

*2 copies*

This document is made available electronically by the Minnesota Legislative Reference Library  
as part of an ongoing digital archiving project. <http://www.leg.state.mn.us/lrl/lrl.asp>

890433

# **PUBLIC OPINION POLL ON NATURAL RESOURCE ISSUES**

**NOVEMBER, DECEMBER 1988**

**MINNESOTA DEPARTMENT OF NATURAL RESOURCES**

**TABULATION OF RESULTS**

**PREPARED BY:**

**OFFICE OF PLANNING  
MINNESOTA DEPARTMENT OF NATURAL RESOURCES**

**APRIL 1989**

## CONTENTS

<u>Topic</u>	<u>Page</u>
Introduction .....	1
Statewide Questions and Responses .....	2
Northwest Region Questions and Responses .....	11
Northeast Region Questions and Responses .....	14
Central Region Questions and Responses .....	18
Southwest Region Questions and Responses .....	21
Southeast Region Questions and Responses .....	25
Metro Region Questions and Responses .....	28

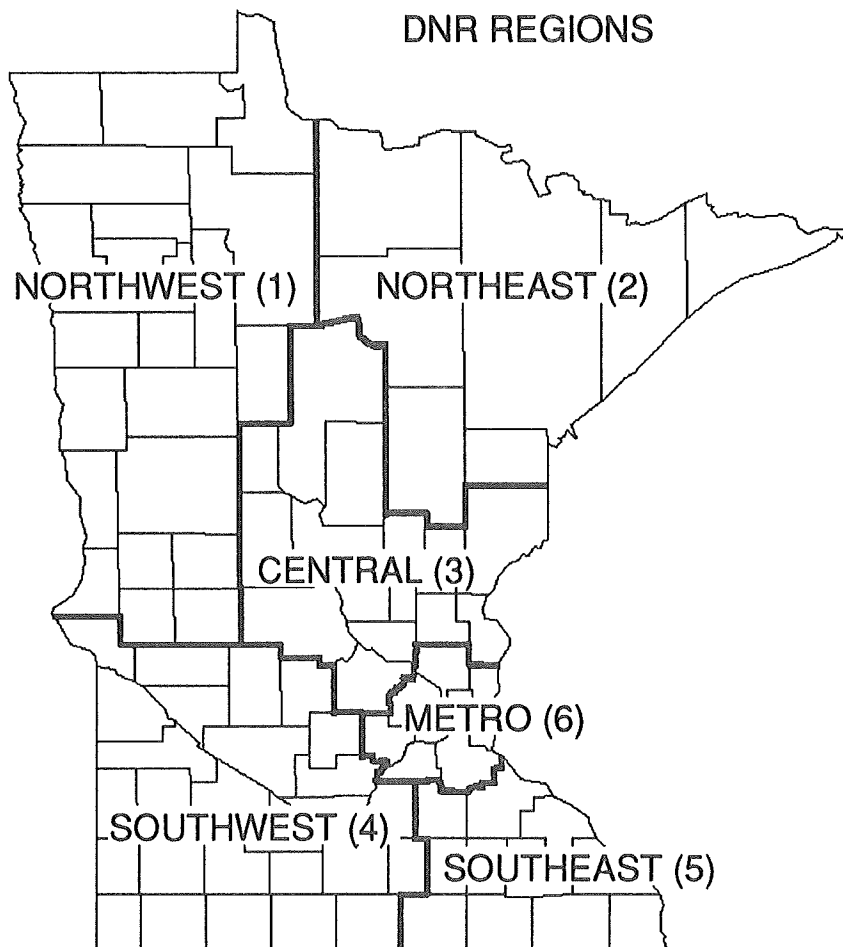
## INTRODUCTION

The Minnesota Department of Natural Resources polled 2400 Minnesota citizens, four hundred from each of the six DNR regions. The purpose of the poll was to gauge the level of public support for present and potential Department programs, and to find out what the public feels are the top natural resource issues facing the state. The poll arose out of the Department's strategic planning and marketing efforts and results of the poll will benefit both efforts.

Contained herein are the statewide and regional results of the poll. The format of the presentation of results is the same as the format of the telephone interview. The first part of the presentation is on questions administered throughout the state; the latter parts are on questions that are specific to each of the DNR regions.

The poll was conducted by the Minnesota Center for Survey Research, University of Minnesota - Twin Cities, during the months of November and December 1988. It was conducted concurrently with an outdoor recreation facility adequacy survey for the State Comprehensive Outdoor Recreation Plan. Results of the facility adequacy survey will be reported in the 1989 SCORP.

# STATEWIDE QUESTIONS & RESPONSES\*



\* Based on telephone interviews of 2400 Minnesotans. Four-hundred people were randomly selected in each of the six DNR regions. Regional results were projected to statewide results.

1. What do you think is the single most important environmental or natural resource issue facing Minnesota in the next five years? (Open-ended question)

REGION AND STATE  
(PERCENT)

	NORTH WEST	NORTH EAST	CEN TRAL	SOUTH WEST	SOUTH EAST	METRO	STATE
WATER POLLUTION	41.9	47.4	47.3	48.3	54.4	50.8	49.5
AIR POLLUTION	2.8	3.6	2.6	4.4	4.8	8.6	6.2
WASTE DISPOSAL	10.1	8.5	10.3	5.8	7.4	7.2	7.7
LAND USE <sup>1</sup>	1.7	3.8	1.7	3.1	4.1	4.4	3.7
WETLANDS	2.1	2.5	2.8	2.4	1.6	2.1	2.2
FISH AND WILDLIFE PRESERVATION <sup>2</sup>	18.0	15.7	17.0	18.1	13.9	15.8	16.2
RESOURCE DEPLETION <sup>3</sup>	5.1	7.8	6.4	3.4	4.3	1.4	3.3
NOISE POLLUTION	.3	0	0	0	0	0	.0
PESTICIDES	.7	0	.5	.7	1.1	.3	.4
DROUGHT	3.7	.7	2.4	2.9	1.4	2.2	2.2
GENERAL POLLUTION	4.5	1.6	1.6	1.7	2.0	2.4	2.3
OTHER	9.1	8.5	7.3	9.1	5.2	4.8	6.3
TOTAL PERCENT	100.0	100.0	100.0	100.0	100.0	100.0	100.0

<sup>1</sup>Includes urban sprawl, loss of park lands, conversion of agricultural lands.

<sup>2</sup>Includes fish and wildlife management, habitat preservation, declining populations.

<sup>3</sup>Includes soil erosion, minerals depletion, forest and water depletion and degradation.

2. Are the following a problem or not a problem in Minnesota?  
If they are a problem, are they slight, moderate or severe problems?

2a. The use of motorized, off-road vehicles on public land.

REGION AND STATE  
(PERCENT)

	NORTH WEST	NORTH EAST	CEN TRAL	SOUTH WEST	SOUTH EAST	METRO	STATE
PROBLEM	52.0	58.6	60.1	46.7	51.9	60.3	56.8
NO PROBLEM	48.0	41.4	39.9	53.3	48.1	39.7	43.2
TOTAL PERCENT	100.0	100.0	100.0	100.0	100.0	100.0	100.0
SLIGHT PROBLEM	11.2	11.0	10.0	13.7	12.5	11.3	11.5
MODERATE PROBLEM	30.3	31.9	33.3	25.1	29.0	34.4	32.0
SEVERE PROBLEM	10.5	15.7	16.8	7.9	10.4	14.6	13.3
TOTAL PERCENT	52.0	58.6	60.1	46.7	51.9	60.3	56.8

2b. Acid rain.

REGION AND STATE  
(PERCENT)

	NORTH WEST	NORTH EAST	CEN TRAL	SOUTH WEST	SOUTH EAST	METRO	STATE
PROBLEM	61.4	81.8	75.6	64.7	68.8	89.0	79.9
NO PROBLEM	38.6	18.2	24.4	35.3	31.2	11.0	20.1
TOTAL PERCENT	100.0	100.0	100.0	100.0	100.0	100.0	100.0
SLIGHT PROBLEM	11.7	11.0	7.8	12.8	9.0	8.4	9.3
MODERATE PROBLEM	26.4	38.8	35.2	29.4	33.4	40.3	36.6
SEVERE PROBLEM	23.3	32.0	32.6	22.5	26.4	40.3	34.0
TOTAL PERCENT	61.4	81.8	75.6	64.7	68.8	89.0	79.9

2. Are the following a problem or not a problem in Minnesota?  
If they are a problem, are they slight, moderate or severe problems?

2c The loss of wetlands.

REGION AND STATE  
(PERCENT)

	NORTH WEST	NORTH EAST	CEN TRAL	SOUTH WEST	SOUTH EAST	METRO	STATE
PROBLEM	63.1	65.4	73.0	70.5	69.2	83.9	76.2
NO PROBLEM	36.9	34.6	27.0	29.5	30.8	16.1	23.8
TOTAL PERCENT	100.0	100.0	100.0	100.0	100.0	100.0	100.0
SLIGHT PROBLEM	9.2	7.4	6.0	9.0	7.3	7.3	7.5
MODERATE PROBLEM	28.3	30.9	29.4	30.0	31.7	36.2	33.1
SEVERE PROBLEM	25.6	27.1	37.6	31.5	30.2	40.4	35.6
TOTAL PERCENT	63.1	65.4	73.0	70.5	69.2	83.9	76.2

2d. The water quality of lakes, rivers, and streams.

REGION AND STATE  
(PERCENT)

	NORTH WEST	NORTH EAST	CEN TRAL	SOUTH WEST	SOUTH EAST	METRO	STATE
PROBLEM	76.3	75.5	83.6	83.9	88.4	90.8	86.4
NO PROBLEM	23.7	24.5	16.4	16.1	11.6	9.2	13.6
TOTAL PERCENT	100.0	100.0	100.0	100.0	100.0	100.0	100.0
SLIGHT PROBLEM	10.9	8.4	5.8	11.0	6.6	5.9	7.2
MODERATE PROBLEM	36.3	40.3	36.1	34.7	38.6	39.2	38.1
SEVERE PROBLEM	29.1	26.8	41.7	38.2	43.2	45.7	41.1
TOTAL PERCENT	76.3	75.5	83.6	83.9	88.4	90.8	86.4

2. Are the following a problem or not a problem in Minnesota?  
 If they are a problem, are they slight, moderate or severe problems?

2e. The loss of rare and endangered plant and animal species.

REGION AND STATE  
 (PERCENT)

	NORTH WEST	NORTH EAST	CEN TRAL	SOUTH WEST	SOUTH EAST	METRO	STATE
PROBLEM	52.3	58.5	59.9	65.4	61.4	74.7	67.3
NO PROBLEM	47.7	41.5	40.1	34.6	38.6	25.3	32.7
TOTAL PERCENT	100.0	100.0	100.0	100.0	100.0	100.0	100.0

SLIGHT PROBLEM	11.4	14.6	9.8	12.5	13.1	13.8	13.0
MODERATE PROBLEM	27.1	29.9	30.5	35.8	33.9	35.3	33.5
SEVERE PROBLEM	13.8	14.0	19.6	17.1	14.4	25.6	20.8
TOTAL PERCENT	52.3	58.5	59.9	65.4	61.4	74.7	67.3



Now I am going to read several statements. For each one, please tell me if you strongly agree, agree, disagree, or strongly disagree, or doesn't it matter to you?

3. The State should buy special areas to develop for all-terrain vehicles, four-wheel drive off-road vehicles, dirtbikes, and other motorized recreation.

REGION AND STATE  
(PERCENT)

	NORTH WEST	NORTH EAST	CEN TRAL	SOUTH WEST	SOUTH EAST	METRO	STATE
STRONGLY AGREE	7.6	14.4	12.0	4.9	10.2	8.7	9.1
AGREE	31.4	35.9	30.0	28.2	27.2	27.4	28.8
DISAGREE	30.8	26.4	28.8	37.3	30.5	27.7	29.4
STRONGLY DISAGREE	15.8	11.5	15.0	15.7	16.7	21.3	18.2
DOES NOT MATTER	14.3	11.8	14.2	13.9	15.4	15.0	14.5
TOTAL PERCENT	100.0	100.0	100.0	100.0	100.0	100.0	100.0

4. The State should purchase abandoned railroad lines for hiking, biking, and snowmobile trails.

REGION AND STATE  
(PERCENT)

	NORTH WEST	NORTH EAST	CEN TRAL	SOUTH WEST	SOUTH EAST	METRO	STATE
STRONGLY AGREE	19.5	32.9	29.9	17.4	27.9	30.1	27.6
AGREE	56.7	56.0	55.7	57.5	59.5	52.0	54.6
DISAGREE	15.8	7.9	7.2	15.7	6.9	7.9	9.4
STRONGLY DISAGREE	3.0	.9	1.3	2.9	2.1	3.2	2.6
DOES NOT MATTER	5.0	2.2	5.9	6.6	3.6	6.8	5.8
TOTAL PERCENT	100.0	100.0	100.0	100.0	100.0	100.0	100.0

Now I am going to read several statements. For each one, please tell me if you strongly agree, agree, disagree, or strongly disagree, or doesn't it matter to you?

5. Outdoor recreation facilities built by the State are becoming run down.

REGION AND STATE  
(PERCENT)

	NORTH WEST	NORTH EAST	CEN TRAL	SOUTH WEST	SOUTH EAST	METRO	STATE
STRONGLY AGREE	11.2	15.9	12.1	9.3	6.9	9.9	10.4
AGREE	44.3	47.0	46.5	47.0	47.2	44.7	45.6
DISAGREE	39.6	33.1	34.8	39.1	39.8	41.4	39.4
STRONGLY DISAGREE	.4	.6	2.3	1.7	1.9	1.8	1.6
DOES NOT MATTER	4.4	3.4	4.3	2.9	4.2	2.2	3.0
TOTAL PERCENT	100.0	100.0	100.0	100.0	100.0	100.0	100.0

6. The State should encourage an increase in mining that is environmentally sound, in order to create jobs in rural Minnesota.

REGION AND STATE  
(PERCENT)

	NORTH WEST	NORTH EAST	CEN TRAL	SOUTH WEST	SOUTH EAST	METRO	STATE
STRONGLY AGREE	16.3	31.8	21.3	15.5	16.4	15.0	17.4
AGREE	66.0	56.4	57.7	61.3	59.1	59.8	59.9
DISAGREE	10.5	7.3	12.2	15.3	15.2	18.9	15.6
STRONGLY DISAGREE	2.9	1.2	1.9	3.0	1.9	1.8	2.0
DOES NOT MATTER	4.3	3.3	7.0	4.9	7.4	4.6	5.0
TOTAL PERCENT	100.0	100.0	100.0	100.0	100.0	100.0	100.0

Now I am going to read several statements. For each one, please tell me if you strongly agree, agree, disagree, or strongly disagree, or doesn't it matter to you?

7. The State should provide increased protection of property from grass and forest fires.

REGION AND STATE  
(PERCENT)

	NORTH WEST	NORTH EAST	CEN TRAL	SOUTH WEST	SOUTH EAST	METRO	STATE
STRONGLY AGREE	13.9	16.1	16.1	13.3	12.2	15.4	14.8
AGREE	65.6	58.0	56.3	62.3	55.2	55.6	57.6
DISAGREE	15.2	21.6	20.4	20.8	24.8	23.5	22.1
STRONGLY DISAGREE	1.3	.5	1.9	1.2	1.5	.8	1.1
DOES NOT MATTER	4.1	3.8	5.3	2.3	6.3	4.6	4.4
TOTAL PERCENT	100.0	100.0	100.0	100.0	100.0	100.0	100.0

8. The State should permit an increase in timber cutting on public lands to meet the rising demand for wood.

REGION AND STATE  
(PERCENT)

	NORTH WEST	NORTH EAST	CEN TRAL	SOUTH WEST	SOUTH EAST	METRO	STATE
STRONGLY AGREE	2.4	8.5	4.1	2.0	2.6	2.3	3.0
AGREE	22.7	34.3	22.6	21.7	20.2	15.9	19.9
DISAGREE	54.7	44.0	51.6	56.2	56.8	61.8	57.4
STRONGLY DISAGREE	16.1	9.6	16.7	17.9	18.3	18.4	17.2
DOES NOT MATTER	4.1	3.6	5.0	2.1	2.1	1.6	2.5
TOTAL PERCENT	100.0	100.0	100.0	100.0	100.0	100.0	100.0

Now I am going to read several statements. For each one, please tell me if you strongly agree, agree, disagree, or strongly disagree, or doesn't it matter to you?

9. The illegal taking of fish and wildlife is having a negative effect on fish and wildlife populations.

REGION AND STATE  
(PERCENT)

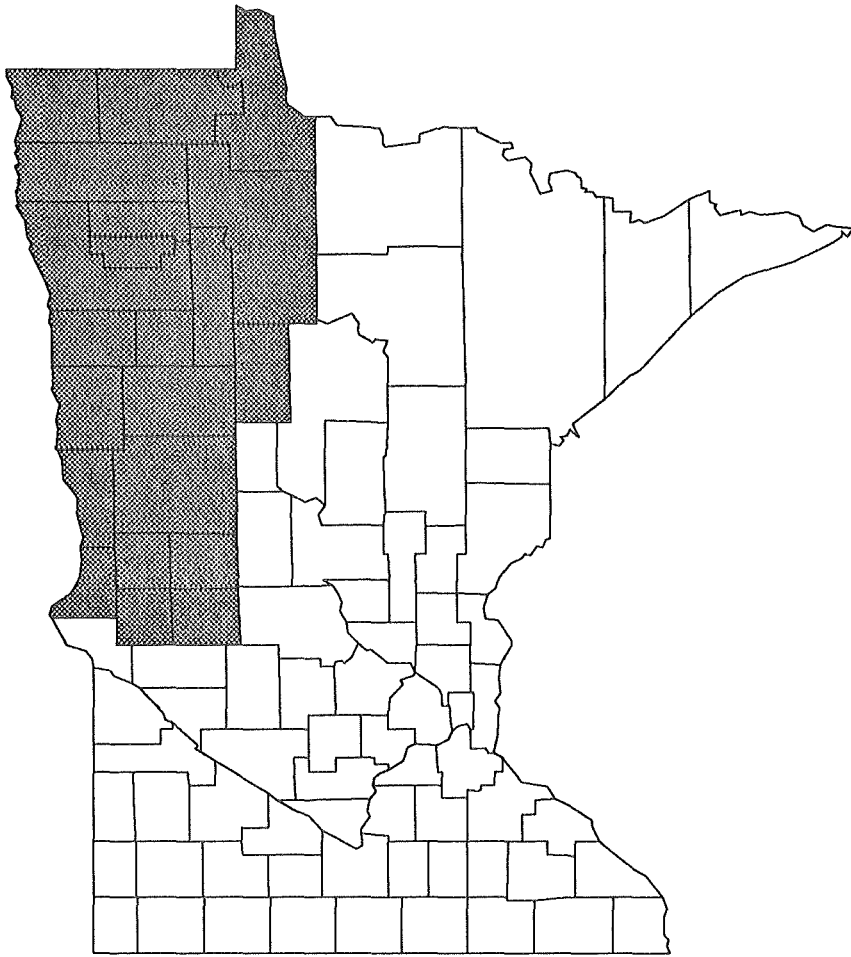
	NORTH WEST	NORTH EAST	CEN TRAL	SOUTH WEST	SOUTH EAST	METRO	STATE
STRONGLY AGREE	18.9	27.3	27.3	19.2	21.0	31.8	27.1
AGREE	51.9	49.4	47.6	54.3	50.9	48.4	49.7
DISAGREE	22.7	19.2	17.6	21.4	22.9	15.9	18.3
STRONGLY DISAGREE	3.3	1.6	3.2	3.1	2.1	2.1	2.4
DOES NOT MATTER	3.2	2.5	4.4	2.0	3.1	1.9	2.5
TOTAL PERCENT	100.0	100.0	100.0	100.0	100.0	100.0	100.0

10. Minnesota conservation officers are adequately enforcing the State's outdoor recreation laws.

REGION AND STATE  
(PERCENT)

	NORTH WEST	NORTH EAST	CEN TRAL	SOUTH WEST	SOUTH EAST	METRO	STATE
STRONGLY AGREE	5.6	10.3	6.6	8.0	5.9	6.4	6.8
AGREE	76.3	67.2	68.3	72.8	71.3	65.1	68.3
DISAGREE	13.6	16.1	17.0	15.9	17.8	20.0	18.0
STRONGLY DISAGREE	1.6	4.5	6.3	1.6	3.5	6.0	4.7
DOES NOT MATTER	2.9	1.8	1.9	1.7	1.6	2.5	2.2
TOTAL PERCENT	100.0	100.0	100.0	100.0	100.0	100.0	100.0

# NORTHWEST REGION QUESTIONS & RESPONSES\*



\* Based on telephone interviews of 400 randomly selected regional residents.

1. Please tell me if you strongly support, support, oppose, or strongly oppose continuing the following public programs, or doesn't it matter to you?

1a. Providing information to individual landowners about how to produce more wood on their forest land.	CATEGORY LABEL	PERCENT
	STRONGLY SUPPORT	15.0
	SUPPORT	55.5
	OPPOSE	6.8
	STRONGLY OPPOSE	1.4
	DOES NOT MATTER	21.3
		-----
		100.0

*Northeast Region responses to same question*

	CATEGORY LABEL	PERCENT
	STRONGLY SUPPORT	27.0
	SUPPORT	53.7
	OPPOSE	5.2
	STRONGLY OPPOSE	.5
	DOESN'T MATTER	13.6
		-----
		100.0

1b. Providing information to individual landowners about how to support more wildlife on their land.	CATEGORY LABEL	PERCENT
	STRONGLY SUPPORT	29.4
	SUPPORT	53.7
	OPPOSE	6.1
	STRONGLY OPPOSE	.6
	DOES NOT MATTER	10.3
		-----
		100.0

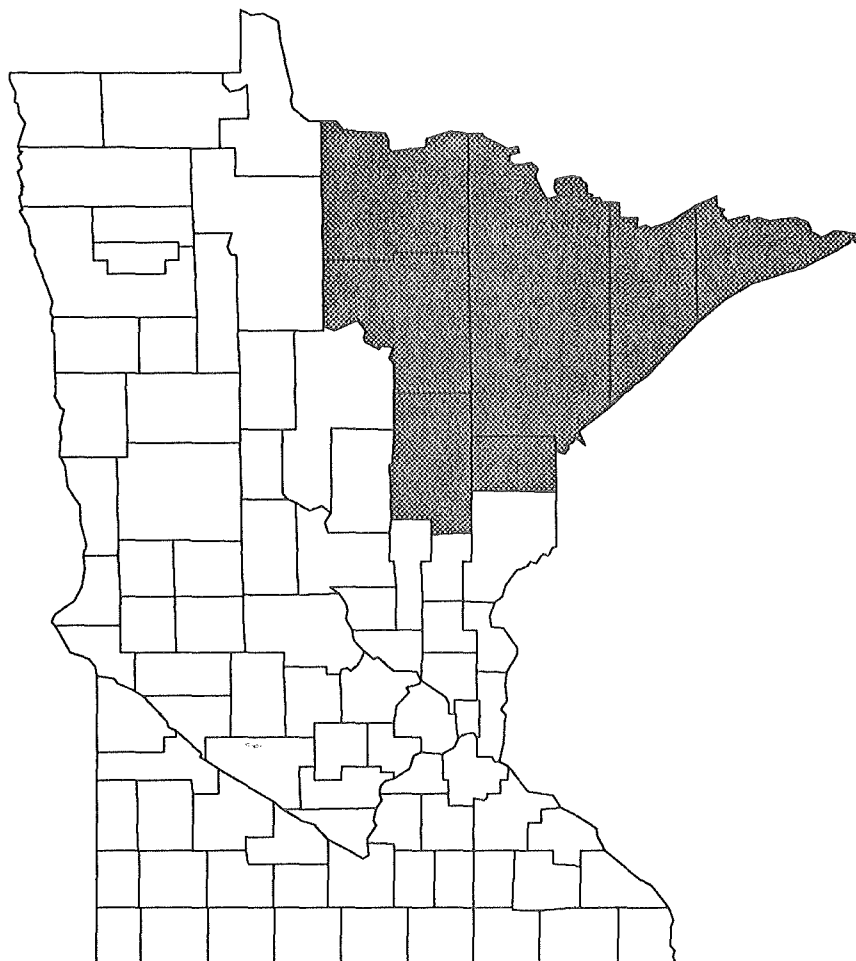
2. Please tell me if you strongly support, support, oppose, or strongly oppose continuing the public purchase of the following types of land, or doesn't it matter to you?

2a. Purchase of land needed for maintaining fish populations.	CATEGORY LABEL	PERCENT
	STRONGLY SUPPORT	22.5
	SUPPORT	48.7
	OPPOSE	11.1
	STRONGLY OPPOSE	2.5
	DOES NOT MATTER	15.2
		-----
		100.0

2b. Purchase of land needed for maintaining <u>wildlife</u> populations.	CATEGORY LABEL	PERCENT
	STRONGLY SUPPORT	27.9
	SUPPORT	50.7
	OPPOSE	10.7
	STRONGLY OPPOSE	3.5
	DOES NOT MATTER	7.2
		-----
		100.0

2c. Purchase of land needed for protecting rare plants.	CATEGORY LABEL	PERCENT
	STRONGLY SUPPORT	14.1
	SUPPORT	46.9
	OPPOSE	17.7
	STRONGLY OPPOSE	2.8
	DOES NOT MATTER	18.5
		----- 100.0
3. Please tell me if you strongly support, support, oppose, or strongly oppose the following actions, or doesn't it matter to you?		
3a. Developing a public plan to decide which users of water will get water in times of shortage.	CATEGORY LABEL	PERCENT
	STRONGLY SUPPORT	15.3
	SUPPORT	59.5
	OPPOSE	9.9
	STRONGLY OPPOSE	3.0
	DOES NOT MATTER	12.3
		----- 100.0
3b. Limiting water use by homes, businesses, farms and industry so that adequate water is available to maintain fish populations.	CATEGORY LABEL	PERCENT
	STRONGLY SUPPORT	10.0
	SUPPORT	48.5
	OPPOSE	27.7
	STRONGLY OPPOSE	4.8
	DOES NOT MATTER	9.0
		----- 100.0
3c. Developing public education materials about the protection and conservation of Minnesota's water resources.	CATEGORY LABEL	PERCENT
	STRONGLY SUPPORT	26.6
	SUPPORT	62.8
	OPPOSE	3.6
	STRONGLY OPPOSE	.7
	DOES NOT MATTER	6.3
		----- 100.0

## NORTHEAST REGION QUESTIONS & RESPONSES\*



\* Based on telephone interviews of 400 randomly selected regional residents.



1. Are the following a problem or not a problem in your part of the state?  
If they are a problem, are they slight, moderate, or severe problems?

1a. The overall quality of lakes and rivers for fishing.

CATEGORY LABEL	PERCENT	CATEGORY LABEL	PERCENT
PROBLEM	28.4	SLIGHT PROBLEM	4.9
NO PROBLEM	71.6	MODERATE PROBLEM	16.0
	-----	SEVERE PROBLEM	7.5
	100.0		-----
			28.4

*Southwest Region responses to same question.*

CATEGORY LABEL	PERCENT	CATEGORY LABEL	PERCENT
PROBLEM	46.4	SLIGHT PROBLEM	7.0
NO PROBLEM	53.6	MODERATE PROBLEM	25.2
	-----	SEVERE PROBLEM	14.2
	100.0		-----
			46.4

*Metro Region responses to same question.*

CATEGORY LABEL	PERCENT	CATEGORY LABEL	PERCENT
PROBLEM	45.1	SLIGHT PROBLEM	5.0
NO PROBLEM	54.9	MODERATE PROBLEM	25.2
	-----	SEVERE PROBLEM	14.9
	100.0		-----
			45.1

1b. The overall quality of lakes and rivers for boating and canoeing.

CATEGORY LABEL	PERCENT	CATEGORY LABEL	PERCENT
PROBLEM	14.3	SLIGHT PROBLEM	3.0
NO PROBLEM	85.7	MODERATE PROBLEM	8.5
	-----	SEVERE PROBLEM	2.8
	100.0		-----
			14.3

*Southwest Region responses to same question.*

CATEGORY LABEL	PERCENT	CATEGORY LABEL	PERCENT
PROBLEM	33.1	SLIGHT PROBLEM	6.0
NO PROBLEM	66.9	MODERATE PROBLEM	17.5
	-----	SEVERE PROBLEM	9.6
	100.0		-----
			33.1

*Metro Region responses to same question.*

CATEGORY LABEL	PERCENT	CATEGORY LABEL	PERCENT
PROBLEM	33.2	SLIGHT PROBLEM	8.6
NO PROBLEM	66.8	MODERATE PROBLEM	18.5
	-----	SEVERE PROBLEM	6.1
	100.0		-----
			33.2

1c. The contamination of fish with substances harmful to human health.

CATEGORY LABEL	PERCENT	CATEGORY LABEL	PERCENT
PROBLEM	56.1	SLIGHT PROBLEM	15.8
NO PROBLEM	43.9	MODERATE PROBLEM	27.0
	-----	SEVERE PROBLEM	13.3
	100.0		-----
			56.1

*Metro Region responses to same question.*

CATEGORY LABEL	PERCENT	CATEGORY LABEL	PERCENT
PROBLEM	76.1	SLIGHT PROBLEM	11.2
NO PROBLEM	23.9	MODERATE PROBLEM	35.5
	-----	SEVERE PROBLEM	29.4
	100.0		-----
			76.1

1d. The effect of wolves on the deer population.

CATEGORY LABEL	PERCENT	CATEGORY LABEL	PERCENT
PROBLEM	38.4	SLIGHT PROBLEM	8.4
NO PROBLEM	61.6	MODERATE PROBLEM	16.6
	-----	SEVERE PROBLEM	13.4
	100.0		-----
			38.4

2. Please tell me if you strongly support, support, oppose, or strongly oppose the following actions, or doesn't it matter to you?

CATEGORY LABEL	PERCENT
2a. Stricter regulation of cabin construction on lake and river shores.	
STRONGLY SUPPORT	16.6
SUPPORT	33.7
OPPOSE	19.3
STRONGLY OPPOSE	5.1
DOESN'T MATTER	25.4
	-----
	100.0

CATEGORY LABEL	PERCENT
2b. Providing information to individual landowners about how to produce more wood on their forest land.	
STRONGLY SUPPORT	27.0
SUPPORT	53.7
OPPOSE	5.2
STRONGLY OPPOSE	.5
DOESN'T MATTER	13.6
	-----
	100.0

CATEGORY LABEL	PERCENT
<i>Northwest Region responses to same question.</i>	
STRONGLY SUPPORT	15.0
SUPPORT	55.5
OPPOSE	6.8
STRONGLY OPPOSE	1.4
DOES NOT MATTER	21.3
	-----
	100.0

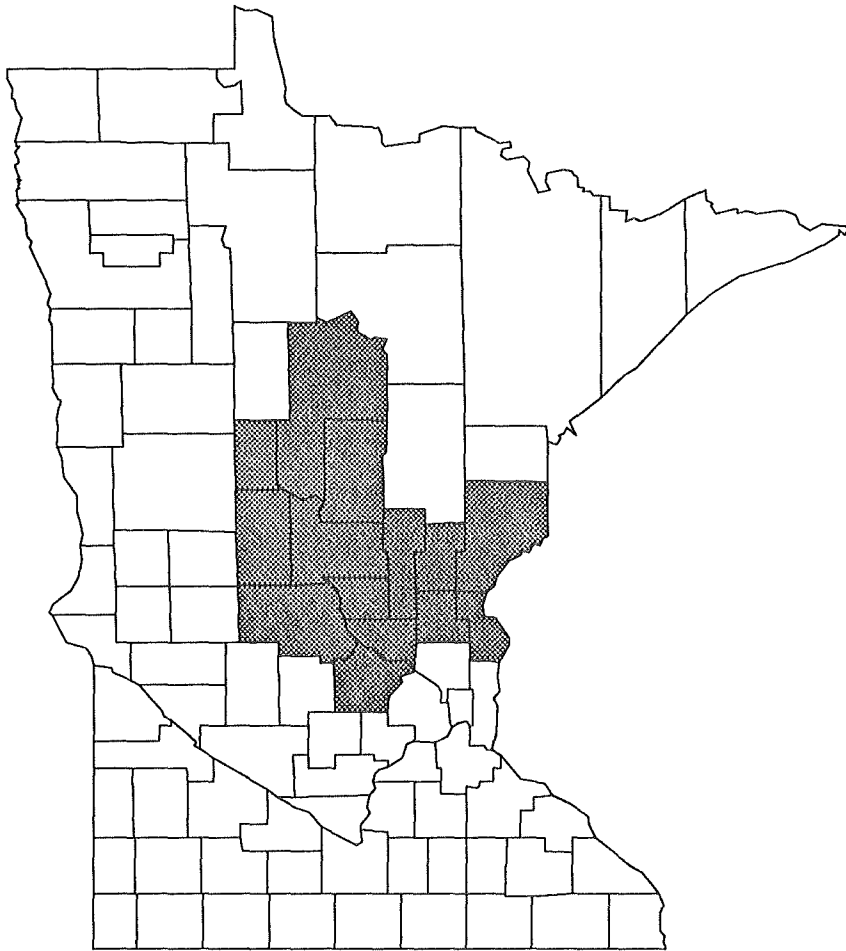
2c. Having the <u>State</u> pay to fix individual resident's sewer systems in order to protect public health and water quality.	CATEGORY LABEL	PERCENT
	STRONGLY SUPPORT	14.6
	SUPPORT	42.6
	OPPOSE	32.0
	STRONGLY OPPOSE	8.0
	DOESN'T MATTER	2.8
		-----
		100.0

3. Please tell me if you strongly agree, agree, disagree, or strongly disagree with the following statement, or doesn't it matter to you?

You have enough information about outdoor recreation opportunities in Minnesota.	CATEGORY LABEL	PERCENT
	STRONGLY AGREE	18.7
	AGREE	60.5
	DISAGREE	16.9
	STRONGLY DISAGREE	2.0
	DOES NOT MATTER	1.9
		-----
		100.0

<i>Central Region responses to same question.</i>	CATEGORY LABEL	PERCENT
	STRONGLY AGREE	8.1
	AGREE	61.0
	DISAGREE	20.6
	STRONGLY DISAGREE	4.1
	DOESN'T MATTER	6.2
		-----
		100.0

# CENTRAL REGION QUESTIONS & RESPONSES\*



\* Based on telephone interviews of 400 randomly selected regional residents.

1. Are the following a problem or not a problem in your part of the state?  
If they are a problem, are they slight moderate or severe problems?

- 1a. The effect of shoreline homes on the water quality of lakes and rivers.

CATEGORY LABEL	PERCENT	CATEGORY LABEL	PERCENT
PROBLEM	48.3	SLIGHT PROBLEM	7.8
NO PROBLEM	51.7	MODERATE PROBLEM	22.5
	-----	SEVERE PROBLEM	18.0
	100.0		-----
			48.3

- 1b. The effect of cities on the water quality of lakes and rivers.

CATEGORY LABEL	PERCENT	CATEGORY LABEL	PERCENT
PROBLEM	48.3	SLIGHT PROBLEM	7.0
NO PROBLEM	51.7	MODERATE PROBLEM	24.2
	-----	SEVERE PROBLEM	17.1
	100.0		-----
			48.3

- 1c. The effect of agriculture on the water quality of lakes and rivers.

CATEGORY LABEL	PERCENT	CATEGORY LABEL	PERCENT
PROBLEM	52.1	SLIGHT PROBLEM	12.4
NO PROBLEM	47.9	MODERATE PROBLEM	21.6
	-----	SEVERE PROBLEM	18.1
	100.0		-----
			52.1

- 1d. People's understanding of the state's game and fish laws.

CATEGORY LABEL	PERCENT	CATEGORY LABEL	PERCENT
PROBLEM	32.0	SLIGHT PROBLEM	9.3
NO PROBLEM	68.0	MODERATE PROBLEM	17.3
	-----	SEVERE PROBLEM	5.4
	100.0		-----
			32.0

2. Please tell me if you strongly agree, agree, disagree, or strongly disagree with the following statements, or doesn't it matter to you?

2a. You have enough information about outdoor recreation opportunities in Minnesota.	CATEGORY LABEL	PERCENT
	STRONGLY AGREE	8.1
	AGREE	61.0
	DISAGREE	20.6
	STRONGLY DISAGREE	4.1
	DOESN'T MATTER	6.2
		-----
		100.0

*Northeast Region responses to same question.*

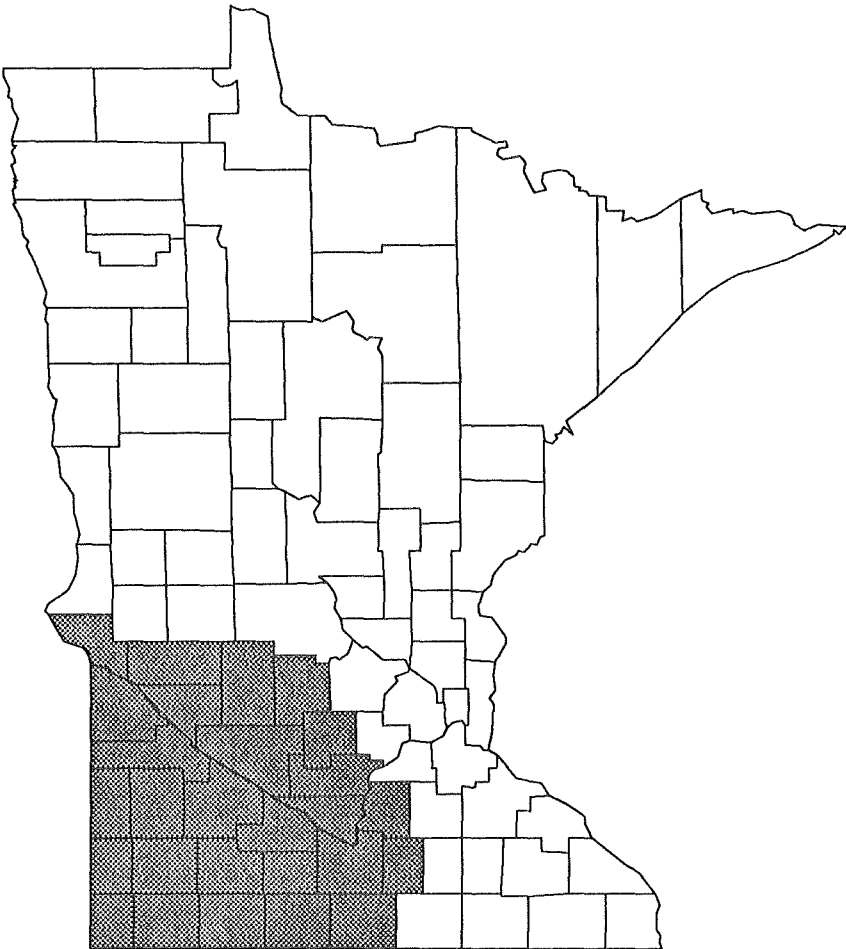
CATEGORY LABEL	PERCENT
STRONGLY AGREE	18.7
AGREE	60.5
DISAGREE	16.9
STRONGLY DISAGREE	2.0
DOES NOT MATTER	1.9
	-----
	100.0

2b. Local government should play a greater role in providing open space and facilities for outdoor recreation.	CATEGORY LABEL	PERCENT
	STRONGLY AGREE	15.9
	AGREE	61.5
	DISAGREE	17.1
	STRONGLY DISAGREE	1.7
	DOESN'T MATTER	3.7
		-----
		100.0

2c. You know where to go, or who to call, if you need information on how Minnesota's natural resources are managed.	CATEGORY LABEL	PERCENT
	STRONGLY AGREE	7.5
	AGREE	52.5
	DISAGREE	29.3
	STRONGLY DISAGREE	7.2
	DOESN'T MATTER	3.4
		-----
		100.0

2d. Owners of lakeshore homes should have more rights than the general public when it comes to the recreational use of the lake their home is on.	CATEGORY LABEL	PERCENT
	STRONGLY AGREE	5.8
	AGREE	27.7
	DISAGREE	47.0
	STRONGLY DISAGREE	17.6
	DOESN'T MATTER	1.9
		-----
		100.0

# SOUTHWEST REGION QUESTIONS & RESPONSES\*



\* Based on telephone interviews of 400 randomly selected regional residents.

1. Are the following a problem or not a problem in your part of the state?  
If they are a problem, are they slight, moderate, or severe problems?

- 1a. The overall quality of lakes and rivers for fishing.

CATEGORY LABEL	PERCENT	CATEGORY LABEL	PERCENT
PROBLEM	46.4	SLIGHT PROBLEM	7.0
NO PROBLEM	53.6	MODERATE PROBLEM	25.2
	-----	SEVERE PROBLEM	14.2
	100.0		-----
			46.4

*Northeast Region responses to same question.*

CATEGORY LABEL	PERCENT	CATEGORY LABEL	PERCENT
PROBLEM	28.4	SLIGHT PROBLEM	4.9
NO PROBLEM	71.6	MODERATE PROBLEM	16.0
	-----	SEVERE PROBLEM	7.5
	100.0		-----
			28.4

*Metro Region responses to same question.*

CATEGORY LABEL	PERCENT	CATEGORY LABEL	PERCENT
PROBLEM	45.1	SLIGHT PROBLEM	5.0
NO PROBLEM	54.9	MODERATE PROBLEM	25.2
	-----	SEVERE PROBLEM	14.9
	100.0		-----
			45.1

- 1b. The overall quality of lakes and rivers for boating and canoeing.

CATEGORY LABEL	PERCENT	CATEGORY LABEL	PERCENT
PROBLEM	33.1	SLIGHT PROBLEM	6.0
NO PROBLEM	66.9	MODERATE PROBLEM	17.5
	-----	SEVERE PROBLEM	9.6
	100.0		-----
			33.1

*Northeast Region responses to same question.*

CATEGORY LABEL	PERCENT	CATEGORY LABEL	PERCENT
PROBLEM	14.3	SLIGHT PROBLEM	3.0
NO PROBLEM	85.7	MODERATE PROBLEM	8.5
	-----	SEVERE PROBLEM	2.8
	100.0		-----
			14.3

*Metro Region responses to same question.*

CATEGORY LABEL	PERCENT	CATEGORY LABEL	PERCENT
PROBLEM	33.2	SLIGHT PROBLEM	8.6
NO PROBLEM	66.8	MODERATE PROBLEM	18.5
	-----	SEVERE PROBLEM	6.1
	100.0		-----
			33.2



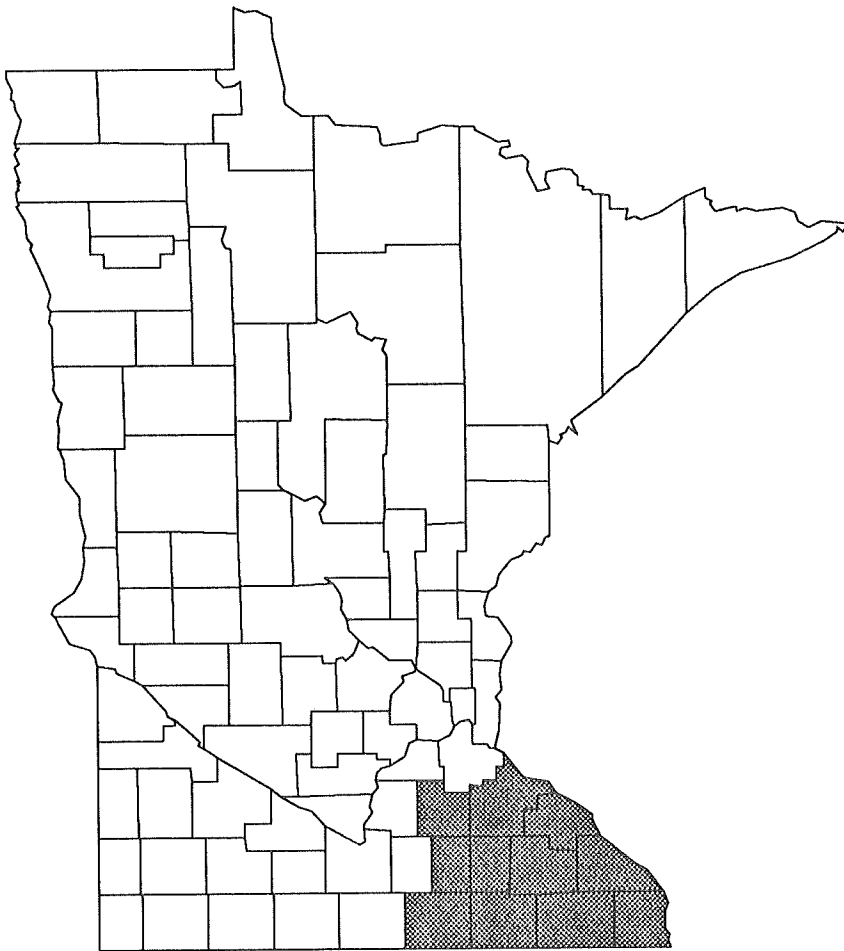
2. Please tell me if you strongly support, support, oppose, or strongly oppose the following actions to protect the Minnesota River, or doesn't it matter to you?

2a. Increased efforts to protect the <u>water quality</u> of the Minnesota River.	CATEGORY LABEL	PERCENT
	STRONGLY SUPPORT	37.5
	SUPPORT	51.6
	OPPOSE	2.1
	STRONGLY OPPOSE	.5
	DOESN'T MATTER	8.2
		-----
		100.0
2b. Increased efforts to protect the <u>visual</u> appearance of the Minnesota River Valley.	CATEGORY LABEL	PERCENT
	STRONGLY SUPPORT	27.1
	SUPPORT	59.3
	OPPOSE	5.0
	STRONGLY OPPOSE	.8
	DOESN'T MATTER	7.8
		-----
		100.0
2c. Increased efforts to protect the quality of <u>fishing</u> in the Minnesota River.	CATEGORY LABEL	PERCENT
	STRONGLY SUPPORT	30.3
	SUPPORT	54.8
	OPPOSE	4.0
	STRONGLY OPPOSE	.5
	DOESN'T MATTER	10.4
		-----
		100.0
2d. Increased efforts to protect the habitat used by <u>wildlife</u> along the Minnesota River.	CATEGORY LABEL	PERCENT
	STRONGLY SUPPORT	36.7
	SUPPORT	53.8
	OPPOSE	2.2
	STRONGLY OPPOSE	0
	DOESN'T MATTER	7.4
		-----
		100.0

3. To provide more wildlife habitat in agricultural areas, do you strongly support, support, oppose, or strongly oppose the following actions, or doesn't it matter to you?

3a. Encouraging farmers to adopt farming practices that provide more wildlife habitat.	CATEGORY LABEL	PERCENT
	STRONGLY SUPPORT	30.2
	SUPPORT	51.7
	OPPOSE	12.1
	STRONGLY OPPOSE	1.3
	DOESN'T MATTER	4.7
		-----
		100.0
3b. <u>Paying</u> farmers to adopt farming practices that provide more wildlife habitat.	CATEGORY LABEL	PERCENT
	STRONGLY SUPPORT	17.2
	SUPPORT	49.0
	OPPOSE	26.1
	STRONGLY OPPOSE	4.4
	DOESN'T MATTER	3.2
		-----
		100.0
3c. Purchasing land from farmers, and using the purchased land to provide more wildlife habitat.	CATEGORY LABEL	PERCENT
	STRONGLY SUPPORT	17.0
	SUPPORT	47.4
	OPPOSE	26.9
	STRONGLY OPPOSE	5.4
	DOESN'T MATTER	3.4
		-----
		100.0

# SOUTHEAST REGION QUESTIONS & RESPONSES\*



\* Based on telephone interviews of 400 randomly selected regional residents.

1. Are the following a problem or not a problem in your part of the state?  
If they are a problem, are they slight, moderate, or severe problems?

- 1a. The amount of water for homes, businesses, farms, and industries to meet future needs.

CATEGORY LABEL	PERCENT	CATEGORY LABEL	PERCENT
PROBLEM	28.4	SLIGHT PROBLEM	7.3
NO PROBLEM	71.6	MODERATE PROBLEM	14.2
	-----	SEVERE PROBLEM	6.9
	100.0		-----
			28.4

- 1b. The quality of water for homes, businesses, farms, and industries to meet future needs.

CATEGORY LABEL	PERCENT	CATEGORY LABEL	PERCENT
PROBLEM	47.7	SLIGHT PROBLEM	9.4
NO PROBLEM	52.3	MODERATE PROBLEM	24.1
	-----	SEVERE PROBLEM	14.2
	100.0		-----
			47.7

2. Please tell me if you strongly support, support, oppose, or strongly oppose the following actions, or doesn't it matter to you?

- 2a. Creating additional catch-and-release regulations for trout streams in southeastern Minnesota.

CATEGORY LABEL	PERCENT
STRONGLY SUPPORT	13.4
SUPPORT	39.5
OPPOSE	8.8
STRONGLY OPPOSE	1.1
DOESN'T MATTER	37.2
	-----
	100.0

- 2b. Providing additional public access to trout streams in southeastern Minnesota.

CATEGORY LABEL	PERCENT
STRONGLY SUPPORT	9.8
SUPPORT	42.7
OPPOSE	15.0
STRONGLY OPPOSE	1.5
DOESN'T MATTER	30.9
	-----
	100.0

- 2c. Increasing efforts to protect the visual appearance of major river valleys in southeastern Minnesota.

CATEGORY LABEL	PERCENT
STRONGLY SUPPORT	24.3
SUPPORT	59.8
OPPOSE	6.7
STRONGLY OPPOSE	.9
DOESN'T MATTER	8.3
	-----
	100.0

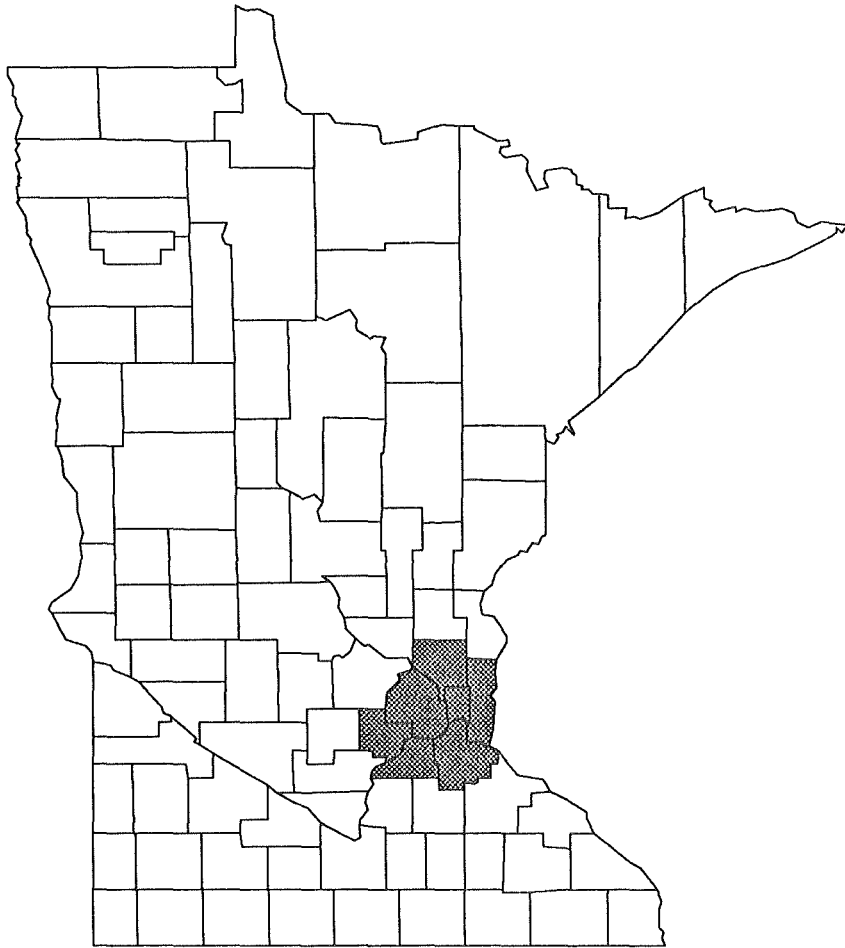
3. Please tell me if you strongly agree, agree, disagree, or strongly disagree with the following statements, or doesn't it matter to you?

3a. Minnesota has adequate laws and regulations to protect the environment.	CATEGORY LABEL	PERCENT
	STRONGLY AGREE	6.6
	AGREE	60.0
	DISAGREE	26.7
	STRONGLY DISAGREE	5.3
	DOESN'T MATTER	1.4
		-----
		100.0

3b. The State should reimburse landowners for crop losses caused by wildlife.	CATEGORY LABEL	PERCENT
	STRONGLY AGREE	5.6
	AGREE	33.8
	DISAGREE	49.5
	STRONGLY DISAGREE	7.9
	DOESN'T MATTER	3.2
		-----
		100.0

3c. Recreation facilities provided by the State are safe places to enjoy the out of doors.	CATEGORY LABEL	PERCENT
	STRONGLY AGREE	12.6
	AGREE	80.8
	DISAGREE	3.9
	STRONGLY DISAGREE	0
	DOESN'T MATTER	2.6
		-----
		100.0

# METRO REGION QUESTIONS & RESPONSES\*



\* Based on telephone interviews of 400 randomly selected regional residents.

1. Are the following a problem or not a problem in your part of the state?  
If they are a problem, are they slight, moderate, or severe problems?

- 1a. The overall quality of lakes and rivers for fishing.

CATEGORY LABEL	PERCENT	CATEGORY LABEL	PERCENT
PROBLEM	45.1	SLIGHT PROBLEM	5.0
NO PROBLEM	54.9	MODERATE PROBLEM	25.2
	-----	SEVERE PROBLEM	14.9
	100.0		-----
			45.1

*Northeast Region responses to same question*

CATEGORY LABEL	PERCENT	CATEGORY LABEL	PERCENT
PROBLEM	28.4	SLIGHT PROBLEM	4.9
NO PROBLEM	71.6	MODERATE PROBLEM	16.0
	-----	SEVERE PROBLEM	7.5
	100.0		-----
			28.4

*Southwest Region responses to same question.*

CATEGORY LABEL	PERCENT	CATEGORY LABEL	PERCENT
PROBLEM	46.4	SLIGHT PROBLEM	7.0
NO PROBLEM	53.6	MODERATE PROBLEM	25.2
	-----	SEVERE PROBLEM	14.2
	100.0		-----
			46.4

- 1b. The overall quality of lakes and rivers for boating and canoeing.

CATEGORY LABEL	PERCENT	CATEGORY LABEL	PERCENT
PROBLEM	33.2	SLIGHT PROBLEM	8.6
NO PROBLEM	66.8	MODERATE PROBLEM	18.5
	-----	SEVERE PROBLEM	6.1
	100.0		-----
			33.2

*Northeast Region responses to same question.*

CATEGORY LABEL	PERCENT	CATEGORY LABEL	PERCENT
PROBLEM	14.3	SLIGHT PROBLEM	3.0
NO PROBLEM	85.7	MODERATE PROBLEM	8.5
	-----	SEVERE PROBLEM	2.8
	100.0		-----
			14.3

*Southwest Region responses to same question.*

CATEGORY LABEL	PERCENT	CATEGORY LABEL	PERCENT
PROBLEM	33.1	SLIGHT PROBLEM	6.0
NO PROBLEM	66.9	MODERATE PROBLEM	17.5
	-----	SEVERE PROBLEM	9.6
	100.0		-----
			33.1

1c. The number of boats on Twin Cities metropolitan area lakes and rivers.

CATEGORY LABEL	PERCENT	CATEGORY LABEL	PERCENT
PROBLEM	70.3	SLIGHT PROBLEM	8.6
NO PROBLEM	29.7	MODERATE PROBLEM	30.1
	-----	SEVERE PROBLEM	31.6
	100.0		-----
			70.3

1d. The contamination of fish with substances harmful to human health.

CATEGORY LABEL	PERCENT	CATEGORY LABEL	PERCENT
PROBLEM	76.1	SLIGHT PROBLEM	11.2
NO PROBLEM	23.9	MODERATE PROBLEM	35.5
	-----	SEVERE PROBLEM	29.4
	100.0		-----
			76.1

*Northeast Region responses to same question.*

CATEGORY LABEL	PERCENT	CATEGORY LABEL	PERCENT
PROBLEM	56.1	SLIGHT PROBLEM	15.8
NO PROBLEM	43.9	MODERATE PROBLEM	27.0
	-----	SEVERE PROBLEM	13.3
	100.0		-----
			56.1

2. Please tell me if you strongly support, support, oppose, or strongly oppose the following actions, or doesn't it matter to you?

2a. Developing a major public park on Lake Minnetonka.

CATEGORY LABEL	PERCENT
STRONGLY SUPPORT	9.6
SUPPORT	28.5
OPPOSE	10.8
STRONGLY OPPOSE	4.4
DOESN'T MATTER	46.7
	-----
	100.0

2b. Having the State or Federal government spend more money on the overall management of the St. Croix, Mississippi, and Minnesota Rivers in the metro area.

CATEGORY LABEL	PERCENT
STRONGLY SUPPORT	26.3
SUPPORT	56.3
OPPOSE	7.1
STRONGLY OPPOSE	1.5
DOESN'T MATTER	8.8
	-----
	100.0

2c. Allowing hunting in the Twin Cities metro area to control wildlife that has become a nuisance or a safety hazard.

CATEGORY LABEL	PERCENT
STRONGLY SUPPORT	9.0
SUPPORT	35.5
OPPOSE	32.2
STRONGLY OPPOSE	19.8
DOESN'T MATTER	3.5
	-----
	100.0



2d. Allowing trapping in the Twin Cities metro area to control wildlife that has become a nuisance or a safety hazard.

CATEGORY LABEL	PERCENT
STRONGLY SUPPORT	7.8
SUPPORT	39.5
OPPOSE	31.8
STRONGLY OPPOSE	17.0
DOESN'T MATTER	3.8
	-----
	100.0

3. Who should take the lead in dealing with natural resource matters in the Twin Cities metropolitan area ... local government, regional government, or state government?

CATEGORY LABEL	PERCENT
LOCAL GOV'T	37.8
REGIONAL GOV'T	18.7
STATE GOV'T	42.1
OTHER	1.4
	-----
	100.0