

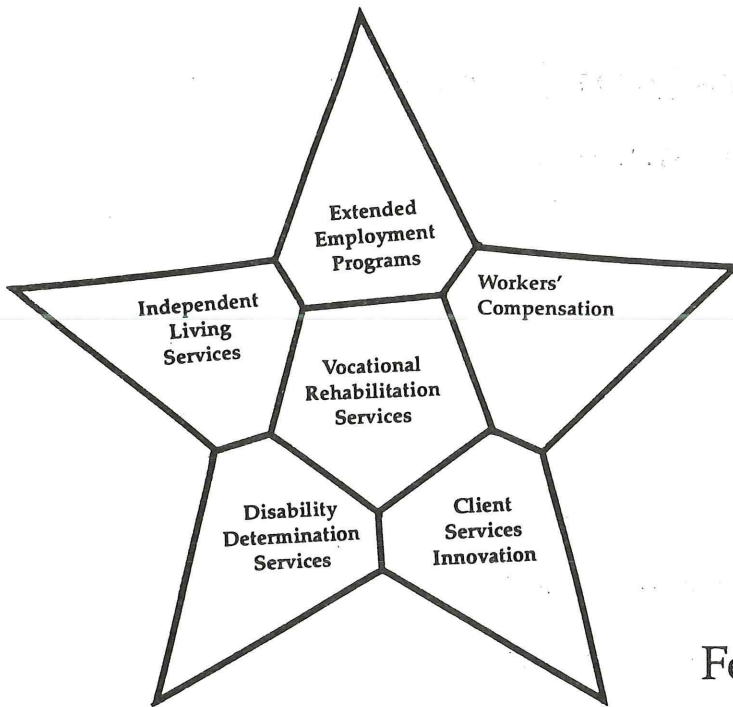
Minnesota Department of Jobs and Training
Rehabilitation Services

Division of Rehabilitation Services (DRS)

Table of Contents

DRS Expenditures, SFY 1989	1
DRS Mission, Consumer Needs, Response	2
DRS Program Components	3
DRS Program Components Referenced to Biennial Budget Activities	4
Vocational Rehabilitation Caseload by County - SFY 1988	5
Vocational Rehabilitation Services (VR)	6
VR Cost Benefit Data - FFY 1988	8
Independent Living Centers Locations and Service Areas FY1988	9
Independent Living Services	10
Client Services Innovation	12
Worker's Compensation Office Locations and Service Areas - FY 1988	13
Worker's Compensation (WC)	14
WC Cost Benefit Data — FFY 1988	16
Extended Employment Programs Locations 1988	17
Extended Employment Programs	18
Number of Disability Benefit Applicants by Social Security Office Area - FY 1988	19
Disability Determination Services	20

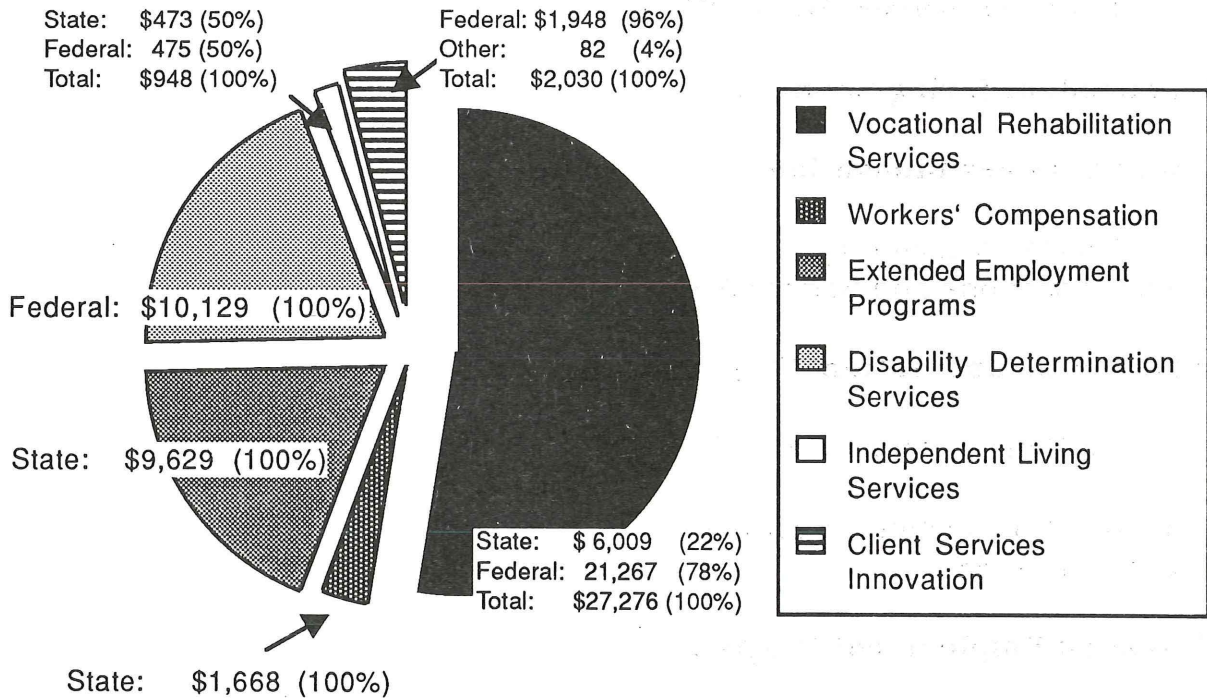
Division of Rehabilitation Services



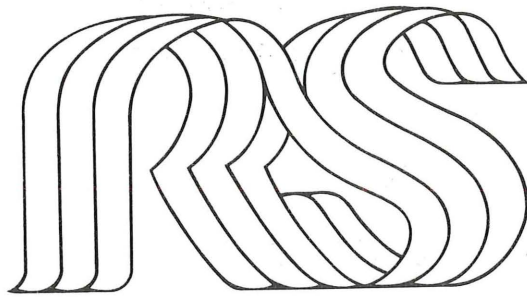
Expenditures for State Fiscal Year 1989

State:	\$17,779,000 (34.4%)
Federal:	33,819,000 (65.4%)
Local:	82,000 (.1%)
	<hr/>
	\$51,680,000 (100%)*

In thousands



*The percentages do not total 100 because of rounding.



Minnesota Department of Jobs and Training

Rehabilitation Services

Our Mission

To provide services to enable persons with disabilities to increase significantly their vocational, personal and financial independence, with special attention to those with the more severe handicaps and handicapping conditions.

The Need

There are 311,000 Minnesotans of working age with significant disabilities. Two-thirds are unemployed, and 81,000 live below the poverty level. Characteristics common to people with disabilities are high unemployment, poverty and limited participation in community activities. DRS is experiencing an increasing backlog of people needing our services. Needs consistently requested and identified as being unmet include job-specific skills training, supported employment, disability awareness information, housing and transportation assistance and application of rehabilitation technology.

Our Response

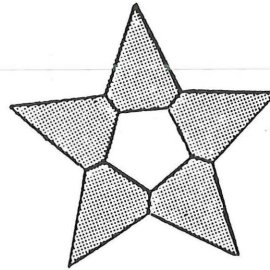

Concerted efforts are being made to serve persons representing the full range of severity of disability. We involve consumers, family members, employers and other agencies in the rehabilitation process to ensure quality services that are innovative and responsive to the needs of Minnesotans with disabilities. In addition to providing core program services, we have identified the following priorities:

- Expanding employer involvement
- Maximizing use of rehabilitation technology
- Fully integrating supported employment as an employment option
- Providing more rehabilitation services for students making the transition from school to work and community living

DRS Program Components

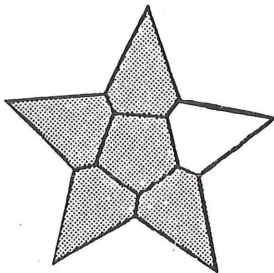
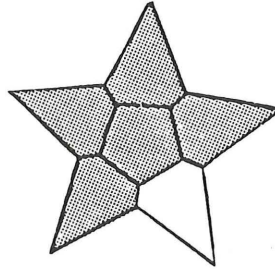
Referenced to
Biennial Budget Activities

Vocational Rehabilitation Services



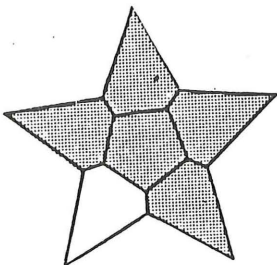
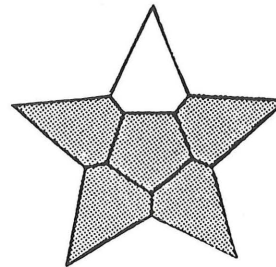
Independent Living Services

Client Services Innovation



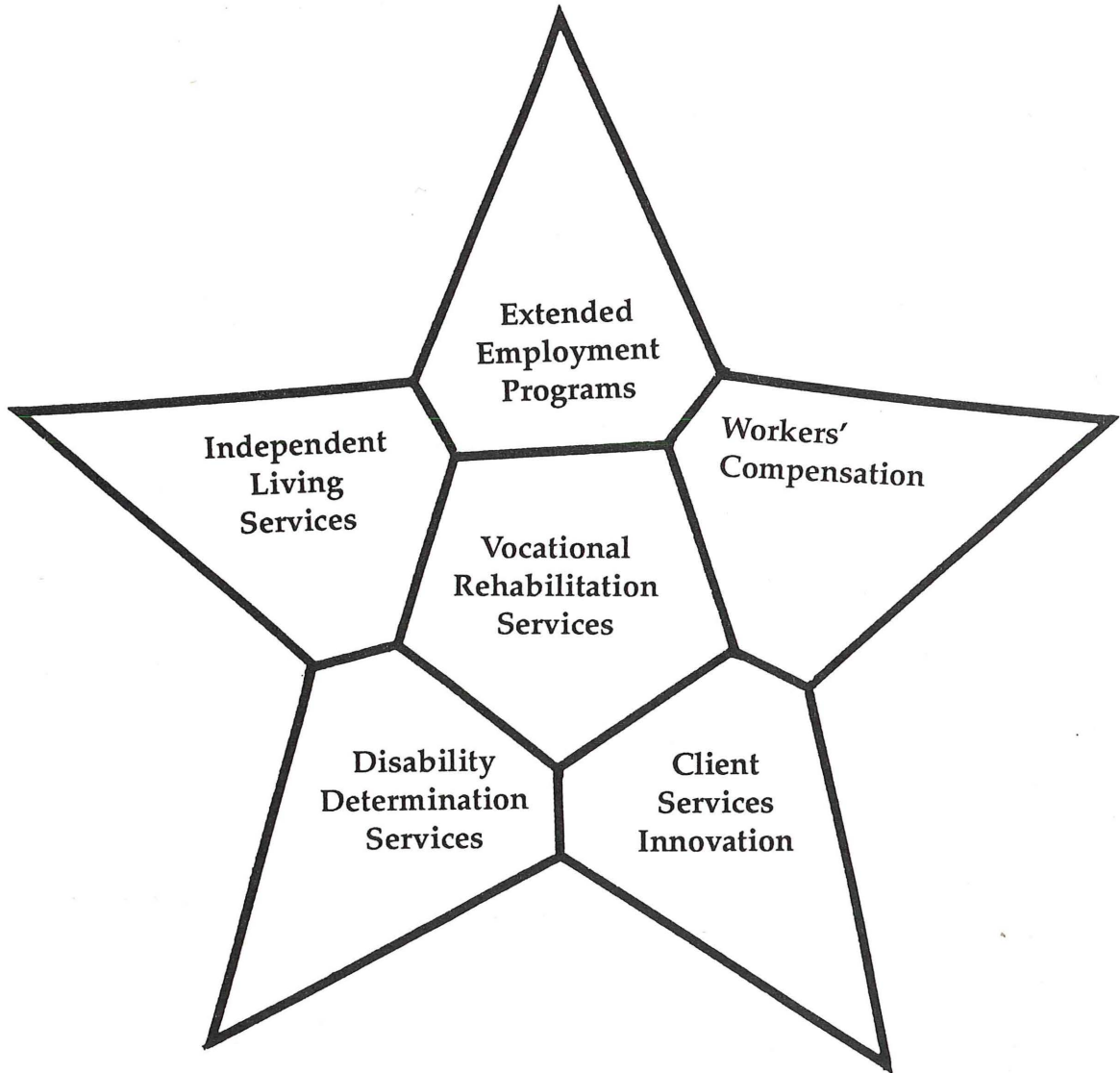
Workers' Compensation

Extended Employment



Disability Determination Services

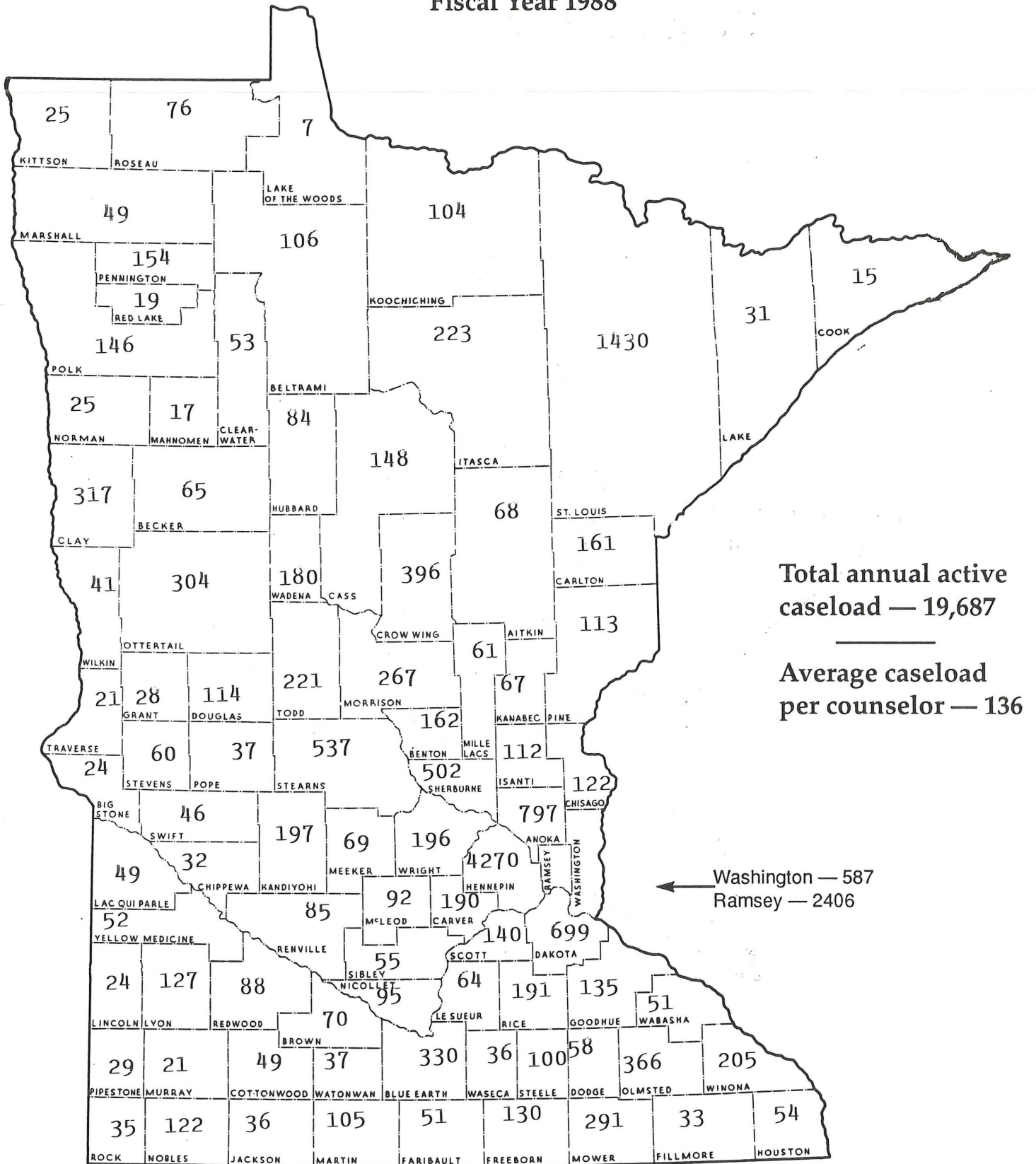
Division of Rehabilitation Services Program Components



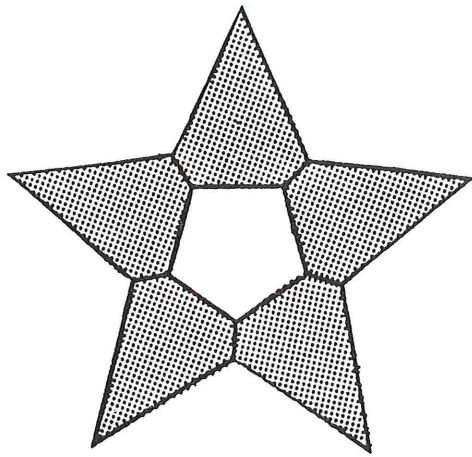
Vocational Rehabilitation

Active Caseload by County

Fiscal Year 1988



Program delivery: Vocational rehabilitation services are provided to eligible people by rehabilitation counselors located in field offices throughout the state.



Vocational Rehabilitation Services

Purpose:

Provide vocational rehabilitation services to persons with vocationally-handicapping disabilities to increase significantly their vocational, personal and financial independence and to further their integration into society.

Results:

	<u>Actual 1988</u>	<u>Estimated 1989</u>
Individuals with disabilities successfully employed	3,662	3,650

Resources:

Staff, 1988:	365 federal positions
Program Expenditures	
Actual 1988:	\$25,078,000
Estimated 1989:	\$27,276,000

SFY 1989 Funding Mix

Federal — 78%

State — 22%

**Program direction:**

Increase capacity to serve individuals with the more complex vocationally-handicapping conditions.

Strengthen transition from school to work services for students with disabilities.

Increase use of rehabilitation technology to enhance employability.

Enhance employer involvement to expand placement options.

Provide time-limited supported employment services and work with other organizations to assure ongoing support.

1870

1871

1872

1873

1874

1875

1876

1877

1878

1879

1880

1881

1882

1883

1884

1885

Vocational Rehabilitation Cost Benefit Data Fiscal Year 1988 Estimates*

Costs:

Average program cost per person rehabilitated:	\$5,789
Years required to pay back total cost of rehabilitation program:	2.51

Benefits:

Annual reduction in public assistance benefits:	\$3,647,557**
Taxpayers' benefits per \$1 spent by DRS:	\$3.80

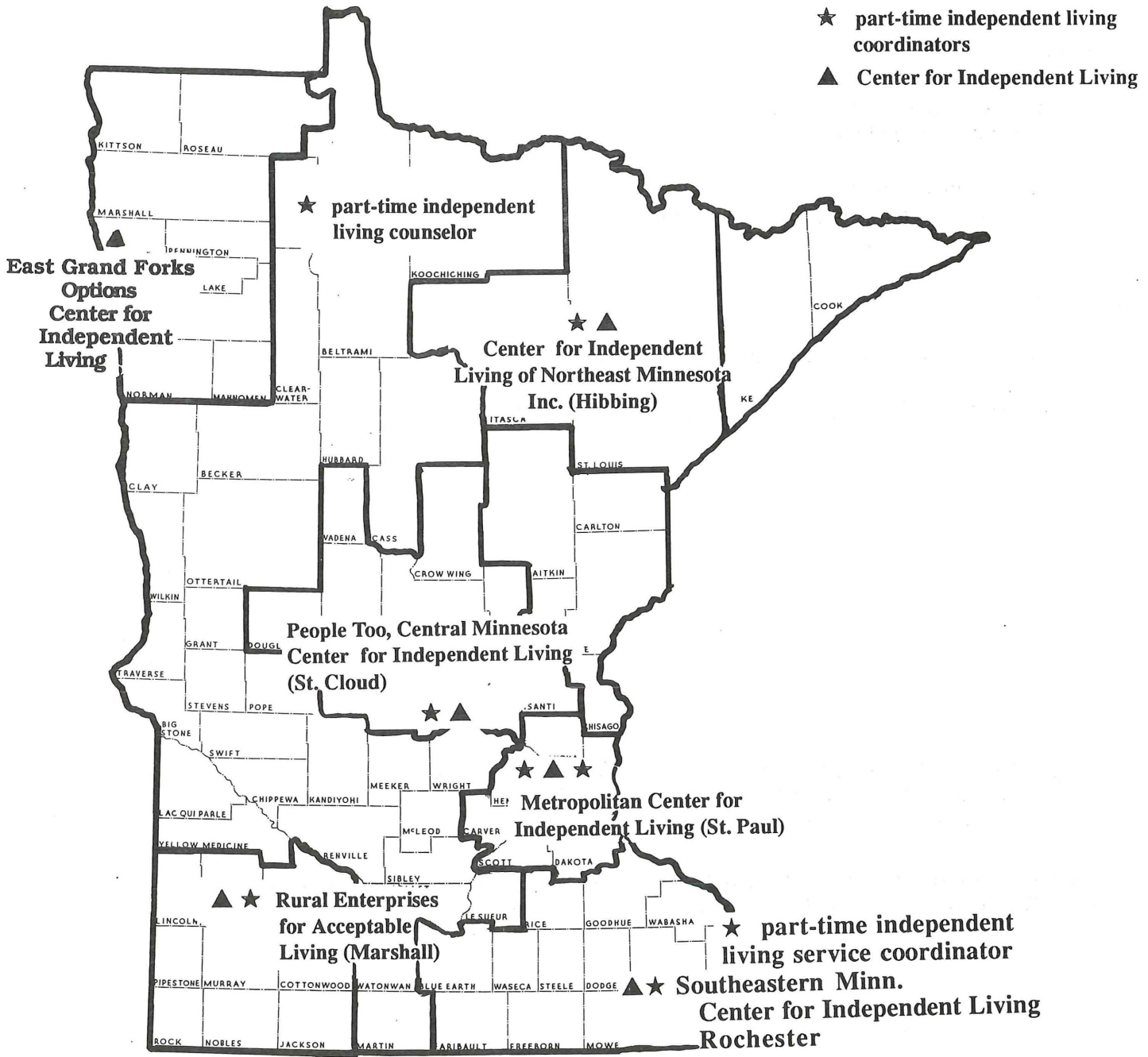
* Figures reflect average client outcomes and are estimated on a comprehensive analysis of 3,662 persons rehabilitated under the Vocational Rehabilitation program during FY 1988 by Minnesota DRS.

** Reduction in Public Assistance benefits over the remaining work life of the 3,662 persons rehabilitated in FY 1988 totals \$34,748,000.

Independent Living Centers

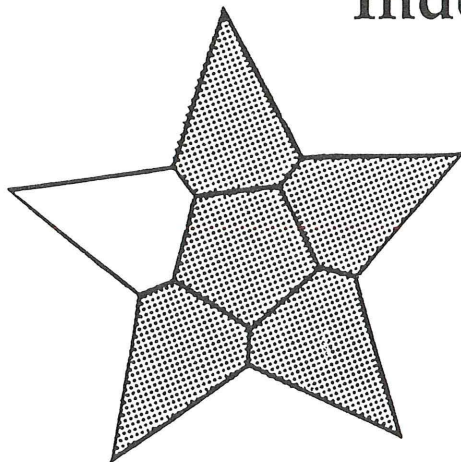
Locations and Service Areas

1988



Program delivery: Services are provided to eligible persons with severe disabilities through six independent living centers and through eight part-time Division of Rehabilitation Services independent living coordinators located throughout the state.

Independent Living Services



Purpose:

Provide comprehensive Independent Living services to persons with severe disabilities, which are principally consumer-directed and designed to enhance the individual's independence and their ability to function within their family and community.

Results: Actual 1988

- 2,590 persons served
 - 2,428 served by the Centers
 - 162 provided purchased services by the part-time Vocational Rehabilitation/Independent Living Services (VR/IL) coordinators

Estimated 1989

- 3,336 persons to be served
 - 3,171 served by the centers
 - 165 provided purchased services by part-time VR/IL coordinators

Resources:

Staff, 1988: 4.0 full-time equivalents are provided by the Vocational Rehabilitation program to administer the Independent Living program.


Program Expenditures

Actual 1988:	\$729,000
Estimated 1989:	\$948,000

SFY 1989 Funding Mix

Federal — 50%

State — 50%



Program direction:

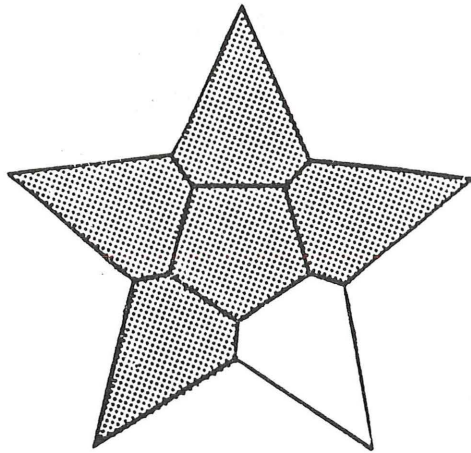
Statewide access to Centers for Independent living (CIL).

Develop Independent Living Center services for new and underserved populations.

Increase the funding base for each individual Center so that it can better meet the needs within its catchment area.

Increase the availability of rehabilitation technology to improve Independent Living outcomes.

Client Services Innovation



Purpose:

To apply for grants and maximize federal and discretionary funding in order to be “proactive” in developing and testing models that enhance the agency's ability to serve individuals formerly considered too severely disabled to become employed.

Program delivery:

Funds obtained, which vary from year to year, are used to hire staff and give grants for innovative service projects targeted to special populations in accordance with the goals and objectives of each individual grant.

Resources:

Staff, 1988 — 9 2/3 federal positions

Program Expenditures

Actual 1988: \$617,000

Estimated 1989: \$2,030,000

SFY 1989 Funding Mix

Federal — 96%

Local — 4%



Program direction:

Serve individuals who represent the full range of severity of disability.

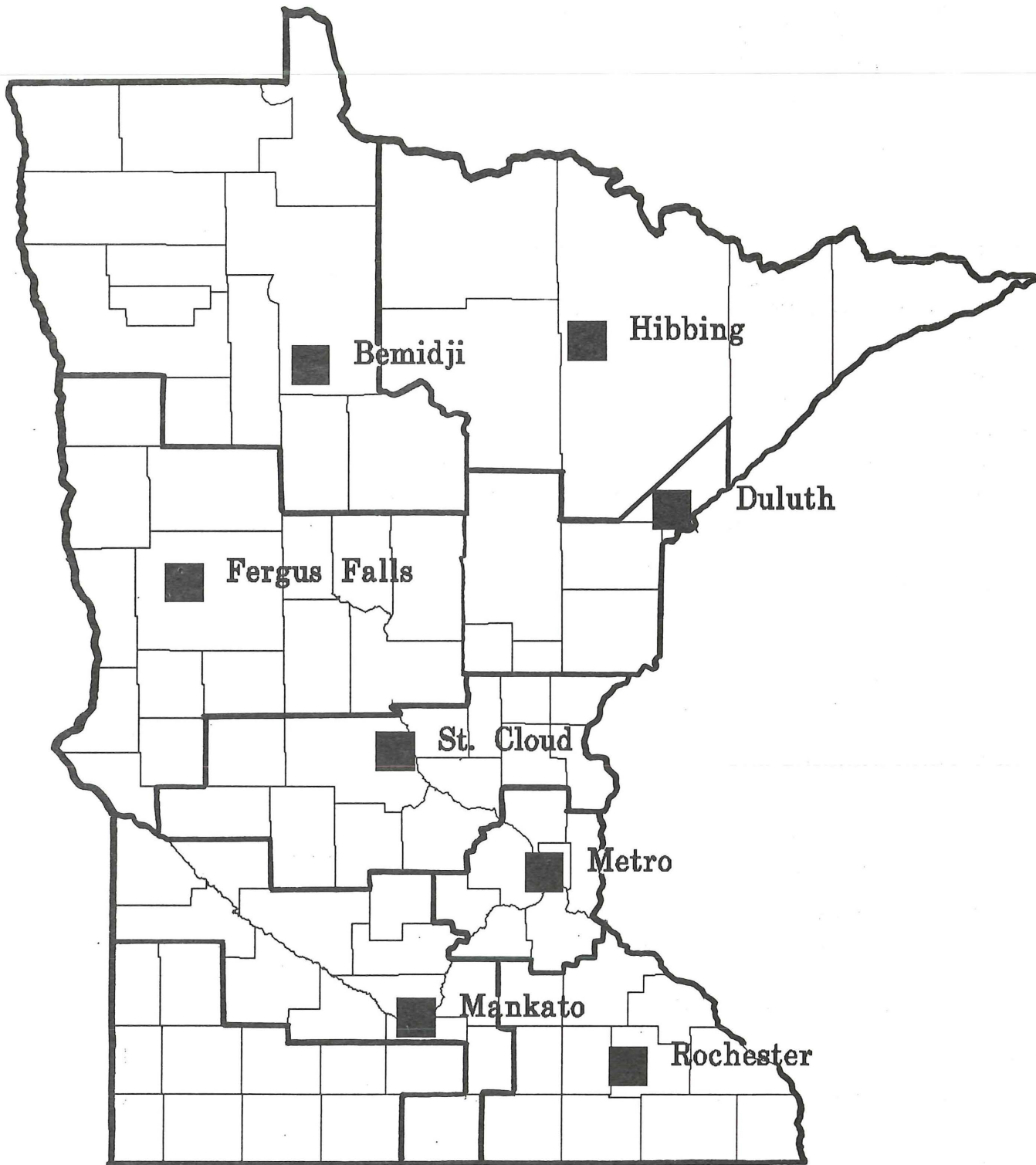
Expand employer involvement in agency programs.

Maximize the use of rehabilitation technology to enhance both employment and independent living outcomes.

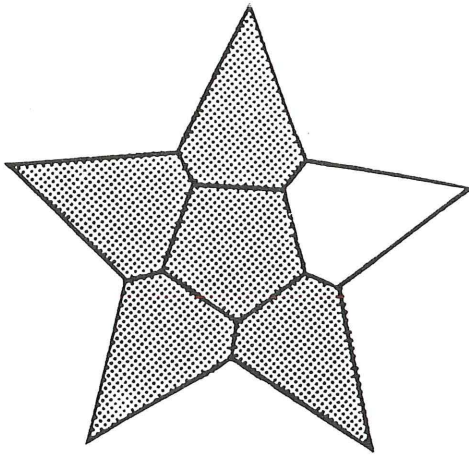
Fully integrate supported employment as an employment option.

Strengthen the role of rehabilitation in the transition of students with disabilities from school to work and community living.

Workers' Compensation Office Locations and Service Areas



Program delivery: Services are provided to eligible injured workers and their employers by Division of Rehabilitation Services/Workers' Compensation qualified rehabilitation consultants (QRCs) throughout the state.



Workers' Compensation

Purpose:

To serve work-injured persons to increase their ability to return to a suitable job. This program serves two distinct groups of injured workers — those who qualify for rehabilitation services paid by the employer's insurance carriers, and those for whom the liability has not yet been established including "Denied Primary Liability" and "Medical Causation" cases.

Results:

	<u>Actual 1988</u>	<u>Estimated 1989</u>
Persons returned to work	193	193
Plans initiated	438	438

Resources:


Staff, 1988 — 31 State positions
 Program Expenditures
 Actual 1988: \$1,391,000
 Estimated 1989: \$1,668,000

Reimbursements:

Actual SFY 1988: \$465,000 (33.4%) of appropriations returned to the General Fund through collections from insurance carriers.
 Estimated SFY 1989: \$516,000 (30.9%) of appropriations returned to the General Fund through collections from insurance carriers.

SFY 1989 Funding Mix

State — 100%



Program direction:

Assist injured workers to work at their former level quickly, economically, and appropriately.

Serve the growing number of persons whose eligibility for rehabilitation benefits has not been determined or is disputed by insurance carriers.

Serve injured workers in some locations of the state who do not currently have the opportunity to choose a public provider.

Develop non-traditional rehabilitation approaches for this population.

Workers' Compensation Cost Benefit Data Fiscal Year 1988 Estimates*

Costs:

Average program cost per person rehabilitated	\$4,798
Years required to pay back total cost of rehabilitation program	2.43

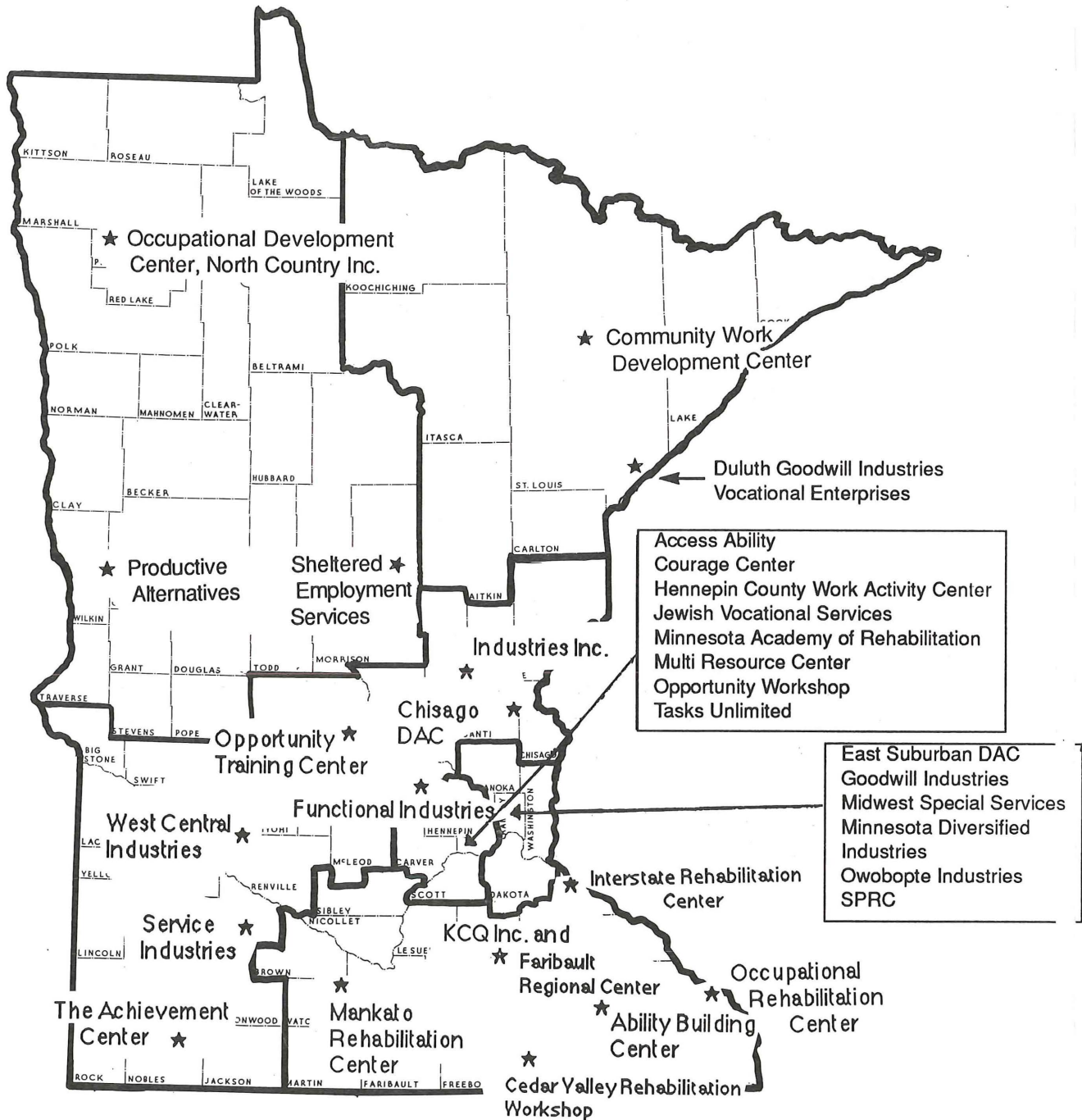
Benefits:

Annual reduction in public assistance benefits	\$46,502**
Taxpayers' benefits per \$1 spent by Division of Rehabilitation Services (DRS)	\$3.92

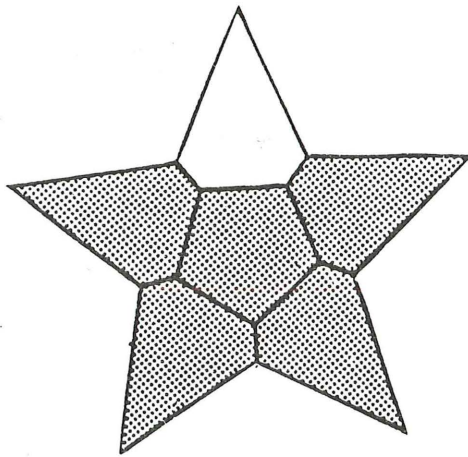
* Figures reflect average client outcomes and are estimated on a comprehensive analysis of 193 injured workers rehabilitated under the Workers' Compensation program during FY 1988 by Minnesota DRS.

** Reduction in public assistance benefits over the remaining work life of the 193 injured workers rehabilitated in FY 1988 totals \$443,000.

Extended Employment Programs Locations 1988



Program delivery: Services are delivered by private non-profit or governmental agencies who provide support services enabling people with severe disabilities to work.



Extended Employment Programs

Purpose:

Maximize the vocational potential of individuals with severe disabilities by providing opportunities for appropriate work in the most enabling environment through the provision of policy direction and financial support to private non-profit or governmental agencies. This program also funds a project to promote self-advocacy for workers in supported employment in Developmental Achievement Centers and Regional Treatment Centers.

Results:

Individuals working primarily in	<u>Actual, 1988</u>	<u>Est. 1989</u>
Community-Based Employment	2,202	2,674
Long-Term Employment	2,828	2,718
Work Activity	1,641	1,518
Work Component	<u>1,223</u>	<u>1,144</u>
Total	7,894	8,054

Resources:

Staff, 1988 — four state positions

Program expenditures

Actual 1988: \$9,456,000

Estimated 1989: \$9,629,000

SFY 1989 Funding Mix State — 100%



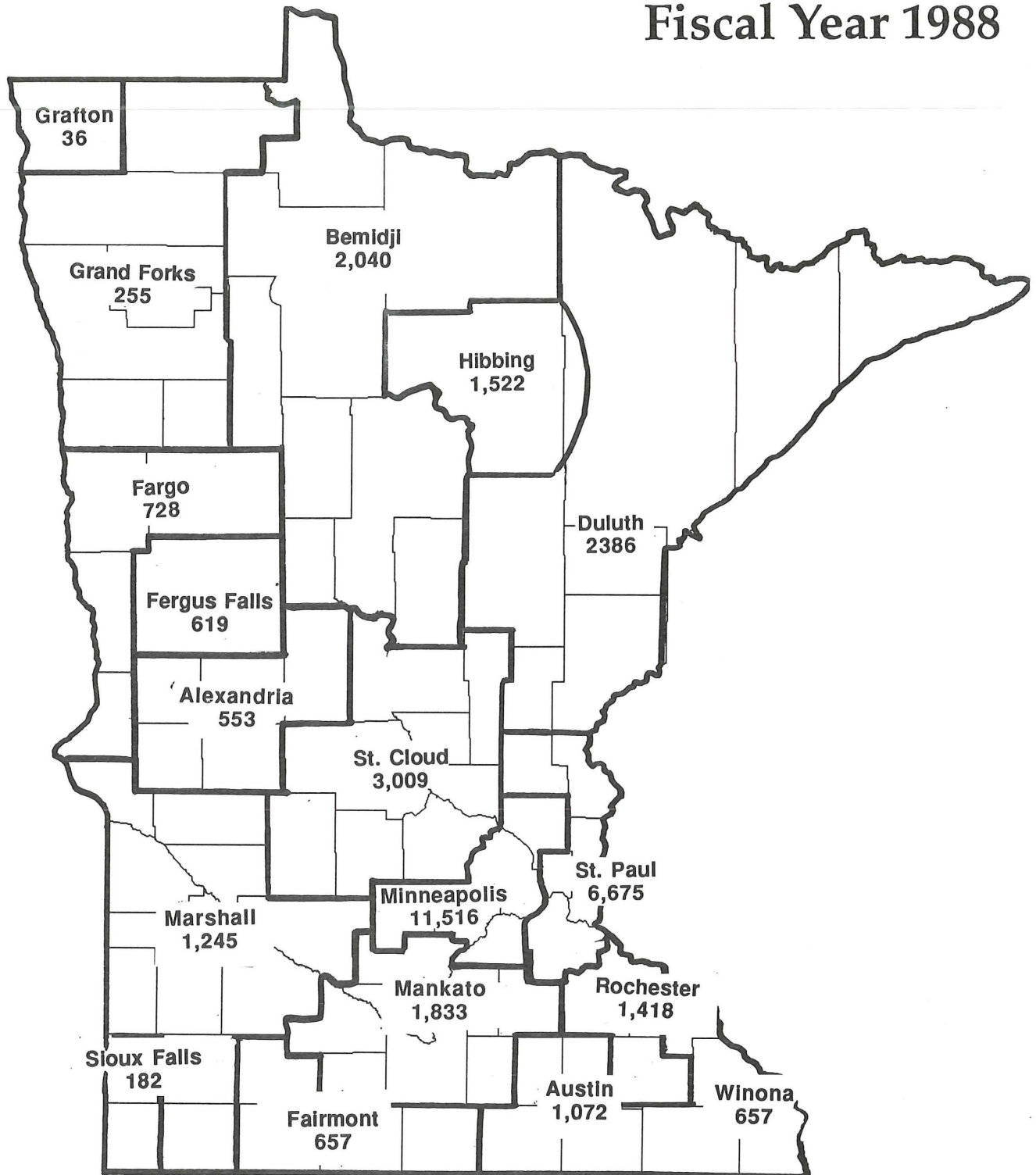
Program direction:

Increase the number of persons receiving supported employment services in the Community-Based Employment subprogram.

Enhance opportunities for integration by assisting agencies to develop more individual work sites in the community.


Assist agencies to provide more hours of work for individuals in supported employment.

Number of Disability Benefit Applicants by Social Security Office Area, Fiscal Year 1988



Total: 36,403

Program delivery: Applications for disability benefits are taken by Social Security district offices throughout the state. All applications are routed to Disability Determination Services in St. Paul for development of medical and vocational evidence and claims adjudication.



Disability Determination Services

Purpose:

Determines if Minnesotans claiming Social Security disability benefits meet the federal criteria for Social Security Disability Insurance and/or Supplemental Security Income benefits, and provides that decision to the Social Security Administration for final approval.

Refers disability applicants who may benefit from vocational rehabilitation services to the Division of Rehabilitation Services and State Services for the Blind.

Results:

	<u>Actual 1988</u>	<u>Estimated 1989</u>
Claims processed	36,403	36,403

Resources:

Staff, 1989: 139 federal positions

Program Expenditures

Actual 1988:	\$8,299,000
Estimated 1989:	\$10,129,000

SFY 1989 Funding Mix

Federal — 100%

Program direction:

To better serve the public by decreasing the time taken to process applications, through increased use of automation in Disability Determination Services, while maintaining high quality service.