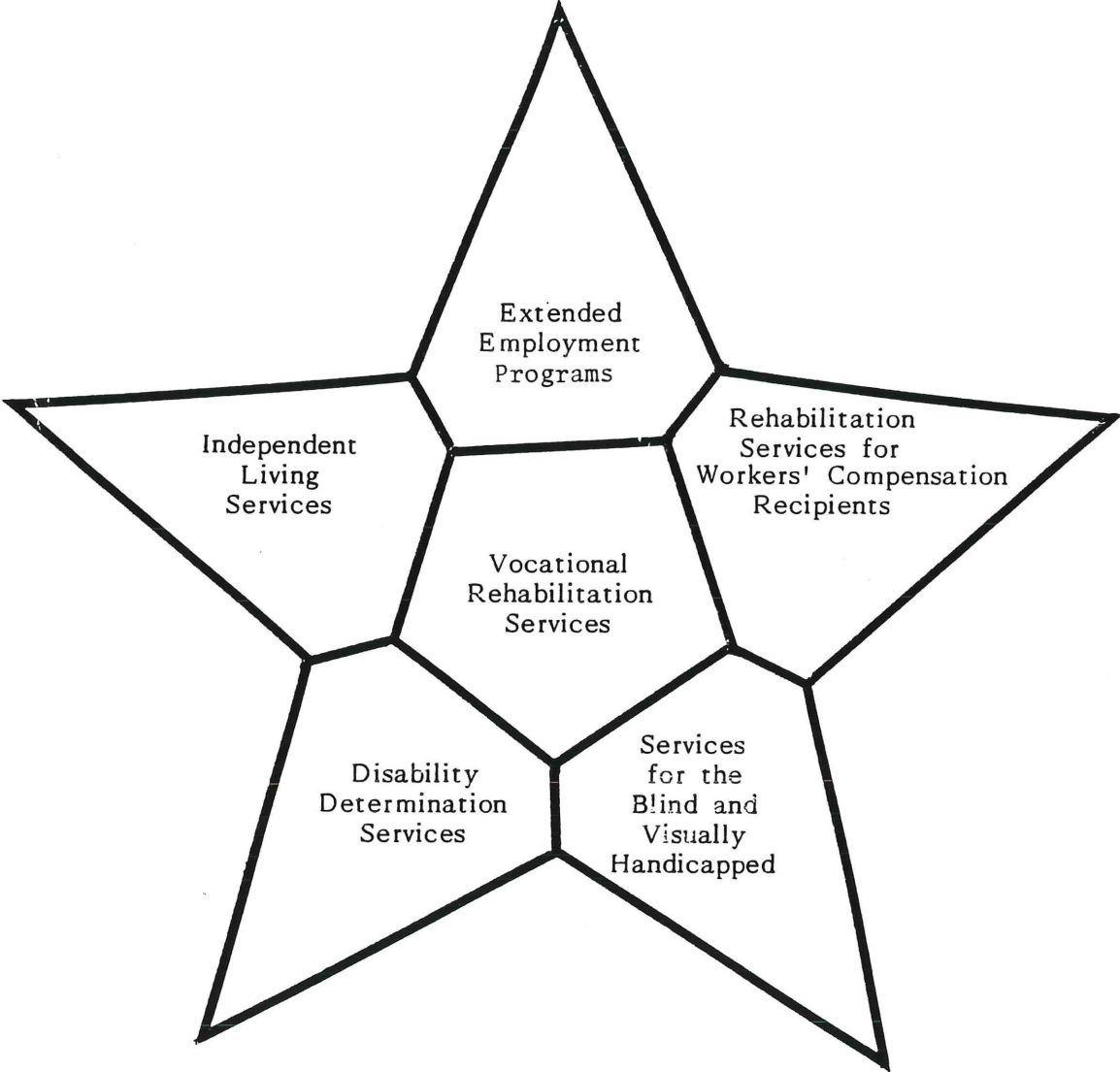


Minnesota Department of Jobs and Training
REHABILITATION SERVICES

TABLE OF CONTENTS

DRS Program Components	1
DRS Program Components Referenced to Biennial Budget Activities	2
Vocational Rehabilitation Caseload by County - SFY 1986.....	3
Vocational Rehabilitation Services.....	4
Cost Benefit Data - FFY 1985	6
Rehabilitation Services for Workers' Compensation Recipients Office Locations and Service Areas - SFY 1987.....	7
Rehabilitation Services for Workers' Compensation Recipients.....	8
Extended Employment Programs Locations 1987	9
Extended Employment Programs.....	10
Estimated Number of Disability Benefit Applicants by Social Security Office Area - Federal Fiscal Years 1988-89.....	11
Disability Determination Services	12
Independent Living Centers Locations and Service Areas 1987	13
Independent Living Services.....	14
Services for the Blind and Visually Handicapped Summary.....	16
Services for the Blind Caseload by County - SFY 1987 (to date 1/30/87).....	17
Services for the Blind and Visually Handicapped Rehabilitation Services	18
Services for the Blind Business Enterprises Locations - SFY 1986.....	19
Services for the Blind and Visually Handicapped Business Enterprises.....	20
Services for the Blind Communication Center Radio Talking Book Service Areas - SFY 1986.....	21
Services for the Blind and Visually Handicapped Communication Center.....	22
DRS Expenditures 1985-87 Biennium	24

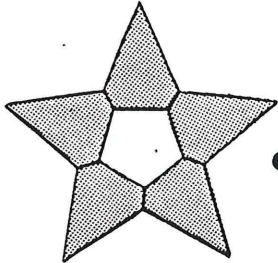
DRS Program Components



DRS Program Components

Referenced to

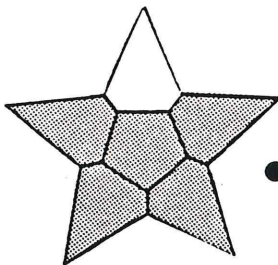
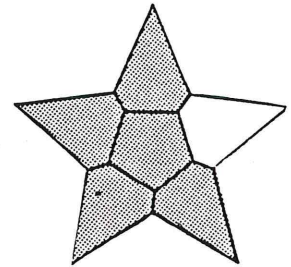
- Biennial Budget Activities



VOCATIONAL REHABILITATION SERVICES

- Basic Client Rehabilitation Services - Section 3, Page 37

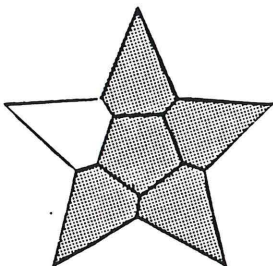
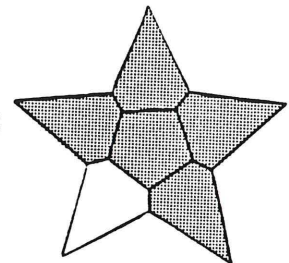
- REHABILITATION SERVICES FOR WORKERS' COMPENSATION RECIPIENTS
Section 3, Page 41



EXTENDED EMPLOYMENT PROGRAMS

- Long-Term Sheltered Employment and Work Activity -
Section 3, Page 44

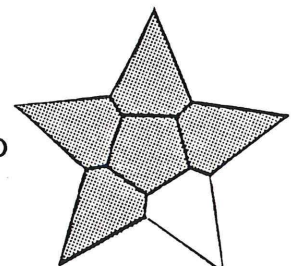
- DISABILITY DETERMINATION SERVICES
Section 3, Page 49



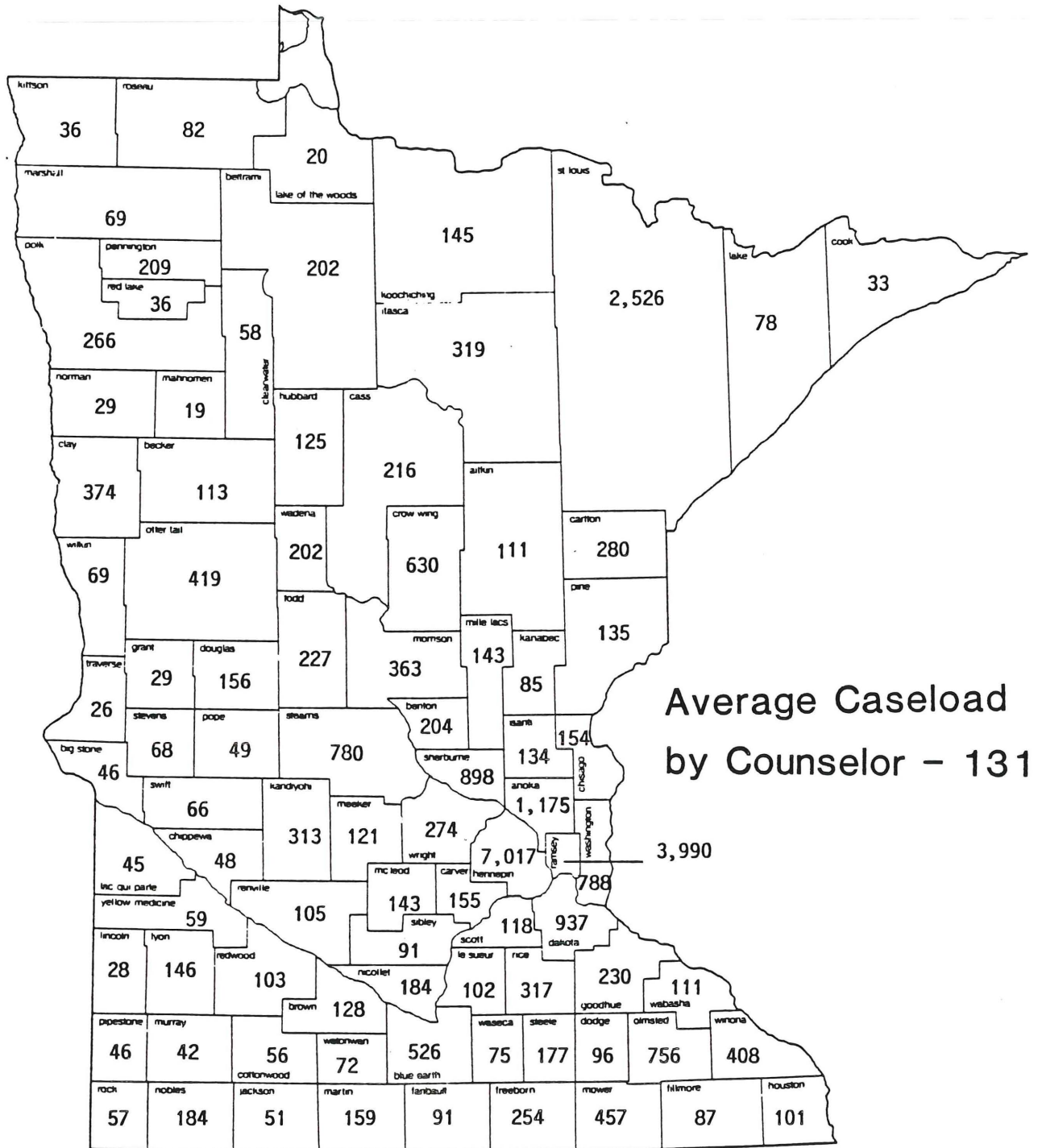
INDEPENDENT LIVING SERVICES

- Comprehensive Services for Independent Living - Section 3, Page 51


- SERVICES FOR THE BLIND AND VISUALLY HANDICAPPED
● Services for the Blind - Section 3, Page 57



Vocational Rehabilitation Caseload by County SFY 1986



Total Annual Caseload SFY 1986 - 30,652



VOCATIONAL REHABILITATION SERVICES

PURPOSE:

Provide vocational rehabilitation services to persons with vocationally-handicapping disabilities so that they increase their independence through employment.

RESULTS, 1985-87:

8,508 disabled persons rehabilitated.

RESOURCES:

Staff, 1987
362 Federal positions

Program Expenditures, 1985-87
\$47,902,100

CURRENT FUNDING MIX:

Basic Client Vocational Rehabilitation Services:



PROGRAM DIRECTION:

Increased use of rehabilitation technology in meeting client needs.

Increase services which provide a transition from school to work for students with disabilities, focusing on those with the more severe handicaps.

Improve our capability to serve specific populations such as persons with traumatic brain injuries and chronic mental illness.

Provide the placement and training necessary for persons with the more severe disabilities to be supported in employment in community settings.

Cost Benefit Data

FFY 1985

Costs:

Average program cost
per client rehabilitated: \$4,363

Years required to pay back
total cost of rehabilitation program: 2.51

Benefits:

Total increased earnings due to
Vocational Rehabilitation over the
remaining working lifetime
of persons rehabilitated: \$192,276,700

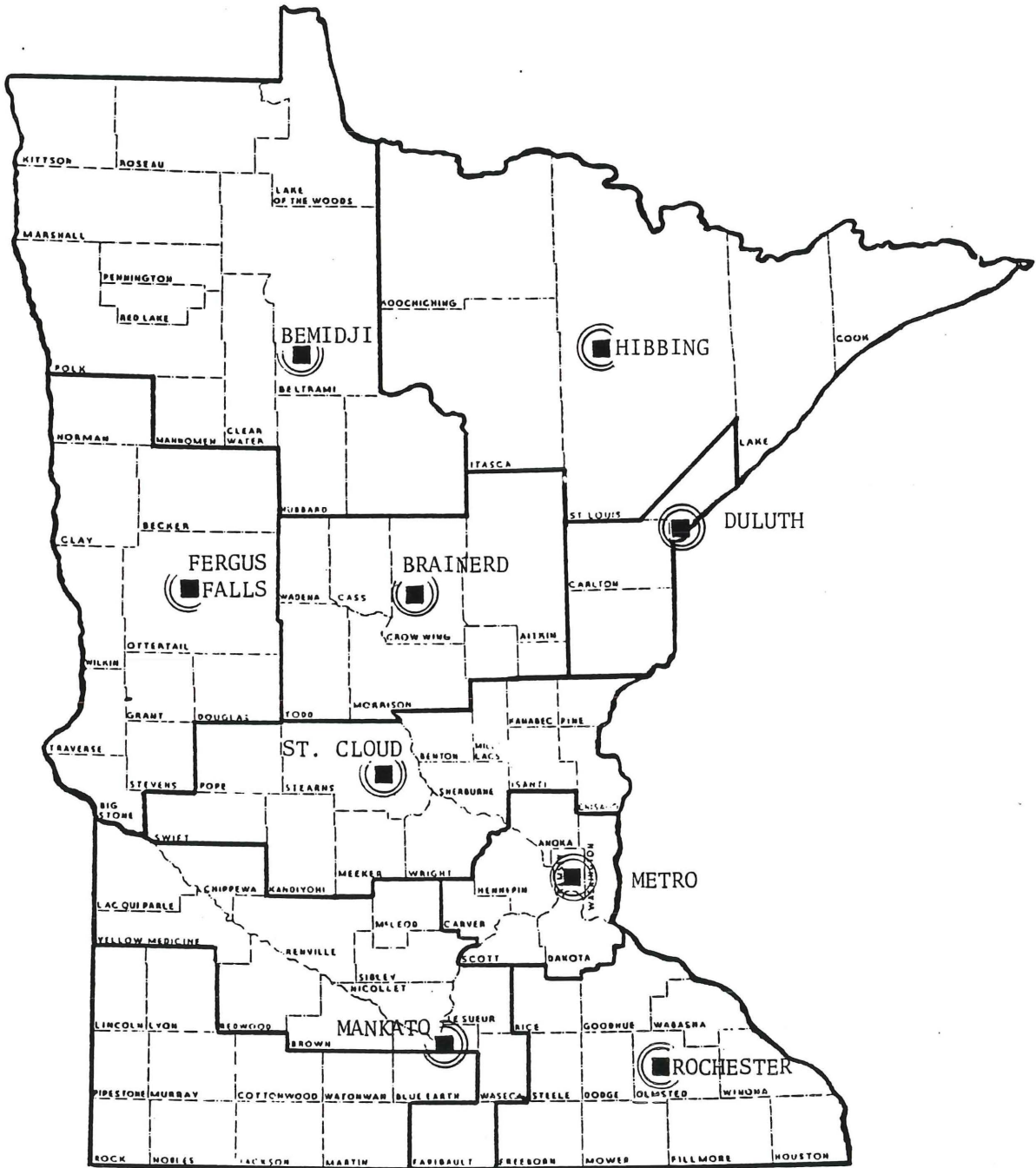
Total increased tax payments
during the remaining working lifetime
of persons rehabilitated: \$31,188,432

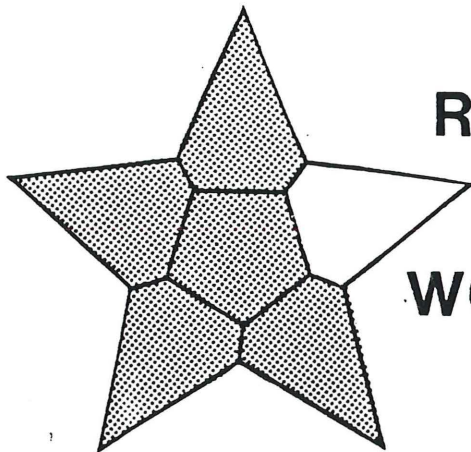
Total savings in Public Assistance
during the remaining working lifetime
of persons rehabilitated: \$41,751,380

Average payback to taxpayers
per year: \$7,656,616

Figures reflect average client outcomes and are based on a comprehensive analysis of 4,400 persons rehabilitated under Basic Client Rehabilitation Services during FFY 1985 by Minnesota DRS.

Rehabilitation Services for Workers' Compensation Recipients Office Locations and Service Areas SFY 1987





REHABILITATION SERVICES FOR WORKERS' COMPENSATION RECIPIENTS

PURPOSE:

To return industrially injured workers to employment through timely and comprehensive rehabilitation services while maximizing reimbursements from responsible insurance carriers.

RESULTS, 1985-87:

353 persons returned to employment.

RESOURCES:

Staff, 1987
31 State positions

Program Expenditures, 1985-87
\$2,585,600


REIMBURSEMENTS:

\$938,477 (36.3%) of appropriations returned to the General Fund through collections from insurance carriers for the biennium.

The potential exists of billing for and collecting an additional \$337,914 (13.1%) if and when clients already served receive favorable settlements.

CURRENT FUNDING MIX:

State

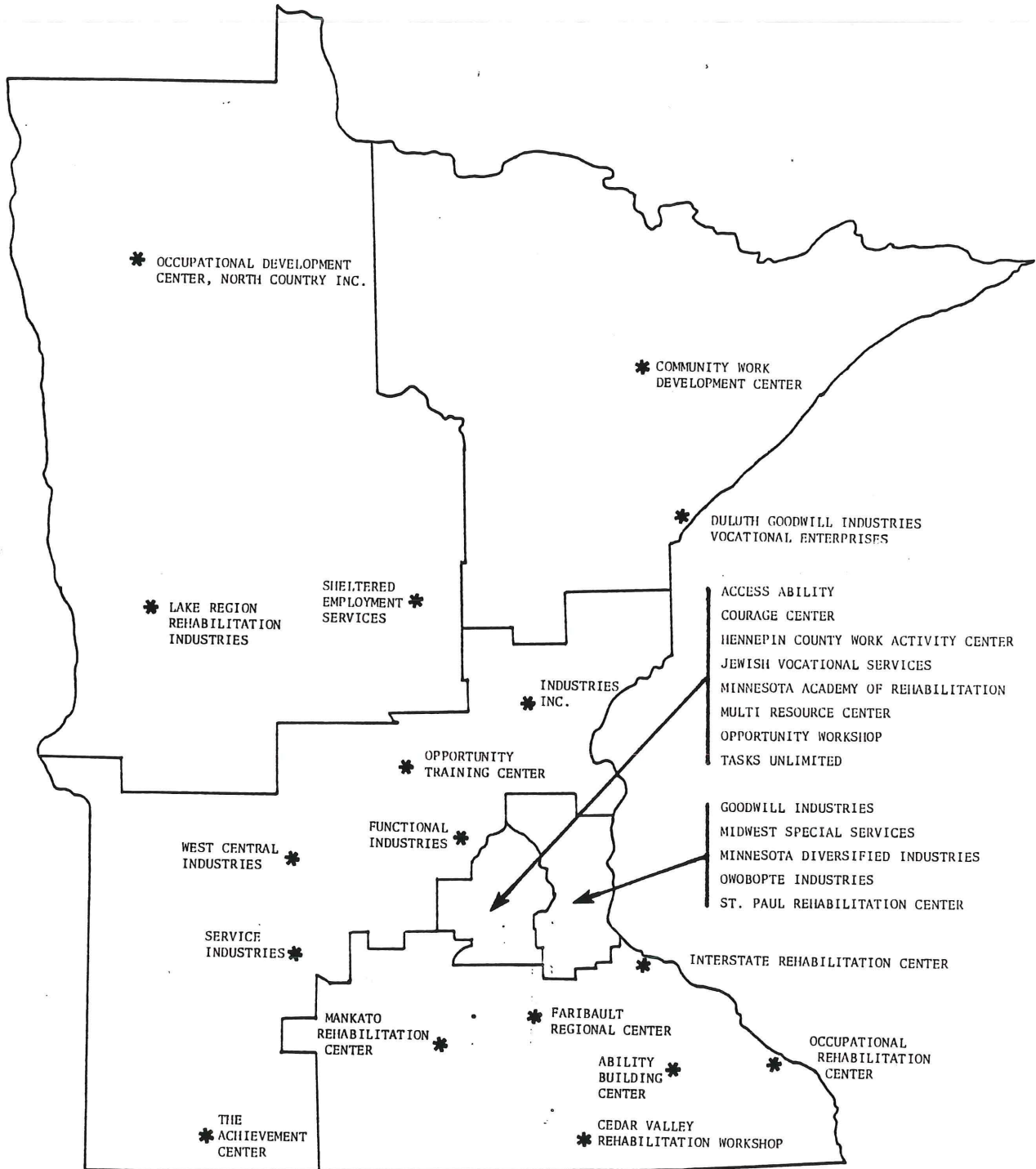


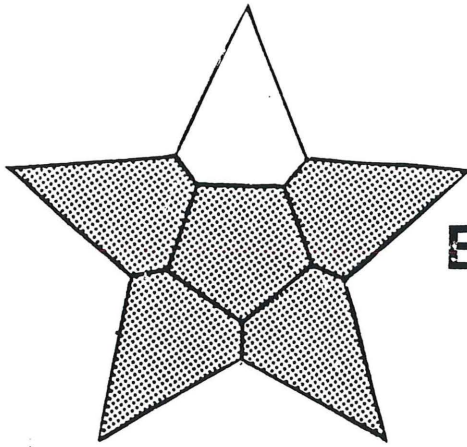
100%

PROGRAM DIRECTION:

To help injured workers return to work at their former level as quickly, economically, and appropriately as possible and to serve the growing number of persons whose eligibility for rehabilitation benefits has not been determined or is disputed by insurance carriers.

Extended Employment Programs Locations 1987





EXTENDED EMPLOYMENT PROGRAMS

PURPOSE:

To maximize the vocational potential of individuals with severe disabilities by providing appropriate work in four optional programs. The four extended employment programs are: Community-Based Employment, Long-Term Employment, Work Activity and Work Component (provided in DAC's under a cooperative agreement).

RESULTS:

Individuals Served:	Actual, 1986	Estimated, 1987
Long-Term Employment	2,797	2,699
Work Activity	1,556	1,502
Work Component	1,047	1,010
Community-Based Employment	1,637	1,580
TOTAL	<u>7,037</u>	<u>6,791</u>

RESOURCES:

Staff, 1987
4 State positions

Expenditures, 1985-87
\$18,805,400

CURRENT FUNDING MIX:

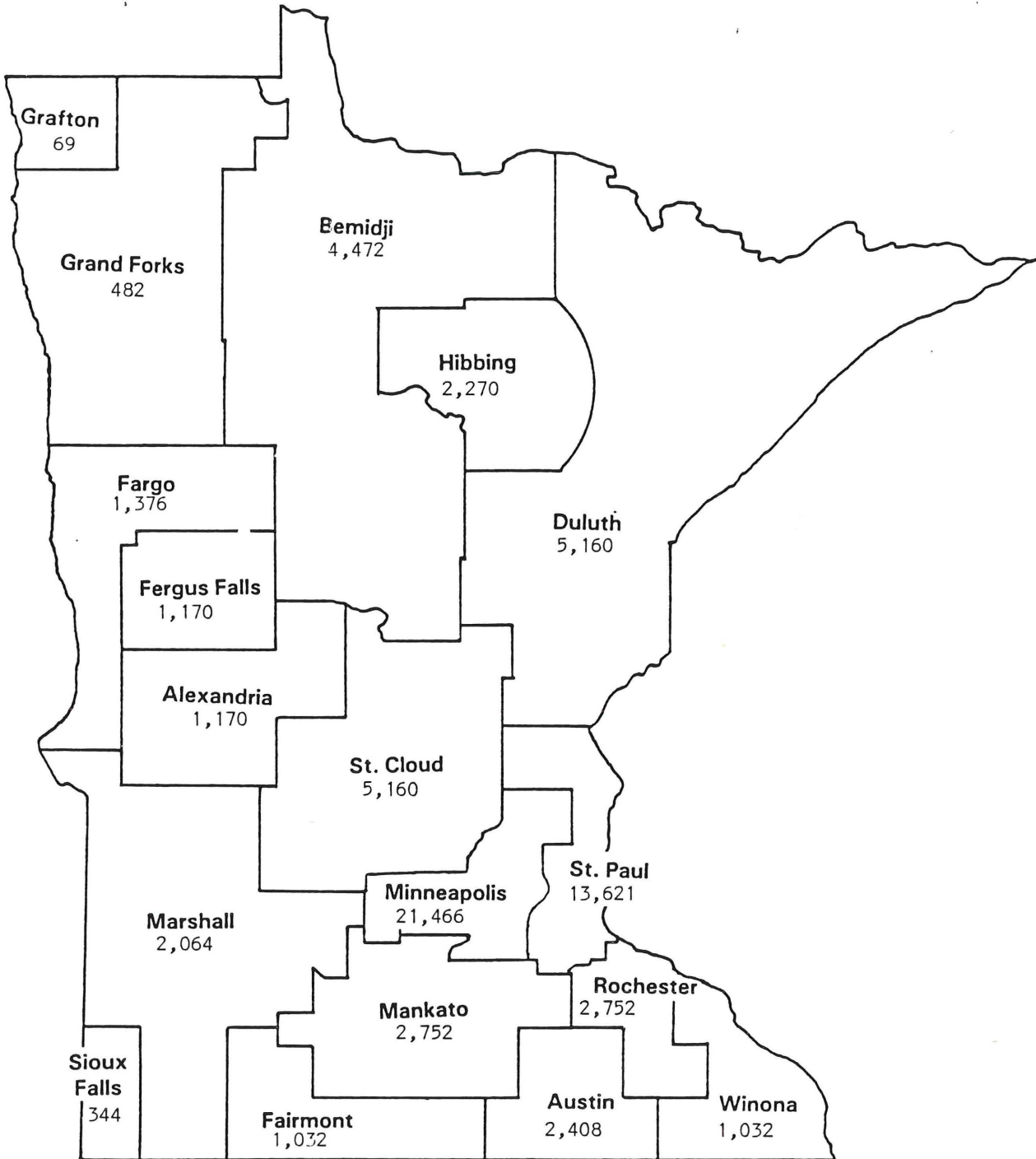
State

100%


PROGRAM DIRECTION:

To increase the number of persons served in community-based employment through funding extended employment programs on the basis of performance.

Estimated Number of Disability Benefit Applicants by Social Security Office Area, Federal Fiscal Years 1988-89



Total — 68,800



DISABILITY DETERMINATION SERVICES

PURPOSE:

Make the medical portion of the eligibility decision for the Social Security disability benefit programs.

PROJECTED RESULTS, 1988-89:

68,800 claims processed

RESOURCES:

Staff, 1989
154 Federal positions

Program Expenditures, 1988-89
\$18,376,600

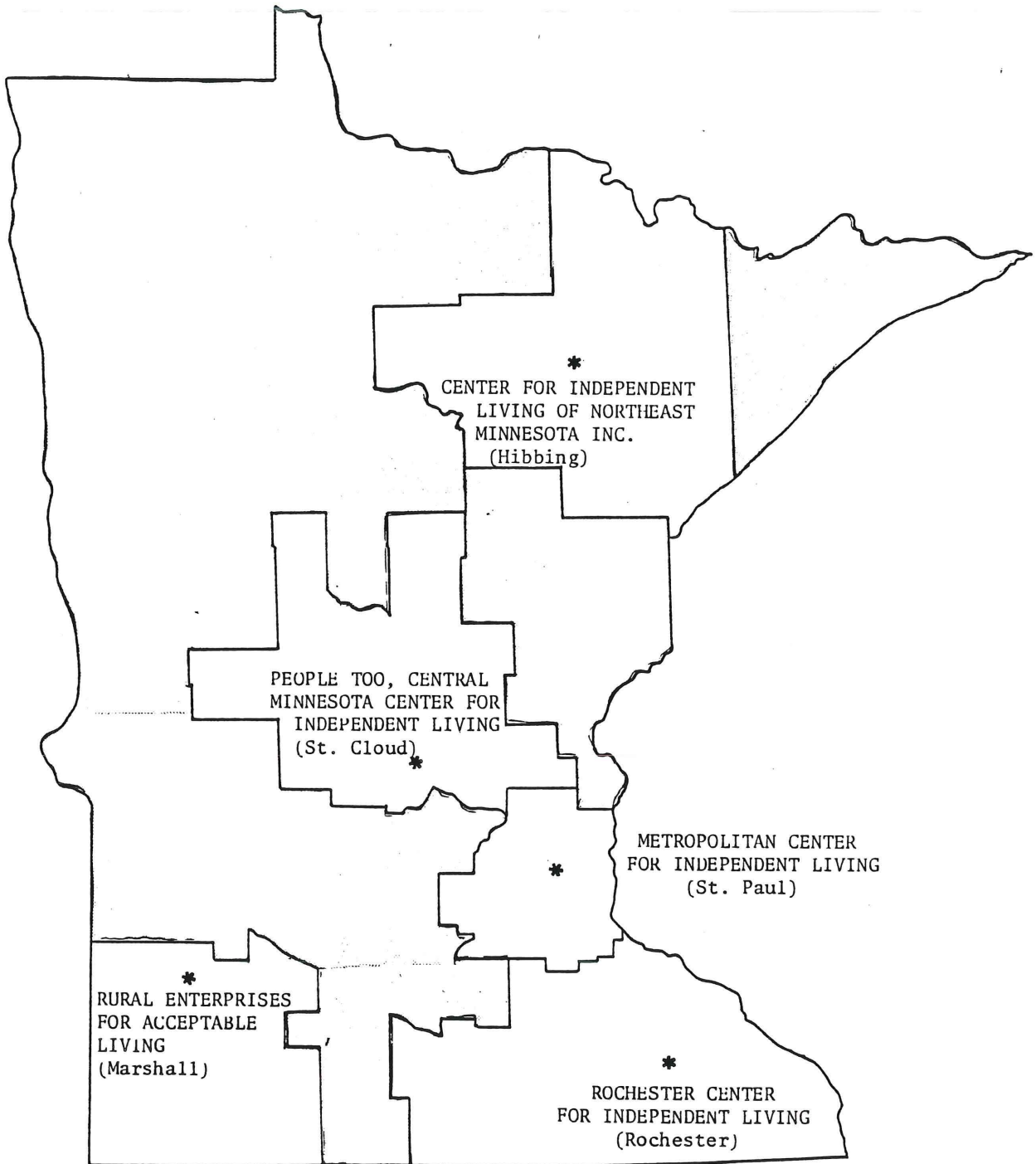
CURRENT FUNDING MIX:


Federal



100%

Independent Living Centers Locations and Service Areas 1987





INDEPENDENT LIVING SERVICES

PURPOSE:

Provide opportunities for severely disabled persons to function independently in their family and community.

RESULTS:

4,370 persons with severe disabilities were served by Independent Living Centers.

- Metropolitan Center for Independent Living, St. Paul
- Rochester Center for Independent Living, Rochester
- Rural Enterprises for Acceptable Living, Marshall
- Center for Independent Living of Northeast Minnesota, Inc. Hibbing
- People Too, Central Minnesota Center for Independent Living, St. Cloud

RESOURCES:

Staff, 1987
0 positions


Program Expenditures, 1985-87
\$1,358,800

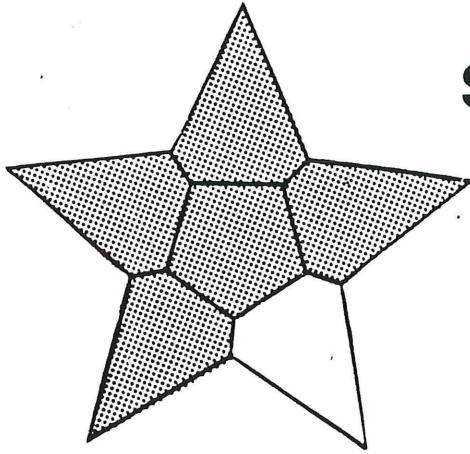
CURRENT FUNDING MIX:



PROGRAM DIRECTION:

Make independent living services available statewide. Broaden the base of funding.





SERVICES FOR THE BLIND AND VISUALLY HANDICAPPED

SUMMARY

PURPOSE:

Facilitate the achievement of vocational and personal independence by children and adults who are blind or visually handicapped.

RESULTS:

See attached sheets by individual program.

RESOURCES:

Staff, 1987

80.4 Federal positions

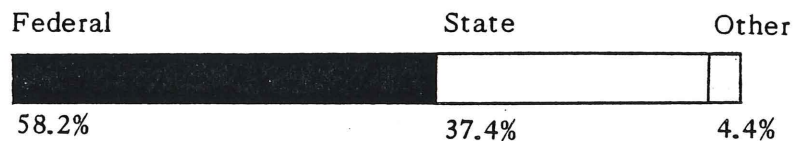
64.5 State positions

1.0 Special Revenue position

Program Expenditures, 1985-87

\$14,697,500 This includes \$1,074,500 when Services for the Blind and Visually Handicapped was located in the Department of Human Services.

CURRENT FUNDING MIX:

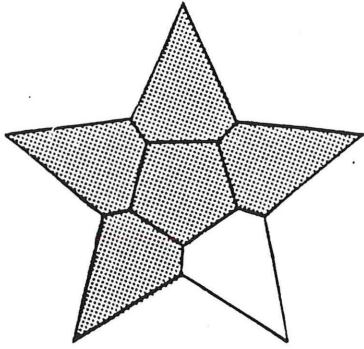


PROGRAM DIRECTION:

Increase community integration of emerging and vulnerable client populations such as elderly and institutionalized blind, deaf/blind, SSDI/SSI and blind students transitioning to work.

Overcome clients' vocational/educational handicaps by providing technological equipment and adaptive devices.

Apply new technology for communication (braille, tape, voice output, radio and computer) so that clients have equal access to information and an opportunity to compete for jobs and/or live independently.



SERVICES FOR THE BLIND AND VISUALLY HANDICAPPED



Rehabilitation Services

- Vocational Rehabilitation
- Independent Living
- Child Rehabilitation

PURPOSE:

Provide direct rehabilitation services to persons of all ages who are blind or visually handicapped when their loss of vision causes a handicap to vocational, educational or personal independence.

RESULTS:

	Actual, 1986	Estimated, 1987
Clients gainfully employed	470	470
Clients attaining more independent lifestyle	437	483
Child rehabilitation clients served	858	860

RESOURCES:

Staff, 1987
69.9 Federal positions
36.5 State positions

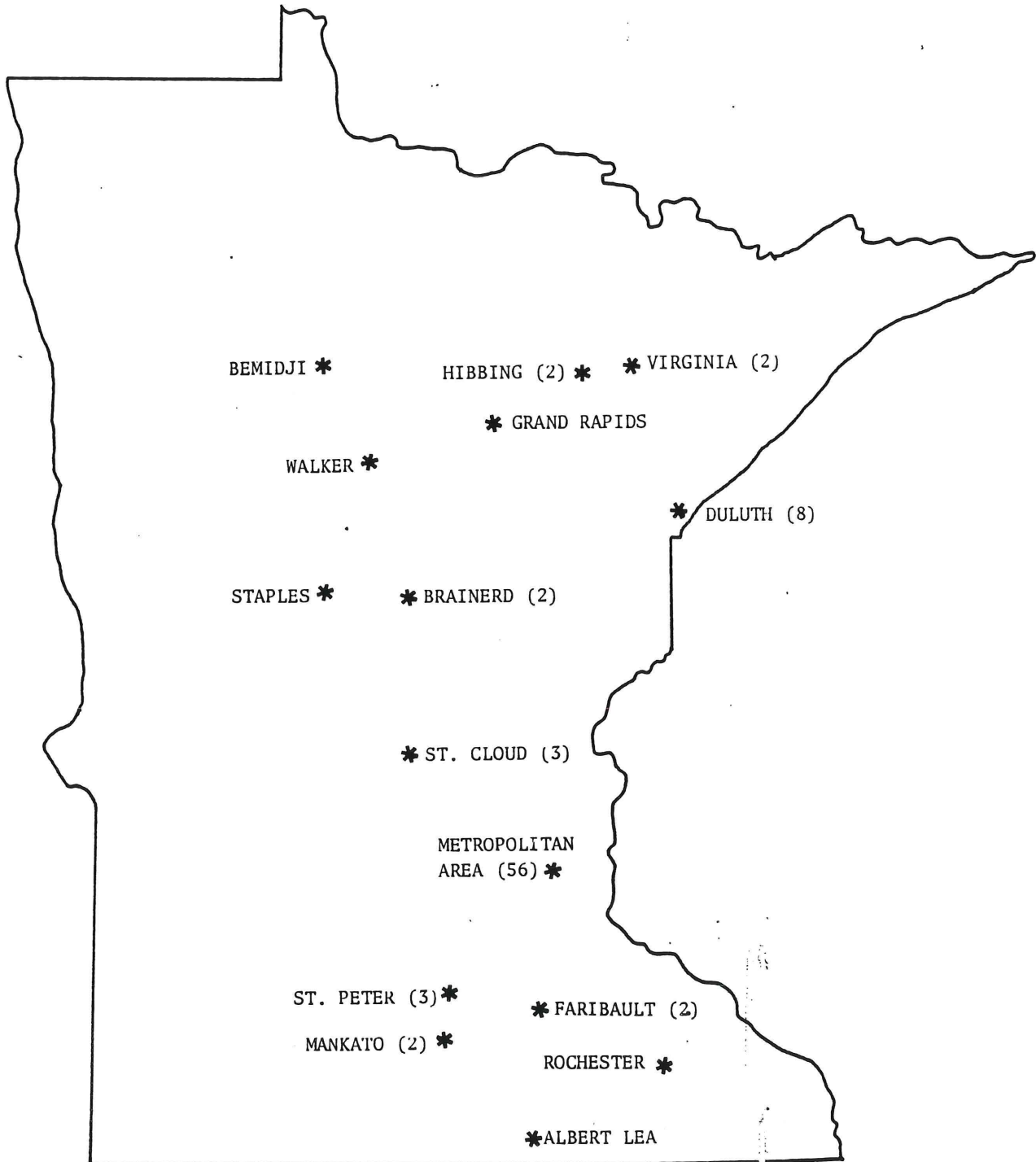
CURRENT FUNDING MIX:



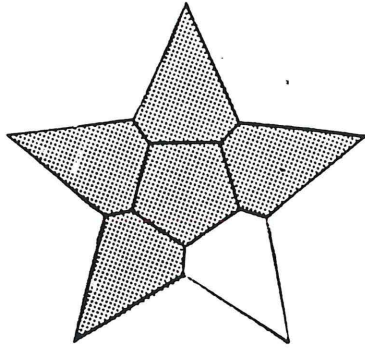
PROGRAM DIRECTION:

See Summary.

Services for the Blind Business Enterprises Locations SFY 1986



TOTAL ENTERPRISES - 86



SERVICES FOR THE BLIND AND VISUALLY HANDICAPPED

★ Business Enterprises

PURPOSE:

Develop and monitor small business franchise opportunities for blind persons.

RESULTS:


	Actual, 1986	Estimated, 1987
Business Enterprises Locations	88	86
Program Sales	\$6,898,700	\$7,105,600
Operational Charges	227,400	234,200
Average Net Profit of Operators	\$17,586	\$18,100

RESOURCES:

Staff, 1987
2 Federal positions
9 State positions
1 Special Revenue position

Special Revenue accounts for at least 30% of the Business Enterprises expenditures. Special Revenue is accrued through assessments of blind vendor net income as provided by law.

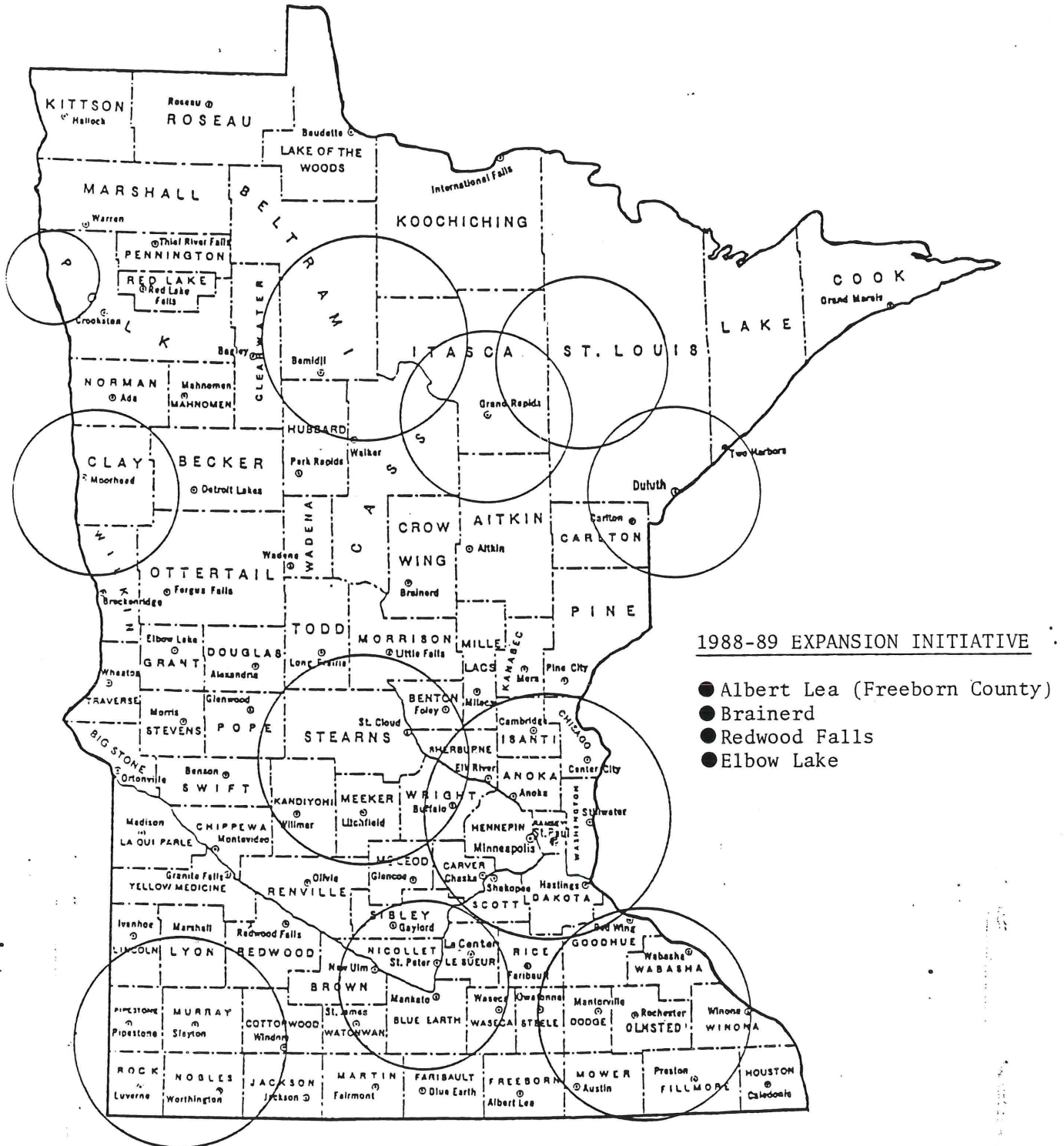
CURRENT FUNDING MIX:

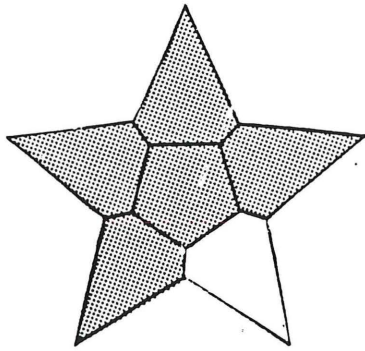


PROGRAM DIRECTION:

See Summary.

Services for the Blind Communication Center Radio Talking Book Service Area SFY 86





SERVICES FOR THE BLIND AND VISUALLY HANDICAPPED

★ Communication Center

PURPOSE:

Provide statewide special library, transcription and radio reading service to eligible Minnesotans.


RESULTS:

	Actual, 1986	Estimated, 1987
Taped and brailled requests filled	19,800	20,800
Braille pages produced	250,000	250,000
Number of Radio Talking Book receivers distributed	6,000	6,300
Number of Communication Center clients served	10,000	10,500

RESOURCES:

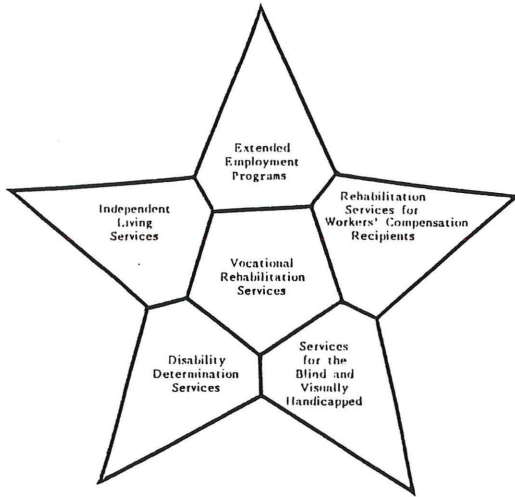
Staff, 1987
 8.5 Federal positions
 19.0 State positions
 Supplemented by 350 volunteers

CURRENT FUNDING MIX:



PROGRAM DIRECTION:

See Summary.



DRS EXPENDITURES 1985-87 Biennium

State: \$39,285,900 (38.3%)
 Federal: 62,605,400 (61.0%)
 Other: 691,300 (.7%)
\$102,582,600 (100%)¹

REHABILITATION SERVICES FOR WORKERS' COMPENSATION RECIPIENTS

State: \$2,585,600 (100%)
 Federal: 0
 \$2,585,600 (100%)

EXTENDED EMPLOYMENT PROGRAMS

State: \$18,805,400 (100%)
 Federal: 0
 \$18,805,400 (100%)

DISABILITY DETERMINATION SERVICES

State: 0
 Federal: \$18,209,900 (100%)
 \$18,209,900 (100%)

INDEPENDENT LIVING SERVICES

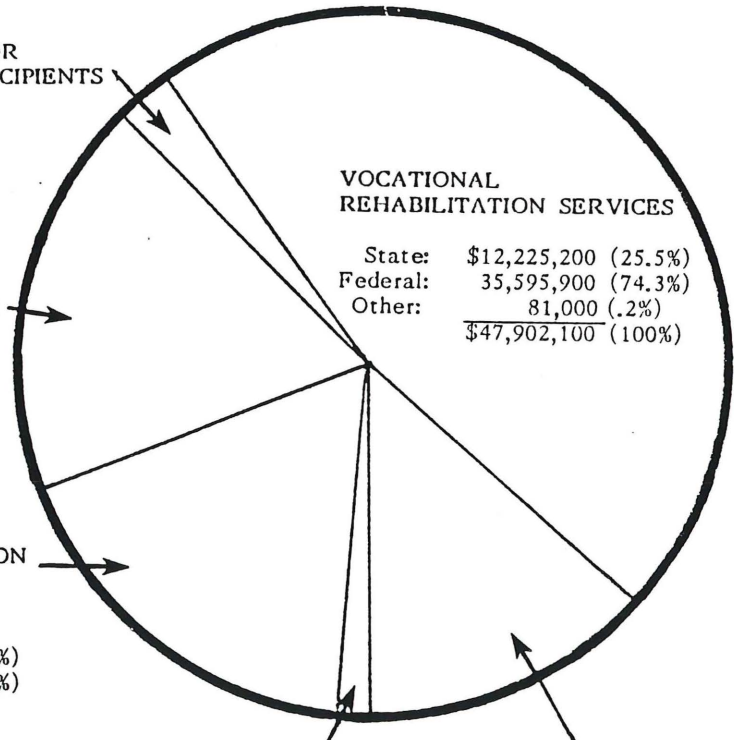
State: \$540,000 (39.7%)
 Federal: 818,800 (60.3%)
 \$1,358,800 (100%)

VOCATIONAL REHABILITATION SERVICES

State: \$12,225,200 (25.5%)
 Federal: 35,595,900 (74.3%)
 Other: 81,000 (.2%)
 \$47,902,100 (100%)

SERVICES FOR THE BLIND AND VISUALLY HANDICAPPED²

State: \$5,031,900 (37.4%)
 Federal: 7,980,800 (58.2%)
 Other: 610,300 (4.4%)
 \$13,623,000 (100%)



¹ The DRS biennial total of \$102,582,600 includes \$97,800 state dollars expended for the Regional Service Centers for the Hearing Impaired in SFY 86. This activity was transferred to the Department of Human Services in October, 1985.

² The Services for the Blind transferred to the Department of Jobs and Training on October 1, 1985; therefore, one quarter of expenditures (\$1,074,500) remained in the Department of Human Services budget history.