

830714

**POSTSECONDARY ENROLLMENT OPTIONS PROGRAM
PRELIMINARY REPORT
FEBRUARY 1986**



Minnesota Department of Education



Minnesota Department of Education

Capitol Square 550 Cedar Street Saint Paul, Minnesota 55101

**POSTSECONDARY ENROLLMENT OPTIONS PROGRAM
PRELIMINARY REPORT
FEBRUARY 1986**

Ruth E. Randall
Commissioner

Robert J. Wedl
Assistant Commissioner

Jessie Montano
Projector Director

POSTSECONDARY ENROLLMENT OPTIONS PROGRAM
PRELIMINARY REPORT

Table of Contents

Executive Summary	page 2
Introduction	3
Department of Education Activities	3
Data Collection Procedures	4
Population Information	5
Transportation	9
Credit Appeals	9
Survey of Non-Participants	9
Future Evaluation	10
Summary	10
Appendices	Following text



EXECUTIVE SUMMARY

The Postsecondary Enrollment Options Act (PEOP) was enacted by the Minnesota Legislature in June 1985. The purposes of the Act were to promote rigorous educational pursuits and to provide a wider variety of options for students.

In order to aid in the implementation of this new program, the Minnesota Department of Education (MDE) initiated a number of leadership activities. These included activities such as the development of guidelines, providing a toll-free telephone number for the public, conducting meetings around the state to explain the program and developing a booklet titled "Choosing Wisely - Choosing Well" to aid counselors, students and parents to make sound decisions regarding participation. Commissioner Ruth Randall also appointed a Task Force to aid in the implementation of these programs.

In the fall quarter, 1,679 students participated in the program. They came from 226 districts and attended 67 postsecondary institutions. Most students, about 70%, attended the postsecondary institution less than full-time.

In December 1985, the MDE conducted a telephone survey of the participants. The survey was developed by The Pelavin Associates, a Washington, D.C. consulting firm. Responses were received from 90% of the students. Seventy-six percent (76%) of the students reported that they had high school grade point averages of 2.75 or higher. Most found out about the program from their high school.

A total of 3,138 courses were taken by the 1,679 students. Of these, 54% of the students enrolled in communications courses, 37% in social science, 19% in mathematics, 18% in social studies, 14% in business, 13% in a foreign/world language, 12% in science and 11% in history. Fewer than 10% enrolled in other course categories.

Seventy-seven percent (77%) of the students reported that they believed the postsecondary courses were more challenging than high school courses. In general, 96% of the students stated that they were satisfied with their experience and 82% said they intended to take courses again in the future under this program.

While the students reported that their overall experience with the program is positive, they did report a number of problems which they had encountered. Scheduling of courses was reported as a problem by 25%, course availability by 23%, transportation by 18%, receiving high school credit by 12% and high school counseling by 12%. Other problems were also reported.

The Act provides that the State Board of Education develop transportation guidelines to set criteria for the payment of aid to families in financial need. These guidelines were developed and \$17,246 of the \$50,000 appropriation have been expended. The Board also serves as the appellate body for appeals regarding the allocation of high school credit for postsecondary courses. Three appeals have been filed with the Board.

The MDE plans to conduct an extensive evaluation of this program and report the findings to the 1987 Legislature, as required by law.

INTRODUCTION

In June 1985, the Minnesota Legislature enacted the Postsecondary Enrollment Options Program (PEOP). (See Appendix A). This program enables 11th or 12th grade pupils to enroll in nonsectarian courses or programs in eligible postsecondary institutions at no cost to the pupil. The purposes of this Act are to:

1. Promote rigorous educational pursuits; and,
2. Provide a wider variety of options for students.

Students may participate in a postsecondary program under the Act on either a full-time or part-time basis.

DEPARTMENT OF EDUCATION ACTIVITIES

Upon enactment of the Act the Minnesota Department of Education (MDE) initiated leadership activities to aid in its implementation. The MDE effort was implemented in collaboration with the Higher Education Coordinating Board (HECB) as well as representatives from the higher education systems, the public schools and parent groups. The following activities have been implemented under the leadership of the Department:

1. On August 7, 1985, guidelines were distributed to all school districts.
2. A "Fact Sheet" was printed for distribution to the public.
3. A toll-free telephone number was established for the public. Over 1500 calls were received in August.
4. Statewide meetings were held in August for the purpose of explaining the guidelines. The meetings were held in Mankato, Marshall, Fergus Falls, Thief River Falls, St. Cloud, Rochester, Staples, the Metro area, Eveleth and at the superintendents' conference.
5. The MDE assisted the State Board of Education in developing and distributing guidelines regarding transportation aid.
6. The MDE assisted the State Board of Education in developing guidelines for use in resolving disagreements between students and school districts regarding the amount of secondary credit to be awarded for postsecondary work.
7. In November, eleven regional workshops were held for districts and postsecondary institutions. Their purpose was to provide information and materials which would assist secondary and postsecondary personnel in working with parents and students interested in this program.
8. In November, thirteen regional evening meetings were held for parents and students. The purpose of these meetings was to

provide information and to encourage parents/students to plan jointly with the high school and the postsecondary institution so that decisions are made in the students' best educational interest.

At the meetings for both school district personnel and parents, a booklet entitled "Choosing Wisely - Choosing Well" was distributed. The booklet is intended to assist in the communication process among the schools and the parents/students.

9. Department staff members have participated in a number of radio and television programs, as well as presented at conferences and workshops, to discuss the implementation of the program.
10. Commissioner Ruth Randall held four news conferences to share information about the program.
11. A task force was appointed by Commissioner Ruth Randall in October. The charge to the task force was to assist the Commissioner in designing the system for evaluating the program and to assist in the identification of issues and their possible solutions.
12. A meeting was held with students to enable them to provide information to the MDE regarding their experiences with the program.

DATA COLLECTION PROCEDURES

In order to gather information regarding the implementation of the program during the first quarter/semester, three sources of data were utilized. First, data were obtained from MDE sources including "Student Registration Forms", which by law were required to be filed with the Commissioner, and "Transportation Reimbursement" forms. Second, information was obtained from postsecondary institutions. Third, in December, the MDE conducted a telephone survey of participating and nonparticipating students. The survey instrument (see Appendix B) was designed by The Pelavin Associates, an independent consulting firm from Washington, D.C. These consultants are under contract with the United States Department of Education and were assigned by that Department to provide assistance to the Minnesota Department of Education. Pelavin Associates trained the telephone surveyors to utilize the survey instrument.

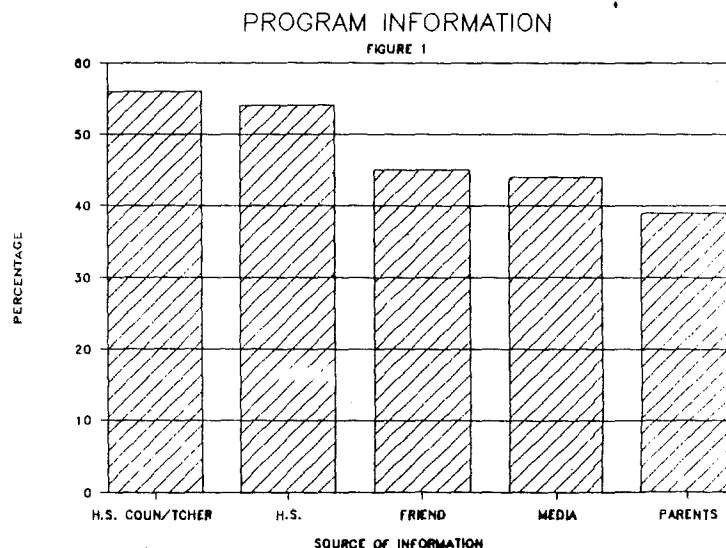
The population for the survey consisted of two groups. One group consisted of 1,000 students who were not participants in the program. This sample consisted of 500 students who came from districts which did not have participants in the program and 500 who came from districts which had students participating. Approximately 92% of these students were successfully contacted. The second group consisted of the 1,679 participants in the program for whom the Department received a Notice of Student Registration form. Approximately 90% of these students were successfully contacted.

POPULATION INFORMATION: FALL QUARTER/SEMESTER

The following statistics provide an overview of the population of participants in the program for the fall quarter or first term:

- * 1,679 11th and 12th grade students participated in the program. This represents approximately 1.5% of the total statewide 11th and 12th grade population. [See Appendix C]
- * 61% of the students were female and 39% were male.
- * 74% of the students were 12th graders and 26% were 11th graders.
- * Students came from 226 school districts. [See Appendix D]
- * Students attended 67 postsecondary institutions. [See Appendix E]
- * Of the 1,504 students contacted in the survey, 1,489, or 99.0%, said they were enrolled in high school last year, 11 said they had dropped out and did not attend school at all last year, and four said they had attended, but had dropped out during the year.
- * Only 26, or 1.7% of the students, were enrolled in a private high school prior to participating in this program.
- * 32% of the 12th graders and 30% of the 11th graders attended a postsecondary institution full-time. Full-time is defined as any student enrolling in 12 or more credit hours.

Students were asked to identify the sources from which they received information about the program. Figure 1 shows the results of their responses. [See figure 1]



The data below identify the variety of courses students chose as well as the frequency with which the courses were chosen. In all, 3,138 courses were taken at the postsecondary level. In order to summarize these courses, a list of general classifications was developed. Within these classifications, several courses were identified. These classifications do not specify course levels. Therefore, advanced algebra, trigonometry and calculus are classified as "Mathematics".

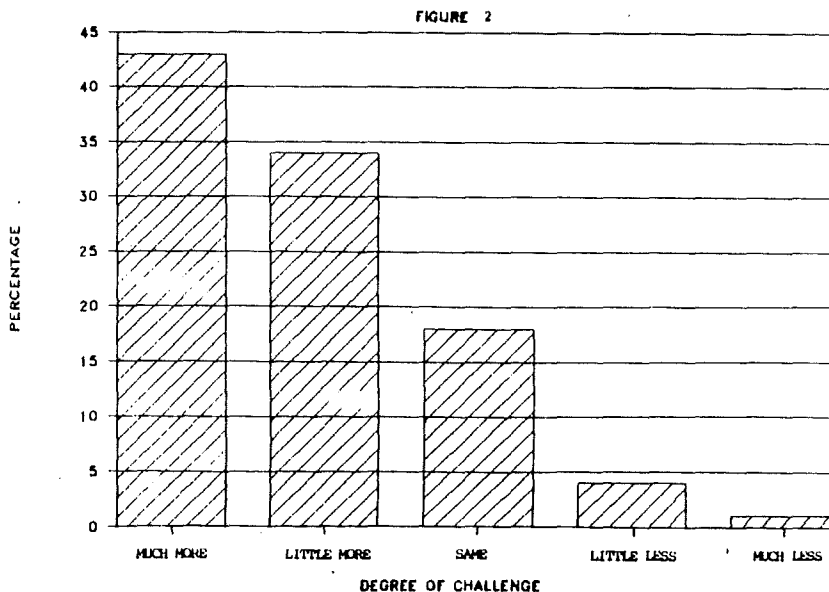
The following table represents the postsecondary courses which students took during the fall quarter or first term. The first column lists the percentage of students who took courses in these classifications. The second column lists the percentage of courses in a specific classification when compared to the total number of courses taken.

Table 1. Frequency of Postsecondary Courses Taken

<u>Classification</u>	Students taking courses per classification	Courses taken per classification compared to total number taken
Communication	54%	26%
Social Science	37%	18%
Mathematics	19%	9%
Social Studies	18%	9%
Business	14%	7%
Foreign Language	13%	6%
Science	12%	6%
History	11%	5%
Technology	8%	4%
AVTI Courses	8%	4%
Physical Education	6%	3%
Visual Art	5%	3%
Music	4%	2%
Health	2%	1%
Home Economics	.5%	.2%
Miscellaneous	4%	2%

In addition to providing the course titles, students were asked to make a judgment regarding how challenging the course was when compared to a high school course. Figure 2 is a summary of their responses. [See figure 2]

DEGREE OF CHALLENGE COMP TO HS COURSES



One thousand five hundred and four (1,504) participating students were contacted. One thousand one hundred seventy-nine (1,179) or 78.3% indicated they had high school grade point averages above 2.75.

When students were asked what grades they expected to receive, 20% indicated they expected to receive A's, 22% expected A's and B's, 26% B's, 16% B's and C's, and 9% C's. The rest expected to receive a grade lower than C or did not know.

The data displayed in Table 2 provide a summary of the grades students received from postsecondary institutions. Results are grouped by postsecondary system.

Table 2. Summary of Grades by Postsecondary System

		A	B	C	D	E/F	I	P/S	N	W	TOTAL
University of Minnesota	#	55	50	34	7	0	15	0	0	0	161
	%	34	31	21	4		9				
University of Minnesota Branches	#	89	81	56	15	0	16	23	21	8	309
	%	29	26	18	5		5	7	7	3	
State Universities *	#	189	198	141	31	6	6	17	0	24	612
	%	31	32	23	5	.9	.9	3		4	
Community Colleges	#	391	533	456	150		54	42	240	97	1,963
	%	20	27	23	8		3	2	12	5	
Private Colleges	#	62	98	31	9	2	1	1	1	10	215
	%	29	46	14	4	.9	.5	.5	.5	5	
TOTALS	#	786	960	718	212	8	92	83	262	139	3,260
	%	24	29	22	7	.2	3	3	8	4	

* Southwest State University grades are not included in this summary.

AVTI grades are not included in this summary because of scheduling incongruities.

E/F = Fail

I = Incomplete

P/S = Pass/Satisfactory

N = No grade, no credit

W = Withdrawal

Figure 3 displays the responses students gave when asked how satisfied they were with the program. [See figure 3]

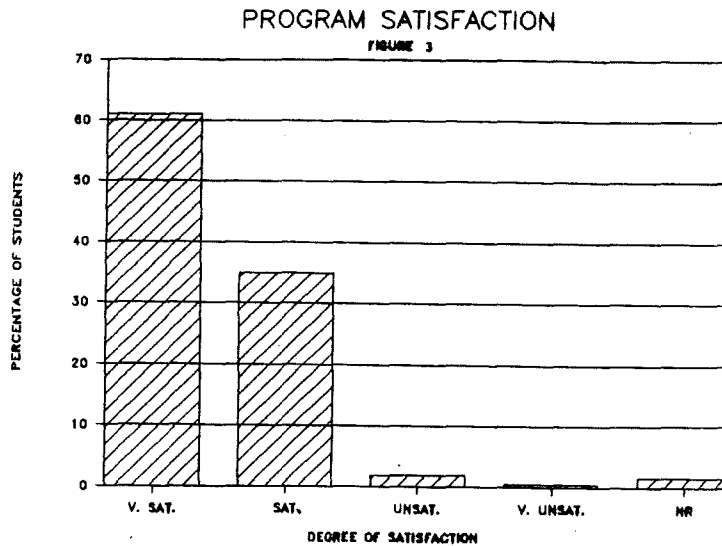
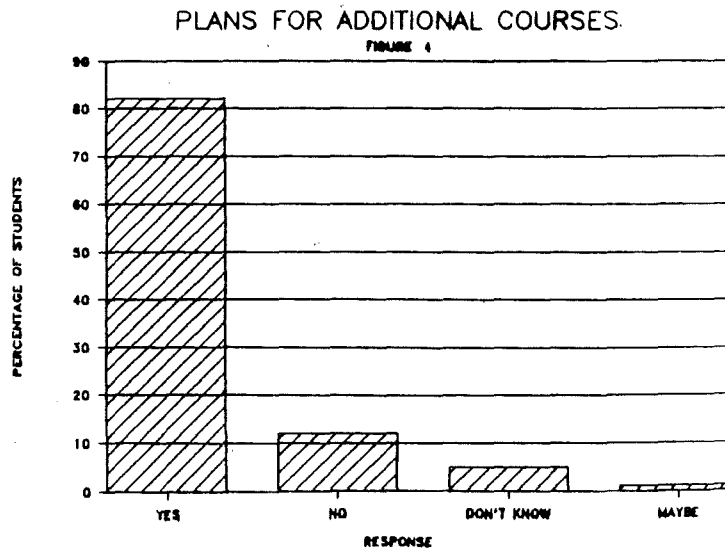


Figure 4 illustrates the responses students gave when asked if they planned to take additional courses through this program. [See figure 4]



Students were asked to identify any problems they had encountered during their participation in the program. Their responses are as follows:

- * 25% responded that the time courses were scheduled was a problem.
- * 23% responded that the course availability was a problem.
- * 18% responded that transportation was a problem.
- * 12% responded that receiving high school credit was a problem.

- * 12% responded that high school counseling was a problem.
- * 10% responded that meeting with the postsecondary instructor outside the classroom was a problem.
- * 8% indicated that the difficulty of classroom presentations was a problem.
- * 10% identified a variety of other problems they encountered.

TRANSPORTATION

The statute required that the State Board of Education develop guidelines with respect to eligibility for reimbursement of transportation expenses incurred by students "in financial need" while participating in the program. The Board's guidelines provide that a family be at the poverty level before transportation be paid. As of February 1986, a total of \$17,246.58 has been disbursed to 68 students from twenty school districts. A total of \$50,000 has been appropriated for the biennium.

CREDIT APPEALS

During the first quarter of implementation, the State Board of Education received several inquiries. The questions fell into three main areas: amount of high school credit to be awarded for postsecondary work, judgment of comparability of postsecondary courses to high school courses already completed, and compliance with high school graduation requirements.

Three appeals were received by the Board. One appeal dealt with the amount of high school credit awarded for a postsecondary course. The State Board determined that the high school was awarding less credit than the Board's guidelines recommended. The appeal was resolved by awarding the student more credit than the high school initially had indicated but less credit than the student was appealing for. The other two appeals concerned comparability of a postsecondary level course to the high school level course. The State Board clarified its policy on comparability by stating that a postsecondary course, by its very nature, is more rigorous than a high school course. However, a school district which contends that the content of a particular high school course is comparable to that offered by the postsecondary institution has the opportunity to provide documentation supporting its contention. The districts did not pursue the appeals.

SURVEY OF NON-PARTICIPATING STUDENTS

One thousand (1,000) non-participating students were contacted. Five hundred nineteen (519) or 56% had high school grade point averages above 2.75. Of these 1,000 students, 642 or 70% were aware of the PEOP. The majority of these 642 students indicated that they received their information through the high school, friends or the media. Even though these students were aware of the PEOP, 481 indicated that they did not intend to participate in the program; 74 said that they might participate, others indicated that they did not know at this time.

FUTURE EVALUATION

In accordance with the Act, a comprehensive evaluation will be presented to the Legislature by January 15, 1987, regarding the implementation of the Postsecondary Enrollment Options Program. This report will provide information about the participants, describe the implementation of the program, identify the impact of the program on students, high schools and postsecondary institutions, and provide a fiscal analysis of the impact of the program. The data sources will consist of student and parent questionnaires, questionnaires to high schools and postsecondary institutions, postsecondary faculty questionnaires and MDE records. The Pelavin Associates, an independent firm from Washington, D.C., has been assigned by the United States Department of Education to provide the MDE, HECEB and others with assistance regarding the completion of this evaluation.

SUMMARY

The first quarter/term of implementation for the PEOP has just been completed. This preliminary report provides an update on the status of the program thus far. Based on this information, the following highlights best summarize the program.

- * The majority of students who participated in the program were very satisfied with the PEOP and plan to take additional courses.
- * The number of students who were initially enrolled in private high schools and participated in this program is minimal.
- * Students received information about the program through a variety of sources. However, the majority indicated that the high school was their main source of information.
- * The summary of grades received indicates that the majority of students received a grade of B or higher.
- * The courses students chose most frequently were English, literature, composition, speech, algebra, calculus, economics, political science, psychology, sociology, and computer technology.
- * The majority of students found postsecondary courses to be more challenging than high school courses.
- * The most significant problems named by the students who participated in the PEOP were course scheduling, course availability, transportation, high school counseling, and receiving high school credit.
- * The student input at Commissioner Randall's meeting with participating students in early February 1986 reinforced the results of the telephone survey.

* The interest in the PEOP from school administrators, parents, students and the general public continues to be high, as indicated by the large number of phone calls which continue to be received by the MDE.

1985 OMNIBUS SCHOOL AIDS ACT

**ARTICLE 5
ACCESS TO EXCELLENCE**

SECTION 1. (123.3514) (POST-SECONDARY ENROLLMENT OPTIONS ACT.)

Subdivision 1. (CITATION.) This section may be cited as the "post-secondary enrollment options act."

Subd. 2. (PURPOSE.) The purpose of this section is to promote rigorous academic pursuits and to provide a wider variety of options to high school pupils by encouraging and enabling secondary pupils to enroll full-time or part-time in nonsectarian courses or programs in eligible post-secondary institutions, as defined in subdivision 3.

Subd. 3. (ELIGIBLE POST-SECONDARY INSTITUTIONS.) For purposes of this section, an "eligible institution" means a Minnesota public post-secondary institution or a private, residential, four-year, liberal arts, degree-granting college or university located in Minnesota.

Subd. 4. (AUTHORIZATION; NOTIFICATION.) Notwithstanding any other law to the contrary, an 11th or 12th grade pupil may apply to an eligible institution, as defined in subdivision 3, to allow the pupil to enroll in nonsectarian courses or programs offered at that post-secondary institution. If an institution accepts a secondary pupil for enrollment under this section, the institution shall send written notice to the pupil, the pupil's school district, and the commissioner of education within ten days of acceptance. The notice shall indicate the course or programs and hours of enrollment of that pupil.

Subd. 5. (CREDITS.) A school district shall grant academic credit to a pupil enrolled in a course or program under this section if the pupil successfully completes the course or program attended. If no comparable course or program is offered by the district, the state board of education shall determine the number of credits that shall be granted to a pupil who successfully completes and passes the course or program. If a comparable course or program is offered by the district, the school board shall grant a comparable number of credits to the pupil. If there is a dispute between the district and the pupil regarding the number of credits granted for a particular course or program, the pupil may appeal the school board's decision to the state board of education. The state board's decision regarding the number of credits shall be final.

The credits granted to a pupil shall be counted toward the graduation requirements and subject area requirements of the school district. Evidence of successful completion of each course or program and credits granted shall be included in the pupil's secondary school record.

Subd. 6. (FINANCIAL ARRANGEMENTS.) At the end of each school year, the department of education shall pay the tuition reimbursement amount within 30 days to the post-secondary institutions that enroll pupils under this section. The amount of tuition reimbursement shall equal the lesser of:

ARTICLE 2 SECTION 15 Subd. 4. (TRANSPORTATION AID FOR CHOICE PROGRAMS.)

For transportation of pupils who attend post-secondary institutions pursuant to article 5 there is appropriated:

\$50,000.....1986.

The commissioner shall allocate this appropriation among school districts based upon criteria adopted by the state board of education under article 5, section 1, subdivision 8. This money shall be available until June 30, 1987.

MINNESOTA SURVEY OF PARTICIPANTS

Hello. The State of Minnesota is conducting a study about the Postsecondary Enrollment Options Program. I would like to ask you some questions for this study. All information that you give me will remain confidential. This interview should not take more than 5 minutes. May we begin? [IF TIME IS NOT GOOD, RESCHEDULE.]

1a. Were you enrolled in high school last year?

Yes 01 [GO TO QUESTION 1b] No 02 [GO TO QUESTION 2]

1b. Were you enrolled in a public or private school last year?

Public 01 Private 02

2. What grade are you in?

11th 01 12th 02

3a. During the fall term were you or have you been enrolled in any courses at a college, university, or vocational/technical institution?

Yes 01 [GO TO QUESTION 3b] No 02 [END INTERVIEW]

3b. What is the name of that college, university, or vocational/technical institution?

Postsecondary Institution Name _____

4. I'm going to list several sources which were used to provide students with information about the Postsecondary Enrollment Options Program. I would like to know the sources which provided any information to you. Did you learn about the program from:

<u>Sources</u>	<u>Yes</u>	<u>No</u>
A - Information from your high school	01	02
B - A high school counselor or teacher.....	01	02
C - Information from a college or vocational/ technical institution.....	01	02
D - Radio, television or newspapers.....	01	02
E - Friends.....	01	02
F - Parents.....	01	02
OTHER (PLEASE SPECIFY):		
G - _____	01	02

What courses are you taking this semester at your high school?

What courses are you taking or did you take during the fall term at [PSI name] _____ ?
 [RECORD RESPONSES ON CHART 1].

For each of the courses you are taking (or did take) at [PSI name] _____, I would like you to think of typical high school courses and to tell me whether you feel that this course is much more challenging, a little more challenging, about the same, a little less challenging, or much less challenging than a typical high school courses. [IF STUDENT IS TAKING A COURSE NOT GIVEN IN HIGH SCHOOL SUCH AS ENGINEERING, MARK "NA" for "NOT APPLICABLE."] [IF STUDENT DOES NOT KNOW, PROBE. IF RESPONSE IS ONE, OR IF STUDENT DOES NOT KNOW, DO NOT ASK 9b.]

CHART 1

5. High School Courses		6. PSI Courses		7. Challenging					
				Much More	A Little More	Same	A Little Less	Much Less	NA
Course #1	_____	Course #1	_____						
	_____		_____	01	02	03	04	05	06
Course #2	_____	Course #2	_____						
	_____		_____	01	02	03	04	05	06
Course #3	_____	Course #3	_____						
	_____		_____	01	02	03	04	05	06
Course #4	_____	Course #4	_____						
	_____		_____	01	02	03	04	05	06
Course #5	_____	Course #5	_____						
	_____		_____	01	02	03	04	05	06

8a. In participating in this program, have any of the following areas presented problems for you?

	Yes	No	Very Small Problem			Very Significant Problem	
			1	2	3	4	5
A. Transportation	01	02	01	02	03	04	05
B. Course availability	01	02	01	02	03	04	05
C. Times that courses were scheduled	01	02	01	02	03	04	05
D. High school counseling	01	02	01	02	03	04	05
E. Postsecondary counseling.....	01	02	01	02	03	04	05
F. Meeting with instructors outside of scheduled class times	01	02	01	02	03	04	05
G. Acquiring textbooks	01	02	01	02	03	04	05
H. Difficulty of classroom presentations	01	02	01	02	03	04	05
I. Receiving high school credit	01	02	01	02	03	04	05
J. Access to the Library	01	02	01	02	03	04	05
K. Other (please specify)	01	02	01	02	03	04	05

8b. For each of the items that you mentioned as problems, I would like you to rank the item on a scale of one to five, where 1 indicates a very small problem and 5 indicates a very significant problem.

9. On balance, how satisfied are you with your postsecondary course or courses at (PSI name) _____ ?

Very Satisfied	04
Satisfied	03
Unsatisfied	02
Very Unsatisfied	01
(DK/NA)	95

10. Do you plan to take another course through this program?

Yes 01 No 02 Don't Know 95

11. Which of the following best describes the final grades you expect to receive in your current college or vocational/technical institution courses, based on your current progress?

[CIRCLE ONE. DO NOT READ PARENTHETICAL INFORMATION UNLESS NEEDED AS PROBE.]

- Mostly A's (a grade point average above 3.5 or a numerical average of 90-100) 01
- About half A's and half B's (a GPA of 3.5-3.0 or 85-89) 02
- Mostly B's (a GPA of 3.0-2.75 or 80-84) 03
- About half B's and half C's (a GPA of 2.75-2.25 or 75-79) 04
- Mostly C's (a grade point average of 2.25-1.75 or 70-74) 05
- About half C's and half D's (a GPA of 1.75-1.25 or 65-69) 06
- Mostly D's (a GPA of 1.25-0.75 or 60-64) 07
- Mostly below D's (a GPA of 0.75 or below 60) 08
- (Don't know) 95

SECTION II

[READ TO STUDENT]: Whenever studies obtain information by interviewing people, the information must show the different characteristics of the people who were interviewed. These final questions are needed to obtain these characteristics.

12. Which of the following best describes the grades you received in high school, before you began taking courses at _____ ?
(PSI name)

[CIRCLE ONE. DO NOT READ PARENTHETICAL INFORMATION UNLESS NEEDED AS PROBE.]

- | | |
|-------------------------------------------------------------------------------------|----|
| Mostly A's (a grade point average above 3.5 or a numerical average of 90-100) | 01 |
| About half A's and half B's (a GPA of 3.5-3.0 or 85-89) | 02 |
| Mostly B's (a GPA of 3.0-2.75 or 80-84) | 03 |
| About half B's and half C's (a GPA of 2.75-2.25 or 75-79) | 04 |
| Mostly C's (a GPA of 2.25-1.75 or 70-74) | 05 |
| About half C's and half D's (a GPA of 1.75-1.25 or 65-69) | 06 |
| Mostly D's (a GPA of 1.25-0.75 or 60-64) | 07 |
| Mostly below D (a GPA below 0.75 or below 60) | 08 |
| (Don't know) | 95 |

13. The next question may seem silly, but it is important to avoid incorrect assumptions based on name or voice. Are you male or female?

Male 01 Female 02

MINNESOTA STATE DEPARTMENT OF EDUCATION
 POSTSECONDARY OPEN ENROLLMENT OPTIONS PROGRAM
 PERCENTAGE OF PARTICIPATION 85-86

DISTRICT NAME	TOTAL STUDENT 11-12	TOTAL STUDENT PEO	PCT
0001-01 AITKIN	211	3	1.42
0001-03 MINNEAPOLIS	5,578	85	1.52
0002-01 HILL CITY	52	5	9.62
0004-01 MC GREGOR	93	1	1.08
0006-03 SOUTH ST. PAUL	508	2	0.39
0011-01 ANOKA	4,671	27	0.58
0012-01 CENTENNIAL	371	1	0.27
0013-01 COLUMBIA HEIGHTS	634	8	1.26
0014-01 FRIDLEY	538	3	0.56
0015-01 ST. FRANCIS	588	5	0.85
0016-01 SPRING LAKE PARK	620	4	0.65
0021-01 AUDUBON	60	1	1.67
0022-01 DETROIT LAKES	456	2	0.44
0023-01 FRAZEE	185	15	8.11
0024-01 LAKE PARK	77	0	0.00
0025-01 PINE POINT	0	0	0.00
0031-01 BEMIDJI	652	51	7.82
0032-01 BLACKDUCK	111	0	0.00
0036-01 KELLIHER	51	4	7.84
0038-01 RED LAKE	86	1	1.16
0047-01 SAUK RAPIDS	340	8	2.35
0051-01 FOLEY	250	2	0.80
0057-01 BEARDSLEY	23	0	0.00
0058-01 CLINTON	33	0	0.00
0060-01 GRACEVILLE	52	0	0.00
0062-01 ORTONVILLE	131	0	0.00
0070-01 LAKE CRYSTAL	95	6	6.32
0072-01 MAPLETON	76	0	0.00
0075-01 ST. CLAIR	75	7	9.33
0077-01 MANKATO	983	17	1.73
0078-01 GARDEN CITY	91	3	3.30
0079-01 AMBOY-GOOD THUNDER	52	0	0.00
0081-01 COMFREY	44	0	0.00
0084-01 SLEEPY EYE	108	4	3.70
0085-01 SPRINGFIELD	118	0	0.00
0088-01 NEW ULM	451	2	0.44
0091-01 BARNUM	109	2	1.83
0093-01 CARLTON	140	0	0.00
0094-01 CLOQUET	390	3	0.77
0095-01 CROMWELL	51	0	0.00
0097-01 MOOSE LAKE	129	6	4.65
0099-01 ESKO	145	4	2.76
0100-01 WRENSHALL	52	1	1.92
0108-01 NORWOOD	160	0	0.00
0110-01 WACONIA	267	1	0.37
0111-01 WATERTOWN-MAYER	169	3	1.78
0112-01 CHASKA	523	2	0.38
0114-01 BACKUS	50	0	0.00
0115-01 CASS LAKE	98	6	6.12
0116-01 PILLAGER	76	7	9.21

MINNESOTA STATE DEPARTMENT OF EDUCATION
 POSTSECONDARY OPEN ENROLLMENT OPTIONS PROGRAM
 PERCENTAGE OF PARTICIPATION 85-86

DISTRICT NAME	TOTAL STUDENT 11-12	TOTAL STUDENT PEO	PCT
0117-01 PINE RIVER	123	4	3.25
0118-01 REMER	97	3	3.09
0119-01 WALKER	123	1	0.81
0126-01 CLARA CITY	65	0	0.00
0127-01 MAYNARD	44	0	0.00
0128-01 MILAN	41	0	0.00
0129-01 MONTEVIDEO	227	1	0.44
0138-01 NORTH BRANCH	343	1	0.29
0139-01 RUSH CITY	125	0	0.00
0140-01 TAYLORS FALLS	54	0	0.00
0141-01 CHISAGO LAKES	316	0	0.00
0145-01 GLYNDON	107	0	0.00
0146-01 BARNESVILLE	152	2	1.32
0147-01 DILWORTH	71	1	1.41
0150-01 HAWLEY	101	0	0.00
0152-01 MOORHEAD	696	24	3.45
0158-01 GONVICK	39	0	0.00
0161-01 CLEARBROOK	55	4	7.27
0162-01 BAGLEY	178	0	0.00
0166-01 COOK COUNTY	97	9	9.28
0173-01 MOUNTAIN LAKE	90	1	1.11
0175-01 WESTBROOK	65	0	0.00
0177-01 WINDOM	210	0	0.00
0178-01 STORDEN-JEFFERS	53	0	0.00
0181-01 BRAINERD	877	65	7.41
0182-01 CROSBY	207	20	9.66
0186-01 PEQUOT LAKES	149	0	0.00
0191-01 BURNSVILLE	1,499	9	0.60
0192-01 FARMINGTON	307	0	0.00
0194-01 LAKEVILLE	541	3	0.55
0195-01 RANDOLPH	59	5	8.47
0196-01 ROSEMOUNT	2,123	11	0.52
0197-01 WEST ST. PAUL	793	4	0.50
0199-01 INVER GROVE	548	12	2.19
0200-01 HASTINGS	791	6	0.76
0201-01 CLAREMONT	31	0	0.00
0202-01 DODGE CENTER	85	0	0.00
0203-01 HAYFIELD	150	1	0.67
0204-01 KASSON-MANTORVILLE	164	2	1.22
0205-01 WEST CONCORD	80	3	3.75
0206-01 ALEXANDRIA	643	1	0.16
0207-01 BRANDON	68	0	0.00
0208-01 EVANSVILLE	47	0	0.00
0209-01 KENSINGTON	33	0	0.00
0213-01 OSAKIS	113	0	0.00
0217-01 BRICELYN	35	0	0.00
0218-01 DELAVAN	36	0	0.00
0219-01 ELMORE	38	0	0.00
0222-01 KIESTER	33	0	0.00
0223-01 MINNESOTA LAKE	36	0	0.00

MINNESOTA STATE DEPARTMENT OF EDUCATION
 POSTSECONDARY OPEN ENROLLMENT OPTIONS PROGRAM
 PERCENTAGE OF PARTICIPATION 85-86

DISTRICT NAME	TOTAL STUDENT 11-12	TOTAL STUDENT PEO	PCT
0224-01 WELLS	125	0	0.00
0225-01 WINNEBAGO	51	0	0.00
0227-01 CHATFIELD	158	3	1.90
0228-01 HARMONY	75	0	0.00
0229-01 LANESBORO	49	0	0.00
0232-01 PETERSON	37	0	0.00
0233-01 PRESTON	73	0	0.00
0234-01 RUSHFORD	73	0	0.00
0236-01 WYKOFF	44	0	0.00
0237-01 SPRING VALLEY	131	0	0.00
0238-01 MABEL-CANTON	90	0	0.00
0240-01 BLUE EARTH	176	0	0.00
0241-01 ALBERT LEA	771	9	1.17
0242-01 ALDEN	60	0	0.00
0243-01 EMMONS	38	0	0.00
0244-01 FREEBORN	47	0	0.00
0245-01 GLENVILLE	85	0	0.00
0252-01 CANNON FALLS	198	0	0.00
0253-01 GOODHUE	98	0	0.00
0254-01 KENYON	116	0	0.00
0255-01 PINE ISLAND	152	2	1.32
0256-01 RED WING	464	13	2.80
0258-01 WANAMINGO	62	0	0.00
0260-01 ZUMBROTA	105	0	0.00
0261-01 ASHBY	42	8	19.05
0262-01 BARRETT	21	0	0.00
0263-01 ELBOW LAKE	78	0	0.00
0264-01 HERMAN	39	0	0.00
0265-01 HOFFMAN	36	0	0.00
0270-01 HOPKINS	1,206	27	2.24
0271-01 BLOOMINGTON	2,507	5	0.20
0272-01 EDEN PRAIRIE	636	4	0.63
0273-01 EDINA	1,295	2	0.15
0276-01 MINNETONKA	1,025	6	0.59
0277-01 WESTONKA	444	3	0.68
0278-01 ORONO	377	1	0.27
0279-01 OSSEO	2,477	38	1.53
0280-01 RICHFIELD	905	2	0.22
0281-01 ROBBINSDALE	2,729	29	1.06
0282-01 ST. ANTHONY-NEW BRIGHTON	218	2	0.92
0283-01 ST. LOUIS PARK	824	4	0.49
0284-01 WAYZATA	1,176	10	0.85
0286-01 BROOKLYN CENTER	198	4	2.02
0294-01 HOUSTON	90	1	1.11
0297-01 SPRING GROVE	73	0	0.00
0299-01 CALEDONIA	205	0	0.00
0300-01 LA CRESCENT	244	0	0.00
0301-01 AKELEY	40	3	7.50
0306-01 LAPORTE	35	1	2.86
0308-01 NEVIS	51	0	0.00

MINNESOTA STATE DEPARTMENT OF EDUCATION
 POSTSECONDARY OPEN ENROLLMENT OPTIONS PROGRAM
 PERCENTAGE OF PARTICIPATION 85-86

DISTRICT NAME	TOTAL STUDENT 11-12	TOTAL STUDENT PEO	PCT
0309-01 PARK RAPIDS	282	4	1.42
0314-01 BRAHAM	158	1	0.63
0316-01 COLERAINE	249	8	3.21
0317-01 DEER RIVER	164	3	1.83
0318-01 GRAND RAPIDS	774	9	1.16
0319-01 NASHWAUK-KEEWATIN	126	8	6.35
0323-02 FRANCONIA	5	0	0.00
0324-01 JACKSON	167	0	0.00
0325-01 LAKEFIELD	68	0	0.00
0328-01 SIOUX VALLEY	28	0	0.00
0330-01 HERON LAKE-OKABENA	78	0	0.00
0332-01 MORA	228	0	0.00
0333-01 OGILVIE	96	1	1.04
0341-01 ATWATER	84	2	2.38
0345-01 NEW LONDON-SPICER	192	3	1.56
0346-01 RAYMOND	42	4	9.52
0347-01 WILLMAR	614	7	1.14
0351-01 HALLOCK	44	0	0.00
0352-01 HUMBOLDT	15	0	0.00
0353-01 KARLSTAD	76	0	0.00
0354-01 KENNEDY	29	3	10.34
0356-01 LANCASTER	29	0	0.00
0361-01 INTERNATIONAL FALLS	364	13	3.57
0362-01 LITTLEFORK-BIG FALLS	77	8	10.39
0363-01 SOUTH KOOCHICHING	74	1	1.35
0371-01 BELLINGHAM	38	0	0.00
0376-01 MARIETTA-NASSAU	18	0	0.00
0377-01 MADISON	89	0	0.00
0378-01 DAWSON	104	12	11.54
0381-01 LAKE SUPERIOR	408	3	0.74
0390-01 LAKE OF THE WOODS	90	1	1.11
0391-01 CLEVELAND	64	3	4.69
0392-01 LE CENTER	119	4	3.36
0393-01 LE SUEUR	197	1	0.51
0394-01 MONTGOMERY	190	16	8.42
0395-01 WATERVILLE	122	0	0.00
0402-01 HENDRICKS	45	5	11.11
0403-01 IVANHOE	48	2	4.17
0404-01 LAKE BENTON	40	8	20.00
0408-01 VERDI	12	0	0.00
0409-01 TYLER	58	1	1.72
0411-01 BALATON	57	0	0.00
0412-01 COTTONWOOD	69	1	1.45
0413-01 MARSHALL	365	15	4.11
0414-01 MINNEOTA	103	0	0.00
0415-01 LYND	22	0	0.00
0417-01 TRACY	174	3	1.72
0418-01 RUSSELL	28	0	0.00
0421-01 BROWNTON	58	0	0.00
0422-01 GLENCOE	252	2	0.79

MINNESOTA STATE DEPARTMENT OF EDUCATION
 POSTSECONDARY OPEN ENROLLMENT OPTIONS PROGRAM
 PERCENTAGE OF PARTICIPATION 85-86

DISTRICT NAME	TOTAL STUDENT 11-12	TOTAL STUDENT PEO	PCT
0423-01 HUTCHINSON	415	14	3.37
0424-01 LESTER PRAIRIE	64	0	0.00
0425-01 SILVER LAKE	67	0	0.00
0426-01 STEWART	36	0	0.00
0427-01 WINSTED	25	0	0.00
0432-01 MAHNOMEN	132	0	0.00
0435-01 WAUBUN	87	0	0.00
0436-01 ALVARADO	31	0	0.00
0437-01 ARGYLE	47	0	0.00
0440-01 MIDDLE RIVER	36	0	0.00
0441-01 NEWFOLDEN	57	0	0.00
0442-01 OSLO	25	0	0.00
0443-01 STEPHEN	54	0	0.00
0444-01 STRANDQUIST	15	1	6.67
0446-01 WARREN	91	0	0.00
0447-01 GRYGLA	39	1	2.56
0451-01 CEYLON	28	0	0.00
0453-01 EAST CHAIN	29	0	0.00
0454-01 FAIRMONT	333	0	0.00
0456-01 SHERBURN	77	0	0.00
0457-01 TRIMONT	51	0	0.00
0458-01 TRUMAN	74	1	1.35
0459-01 WELCOME	35	0	0.00
0460-01 GRANADA-HUNTLEY	34	0	0.00
0461-01 COSMOS	32	0	0.00
0463-01 EDEN VALLEY	159	0	0.00
0464-01 GROVE CITY	44	0	0.00
0465-01 LITCHFIELD	274	3	1.09
0466-01 DASSEL-COKATO	253	13	5.14
0473-01 ISLE	78	0	0.00
0477-01 PRINCETON	418	7	1.67
0480-01 ONAMIA	106	0	0.00
0482-01 LITTLE FALLS	540	0	0.00
0483-01 MOTLEY	75	0	0.00
0484-01 PIERZ	203	1	0.49
0485-01 ROYALTON	104	1	0.96
0486-01 SWANVILLE	73	0	0.00
0487-01 UPSALA	73	1	1.37
0492-01 AUSTIN	690	18	2.61
0495-01 GRAND MEADOW	37	1	2.70
0497-01 LYLE	34	0	0.00
0499-01 LE ROY	51	0	0.00
0500-01 SOUTHLAND	121	1	0.83
0504-01 SLAYTON	145	39	26.90
0505-01 FULDA	85	15	17.65
0507-01 NICOLLET	68	1	1.47
0508-01 ST. PETER	255	7	2.75
0511-01 ADRIAN	95	2	2.11
0513-01 BREWSTER	26	3	11.54
0514-01 ELLSWORTH	42	0	0.00

MINNESOTA STATE DEPARTMENT OF EDUCATION
 POSTSECONDARY OPEN ENROLLMENT OPTIONS PROGRAM
 PERCENTAGE OF PARTICIPATION 85-86

DISTRICT NAME	TOTAL STUDENT 11-12	TOTAL STUDENT PEO	PCT
0516-01 ROUND LAKE	27	0	0.00
0518-01 WORTHINGTON	397	12	3.02
0521-01 ADA	90	1	1.11
0522-01 BORUP	19	0	0.00
0523-01 GARY	41	0	0.00
0524-01 HALSTAD	34	0	0.00
0525-01 HENDRUM	25	0	0.00
0526-01 TWIN VALLEY	53	0	0.00
0531-01 BYRON	158	4	2.53
0533-01 DOVER-EYOTA	106	10	9.43
0534-01 STEWARTVILLE	250	3	1.20
0535-01 ROCHESTER	2,097	20	0.95
0542-01 BATTLE LAKE	94	2	2.13
0543-01 DEER CREEK	35	0	0.00
0544-01 FERGUS FALLS	540	43	7.96
0545-01 HENNING	82	0	0.00
0547-01 PARKERS PRAIRIE	93	0	0.00
0548-01 PELICAN RAPIDS	155	6	3.87
0549-01 PERHAM	217	1	0.46
0550-01 UNDERWOOD	65	1	1.54
0553-01 NEW YORK MILLS	111	0	0.00
0561-01 GOODRIDGE	29	8	27.59
0564-01 THIEF RIVER FALLS	351	16	4.56
0566-01 ASKOV	60	0	0.00
0570-01 FINLAYSON	44	0	0.00
0573-01 HINCKLEY	122	3	2.46
0576-01 SANDSTONE	90	0	0.00
0577-01 WILLOW RIVER	63	0	0.00
0578-01 PINE CITY	235	0	0.00
0581-01 EDGERTON	53	10	18.87
0582-01 JASPER	34	0	0.00
0583-01 PIPESTONE	176	27	15.34
0584-01 RUTHTON	43	3	6.98
0592-01 CLIMAX	31	0	0.00
0593-01 CROOKSTON	265	7	2.64
0595-01 EAST GRAND FORKS	317	0	0.00
0597-01 ERSKINE	43	1	2.33
0599-01 FERTILE	102	0	0.00
0600-01 FISHER	40	0	0.00
0601-01 FOSSTON	129	1	0.78
0603-01 MC INTOSH	56	1	1.79
0604-01 MENTOR	33	0	0.00
0611-01 CYRUS	32	0	0.00
0612-01 GLENWOOD	149	0	0.00
0614-01 STARBUCK	65	0	0.00
0615-01 VILLARD	37	0	0.00
0621-01 MOUNDS VIEW	1,992	21	1.05
0622-01 NORTH ST. PAUL-MAPLEWOOD	1,349	15	1.11
0623-01 ROSEVILLE	1,256	6	0.48
0624-01 WHITE BEAR LAKE	1,306	19	1.45

MINNESOTA STATE DEPARTMENT OF EDUCATION
 POSTSECONDARY OPEN ENROLLMENT OPTIONS PROGRAM
 PERCENTAGE OF PARTICIPATION 85-86

DISTRICT NAME	TOTAL STUDENT 11-12	TOTAL STUDENT PEO	PCT
0625-01 ST. PAUL	4458	87	1.95
0627-01 OKLEE	57	0	0.00
0628-01 PLUMMER	40	3	7.50
0630-01 RED LAKE FALLS	96	1	1.04
0631-01 BELVIEW	28	1	3.57
0633-01 LAMBERTON	55	0	0.00
0635-01 MILROY	33	4	12.12
0636-01 MORGAN	70	0	0.00
0637-01 REDWOOD FALLS	191	0	0.00
0638-01 SANBORN	54	0	0.00
0640-01 WABASSO	122	0	0.00
0641-01 WALNUT GROVE	56	0	0.00
0646-01 BIRD ISLAND	68	0	0.00
0647-01 BUFFALO LAKE	50	0	0.00
0648-01 DANUBE	54	0	0.00
0649-01 FAIRFAX	83	0	0.00
0650-01 FRANKLIN	14	0	0.00
0651-01 HECTOR	71	1	1.41
0652-01 MORTON	27	0	0.00
0653-01 OLIVIA	130	0	0.00
0654-01 RENVILLE	71	1	1.41
0655-01 SACRED HEART	33	0	0.00
0656-01 FARIBAULT	657	4	0.61
0657-01 MORRISTOWN	47	0	0.00
0659-01 NORTHFIELD	478	0	0.00
0669-01 MAGNOLIA	11	0	0.00
0670-01 LUVERNE	196	1	0.51
0671-01 HILLS-BEAVER CREEK	56	0	0.00
0676-01 BADGER	28	0	0.00
0678-01 GREENBUSH	78	0	0.00
0682-01 ROSEAU	201	0	0.00
0690-01 WARROAD	103	0	0.00
0691-01 AURORA	244	11	4.51
0692-01 BABBITT	134	5	3.73
0693-01 BIWABIK	90	3	3.33
0694-01 BUHL	68	0	0.00
0695-01 CHISHOLM	185	0	0.00
0696-01 ELY	150	11	6.92
0697-01 EVELETH	192	1	0.52
0698-01 FLOODWOOD	66	6	9.09
0699-01 GILBERT	73	0	0.00
0700-01 HERMANTOWN	253	7	2.77
0701-01 HIBBING	577	25	4.33
0703-01 MOUNTAIN IRON	115	0	0.00
0704-01 PROCTOR	335	2	0.60
0706-01 VIRGINIA	322	13	4.04
0707-01 NETT LAKE	12	0	0.00
0708-01 TOWER-SOUDAN	70	5	7.14
0709-01 DULUTH	2214	19	0.86
0710-01 ST. LOUIS COUNTY	382	7	1.83

MINNESOTA STATE DEPARTMENT OF EDUCATION
 POSTSECONDARY OPEN ENROLLMENT OPTIONS PROGRAM
 PERCENTAGE OF PARTICIPATION 85-86

DISTRICT NAME	TOTAL STUDENT 11-12	TOTAL STUDENT PEO	PCT
0712-01 MOUNTAIN IRON-BUHL	189	0	0.00
0716-01 BELLE PLAINE	168	0	0.00
0717-01 JORDAN	187	4	2.14
0719-01 PRIOR LAKE	543	7	1.29
0720-01 SHAKOPEE	463	1	0.22
0721-01 NEW PRAGUE	375	7	1.87
0726-01 BECKER	120	3	2.50
0727-01 BIG LAKE	142	3	2.11
0728-01 ELK RIVER	840	14	1.67
0731-01 ARLINGTON	131	0	0.00
0732-01 GAYLORD	116	0	0.00
0733-01 GIBBON	40	0	0.00
0734-01 HENDERSON	45	0	0.00
0735-01 WINTHROP	77	0	0.00
0736-01 BELGRADE	83	2	2.41
0737-01 BROOTEN	71	1	1.41
0738-01 HOLDINGFORD	145	0	0.00
0739-01 KIMBALL	120	0	0.00
0740-01 MELROSE	317	1	0.32
0741-01 PAYNESVILLE	202	1	0.50
0742-01 ST. CLOUD	1,539	25	1.62
0743-01 SAUK CENTRE	249	0	0.00
0745-01 ALBANY	254	2	0.79
0748-01 SARTELL	213	11	5.16
0750-01 COLD SPRING	370	5	1.35
0756-01 BLOOMING PRAIRIE	133	1	0.75
0761-01 OWATONNA	679	4	0.59
0762-01 ELLENDALE	57	0	0.00
0763-01 MEDFORD	77	2	2.60
0768-01 HANCOCK	39	3	7.69
0769-01 MORRIS	192	7	3.65
0771-01 CHOKIO-ALBERTA	56	0	0.00
0775-01 KERKHOVEN	97	3	3.09
0777-01 BENSON	224	4	1.79
0784-01 APPLETON	107	0	0.00
0786-01 BERTHA-HEWITT	92	0	0.00
0787-01 BROWERVILLE	77	0	0.00
0789-01 CLARISSA	60	0	0.00
0790-01 EAGLE BEND	53	0	0.00
0791-01 GREY EAGLE	51	0	0.00
0792-01 LONG PRAIRIE	187	0	0.00
0793-01 STAPLES	221	0	0.00
0801-01 BROWNS VALLEY	14	0	0.00
0803-01 WHEATON	87	0	0.00
0806-01 ELGIN	77	1	1.30
0809-01 MAZEPPA	53	0	0.00
0810-01 PLAINVIEW	182	0	0.00
0811-01 WABASHA	167	1	0.60
0813-01 LAKE CITY	242	3	1.24
0815-02 PRINSBURG	1	0	0.00

MINNESOTA STATE DEPARTMENT OF EDUCATION
 POSTSECONDARY OPEN ENROLLMENT OPTIONS PROGRAM
 PERCENTAGE OF PARTICIPATION 85-86

DISTRICT NAME	TOTAL STUDENT 11-12	TOTAL STUDENT PEO	PCT
0818-01 VERNDALE	71	1	1.41
0819-01 WADENA	247	3	1.21
0820-01 SEBEKA	115	0	0.00
0821-01 MENAHGA	93	0	0.00
0827-01 NEW RICHLAND	85	0	0.00
0829-01 WASECA	303	2	0.66
0830-01 JANESVILLE	95	0	0.00
0831-01 FOREST LAKE	1,005	7	0.70
0832-01 MAHTOMEDI	302	4	1.32
0833-01 SOUTH WASHINGTON COUNTY	1,375	12	0.87
0834-01 STILLWATER	1,340	7	0.52
0836-01 BUTTERFIELD	47	0	0.00
0837-01 MADELIA	106	5	4.72
0840-01 ST. JAMES	187	1	0.53
0846-01 BRECKENRIDGE	195	0	0.00
0850-01 ROTHSAY	32	0	0.00
0852-01 CAMPBELL	39	0	0.00
0857-01 LEWISTON	148	4	2.70
0858-01 ST. CHARLES	153	1	0.65
0861-01 WINONA	815	45	5.52
0876-01 ANNANDALE	220	1	0.45
0877-01 BUFFALO	576	9	1.56
0879-01 DELANO	232	7	3.02
0880-01 HOWARD LAKE	173	0	0.00
0881-01 MAPLE LAKE	115	0	0.00
0882-01 MONTICELLO	356	3	0.84
0883-01 ROCKFORD	184	5	2.72
0885-01 ST. MICHAEL-ALBERTVILLE	199	1	0.50
0891-01 CANBY	135	6	4.44
0892-01 CLARKFIELD	79	2	2.53
0893-01 ECHO	35	0	0.00
0894-01 GRANITE FALLS	155	8	5.16
0896-01 WOOD LAKE	23	1	4.35
0911-01 CAMBRIDGE	529	14	2.65
0912-01 MILACA	286	1	0.35
0913-01 WALDORF-PEMBERTON	66	0	0.00
0914-01 ULEN-HITTERDAL	52	0	0.00
0918-01 CHANDLER-LAKE WILSON	38	0	0.00
* STATE TOTAL *	113,654	1,679	1.48

MINNESOTA STATE DEPARTMENT OF EDUCATION
 POST-SECONDARY OPEN ENROLLMENT PROGRAM
 PARTICIPATION BY DISTRICT WITHIN GRADE
 FISCAL YEAR 85-86

District information
 by grades

DISTRICT NAME	GRADE 11							GRADE 12							TOTAL
	1-2	3-5	6-7	8-9	10-11	12+	TOTAL	1-2	3-5	6-7	8-9	10-11	12+	TOTAL	
0001-01 AITKIN										1			2	3	3
0001-03 MINNEAPOLIS	1	21		2	2	3	34		28	6	8	2	7	51	85
0002-01 HILL CITY						1	1				2		2	4	5
0004-01 MC GREGOR													1	1	1
0006-03 SOUTH ST. PAUL				1			1				1			1	2
0011-01 ANOKA			1	1		5	7		4	1	4	2	9	20	27
0012-01 CENTENNIAL						1	1								1
0013-01 COLUMBIA HEIGHTS			1			3	4		2	2				4	8
0014-01 FRIDLEY											1		2	3	3
0015-01 ST. FRANCIS			1				1			1		1	2	4	5
0016-01 SPRING LAKE PARK		1											2	4	5
0021-01 AUDUBON						1	1		2				1	3	4
0022-01 DETROIT LAKES						1	1						1	1	2
0023-01 FRAZEE				1			1				2		2	14	15
0031-01 BEMIDJI		1			9	5	15		15		5	2	14	36	51
0036-01 KELLIHER		2					2		2					2	4
0038-01 RED LAKE		1					1							1	1
0047-01 SAUK RAPIDS		3				1	4							4	8
0051-01 FOLEY		1		1			2				2			4	8
0070-01 LAKE CRYSTAL		1	3			1	5		1					1	2
0075-01 ST. CLAIR		5					5		2					2	6
0077-01 MANKATO		4				1	5							5	7
0078-01 GARDEN CITY									10			1	1	12	17
0084-01 SLEEPY EYE						1	1					1	2	3	3
0088-01 NEW ULM									2				1	3	4
0091-01 BARNUM							1	1			1			2	2
0094-01 CLOQUET													1	1	2
0097-01 MOOSE LAKE						1	1			1			2	3	3
0099-01 ESKO		1					1						5	5	6
0100-01 WRENSHALL											1		2	3	4
0110-01 WACONIA													1	1	1
0111-01 WATERTOWN-MAYER													1	1	1
0112-01 CHASKA							1						3	3	3
0115-01 CASS LAKE				1			1						1	1	2
0116-01 PILLAGER			1	1			1			1	2	2	5	6	6
0117-01 PINE RIVER			2								1	2	3	6	7
0118-01 REMER										1	1		2	2	4
0119-01 WALKER										1			2	3	3
0129-01 MONTEVIDEO													1	1	1
0138-01 NORTH BRANCH													1	1	1
0146-01 BARNESVILLE											1		1	1	1
0147-01 DILWORTH										1		1		2	2
0152-01 MOORHEAD		1					1							2	1
0161-01 CLEARBROOK								2	3	3	1	3	2	21	24
0166-01 COOK COUNTY													3	4	4
0173-01 MOUNTAIN LAKE											1		5	9	9
0181-01 BRAINERD														1	1
0182-01 CROSBY		4		4	1	13	22		12	4	6	1	20	43	65
0191-01 BURNSVILLE							9					1	10	11	20
0194-01 LAKEVILLE							2		2				5	7	9
										1			1	3	3

MINNESOTA STATE DEPARTMENT OF EDUCATION
 POST-SECONDARY OPEN ENROLLMENT IONS PROGRAM
 PARTICIPATION BY DISTRICT WITHIN GRADE
 FISCAL YEAR 85-86

DISTRICT NAME	GRADE 11						TOTAL	GRADE 12						TOTAL
	1-2	3-5	6-7	8-9	10-11	12+		1-2	3-5	6-7	8-9	10-11	12+	
0195-01 RANDOLPH		3	1				4		1				1	5
0196-01 ROSEMOUNT							3						3	3
0197-01 WEST ST. PAUL		1					1			2		6	8	11
0199-01 INVER GROVE		2					2		1	2		3	3	4
0200-01 HASTINGS		2					2	2	4	3	1	10	10	12
0203-01 HAYFIELD							2		1	1		2	4	6
0204-01 KASSON-MANTORVILLE							1					1	1	1
0205-01 WEST CONCORD				1			1		1			1	1	2
0206-01 ALEXANDRIA										2	1	3	3	3
0227-01 CHATFIELD												1	1	1
0241-01 ALBERT LEA									3			3	3	3
0255-01 PINE ISLAND				1			3	4		3	1	1	5	9
0256-01 RED WING									1	12	1	2	2	2
0261-01 ASHBY		1					1		7			7	7	8
0270-01 HOPKINS		4	2				6		10	2	3	6	21	27
0271-01 BLOOMINGTON									3			2	5	5
0272-01 EDEN PRAIRIE		1					1	2			1	1	2	4
0273-01 EDINA												2	2	2
0276-01 MINNETONKA							1	1			1	4	5	6
0277-01 WESTONKA		2					2					1	1	3
0278-01 ORONO									1			1	1	1
0279-01 OSSEO		3				1	4	8	9	3	7	2	9	30
0280-01 RICHFIELD									2			2	2	2
0281-01 ROBBINSDALE		1				1	11	13	3	1	2	1	9	16
0282-01 ST. ANTHONY-NEW BRIGHTON									1	1		2	2	2
0283-01 ST. LOUIS PARK		2					2		1			1	2	4
0284-01 WAYZATA		1					1					1	2	4
0286-01 BROOKLYN CENTER											1	8	9	10
0294-01 HOUSTON										2	1	1	4	4
0301-01 AKÉLEY									1				1	1
0306-01 LAPORTE												3	3	3
0309-01 PARK RAPIDS											1	1	1	1
0314-01 BRAHAM										1	2	2	4	4
0316-01 COLERAINE												1	1	1
0317-01 DEER RIVER							2	2	3	1	1	2	1	8
0318-01 GRAND RAPIDS							1	2				1	1	3
0319-01 NASHWAUK-KEEWATIN		1	1				2	3	3	2		2	7	9
0333-01 OGILVIE												5	5	8
0341-01 ATWATER												1	1	1
0345-01 NEW LONDON-SPICER												2	2	2
0346-01 RAYMOND									2		1	3	3	3
0347-01 WILLMAR		1							4			4	4	4
0354-01 KENNEDY		3							2	1	2	1	6	7
0361-01 INTERNATIONAL FALLS		1	1			1	1	4	5	2	1	1	9	13
0362-01 LITTLEFORK-BIG FALLS						3		3	1		2	2	5	8
0363-01 SOUTH KOOCHICHING												1	1	1
0378-01 DAWSON		5						5	7			7	7	12
0381-01 LAKE SUPERIOR									2		1	3	3	3
0390-01 LAKE OF THE WOODS									1			1	1	1
0391-01 CLEVELAND											2	1	3	3

MINNESOTA STATE DEPARTMENT OF EDUCATION
 POST-SECONDARY OPEN ENROLLMENT O JNS PROGRAM
 PARTICIPATION BY DISTRICT WITHIN GRADE
 FISCAL YEAR 85-86

DISTRICT NAME	GRADE 11						GRADE 12						TOTAL		
	1-2	3-5	6-7	8-9	10-11	12+	TOTAL	1-2	3-5	6-7	8-9	10-11		12+	TOTAL
0603-01 MC INTOSH													1	1	1
0621-01 MOUNDS VIEW			1				1						4	20	21
0622-01 NORTH ST. PAUL-MAPLEWOOD		2	1				4						3	11	15
0623-01 ROSEVILLE		1					1						2	5	6
0624-01 WHITE BEAR LAKE				1			7						2	12	19
0625-01 ST. PAUL	1	17	5	5		4	32	2	26	6	7	5	9	55	87
0628-01 PLUMMER										2			1	3	3
0630-01 RED LAKE FALLS													1	1	1
0631-01 BELVIEW		1					1						1	1	1
0635-01 MILROY		2					2						2	4	4
0651-01 HECTOR									2				1	1	1
0654-01 RENVILLE									1				1	1	1
0656-01 FARIBAULT											1		1	1	1
0670-01 LUVERNE					1		1					1	2	3	4
0691-01 AURORA		1					2						1	1	1
0692-01 BABBITT	1					1	2	2	5	1	1		9	11	11
0693-01 BIWABIK							1		4				4	5	5
0696-01 ELY	2	1					2						2	3	3
0697-01 EVELETH							2	1	4		3		1	9	11
0698-01 FLOODWOOD							3		1				1	1	1
0700-01 HERMANTOWN		2					2						3	3	6
0701-01 HIBBING		4					6		4	1			5	7	7
0704-01 PROCTOR		1		2			1	1	10	2	1		5	19	25
0706-01 VIRGINIA		3					3	1					1	2	2
0708-01 TOWER-SOUDAN								1	8	1			10	13	13
0709-01 DULUTH									1				4	5	5
0710-01 ST. LOUIS COUNTY		2					3		8	1	4		3	16	19
0717-01 JORDAN							1						6	6	7
0719-01 PRIOR LAKE							2		2				4	4	4
0720-01 SHAKOPEE		2					2		4				1	5	7
0721-01 NEW PRAGUE		1					1						3	3	3
0726-01 BECKER												1	6	7	7
0727-01 BIG LAKE													3	3	3
0728-01 ELK RIVER				2			3						10	10	14
0736-01 BELGRADE		1					1						1	1	2
0737-01 BROOTEN				1			1		1				1	1	1
0740-01 MELROSE													1	1	1
0741-01 PAYNESVILLE	1						1		1				1	1	1
0742-01 ST. CLOUD		5					5						16	20	25
0745-01 ALBANY									2		3		1	2	2
0748-01 SARTELL			1				2		2				1	9	11
0750-01 COLD SPRING			1				1				6		2	4	5
0756-01 BLOOMING PRAIRIE			1				1				2		1	4	5
0761-01 OWATONNA			1	1			2				1			2	4
0763-01 MEDFORD									1	1				2	2
0768-01 HANCOCK			1				1						1	2	3
0769-01 MORRIS		1					1		5				1	6	7
0775-01 KERKHOVEN										2	1	1		3	3
0777-01 BENSON												2		4	4
0806-01 ELGIN									1	1			1	1	1

MINNESOTA STATE DEPARTMENT OF EDUCATION
 POST-SECONDARY OPEN ENROLLMENT OF STUDENTS PROGRAM
 PARTICIPATION BY DISTRICT WITHIN GRADE
 FISCAL YEAR 85-86

DISTRICT NAME	GRADE 11						GRADE 12						TOTAL			
	1-2	3-5	6-7	8-9	10-11	12+	TOTAL	1-2	3-5	6-7	8-9	10-11		12+	TOTAL	
0311-01 WABASHA														1	1	1
0813-01 LAKE CITY														3	3	3
0818-01 VERNDALE												1		1	1	1
0819-01 WADENA												1		2	3	3
0829-01 WASECA															2	2
0831-01 FOREST LAKE				1			1		2					2	3	2
0832-01 MAHTOMEDI										2	1			6	4	7
0833-01 SOUTH WASHINGTON COUNTY	1		2				1			2	1			3	8	12
0834-01 STILLWATER		1					1							2	4	7
0837-01 MADELIA		2							1	1				1	3	5
0840-01 ST. JAMES														1	1	1
0857-01 LEWISTON							1							1	3	4
0858-01 ST. CHARLES											2			1	3	4
0861-01 WINONA		7		2			8	17		1				1	1	1
0876-01 ANNANDALE							1	1			6			14	28	45
0877-01 BUFFALO							2	2						7	7	9
0879-01 DELANO										1				4	7	7
0882-01 MONTICELLO							1	1			2			2	2	3
0883-01 ROCKFORD					1		1	2			2			1	3	5
0885-01 ST. MICHAEL-ALBERTVILLE		1						1				2		3	3	5
0891-01 CANBY														6	6	1
0892-01 CLARKFIELD														2	2	6
0894-01 GRANITE FALLS		3						3		3				2	5	2
0896-01 WOOD LAKE														2	5	8
0911-01 CAMBRIDGE		5						1			1			1	1	1
0912-01 MILACA														2	8	14
0226 TOTAL	13	198	40	48	10	130	439		28	461	126	173	49	403	1,240	1,679

MINNESOTA STATE DEPARTMENT OF EDUCATION
 POST-SECONDARY OPEN ENROLLMENT PROGRAM
 PARTICIPATION BY INSTITUTION WITHIN GRADE
 FISCAL YEAR 85-86

AREA VO-TECH INSTITUTES

POST-SECONDARY INSTITUTION	GRADE 11						TOTAL	GRADE 12						TOTAL	
	1-2	3-5	6-7	8-9	10-11	12+		1-2	3-5	6-7	8-9	10-11	12+		TOTAL
04-0001 MINNEAPOLIS AVTI	1						1						1	1	2
04-0022 DETROIT LAKES AVTI				1		2	3			2			3	5	8
04-0077 MANKATO AVTI									1				2	3	3
04-0152 MOORHEAD AVTI						1	1						2	3	4
04-0181 BRAINERD AVTI						10	10			1			3	9	19
04-0241 ALBERT LEA AVTI				1		3	4			3			6	9	19
04-0256 RED WING AVTI									1				1	2	6
04-0324 JACKSON AVTI			1				1			1	12			13	13
04-0423 HUTCHINSON AVTI		1	1			1	3	4	4	1		1	5	15	18
04-0535 ROCHESTER AVTI													2	4	4
04-0564 THIEF RIVER FALLS AVTI						1	1				2		1	3	4
04-0573 PINE CITY AVTI						2	2				2		2	2	4
04-0583 PIPESTONE AVTI													1	1	1
04-0625 ST. PAUL AVTI						2	2						1	2	4
04-0656 FARIBAULT AVTI				1			1			1			6	7	8
04-0709 DULUTH AVTI													4	4	4
04-0742 ST. CLOUD AVTI			1				1		1				2	2	3
04-0819 WADENA AVTI									2	1			5	8	8
04-0861 WINONA AVTI				1		2	3		4				6	10	13
04-0891 CANBY AVTI													6	6	6
04-0894 GRANITE FALLS AVTI									1	1			2	4	4
04-0916 916 AVTI			1	1			2						1	2	4
TOTAL	1	1	4	5		24	35	4	8	20	14	3	57	106	141

Student Information by Postsecondary Institutions

MINNESOTA STATE DEPARTMENT OF EDUCATION
 POST-SECONDARY OPEN ENROLLMENT CONDITIONS PROGRAM
 PARTICIPATION BY INSTITUTION WITHIN GRADE
 FISCAL YEAR 85-86

COMMUNITY COLLEGES

POST-SECONDARY INSTITUTION	GRADE 11							GRADE 12							TOTAL
	1-2	3-5	6-7	8-9	10-11	12+	TOTAL	1-2	3-5	6-7	8-9	10-11	12+	TOTAL	
21-0001 ANOKA-RAMSEY COMMUNITY COLLEGE		6	3			5	14		9	6	5	3	17	40	54
21-0002 AUSTIN COMMUNITY COLLEGE		1	3	3			7		7	3	3	1	2	16	23
21-0003 BRAINERD COMMUNITY COLLEGE		4	3	4	1	12	24		12	3	8	4	29	56	80
21-0004 FERGUS FALLS COMM. COLLEGE	1	8	1	1		1	12		26	15	3	3	11	58	70
21-0005 HIBBING COMMUNITY COLLEGE		5		2			9	1	10	2	1		14	28	37
21-0006 INVER HILLS COMMUNITY COLLEGE	1	9	1	1		3	15	3	14	8	1		8	34	49
21-0007 ITASCA COMMUNITY COLLEGE			1			7	8		6	4	3	2	9	24	32
21-0008 LAKEWOOD COMMUNITY COLLEGE		7	3		1	3	14	1	19	11	5	4	12	52	66
21-0009 MESABI COMMUNITY COLLEGE		5				1	6	3	15	2	1		8	29	35
21-0010 MINNEAPOLIS COMMUNITY COLLEGE			2	1	1	7	11		1	3	1		10	15	26
21-0011 NORMANDEALE COMMUNITY COLLEGE		3		1		4	8		7	1	3	1	18	30	38
21-0012 NORTH HENNEPIN COMMUNITY COLLEGE		5		1	2	19	27		11	4	14	5	41	76	103
21-0013 NORTHLAND COMMUNITY COLLEGE		6		1		2	9		10	1	2	1	7	21	30
21-0014 RAINY RIVER COMMUNITY COLLEGE		1	1	3	1	1	7		6	2	3		4	15	22
21-0015 ROCHESTER COMMUNITY COLLEGE	4	2		1		2	9	5	9	2	9	1	14	40	49
21-0016 VERMILION COMMUNITY COLLEGE	3						3	1	8		3		2	14	17
21-0017 WILLMAR COMMUNITY COLLEGE		2		1			3		11	3	4		4	22	25
21-0018 WORTHINGTON COMMUNITY COLLEGE		9	1			1	11		34	2		1	37	48	
TOTAL	9	73	19	20	6	70	197	14	215	72	69	27	210	607	804

MINNESOTA STATE DEPARTMENT OF EDUCATION
 POST-SECONDARY OPEN ENROLLMENT OPPORTIONS PROGRAM
 PARTICIPATION BY INSTITUTION WITHIN GRADE
 FISCAL YEAR 85-86

STATE UNIVERSITY

POST-SECONDARY INSTITUTION

	GRADE 11						GRADE 12						TOTAL	
	1-2	3-5	6-7	8-9	10-11	12+	TOTAL	1-2	3-5	6-7	8-9	10-11		12+
22-0001 BEMIDJI STATE UNIVERSITY		2		10		6	18							
22-0002 MANKATO STATE UNIVERSITY		10	3			2	17		16	1	7	5	25	54
22-0003 MOORHEAD STATE UNIVERSITY		1					2		18	1	1	3	18	41
22-0004 ST. CLOUD STATE UNIVERSITY		10				1	2	3	8	1	3	1	2	18
22-0005 SOUTHWEST STATE UNIVERSITY		35	1	5		5	21		21		14		15	50
22-0006 WINONA STATE UNIVERSITY		6		1		1	37		68	1	26		11	106
TOTAL		64	4	17	2	21	108	3	139	4	55	9	81	291

MINNESOTA STATE DEPARTMENT OF EDUCATION
 POST-SECONDARY OPEN ENROLLMENT OCCASIONS PROGRAM
 PARTICIPATION BY INSTITUTION WITHIN GRADE
 FISCAL YEAR 85-86

UNIVERSITY OF MINNESOTA

POST-SECONDARY INSTITUTION	GRADE 11							GRADE 12							TOTAL
	1-2	3-5	6-7	8-9	10-11	12+	TOTAL	1-2	3-5	6-7	8-9	10-11	12+	TOTAL	
23-0001 U OF M - MINNEAPOLIS CAMPUS		9	1	1	1	1	13		21		8	1	10	40	53
23-0002 U OF M - ST. PAUL CAMPUS											1			1	1
23-0003 U OF M - CROOKSTON CAMPUS	1	3					4	1	1		1			3	7
23-0004 U OF M - DULUTH CAMPUS		5				1	6	1	9	1	5		7	23	29
23-0005 U OF M - MORRIS CAMPUS		1	1				2	1	6			3	3	13	15
23-0006 U OF M - WASECA CAMPUS			1			1	2	2	1	1			3	7	9
23-0007 U OF M - EXTENSION	1	24	1	2	1	3	32	2	43		3	4	8	60	92
23-0008 U OF M - CORRESPONDENCE		15				1	16	1	22		4	1	1	29	45
TOTAL	2	57	4	3	2	7	75	8	103	2	22	9	32	176	251

MINNESOTA STATE DEPARTMENT OF EDUCATION
 POST-SECONDARY OPEN ENROLLMENT OJNS PROGRAM
 PARTICIPATION BY INSTITUTION WITHIN GRADE
 FISCAL YEAR 85-86

PRIVATE INSTITUTIONS

POST-SECONDARY INSTITUTION	GRADE 11						GRADE 12						TOTAL		
	1-2	3-5	6-7	8-9	10-11	12+	TOTAL	1-2	3-5	6-7	8-9	10-11		12+	TOTAL
24-0002 BETHEL COLLEGE						6	6								
24-0004 COLLEGE OF ST. BENEDICT	1						1					1	10	14	20
24-0005 COLLEGE OF ST. CATHERINE							1							4	5
24-0006 COLLEGE OF ST. SCHOLASTICA		3			2		5				2			4	9
24-0007 COLLEGE OF ST. TERESA		1					1				1			7	8
24-0008 COLLEGE OF ST. THOMAS		1					1			2	1			4	5
24-0009 CONCORDIA COLLEGE - MOORHEAD		3					3				2			10	13
24-0010 CONCORDIA COLLEGE - ST. PAUL		1					1						2	6	7
24-0011 GUSTAVUS ADOLPHUS COLLEGE														1	1
24-0012 HAMLINE UNIVERSITY		2					2							9	11
24-0013 MACALESTER COLLEGE		5	2				7							10	17
24-0014 MPLS COLLEGE OF ART & DESIGN		1					1							3	4
24-0018 NORTHWESTERN COLLEGE			1				1	1		2				5	6
TOTAL	1	17	3	2		8	31	1	35	11	11	1	23	82	113

MINNESOTA STATE DEPARTMENT OF EDUCATION
 POST-SECONDARY OPEN ENROLLMENT OPTIONS PROGRAM
 PARTICIPATION BY INSTITUTION WITHIN GRADE
 FISCAL YEAR 85-86

SUMMARY TOTALS

POST-SECONDARY INSTITUTION

	GRADE 11							GRADE 12							TOTAL
	1-2	3-5	6-7	8-9	10-11	12+	TOTAL	1-2	3-5	6-7	8-9	10-11	12+	TOTAL	
AREA VO-TECH INSTITUTES	1	1	4	5		24	35	4	8	20	14	3	57	106	141
COMMUNITY COLLEGES	9	73	19	20	6	70	197	14	215	72	69	27	210	607	804
STATE UNIVERSITY		64	4	17	2	21	108	3	139	4	55	9	81	291	399
UNIVERSITY OF MINNESOTA	2	57	4	3	2	7	75	8	103	2	22	9	32	176	251
PRIVATE INSTITUTION	1	17	3	2		8	31	1	35	11	11	1	23	82	113
TOTAL	13	212	34	47	10	130	446	30	500	109	171	49	403	1,262	1,708

AREA VO-TECH INSTITUTES

POST-SECONDARY INSTITUTION	NUMBER OF DISTRICTS INVOLVED			
04-0001 MINNEAPOLIS AVTI	1	001		
04-0022 DETROIT LAKES AVTI	3	021	022	023
04-0077 MANKATO AVTI	2	391	394	
04-0152 MOORHEAD AVTI	1	152		
04-0181 BRAINERD AVTI	3	001	181	182
04-0241 ALBERT LEA AVTI	1	241		
04-0250 RED WING AVTI	1	250		
04-0324 JACKSON AVTI	1	417		
04-0423 HUTCHINSON AVTI	4	111	422	423 466
04-0535 ROCHESTER AVTI	4	204	255	531 533
04-0564 THIEF RIVER FALLS AVTI	3	597	628	630
04-0578 PINE CITY AVTI	2	091	097	
04-0583 PIPESTONE AVTI	1	583		
04-0625 ST. PAUL AVTI	1	625		
04-0656 FARIBAULT AVTI	2	394	761	
04-0709 DULUTH AVTI	2	094	097	
04-0742 ST. CLOUD AVTI	3	047	742	748
04-0819 WADENA AVTI	4	182	309	549 819
04-0861 WINONA AVTI	2	857	861	
04-0891 CANBY AVTI	1	891		
04-0894 GRANITE FALLS AVTI	2	654	894	
04-0916 916 AVTI	2	625	831	

District Information by Postsecondary Institutions

MINNESOTA STATE DEPARTMENT OF EDUCATION
 POST-SECONDARY OPEN ENROLLMENT OF DISTRICTS PROGRAM
 DISTRICT INVOLVED
 FISCAL YEAR 85-86

COMMUNITY COLLEGES

POST-SECONDARY INSTITUTION	NUMBER OF DISTRICTS INVOLVED																					
21-0001 ANOKA-RAMSEY COMMUNITY COLLEGE	14	011	013	014	015	016	138	282	314	333	477	621	728	879	911							
21-0002 AUSTIN COMMUNITY COLLEGE	5	203	241	492	500	756																
21-0003 BRAINERD COMMUNITY COLLEGE	6	001	116	117	181	182	911															
21-0004 FERGUS FALLS COMM. COLLEGE	7	023	206	261	542	544	548	550														
21-0005 HIBBING COMMUNITY COLLEGE	4	317	319	701	710																	
21-0006 INVER HILLS COMMUNITY COLLEGE	11	006	016	191	195	196	197	199	200	466	625	833										
21-0007 ITASCA COMMUNITY COLLEGE	8	002	004	118	316	317	318	319	698													
21-0008 LAKEWOOD COMMUNITY COLLEGE	9	621	622	623	624	625	831	832	833	834												
21-0009 MESABI COMMUNITY COLLEGE	6	691	693	697	706	708	710															
21-0010 MINNEAPOLIS COMMUNITY COLLEGE	8	001	270	271	281	286	625	728	879													
21-0011 NORMANDALE COMMUNITY COLLEGE	17	001	110	111	112	191	194	196	270	271	272	273	276	280	283	394	719	720				
21-0012 NORTH HENNEPIN COMMUNITY COLLEGE	14	001	011	016	270	272	279	281	284	286	466	728	877	879	883							
21-0013 NORTHLAND COMMUNITY COLLEGE	6	354	444	447	561	564	628															
21-0014 RAINY RIVER COMMUNITY COLLEGE	3	361	362	363																		
21-0015 ROCHESTER COMMUNITY COLLEGE	13	204	205	227	255	495	531	533	534	535	806	813	857	858								
21-0016 VERMILION COMMUNITY COLLEGE	3	692	696	708																		
21-0017 WILLMAR COMMUNITY COLLEGE	9	341	345	346	347	465	736	737	775	777												
21-0018 WORTHINGTON COMMUNITY COLLEGE	4	504	511	513	518																	



Minnesota Department of Education

Capitol Square 550 Cedar Street Saint Paul, Minnesota 55101

Phone:

Education Aids and Levies

February 11, 1986

Postsecondary Enrollment Options (PEO) - Estimated Fiscal Impact - FY 1986

The estimated annual fiscal impact on district revenues attributed to the 1985-86 student participation in the Postsecondary Enrollment Options (PEO) program is attached. Postsecondary payments are expressed as a percentage of district revenue in four categories and are shown in the four rightmost columns:

1. Total District Operating Revenue (OPER REV)
2. Foundation Revenue - K thru 12
3. Foundation Revenue - 11 and 12
4. Foundation Revenue - PEO Participants

The data in the other columns is defined as follows:

Total Operating Revenue - Estimated state aid entitlements plus certified levies for the general, transportation, and community education funds, excluding appropriated levies (e.g., statutory operating debt, school bus purchase).

Foundation Revenue - K-12 - Total estimated state foundation aid plus certified foundation program levies.

Foundation Revenue - 11-12 - Total foundation revenue times the ratio of actual pupil units in grades 11 and 12 to total actual pupil units.

Foundation Revenue - PEO - Total foundation revenue times the ratio of actual pupil units in PEO program to total actual pupil units.

Amount Paid to Postsecondary Institutions (PSI) - Annual projection of payments computed in accordance with Minn. Stat. 123.3514, Subd. 6, and based on:

- (a) an estimate of the FY 1986 formula allowance plus tier revenue,
- (b) the reported first term high school course enrollment ratio, and
- (c) the reported estimate of first term postsecondary costs under this program.

The estimated amount paid for each student is equal to the lesser of:

- (a) the estimated annual postsecondary costs for a student, assuming that students will maintain the same postsecondary course load throughout the year, or
- (b) the total foundation allowance for the student (basic plus tier), times the proportion of the student's high school day not in credit courses at the high school. This assumes that the student maintains the same high school course enrollment throughout the year.

(over)

For further information regarding the collection and reporting of program data or the computation of program entitlements and adjustments, please contact Mr. Jesse Lewis, Education Aids and Levies, at 612/296-9613. For general program information, please contact Ms. Jessie Montano, Program Director, at 612/296-4900.

JL:pt

MINNESOTA STATE DEPARTMENT OF EDUCATION
 POSTSECONDARY OPEN ENROLLMENT OPTIONS PROGRAM
 ESTIMATED FISCAL IMPACT 85-86

DISTRICT NAME	TOTAL OPERATING REVENUE	FOUNDATION REVENUE K-12	FOUNDATION REVENUE 11-12	FOUNDATION REVENUE PEO	AMOUNT PAID TO PSI	***** OPER REV	PERCENTAGE OF ***** -----FOUNDATION-----		
							K-12	11-12	PEO
0001-01 AITKIN	4,045,000	3,169,245	609,288	8,644	3,269	0.08	0.10	0.54	37.82
0001-03 MINNEAPOLIS	144,054,290	110,118,861	19,974,391	304,371	75,730	0.05	0.07	0.38	24.88
0002-01 HILL CITY	1,058,239	832,506	156,621	15,048	7,163	0.68	0.86	4.57	47.60
0004-01 MC GREGOR	1,903,285	1,461,786	256,567	2,734	1,745	0.09	0.12	0.68	63.83
0006-03 SOUTH ST. PAUL	9,331,101	7,952,175	1,591,710	6,265	2,963	0.03	0.04	0.19	47.29
0011-01 ANOKA	67,759,958	70,130,094	12,947,680	74,830	32,981	0.04	0.05	0.25	44.07
0012-01 CENTENNIAL	9,060,803	7,258,498	1,083,378	2,915	2,810	0.03	0.04	0.26	96.40
0013-01 COLUMBIA HEIGHTS	12,428,249	9,732,040	1,991,407	25,092	11,983	0.10	0.12	0.60	47.76
0014-01 FRIDLEY	9,203,774	6,978,440	1,611,414	8,969	4,852	0.05	0.07	0.30	54.10
0015-01 ST. FRANCIS	11,752,227	8,723,682	1,547,346	13,147	4,663	0.04	0.05	0.30	35.47
0016-01 SPRING LAKE PARK	11,873,211	9,573,600	1,623,050	11,744	2,592	0.02	0.03	0.14	22.07
0021-01 AUDUBON	1,060,595	852,412	165,088	2,719	1,023	0.10	0.12	0.62	37.62
0022-01 DETROIT LAKES	7,633,659	6,412,933	1,301,730	5,704	2,390	0.03	0.04	0.18	41.90
0023-01 FRAZEE	3,645,297	2,877,729	521,987	42,166	8,798	0.24	0.31	1.69	20.87
0024-01 LAKE PARK	1,333,110	1,036,154	212,997	0	0	0.00	0.00	0.00	0.00
0025-01 PINE POINT	252,547	0	0	0	0	0.00	0.00	0.00	0.00
0031-01 BEMIDJI	13,564,497	10,971,519	1,914,570	149,534	59,647	0.43	0.54	3.12	39.89
0032-01 BLACKDUCK	2,145,097	1,684,528	316,678	0	0	0.00	0.00	0.00	0.00
0036-01 KELLIHER	849,467	664,811	146,872	11,481	2,473	0.29	0.37	1.68	21.54
0038-01 RED LAKE	3,568,920	2,895,450	349,633	4,064	471	0.01	0.02	0.13	11.59
0047-01 SAUK RAPIDS	6,685,638	5,277,915	950,402	22,337	5,973	0.09	0.11	0.63	26.74
0051-01 FOLEY	4,140,745	3,321,941	633,468	5,047	1,189	0.03	0.04	0.19	23.56
0057-01 BEARDSLEY	435,649	290,940	63,751	0	0	0.00	0.00	0.00	0.00
0058-01 CLINTON	683,122	440,375	88,969	0	0	0.00	0.00	0.00	0.00
0060-01 GRACEVILLE	797,226	637,416	136,086	0	0	0.00	0.00	0.00	0.00
0062-01 ORTONVILLE	2,095,340	1,677,518	368,442	0	0	0.00	0.00	0.00	0.00
0070-01 LAKE CRYSTAL	2,005,901	1,444,208	265,471	16,642	3,702	0.18	0.26	1.39	22.24
0072-01 MAPLETON	1,539,162	1,295,057	217,034	0	0	0.00	0.00	0.00	0.00
0075-01 ST. CLAIR	1,673,674	1,038,415	204,156	19,019	2,113	0.13	0.20	1.03	11.11
0077-01 MANKATO	18,350,483	14,598,565	2,850,049	49,277	8,454	0.05	0.06	0.30	17.16
0078-01 GARDEN CITY	1,804,144	1,252,279	259,310	8,515	4,126	0.23	0.33	1.59	48.46
0079-01 AMBOY-GOOD THUNDER	1,127,643	696,615	134,611	0	0	0.00	0.00	0.00	0.00
0081-01 COMFREY	926,178	565,200	126,123	0	0	0.00	0.00	0.00	0.00
0084-01 SLEEPY EYE	2,147,162	1,489,687	306,124	11,301	4,978	0.23	0.33	1.63	44.05
0085-01 SPRINGFIELD	1,552,641	1,237,377	304,320	0	0	0.00	0.00	0.00	0.00
0068-01 NEW ULM	3,350,510	2,244,996	1,318,861	5,840	1,556	0.02	0.02	0.12	26.64
0091-01 BARNUM	1,966,458	1,631,634	317,274	5,798	3,703	0.19	0.23	1.17	63.87
0093-01 CARLTON	2,471,011	1,995,221	402,878	0	0	0.00	0.00	0.00	0.00
0094-01 CLOQUET	6,862,245	5,675,206	1,212,017	9,321	5,376	0.08	0.09	0.44	57.68
0095-01 CROMWELL	1,023,674	836,903	152,802	0	0	0.00	0.00	0.00	0.00
0097-01 MOOSE LAKE	2,031,321	1,663,170	333,690	15,458	6,420	0.32	0.39	1.92	41.53
0099-01 ESKO	2,704,455	2,220,064	415,520	11,407	5,879	0.22	0.26	1.41	51.54
0100-01 WRENSHALL	1,237,288	843,718	139,970	2,643	1,432	0.12	0.17	1.02	54.18
0108-01 NORWOOD	2,571,421	1,802,958	433,758	0	0	0.00	0.00	0.00	0.00
0110-01 WACONIA	4,056,662	2,865,560	779,610	2,910	1,472	0.04	0.05	0.19	50.58
0111-01 WATERTOWN-MAYER	2,943,691	2,280,547	428,239	7,596	5,410	0.18	0.24	1.26	71.22
0112-01 CHASKA	9,613,590	7,404,398	1,503,120	5,742	2,313	0.02	0.03	0.15	40.28
0114-01 BACKUS	993,395	831,554	155,052	0	0	0.00	0.00	0.00	0.00
0115-01 CASS LAKE	2,600,007	2,009,718	329,436	20,163	6,760	0.26	0.34	2.05	33.53
0116-01 PILLAGER	1,444,832	1,147,809	214,397	19,715	8,515	0.59	0.74	3.97	43.19

MINNESOTA STATE DEPARTMENT OF EDUCATION
 POSTSECONDARY OPEN ENROLLMENT OPTIONS PROGRAM
 ESTIMATED FISCAL IMPACT 85-86

DISTRICT NAME	TOTAL OPERATING REVENUE	FOUNDATION REVENUE K-12	FOUNDATION REVENUE 11-12	FOUNDATION REVENUE PEO	AMOUNT PAID TO PSI	***** OPER REV	PERCENTAGE OF -----FOUNDATION----- K-12 11-12 PEO
0117-01 PINE RIVER	2,450,647	2,132,459	361,466	11,740	2,853	0.12	0.13 0.79 24.30
0118-01 REMEP	2,161,816	1,612,608	293,545	9,060	3,767	0.17	0.23 1.28 41.58
0119-01 WALKER	2,248,478	1,716,047	333,064	2,696	2,126	0.09	0.12 0.64 78.86
0126-01 CLARA CITY	1,091,592	872,283	178,049	0	0	0.00	0.00 0.00 0.00
0127-01 MAYNARD	816,025	564,539	116,171	0	0	0.00	0.00 0.00 0.00
0128-01 MILAN	997,295	570,090	114,826	0	0	0.00	0.00 0.00 0.00
0129-01 MONTEVIDEO	4,578,480	3,748,756	632,172	2,774	1,989	0.04	0.05 0.31 71.70
0138-01 NORTH BRANCH	6,236,554	5,118,002	873,588	2,546	849	0.01	0.02 0.10 33.35
0139-01 RUSH CITY	2,357,103	1,949,907	350,975	0	0	0.00	0.00 0.00 0.00
0140-01 TAYLORS FALLS	931,530	773,406	154,806	0	0	0.00	0.00 0.00 0.00
0141-01 CHISAGO LAKES	5,862,637	4,796,633	876,314	0	0	0.00	0.00 0.00 0.00
0145-01 GLYNDON	2,220,222	1,482,053	298,447	0	0	0.00	0.00 0.00 0.00
0146-01 BARNESVILLE	2,904,360	2,125,195	425,335	5,564	2,158	0.07	0.10 0.51 38.79
0147-01 DILWORTH	1,432,364	1,268,661	208,681	2,932	496	0.03	0.04 0.24 16.92
0150-01 HAWLEY	2,035,565	1,580,051	257,268	0	0	0.00	0.00 0.00 0.00
0152-01 MOORHEAD	13,819,386	10,462,934	1,975,256	68,097	16,945	0.12	0.16 0.86 24.88
0158-01 GONVICK	315,409	506,940	107,343	0	0	0.00	0.00 0.00 0.00
0161-01 CLEARBROOK	1,300,551	971,304	162,998	11,815	6,727	0.52	0.69 4.13 56.94
0162-01 BAGLEY	4,158,484	3,236,274	553,712	0	0	0.00	0.00 0.00 0.00
0166-01 COOK COUNTY	2,058,936	1,475,983	282,721	26,218	12,966	0.63	0.88 4.59 49.45
0173-01 MOUNTAIN LAKE	1,731,728	1,216,824	250,858	2,785	391	0.02	0.03 0.16 14.04
0175-01 WESTBROOK	1,110,779	771,105	163,547	0	0	0.00	0.00 0.00 0.00
0177-01 WINDOM	4,015,398	3,066,294	609,931	0	0	0.00	0.00 0.00 0.00
0178-01 STORDEN-JEFFERS	1,100,077	813,249	139,740	0	0	0.00	0.00 0.00 0.00
0181-01 BRAINEPD	10,772,449	13,525,332	2,544,208	188,485	64,599	0.39	0.48 2.54 34.27
0182-01 CROSBY	4,560,658	3,757,744	618,983	59,618	25,055	0.55	0.67 4.05 42.03
0186-01 PEQUOT LAKES	2,493,409	2,086,630	416,673	0	0	0.00	0.00 0.00 0.00
0191-01 BURNSVILLE	26,949,302	21,640,103	4,378,093	26,284	10,521	0.04	0.05 0.24 40.03
0192-01 FARMINGTON	5,359,379	4,781,749	358,668	0	0	0.00	0.00 0.00 0.00
0194-01 LAKEVILLE	8,951,386	7,114,659	1,473,737	8,162	2,745	0.03	0.04 0.19 33.63
0195-01 RANDOLPH	1,207,353	797,725	161,738	13,568	1,455	0.12	0.18 0.90 10.72
0196-01 ROSEMOUNT	37,727,035	32,561,921	5,761,870	29,854	16,435	0.04	0.05 0.29 55.05
0197-01 WEST ST. PAUL	12,355,551	9,916,533	2,299,231	11,597	2,136	0.02	0.02 0.09 18.42
0199-01 INVER GROVE	9,877,493	8,145,955	1,551,930	33,925	6,193	0.06	0.08 0.40 18.25
0200-01 HASTINGS	11,925,327	9,896,513	2,213,004	16,777	4,420	0.04	0.04 0.20 26.35
0201-01 CLAREMONT	746,266	508,524	87,344	0	0	0.00	0.00 0.00 0.00
0202-01 DODGE CENTER	1,641,349	1,398,439	239,095	0	0	0.00	0.00 0.00 0.00
0203-01 HAYFIELD	2,704,466	2,223,879	416,236	2,768	1,411	0.05	0.06 0.34 50.98
0204-01 KASSON-MANTORVILLE	3,300,854	2,773,903	436,904	5,314	1,290	0.04	0.05 0.30 24.28
0205-01 WEST CONCORD	1,485,349	1,052,169	219,801	8,174	2,932	0.20	0.28 1.33 35.87
0206-01 ALEXANDRIA	10,639,971	8,523,054	1,776,015	2,762	1,698	0.02	0.02 0.10 61.48
0207-01 BRANDON	1,255,766	977,518	178,526	0	0	0.00	0.00 0.00 0.00
0208-01 EVANSVILLE	793,518	612,946	125,371	0	0	0.00	0.00 0.00 0.00
0209-01 KENSINGTON	514,453	433,187	88,444	0	0	0.00	0.00 0.00 0.00
0213-01 OSAKIS	1,655,609	1,332,354	302,277	0	0	0.00	0.00 0.00 0.00
0217-01 BRICELYN	495,865	421,420	93,558	0	0	0.00	0.00 0.00 0.00
0218-01 DELAVAN	309,619	367,761	90,171	0	0	0.00	0.00 0.00 0.00
0219-01 ELMORE	712,601	545,933	109,834	0	0	0.00	0.00 0.00 0.00
0222-01 KIESTER	851,378	523,001	93,331	0	0	0.00	0.00 0.00 0.00
0223-01 MINNESOTA LAKE	851,693	584,060	104,967	0	0	0.00	0.00 0.00 0.00

MINNESOTA STATE DEPARTMENT OF EDUCATION
 POST-SECONDARY OPEN ENROLLMENT OPTIONS PROGRAM
 ESTIMATED FISCAL IMPACT 85-86

DISTRICT NAME	TOTAL OPERATING REVENUE	FOUNDATION REVENUE K-12	FOUNDATION REVENUE 11-12	FOUNDATION REVENUE PEO	AMOUNT PAID TO PSI	***** OPER REV	PERCENTAGE OF -----FOUNDATION----- K-12 11-12	***** PEO
0224-01 WELLS	1,911,793	1,554,276	346,296	0	0	0.00	0.00	0.00
0225-01 WINNEBAGO	1,146,423	257,165	139,348	0	0	0.00	0.00	0.00
0227-01 CHATFIELD	2,453,123	2,087,383	434,332	8,230	865	0.04	0.04	0.20
0228-01 HARMONY	1,210,630	985,245	210,869	0	0	0.00	0.00	0.00
0229-01 LANESBORO	1,204,352	911,518	140,946	0	0	0.00	0.00	0.00
0232-01 PETERSON	747,335	492,356	105,667	0	0	0.00	0.00	0.00
0233-01 PRESTON	1,530,234	1,152,310	202,560	0	0	0.00	0.00	0.00
0234-01 RUSHFORD	1,760,029	1,407,128	205,665	0	0	0.00	0.00	0.00
0236-01 WYKOFF	814,375	574,977	116,177	0	0	0.00	0.00	0.00
0237-01 SPRING VALLEY	2,070,110	1,702,647	340,811	0	0	0.00	0.00	0.00
0238-01 MAHEL-CANTON	1,323,039	1,057,127	256,999	0	0	0.00	0.00	0.00
0240-01 BLUE EARTH	3,023,067	2,493,512	504,709	0	0	0.00	0.00	0.00
0241-01 ALBERT LEA	14,187,000	11,152,111	2,256,062	26,309	9,900	0.07	0.09	0.44
0242-01 ALDEN	927,237	775,821	161,878	0	0	0.00	0.00	0.00
0243-01 EMMONS	593,773	412,905	96,737	0	0	0.00	0.00	0.00
0244-01 FREEBORN	736,686	528,206	132,139	0	0	0.00	0.00	0.00
0245-01 GLENVILLE	1,302,399	1,043,225	240,828	0	0	0.00	0.00	0.00
0252-01 CANNON FALLS	3,891,469	3,229,005	556,350	0	0	0.00	0.00	0.00
0253-01 GOODHUE	1,533,719	1,212,894	269,829	0	0	0.00	0.00	0.00
0254-01 KENYON	1,708,855	1,453,252	328,938	0	0	0.00	0.00	0.00
0255-01 PINE ISLAND	2,843,906	2,230,188	420,301	5,525	999	0.04	0.04	0.24
0256-01 RED WING	8,774,191	6,703,515	1,311,523	36,736	7,769	0.09	0.12	0.59
0258-01 WANAMUNGO	1,155,713	755,509	174,026	0	0	0.00	0.00	0.00
0260-01 ZUMBROTA	2,232,579	1,576,236	293,326	0	0	0.00	0.00	0.00
0261-01 ASHBY	768,323	639,458	120,674	22,619	3,512	0.46	0.55	2.91
0262-01 BARRETT	484,753	344,904	67,275	0	0	0.00	0.00	0.00
0263-01 ELBOW LAKE	1,452,670	1,135,509	224,610	0	0	0.00	0.00	0.00
0264-01 HERMAN	1,034,893	761,006	118,357	0	0	0.00	0.00	0.00
0265-01 HOFFMAN	676,574	554,367	102,145	0	0	0.00	0.00	0.00
0270-01 HOPKINS	26,044,665	18,186,761	4,009,204	89,689	23,939	0.09	0.13	0.60
0271-01 BLOOMINGTON	42,521,891	32,607,324	7,793,754	15,540	4,538	0.01	0.01	0.06
0272-01 EDEN PRAIRIE	13,649,644	10,039,161	1,745,298	10,970	4,443	0.03	0.04	0.25
0273-01 EDINA	23,540,494	15,511,659	4,062,501	6,270	3,231	0.01	0.02	0.08
0276-01 MINNETONKA	19,308,866	13,364,575	3,109,174	18,195	9,176	0.05	0.07	0.30
0277-01 WESTONKA	3,594,472	6,676,597	1,371,514	9,247	2,239	0.03	0.03	0.16
0278-01 ORONO	7,200,027	5,063,595	1,161,356	3,076	727	0.01	0.01	0.06
0279-01 OSSEO	43,779,780	38,652,412	6,866,504	105,323	36,356	0.07	0.09	0.53
0280-01 RICHFIELD	17,116,991	12,436,357	2,905,293	6,419	1,102	0.01	0.01	0.04
0281-01 ROXBURNSDALE	50,320,072	36,715,694	8,363,906	88,876	30,385	0.06	0.08	0.36
0282-01 ST. ANTHONY-NEW BRIGHTON	4,050,973	2,717,303	701,594	6,434	1,426	0.04	0.05	0.20
0283-01 ST. LOUIS PARK	19,042,566	11,723,543	2,776,158	13,470	2,618	0.01	0.02	0.09
0284-01 WAYZATA	19,372,011	15,157,935	3,476,139	29,557	16,263	0.08	0.11	0.47
0286-01 BROOKLYN CENTER	4,699,802	3,762,326	665,193	13,371	3,656	0.08	0.10	0.55
0294-01 HOUSTON	1,434,575	1,266,369	250,421	2,780	391	0.03	0.03	0.16
0297-01 SPRING GROVE	1,254,149	1,085,246	196,882	0	0	0.00	0.00	0.00
0299-01 CALEDONIA	2,802,838	2,177,973	596,433	0	0	0.00	0.00	0.00
0300-01 LA CRESCENT	3,513,156	3,128,444	671,498	0	0	0.00	0.00	0.00
0301-01 AKELEY	323,234	660,243	128,997	9,494	6,002	0.72	0.91	4.65
0306-01 LAPORTE	602,790	594,165	102,828	2,916	1,423	0.18	0.24	1.38
0308-01 NEVIS	1,042,156	790,731	161,441	0	0	0.00	0.00	0.00

MINNESOTA STATE DEPARTMENT OF EDUCATION
 POSTSECONDARY OPEN ENROLLMENT OPTIONS PROGRAM
 ESTIMATED FISCAL IMPACT 85-86

DISTRICT NAME	TOTAL	FOUNDATION	FOUNDATION	FOUNDATION	AMOUNT PAID TO PSI	***** OPER REV	***** PERCENTAGE OF *****		
	OPERATING REVENUE	REVENUE K-12	REVENUE 11-12	REVENUE PEO			-----FOUNDATION-----	K-12	11-12
0309-01 PARK RAPIDS	5,743,646	4,809,219	864,525	12,240	4,753	0.08	0.10	0.55	38.83
0314-01 BRAHAM	2,934,453	2,393,816	465,167	2,926	656	0.02	0.03	0.14	22.42
0316-01 COLERAINE	5,668,591	4,660,825	792,383	25,428	5,354	0.09	0.11	0.68	21.06
0317-01 DEER RIVER	3,487,364	2,564,356	463,865	9,471	5,030	0.14	0.20	1.08	59.38
0318-01 GRAND RAPIDS	14,573,977	11,293,039	2,207,029	25,658	7,683	0.05	0.07	0.35	29.94
0319-01 NASHWAUK-KEEWATIN	3,006,759	2,363,690	405,091	25,691	10,439	0.35	0.44	2.58	40.63
0323-02 FRANCONIA	71,737	53,080	14,290	0	0	0.00	0.00	0.00	0.00
0324-01 JACKSON	3,176,976	2,567,892	474,239	0	0	0.00	0.00	0.00	0.00
0325-01 LAKEFIELD	1,549,698	1,096,559	194,334	0	0	0.00	0.00	0.00	0.00
0328-01 SIOUX VALLEY	375,434	234,246	78,910	0	0	0.00	0.00	0.00	0.00
0330-01 HERON LAKE-OKASENA	1,254,454	998,595	222,806	0	0	0.00	0.00	0.00	0.00
0332-01 MORA	4,032,313	3,294,402	571,946	0	0	0.00	0.00	0.00	0.00
0333-01 OGILVIE	1,826,646	1,510,914	265,973	2,743	1,350	0.07	0.09	0.51	49.22
0341-01 ATWATER	1,650,110	1,316,383	233,303	5,544	2,896	0.18	0.22	1.24	52.24
0345-01 NEW LONDON-SPICER	3,924,833	3,134,876	524,403	8,157	1,612	0.04	0.05	0.31	19.76
0346-01 RAYMOND	882,616	697,129	116,111	10,869	1,415	0.16	0.20	1.22	13.02
0347-01 WILLMAR	11,636,361	8,832,540	1,735,698	19,788	5,356	0.05	0.06	0.31	27.07
0351-01 HALLOCK	1,134,378	792,458	130,035	0	0	0.00	0.00	0.00	0.00
0352-01 HUMBOLDT	567,817	250,150	53,784	0	0	0.00	0.00	0.00	0.00
0353-01 KARLSTAD	1,206,723	956,359	212,929	0	0	0.00	0.00	0.00	0.00
0354-01 KENNEDY	778,175	424,180	86,591	8,829	624	0.08	0.15	0.72	7.07
0356-01 LANCASTER	751,523	454,008	87,180	0	0	0.00	0.00	0.00	0.00
0361-01 INTERNATIONAL FALLS	6,975,624	5,302,623	1,135,952	40,599	9,662	0.13	0.16	0.80	22.32
0362-01 LITTLEFOPK-BIG FALLS	1,461,693	1,171,369	220,803	22,878	6,927	0.47	0.59	3.14	30.28
0365-01 SOUTH KOUCHEICING	1,441,901	1,087,689	248,077	3,320	2,004	0.14	0.18	0.81	60.36
0371-01 BELLINGHAM	734,528	471,633	104,008	0	0	0.00	0.00	0.00	0.00
0376-01 MARIETTA-NASSAU	492,570	308,394	51,608	0	0	0.00	0.00	0.00	0.00
0377-01 MADISON	1,622,318	1,357,002	259,721	0	0	0.00	0.00	0.00	0.00
0378-01 DAWSON	2,029,456	1,607,792	274,164	31,419	4,806	0.24	0.30	1.75	15.30
0361-01 LAKE SUPERIOR	7,560,152	6,078,748	1,193,541	8,769	2,087	0.03	0.03	0.17	23.80
0390-01 LAKE OF THE WOODS	2,023,948	1,566,328	267,133	2,954	621	0.03	0.04	0.23	21.02
0391-01 CLEVELAND	1,217,034	1,008,952	173,833	8,070	3,151	0.26	0.31	1.81	39.05
0392-01 LE CENTER	1,868,639	1,592,562	336,055	11,287	3,277	0.18	0.21	0.98	29.03
0393-01 LE SUEUR	2,935,682	2,489,583	560,910	2,833	2,797	0.10	0.11	0.50	98.73
0394-01 MONTGOMERY	2,601,719	2,110,402	515,783	43,229	28,219	1.08	1.34	5.47	65.28
0395-01 WATERVILLE	2,351,600	1,973,594	333,960	0	0	0.00	0.00	0.00	0.00
0402-01 HENDRICKS	603,962	503,748	127,003	14,005	2,388	0.40	0.47	1.88	17.05
0403-01 IVANHOE	1,013,955	834,735	131,507	5,472	1,021	0.10	0.12	0.78	18.66
0404-01 LAKE BENTON	899,102	635,319	112,574	22,014	3,347	0.37	0.53	2.97	15.20
0408-01 VERDI	323,498	201,044	37,736	0	0	0.00	0.00	0.00	0.00
0409-01 TYLER	1,216,998	988,924	156,746	2,669	1,813	0.15	0.18	1.16	67.93
0411-01 BALATON	871,979	693,432	145,996	0	0	0.00	0.00	0.00	0.00
0412-01 COTTONWOOD	1,159,803	900,432	169,908	2,444	1,901	0.16	0.21	1.12	77.78
0413-01 MARSHALL	5,835,638	4,772,947	1,044,393	45,737	20,894	0.36	0.44	2.00	45.68
0414-01 MINNEOTA	1,303,374	1,042,798	293,140	0	0	0.00	0.00	0.00	0.00
0415-01 LYND	559,367	445,940	65,930	0	0	0.00	0.00	0.00	0.00
0417-01 TRACY	2,434,651	2,040,020	483,212	8,414	1,339	0.05	0.07	0.27	15.91
0418-01 RUSSELL	500,414	418,527	74,302	0	0	0.00	0.00	0.00	0.00
0421-01 BROWNTON	997,906	802,956	140,630	0	0	0.00	0.00	0.00	0.00
0422-01 GLENCOE	4,104,473	3,330,415	729,904	5,776	1,876	0.05	0.06	0.26	32.48

MINNESOTA STATE DEPARTMENT OF EDUCATION
 POSTSECONDARY OPEN ENROLLMENT OPTIONS PROGRAM
 ESTIMATED FISCAL IMPACT 85-86

DISTRICT NAME	TOTAL OPERATING REVENUE	FOUNDATION REVENUE K-12	FOUNDATION REVENUE 11-12	FOUNDATION REVENUE PEO	AMOUNT PAID TO PSI	***** OPER REV	PERCENTAGE OF FOUNDATION K-12	PERCENTAGE OF FOUNDATION 11-12	PERCENTAGE OF FOUNDATION PEO
0423-01 HUTCHINSON	6,857,669	5,796,654	1,164,471	39,221	12,329	0.18	0.21	1.06	31.43
0424-01 LESTER PRAIRIE	1,201,948	1,017,828	175,013	0	0	0.00	0.00	0.00	0.00
0425-01 SILVER LAKE	1,031,617	788,942	165,594	0	0	0.00	0.00	0.00	0.00
0426-01 STEWART	855,217	617,430	99,656	0	0	0.00	0.00	0.00	0.00
0427-01 WINSTED	736,714	404,218	69,839	0	0	0.00	0.00	0.00	0.00
0432-01 MAHNOMEN	2,316,530	2,055,403	393,304	0	0	0.00	0.00	0.00	0.00
0433-01 WAUBUN	2,200,357	1,675,779	266,951	0	0	0.00	0.00	0.00	0.00
0436-01 ALVARADO	608,579	441,959	88,647	0	0	0.00	0.00	0.00	0.00
0437-01 ARGYLE	309,273	593,514	130,826	0	0	0.00	0.00	0.00	0.00
0440-01 MIDDLE RIVER	747,808	542,951	105,277	0	0	0.00	0.00	0.00	0.00
0441-01 NEWFOLDEN	1,364,184	1,081,584	163,346	0	0	0.00	0.00	0.00	0.00
0442-01 OSLO	366,719	293,017	64,132	0	0	0.00	0.00	0.00	0.00
0443-01 STEPHEN	928,164	720,766	141,419	0	0	0.00	0.00	0.00	0.00
0444-01 STRANDQUIST	496,007	239,533	43,320	2,754	1,388	0.28	0.58	3.20	50.40
0446-01 WARREN	1,924,930	1,493,482	257,301	0	0	0.00	0.00	0.00	0.00
0447-01 GRYGLA	967,964	723,080	116,261	2,968	1,693	0.17	0.23	1.46	57.04
0451-01 CEYLON	737,784	466,126	73,320	0	0	0.00	0.00	0.00	0.00
0453-01 EAST CHAIN	742,569	452,263	93,104	0	0	0.00	0.00	0.00	0.00
0454-01 FAIRMONT	5,853,305	4,808,911	974,899	0	0	0.00	0.00	0.00	0.00
0456-01 SHERBURN	1,440,605	1,080,349	208,515	0	0	0.00	0.00	0.00	0.00
0457-01 TRIMONT	1,033,206	580,661	130,473	0	0	0.00	0.00	0.00	0.00
0458-01 TRUMAN	1,420,007	950,619	192,343	2,581	1,610	0.11	0.17	0.84	62.38
0459-01 WELCOME	865,146	606,005	96,138	0	0	0.00	0.00	0.00	0.00
0460-01 GRANADA-HUNTLEY	1,021,625	632,513	90,906	0	0	0.00	0.00	0.00	0.00
0461-01 COSMOS	859,532	572,916	87,759	0	0	0.00	0.00	0.00	0.00
0463-01 EDEN VALLEY	2,434,940	1,851,195	420,197	0	0	0.00	0.00	0.00	0.00
0464-01 GROVE CITY	719,039	742,657	127,771	0	0	0.00	0.00	0.00	0.00
0465-01 LITCHFIELD	5,470,908	4,461,584	776,625	8,496	3,883	0.07	0.09	0.50	45.70
0466-01 DASSEL-COKATO	4,506,275	3,699,782	679,552	34,858	18,109	0.40	0.49	2.66	51.95
0473-01 ISLE	1,377,067	1,126,984	233,964	0	0	0.00	0.00	0.00	0.00
0477-01 PRINCETON	7,535,984	6,081,285	1,186,642	19,836	5,077	0.07	0.08	0.43	25.59
0480-01 ONAMIA	2,425,753	1,783,840	309,927	0	0	0.00	0.00	0.00	0.00
0482-01 LITTLE FALLS	7,681,344	7,581,497	1,572,980	0	0	0.00	0.00	0.00	0.00
0483-01 MOTLEY	1,395,249	1,116,416	220,165	0	0	0.00	0.00	0.00	0.00
0484-01 PIERZ	2,597,450	1,793,903	508,046	2,502	1,178	0.05	0.07	0.23	47.08
0485-01 ROYALTON	1,756,327	1,575,351	257,311	2,463	987	0.05	0.06	0.38	40.07
0486-01 SWANVILLE	1,268,145	1,024,609	207,734	0	0	0.00	0.00	0.00	0.00
0487-01 UPSALA	1,293,906	1,022,857	206,437	2,825	1,975	0.15	0.19	0.96	69.91
0492-01 AUSTIN	14,060,646	10,566,377	2,147,375	55,957	12,128	0.09	0.11	0.56	21.67
0495-01 GRAND MEADOW	1,058,743	794,372	102,878	2,712	856	0.08	0.11	0.83	31.56
0497-01 LYLE	743,484	570,712	86,001	0	0	0.00	0.00	0.00	0.00
0499-01 LE FOY	1,293,287	847,313	135,063	0	0	0.00	0.00	0.00	0.00
0500-01 SOUTHLAND	2,508,537	1,578,556	346,777	2,849	1,578	0.06	0.10	0.46	55.39
0504-01 SLAYTON	2,325,276	1,857,451	401,043	107,622	23,360	1.00	1.26	5.82	21.71
0505-01 FULDA	1,699,852	1,305,550	239,209	41,761	8,617	0.51	0.66	3.60	20.63
0507-01 NICOLLET	1,397,921	763,246	184,176	2,696	1,910	0.14	0.25	1.04	70.85
0508-01 ST. PETER	5,000,291	4,070,112	754,811	20,687	3,923	0.08	0.10	0.52	18.96
0511-01 ADRIAN	1,599,042	1,334,737	272,270	5,687	785	0.05	0.06	0.29	13.80
0513-01 BREWSTER	769,626	479,711	77,359	8,741	1,259	0.16	0.26	1.63	14.40
0514-01 ELLSWORTH	664,357	474,900	108,828	0	0	0.00	0.00	0.00	0.00

MINNESOTA STATE DEPARTMENT OF EDUCATION
 POSTSECONDARY OPEN ENROLLMENT OPTIONS PROGRAM
 ESTIMATED FISCAL IMPACT 85-86

DISTRICT NAME	TOTAL	FOUNDATION	FOUNDATION	FOUNDATION	AMOUNT PAID TO PSI	***** OPER REV	PERCENTAGE OF ***** FOUNDATION		
	OPERATING REVENUE	REVENUE K-12	REVENUE 11-12	REVENUE PEO			K-12	11-12	PEO
0510-01 ROUND LAKE	520,860	405,185	72,749	0	0	0.00	0.00	0.00	0.00
0518-01 WORTHINGTON	6,860,387	5,161,369	1,058,648	31,937	6,757	0.10	0.13	0.64	21.16
0521-01 ADA	1,443,757	1,172,579	236,747	2,608	736	0.05	0.06	0.31	28.22
0522-01 BORUP	657,662	330,022	59,788	0	0	0.00	0.00	0.00	0.00
0523-01 GARY	794,712	553,235	121,129	0	0	0.00	0.00	0.00	0.00
0524-01 HALSTAD	517,063	349,952	89,906	0	0	0.00	0.00	0.00	0.00
0525-01 HENDRUM	445,598	326,605	64,713	0	0	0.00	0.00	0.00	0.00
0526-01 TWIN VALLEY	1,013,818	796,995	138,764	0	0	0.00	0.00	0.00	0.00
0531-01 BYRON	3,175,862	2,605,478	430,764	10,875	5,736	0.18	0.22	1.33	52.74
0533-01 DOVER-EYOTA	2,250,871	1,775,133	291,431	27,441	2,527	0.11	0.14	0.87	9.21
0534-01 STEWARTVILLE	4,475,796	3,701,956	669,919	8,027	2,251	0.05	0.06	0.34	28.04
0535-01 ROCHESTER	39,367,803	30,313,753	6,400,559	61,026	18,948	0.05	0.06	0.30	31.05
0542-01 BATTLE LAKE	1,467,745	1,169,284	266,461	5,636	726	0.05	0.06	0.27	12.88
0543-01 DEER CREEK	681,535	561,928	97,423	0	0	0.00	0.00	0.00	0.00
0544-01 FERGUS FALLS	3,182,890	2,584,041	1,460,429	116,082	32,456	0.40	0.49	2.22	27.96
0545-01 HENNING	1,407,484	1,115,250	216,786	0	0	0.00	0.00	0.00	0.00
0547-01 PARKERS PRAIRIE	1,608,439	1,460,901	270,345	0	0	0.00	0.00	0.00	0.00
0548-01 PELICAN RAPIDS	2,636,174	2,164,649	401,113	15,454	8,554	0.32	0.40	2.13	55.35
0549-01 PERHAM	3,701,191	2,810,600	607,900	2,600	1,536	0.04	0.05	0.25	54.86
0550-01 UNDERWOOD	1,232,555	993,561	179,428	2,731	1,692	0.14	0.17	0.94	61.96
0553-01 NEW YORK MILLS	2,118,025	1,691,165	308,205	0	0	0.00	0.00	0.00	0.00
0561-01 GOODRIDGE	861,219	605,554	83,162	22,729	9,617	1.12	1.59	11.56	42.31
0564-01 THIEF RIVER FALLS	7,019,427	5,661,714	1,014,610	46,198	8,925	0.13	0.16	0.88	19.32
0566-01 ASKOV	1,153,288	955,234	186,002	0	0	0.00	0.00	0.00	0.00
0570-01 FINLAYSON	768,923	622,528	118,934	0	0	0.00	0.00	0.00	0.00
0573-01 HINCKLEY	2,213,969	1,874,512	333,292	8,165	5,981	0.27	0.32	1.79	73.25
0576-01 SANDSTONE	2,123,903	1,480,645	259,263	0	0	0.00	0.00	0.00	0.00
0577-01 WILLOW RIVER	1,337,962	1,069,676	182,509	0	0	0.00	0.00	0.00	0.00
0578-01 PINE CITY	4,125,460	3,220,350	630,263	0	0	0.00	0.00	0.00	0.00
0581-01 EDGERTON	956,231	648,783	145,409	27,187	3,293	0.33	0.51	2.27	12.13
0582-01 JASPER	740,658	542,326	95,273	0	0	0.00	0.00	0.00	0.00
0583-01 PIPESTONE	3,439,372	2,869,304	518,930	79,190	21,821	0.63	0.76	4.20	27.56
0584-01 RUTHTON	650,679	499,111	121,323	8,294	1,531	0.24	0.31	1.26	18.46
0592-01 CLIMAX	895,269	487,121	93,702	0	0	0.00	0.00	0.00	0.00
0593-01 CROOKSTON	5,147,414	4,496,977	800,154	21,059	3,507	0.07	0.08	0.44	16.65
0595-01 EAST GRAND FORKS	5,132,939	4,411,632	931,942	0	0	0.00	0.00	0.00	0.00
0597-01 ERSKINE	760,703	525,572	121,777	2,812	2,453	0.32	0.47	2.01	87.23
0599-01 FERTILE	1,656,430	1,289,183	297,177	0	0	0.00	0.00	0.00	0.00
0600-01 FISHER	858,162	552,002	112,045	0	0	0.00	0.00	0.00	0.00
0601-01 FOSTON	2,363,471	1,985,627	368,733	2,858	1,417	0.06	0.07	0.38	49.58
0603-01 MC INTOSH	925,325	751,377	153,342	2,697	1,539	0.17	0.20	1.00	57.06
0604-01 MENTOR	627,251	364,220	95,526	0	0	0.00	0.00	0.00	0.00
0611-01 CYRUS	648,607	463,571	99,779	0	0	0.00	0.00	0.00	0.00
0612-01 GLENWOOD	2,995,766	2,407,759	423,839	0	0	0.00	0.00	0.00	0.00
0614-01 STARBUCK	1,139,409	896,057	181,243	0	0	0.00	0.00	0.00	0.00
0615-01 VILLARD	676,671	508,971	102,577	0	0	0.00	0.00	0.00	0.00
0621-01 YOUNDS VIEW	33,393,912	27,521,250	5,931,513	62,517	21,912	0.07	0.08	0.37	35.05
0622-01 NORTH ST. PAUL-MAPLEWOOD	27,436,770	20,400,290	4,124,764	45,852	13,016	0.05	0.06	0.32	28.39
0623-01 ROSEVILLE	23,312,663	16,983,673	3,995,856	19,076	7,863	0.03	0.05	0.20	41.22
0624-01 WHITE BEAR LAKE	23,494,327	17,559,138	3,768,641	54,803	14,601	0.06	0.08	0.39	26.64

MINNESOTA STATE DEPARTMENT OF EDUCATION
 POSTSECONDARY OPEN ENROLLMENT OPTIONS PROGRAM
 ESTIMATED FISCAL IMPACT 85-86

DISTRICT NAME	TOTAL OPERATING REVENUE	FOUNDATION REVENUE K-12	FOUNDATION REVENUE 11-12	FOUNDATION REVENUE PEO	AMOUNT PAID TO PSI	***** OPR REV	PERCENTAGE OF FOUNDATION	*****
							K-12 11-12 PEO	
0625-01 ST. PAUL	115,105,582	85,940,001	15,611,418	304,609	82,162	0.07	0.10 0.53	26.97
0627-01 OKLEE	1,047,919	223,666	174,123	0	0	0.00	0.00 0.00	0.00
0628-01 PLUMMER	757,172	601,499	116,406	8,728	2,352	0.31	0.39 2.02	26.95
0630-01 RED LAKE FALLS	1,593,234	1,216,956	273,855	2,824	1,017	0.06	0.08 0.37	36.01
0631-01 HELVIEW	636,384	418,782	77,979	2,777	510	0.08	0.12 0.65	18.37
0633-01 LAMBERTON	379,291	659,297	142,745	0	0	0.00	0.00 0.00	0.00
0635-01 MILROY	721,608	492,669	96,478	5,727	0	0.00	0.00 0.00	0.00
0636-01 MORGAN	1,002,493	688,349	179,627	0	0	0.00	0.00 0.00	0.00
0637-01 REDWOOD FALLS	3,466,250	2,383,404	529,761	0	0	0.00	0.00 0.00	0.00
0638-01 SANBORN	764,263	506,646	135,174	0	0	0.00	0.00 0.00	0.00
0640-01 WAHASSO	1,870,943	1,250,993	351,306	0	0	0.00	0.00 0.00	0.00
0641-01 WALNUT GROVE	775,962	624,907	155,153	0	0	0.00	0.00 0.00	0.00
0646-01 BIRD ISLAND	1,200,669	908,312	210,727	0	0	0.00	0.00 0.00	0.00
0647-01 BUFFALO LAKE	309,337	568,499	126,611	0	0	0.00	0.00 0.00	0.00
0648-01 DANUBE	1,061,143	839,270	163,255	0	0	0.00	0.00 0.00	0.00
0649-01 FAIRFAX	1,051,181	819,475	226,451	0	0	0.00	0.00 0.00	0.00
0650-01 FRANKLIN	512,001	260,496	40,711	0	0	0.00	0.00 0.00	0.00
0651-01 HECTOR	1,197,119	935,405	192,675	2,688	379	0.03	0.04 0.20	14.10
0652-01 MORTON	636,206	604,756	79,707	0	0	0.00	0.00 0.00	0.00
0653-01 OLIVIA	1,804,891	1,451,253	371,837	0	0	0.00	0.00 0.00	0.00
0654-01 RENVILLE	1,196,400	946,223	200,110	2,790	721	0.06	0.08 0.36	25.84
0655-01 SACRED HEART	642,170	429,990	92,038	0	0	0.00	0.00 0.00	0.00
0656-01 FARIADULT	12,267,575	9,414,724	1,922,905	11,703	5,786	0.05	0.06 0.30	49.44
0657-01 MCRISTOAN	900,344	738,700	132,014	0	0	0.00	0.00 0.00	0.00
0659-01 NORTHFIELD	9,293,763	6,846,275	1,393,973	0	0	0.00	0.00 0.00	0.00
0669-01 MAGNOLIA	529,364	347,580	29,763	0	0	0.00	0.00 0.00	0.00
0670-01 LUVERNE	3,216,845	2,633,197	491,429	2,506	1,989	0.06	0.08 0.40	79.37
0671-01 HILLS-BEAVER CREEK	1,384,482	951,174	156,257	0	0	0.00	0.00 0.00	0.00
0676-01 HADGER	740,355	533,104	50,880	0	0	0.00	0.00 0.00	0.00
0678-01 GREENUSH	1,373,943	1,110,392	226,099	0	0	0.00	0.00 0.00	0.00
0682-01 ROSEAU	4,000,554	3,074,110	568,627	0	0	0.00	0.00 0.00	0.00
0690-01 WAKARUSA	2,434,269	2,044,517	300,941	0	0	0.00	0.00 0.00	0.00
0691-01 AURORA	4,320,671	3,701,565	751,916	33,839	4,668	0.10	0.13 0.62	13.79
0692-01 BABBITT	2,531,555	1,957,941	410,410	15,233	1,813	0.08	0.09 0.44	11.90
0693-01 HIWASIK	1,936,778	1,444,108	284,183	9,384	3,618	0.18	0.25 1.27	38.55
0694-01 BUHL	436,192	1,115,438	205,675	0	0	0.00	0.00 0.00	0.00
0695-01 CHISHOLM	3,706,186	3,140,525	582,584	0	0	0.00	0.00 0.00	0.00
0696-01 ELY	2,643,527	2,332,938	491,316	33,920	5,619	0.21	0.24 1.14	16.57
0697-01 EVELETH	3,989,731	3,227,185	569,996	2,955	369	0.01	0.01 0.06	12.49
0698-01 FLOODWOOD	1,105,371	900,294	216,145	19,649	8,405	0.76	0.93 3.89	42.78
0699-01 GILBERT	1,811,623	1,405,332	218,390	0	0	0.00	0.00 0.00	0.00
0700-01 HERMANTOWN	4,184,843	3,441,435	724,829	20,026	4,320	0.10	0.13 0.60	21.57
0701-01 HIBBING	10,741,819	8,922,716	1,769,172	76,555	18,415	0.17	0.21 1.04	24.05
0703-01 MOUNTAIN IRON	683,540	2,262,029	349,243	0	0	0.00	0.00 0.00	0.00
0704-01 PROCTOR	6,460,341	5,271,413	951,935	5,674	916	0.01	0.02 0.10	16.14
0706-01 VIRGINIA	6,511,755	5,114,028	996,952	40,147	5,140	0.08	0.10 0.52	12.80
0707-01 NETT LAKE	508,200	324,151	44,697	0	0	0.00	0.00 0.00	0.00
0708-01 TOWER-SOUDAN	1,454,071	967,725	229,279	16,242	7,267	0.50	0.75 3.17	44.74
0709-01 DULUTH	47,975,585	35,651,408	7,181,956	61,616	19,363	0.04	0.05 0.27	31.43
0710-01 ST. LOUIS COUNTY	9,142,714	6,953,548	1,181,471	21,600	10,556	0.12	0.15 0.89	48.87

MINNESOTA STATE DEPARTMENT OF EDUCATION
 POST-SECONDARY OPEN ENROLLMENT OPTIONS PROGRAM
 ESTIMATED FISCAL IMPACT 85-86

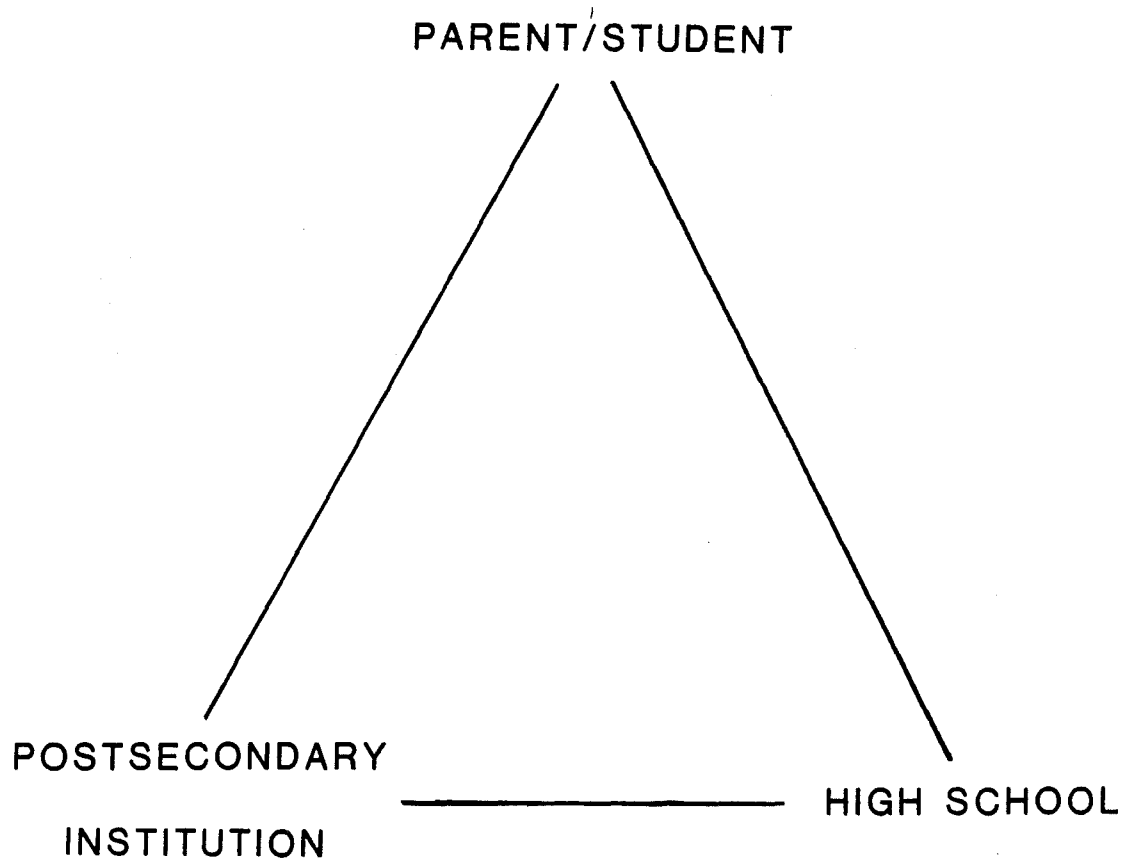
DISTRICT NAME	TOTAL OPERATING REVENUE	FOUNDATION REVENUE K-12	FOUNDATION REVENUE 11-12	FOUNDATION REVENUE PEO	AMOUNT PAID TO PSI	***** OPER REV	PERCENTAGE OF -----FOUNDATION----- K-12 11-12 PEO
0712-01 MOUNTAIN IRON-BOHL	2,967,957	2,654,814	483,713	0	0	0.00	0.00 0.00 0.00
0716-01 BELLE PLAINE	2,436,991	1,974,054	466,143	0	0	0.00	0.00 0.00 0.00
0717-01 JORDAN	3,192,058	2,534,138	521,243	11,100	3,465	0.11	0.14 0.66 31.22
0719-01 PRIOR LAKE	7,324,565	5,355,363	1,465,840	19,868	4,685	0.06	0.07 0.32 24.83
0720-01 SHAKOPEE	5,098,952	5,258,996	1,329,966	2,869	467	0.01	0.01 0.04 16.28
0721-01 NEW PRAGUE	4,999,912	4,340,748	1,049,980	19,555	13,516	0.27	0.33 1.29 69.12
0726-01 BECKER	2,732,641	1,597,112	295,775	7,336	6,278	0.23	0.39 2.12 85.58
0727-01 BIG LAKE	2,779,460	2,324,397	399,175	8,209	3,453	0.12	0.15 0.89 42.06
0728-01 ELK RIVER	14,765,861	11,821,372	2,319,945	38,622	21,968	0.15	0.19 0.95 56.88
0731-01 ARLINGTON	2,085,316	1,582,124	325,673	0	0	0.00	0.00 0.00 0.00
0732-01 GAYLORD	1,695,979	1,396,072	329,328	0	0	0.00	0.00 0.00 0.00
0733-01 GIBSON	309,514	547,255	104,123	0	0	0.00	0.00 0.00 0.00
0734-01 HENDERSON	916,167	694,987	121,912	0	0	0.00	0.00 0.00 0.00
0735-01 WINTHROP	1,251,311	1,018,132	218,612	0	0	0.00	0.00 0.00 0.00
0736-01 BELGRADE	1,590,958	1,222,525	215,865	5,163	665	0.04	0.05 0.31 12.88
0737-01 BROOTEN	1,291,517	965,313	188,265	2,625	800	0.06	0.08 0.42 30.48
0738-01 HOLDINGSFORD	2,379,240	2,334,905	394,013	0	0	0.00	0.00 0.00 0.00
0739-01 KIMBALL	2,234,893	1,791,330	332,586	0	0	0.00	0.00 0.00 0.00
0740-01 MELROSE	3,947,511	3,020,880	808,247	2,541	720	0.02	0.02 0.09 28.34
0741-01 PAYNESVILLE	3,600,279	2,862,452	550,649	2,714	383	0.01	0.01 0.07 14.11
0742-01 ST. CLOUD	29,182,059	22,213,217	4,599,971	74,719	15,168	0.05	0.07 0.33 20.30
0743-01 SAUK CENTRE	3,411,199	2,666,511	710,181	0	0	0.00	0.00 0.00 0.00
0745-01 ALBANY	3,905,942	3,360,045	686,218	5,386	1,911	0.05	0.06 0.28 35.48
0746-01 GARTELL	3,907,145	3,226,364	594,703	30,624	11,734	0.31	0.36 1.97 38.32
0750-01 COLD SPRING	5,489,848	4,268,047	977,417	13,191	6,171	0.11	0.14 0.63 46.78
0756-01 BLOOMING PRAIRIE	2,735,633	2,093,860	375,869	2,818	584	0.02	0.03 0.16 20.72
0761-01 OWATONNA	10,920,560	9,135,950	1,907,336	11,222	2,971	0.03	0.03 0.16 26.47
0762-01 ELLENDALE	1,328,938	969,717	156,893	0	0	0.00	0.00 0.00 0.00
0763-01 MEDFORD	1,344,596	1,190,818	206,843	5,362	867	0.06	0.07 0.42 16.17
0768-01 HANCOCK	995,888	671,635	104,739	3,056	3,511	0.39	0.52 3.35 43.58
0769-01 MORRIS	3,186,217	2,573,911	554,793	20,155	3,888	0.12	0.15 0.70 19.29
0771-01 CHOKIO-ALBERTA	1,133,322	762,912	143,475	0	0	0.00	0.00 0.00 0.00
0775-01 KERKHOVEN	2,098,370	1,534,164	281,056	8,651	2,107	0.10	0.14 0.75 24.36
0777-01 BENSON	3,341,216	2,843,073	639,104	11,382	3,020	0.09	0.11 0.47 26.53
0784-01 APPLETON	1,929,116	1,608,118	295,625	0	0	0.00	0.00 0.00 0.00
0786-01 BERTHA-HEWITT	1,797,513	1,352,222	252,445	0	0	0.00	0.00 0.00 0.00
0787-01 BROWERVILLE	1,193,684	913,137	197,679	0	0	0.00	0.00 0.00 0.00
0789-01 CLARISSA	1,023,797	811,551	165,353	0	0	0.00	0.00 0.00 0.00
0790-01 EAGLE BEND	1,074,432	870,256	145,496	0	0	0.00	0.00 0.00 0.00
0791-01 GREY EAGLE	733,096	636,427	131,906	0	0	0.00	0.00 0.00 0.00
0792-01 LONG PRAIRIE	2,954,360	2,378,034	525,100	0	0	0.00	0.00 0.00 0.00
0793-01 STAPLES	4,489,394	3,558,782	639,420	0	0	0.00	0.00 0.00 0.00
0801-01 BROWNS VALLEY	389,557	319,118	38,756	0	0	0.00	0.00 0.00 0.00
0803-01 WHEATON	1,569,595	1,257,944	237,925	0	0	0.00	0.00 0.00 0.00
0806-01 ELGIN	1,455,847	1,161,375	207,525	2,669	747	0.05	0.06 0.36 27.99
0809-01 MAZEPPA	1,145,415	766,172	147,082	0	0	0.00	0.00 0.00 0.00
0810-01 PLAINVIEW	2,644,499	2,202,011	499,371	0	0	0.00	0.00 0.00 0.00
0811-01 WABASHA	2,199,132	1,763,733	424,760	2,541	2,496	0.11	0.14 0.59 98.23
0813-01 LAKE CITY	3,837,411	3,080,700	659,218	8,153	4,677	0.12	0.15 0.71 57.37
0815-02 PRINSBURG	107,772	23,973	3,902	0	0	0.00	0.00 0.00 0.00

MINE SOTA STATE DEPARTMENT OF EDUCATION
 POSTSECONDARY OPEN ENROLLMENT OPTIONS PROGRAM
 ESTIMATED FISCAL IMPACT 85-86

DISTRICT NAME	TOTAL OPERATING REVENUE	FOUNDATION REVENUE K-12	FOUNDATION REVENUE 11-12	FOUNDATION REVENUE PEO	AMOUNT PAID TO PSI	***** OPER REV	PERCENTAGE OF *****		
							-----FOUNDATION----- K-12	11-12	PEO
0318-01 VERNDALE	1,139,612	922,235	191,455	2,545	1,060	0.09	0.11	0.58	41.65
0819-01 WADENA	3,634,306	2,861,038	666,509	8,070	3,719	0.10	0.13	0.56	46.08
0820-01 SEBEKA	2,114,368	1,659,761	307,236	0	0	0.00	0.00	0.00	0.00
0821-01 MENAHA	1,841,889	1,480,035	262,602	0	0	0.00	0.00	0.00	0.00
0827-01 NEW RICHLAND	1,751,734	1,232,620	220,610	0	0	0.00	0.00	0.00	0.00
0829-01 WASECA	5,626,782	4,730,713	857,304	5,645	233	0.00	0.00	0.03	4.13
0830-01 JANESVILLE	1,553,605	1,312,823	259,666	0	0	0.00	0.00	0.00	0.00
0831-01 FOREST LAKE	17,575,930	14,398,287	2,734,619	19,030	4,722	0.03	0.03	0.17	24.81
0832-01 MAHTOMEDI	5,167,638	3,906,155	877,531	11,601	6,047	0.12	0.15	0.69	52.12
0833-01 SOUTH WASHINGTON COUNTY	25,344,916	21,459,555	3,896,541	33,986	12,509	0.05	0.06	0.32	36.81
0834-01 STILLWATER	22,015,602	18,546,040	3,972,504	20,741	7,144	0.03	0.04	0.18	34.44
0836-01 BUTTERFIELD	892,469	637,822	119,938	0	0	0.00	0.00	0.00	0.00
0837-01 MADELIA	1,946,973	1,422,432	300,385	14,088	3,127	0.16	0.22	1.04	22.20
0840-01 ST. JAMES	3,466,157	2,787,806	529,522	2,820	1,207	0.03	0.04	0.23	42.80
0846-01 BRECKENRIDGE	3,081,749	2,481,695	566,386	0	0	0.00	0.00	0.00	0.00
0850-01 ROTHSAY	729,512	504,590	87,726	0	0	0.00	0.00	0.00	0.00
0852-01 CAMPBELL	571,168	612,365	123,654	0	0	0.00	0.00	0.00	0.00
0857-01 LEWISTON	2,192,714	1,759,635	426,340	11,483	5,160	0.24	0.29	1.21	44.94
0858-01 ST. CHARLES	2,571,598	2,157,739	438,407	2,855	400	0.02	0.02	0.09	14.01
0861-01 WINONA	13,861,171	10,773,554	2,365,750	130,566	55,302	0.40	0.51	2.34	42.36
0876-01 ANNANDALE	4,242,837	3,407,592	597,031	2,707	1,582	0.04	0.05	0.26	58.44
0877-01 BUFFALO	17,514,003	8,312,260	1,555,067	24,289	12,396	0.12	0.15	0.80	51.04
0879-01 DELAND	5,915,757	3,144,211	630,379	18,998	9,209	0.24	0.29	1.46	48.47
0880-01 HOWARD LAKE	2,728,171	2,034,223	477,086	0	0	0.00	0.00	0.00	0.00
0881-01 MAPLE LAKE	2,135,369	1,660,259	331,260	0	0	0.00	0.00	0.00	0.00
0882-01 MONTICELLO	6,546,578	4,832,385	892,078	7,500	4,390	0.07	0.09	0.49	58.53
0883-01 ROCKFORD	3,677,735	2,961,477	506,207	13,699	6,959	0.19	0.23	1.37	50.80
0885-01 ST. MICHAEL-ALBERTVILLE	2,948,158	2,392,032	541,118	2,715	384	0.01	0.02	0.07	14.14
0891-01 CANBY	2,194,711	1,707,131	376,581	16,630	7,503	0.34	0.44	1.99	44.98
0892-01 CLARKFIELD	1,193,610	353,993	209,135	5,207	2,645	0.22	0.31	1.27	50.80
0893-01 ECHO	607,596	372,655	97,849	0	0	0.00	0.00	0.00	0.00
0894-01 GRANITE FALLS	2,464,497	1,981,593	401,945	20,674	4,360	0.18	0.22	1.08	21.09
0896-01 WOOD LAKE	544,797	333,106	62,512	2,700	1,841	0.34	0.55	2.95	68.19
0911-01 CAMBRIDGE	10,047,251	8,212,669	1,475,590	38,983	8,073	0.08	0.10	0.55	20.71
0912-01 MILACA	2,174,547	3,775,347	505,359	2,807	392	0.01	0.01	0.05	13.97
0913-01 WALDOCH-PEMBERTON	1,207,919	347,576	174,544	0	0	0.00	0.00	0.00	0.00
0914-01 ULEN-HITTERDAL	1,185,565	882,906	136,367	0	0	0.00	0.00	0.00	0.00
0918-01 CHANDLER-LAKE WILSON	976,954	703,819	114,199	0	0	0.00	0.00	0.00	0.00
* STATE TOTAL *	2,170,616,010	1,686,548,701	335,234,530	4,952,334	1,576,785	0.07	0.09	0.47	31.84

CHOOSING WISELY

CHOOSING WELL



PARENT/STUDENT INFORMATION

POSTSECONDARY ENROLLMENT OPTIONS PROGRAM

DRAFT ONLY

CHOOSING WISELY
CHOOSING WELL

INTRODUCTION

If you are an 11th or 12th grade public school student, the Postsecondary Enrollment Options act provides you with an opportunity to take classes at eligible postsecondary institutions. These institutions include community colleges, vocational technical institutes, state universities, the University of Minnesota, and some private colleges and universities.

The purpose of the program is to promote rigorous academic pursuits and to provide a wider variety of options to high school students.

You and your parents may have several questions about this program. This guide can help answer some of them. For more help in deciding whether this opportunity is right for you, check with your guidance counselor or principal.

ADVANTAGES OF THE PROGRAM

The program could benefit you in several ways.

- o You have the opportunity to take courses that may not be offered by your high school.
- o You have a chance to see what postsecondary education is all about.
- o You can take classes which academically challenge you or which cover areas of particular interest to you.
- o You and your parents can use this opportunity to become involved with your high school in your education and career planning.
- o You earn high school and college credits at the same time.
- o The program is free to you.

HOW THE PROGRAM WORKS

- o You can enroll in post-secondary courses under this program if you are a Minnesota 11th or 12th grade student enrolled in a public school.
- o You don't have to pay for the costs of tuition, textbooks, materials or fees. You may need to pay for equipment which you keep, such as tools or calculators.

- o The credits you earn in the postsecondary courses will count toward the graduation requirements of your school and as college credits.
- o Your high school determines the number of high school credits you receive for postsecondary courses. If you disagree with the decision, you may appeal to the State Board of Education.
- o You must be admitted by an eligible post-secondary institution. The post-secondary institution you want to attend may have special entrance requirements you must meet before you can take courses there.
- o You can attend a postsecondary institution either full time or part time, but you can't attend your school full-time (all day) and still attend a postsecondary course under this program.
- o If you are eligible to graduate from high school early, you still can participate in this program for the rest of your senior year.
- o You can apply to your local school district to be reimbursed for transportation expenses you incur under the program. The State Board of Education has established guidelines, based on financial need, to determine eligibility.

DECIDING TO PARTICIPATE

Before you decide to participate in the program, you and your parents should consider these points:

Future Plans. If you plan well, this program can assist you in making future education and career decisions and in exploring post-secondary education opportunities.

High School Graduation. Even if you participate in this program, you still must meet your high school graduation requirements. Review the requirements and your standing with your high school counselor or principal. Make sure that the number and types of courses you take will meet local graduation requirements. Also, be sure classes you take at a postsecondary institution do not repeat classes you already took in high school.

Scheduling. Participating in this program on a part-time basis means that you must schedule classes at your high school and at a postsecondary institution. Yearly schedules and vacation times usually are different between the two. Sometimes it may be difficult or impossible to take the courses you want at both schools because of scheduling conflicts.

College-level work. College-level classes are more accelerated and academically challenging than high school courses. You need to be able to work without close supervision and have self-discipline. Be sure you are ready for these responsibilities.

Transportation. If you attend classes at both a high school and post-secondary institution, you need to think about transportation between the two schools. Be sure you can make arrangements to get to classes on time.

Extracurricular activities. If you take part in this program, you will not be in your high school full time. You might miss out on participating in some high school activities as a result of your enrollment in post-secondary courses.

STEPS TO FOLLOW

If you are interested in participating in the program, you will want to talk to your parents, your high school counselor and a representative of the post-secondary institution you plan to attend. Do this as far in advance of your possible postsecondary enrollment as possible. Follow this process each quarter or semester:

1. Discuss your plans with your parents.
2. Meet with your high school guidance counselor to discuss the program and how it might fit with your education and personal goals. If you decide to participate, complete Part 1 of the Notice of Student Registration form and obtain an official, current high school transcript. (This is a photocopy of your grades stamped by your high school.)
3. Meet with the admissions staff of the post-secondary institution you want to attend. Take the Notice of Student Registration and your transcript with you to this meeting. If a student/counselor guide form was completed, include it because this information will help the post-secondary institution.
4. Complete the necessary postsecondary admission forms. If you are admitted, the postsecondary institution will complete Part 2 of the Notice of Student Registration form. Within 10 days after registration, the postsecondary institution will send a copy of this form to you, your high school, and the Minnesota Department of Education.
5. Register for your courses. Provide your high school counselor or principal a copy of the postsecondary registration form. Be sure to contact your counselor if course changes from your original plan were made when you registered.
6. Verify the number of credits you will receive from postsecondary courses by having your high school complete Part 3 of the Notice of Student Registration form.
7. Provide the high school with a copy of the grades you earned at the postsecondary institution once your courses are completed.

8. If you decide you will no longer participate in the program before the term has ended, file withdrawal forms with the postsecondary institution and meet with your high school counselors to develop a new course schedule.

CONCLUSION

This guide should have helped answer some of your questions about the Postsecondary Enrollment Options Act. Think carefully about the advantages the program gives you and your decision to participate. Talk it over with your parents. If you have more questions, see your guidance counselor or principal.

**POSTSECONDARY ENROLLMENT OPTIONS PROGRAM
COUNSELOR/STUDENT GUIDE**

The Counselor/Student Guide is intended to be used as a worksheet by the student, parent(s), and high school counselor. While the completion of this form is optional, we recommend that it be used, since the information requested provides a basis for making knowledgeable decisions regarding participation in the Postsecondary Enrollment Options Program and assuring that students enroll in courses appropriate to their needs.

Date _____

Student's Name _____ Phone No. _____

Present Grade _____ Counselor _____

Date of Birth _____

Graduation Status

1. High school credits completed to date:

2. Additional number of credits needed for graduation. _____

3. List required courses needed for graduation.

4. Number of elective courses needed. _____

5. Proposed Educational Plan:

High School

Postsecondary

You may wish to review each of these items carefully:

- discuss scheduling of classes at both campuses

- are high school records current and is an official transcript* ready for the postsecondary institution

- discuss student's ability to work and function independently

- discuss social interactions at both campuses

- discuss emotional maturity and level of responsibility

- discuss future career plans

- discuss transportation arrangements

*An official transcript is a photocopy of your grades stamped by the high school.