

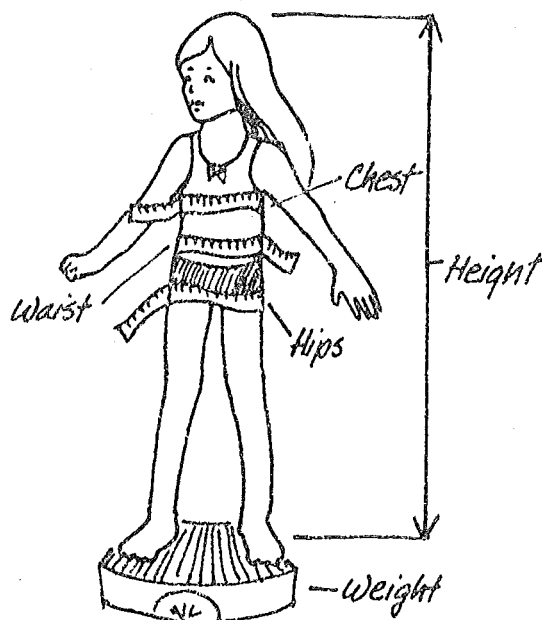


Shopping for Children's Clothing: by Size, not Age

Are you planning a shopping trip to buy clothing for your child? Then remember to make the shopping expedition a success by taking needed measurements **BEFORE** you go. Children's garments are purchased by size, not age. Be aware that sizes may vary from one company brand to another.

TAKING MEASUREMENTS

To take measurements, have the child in undergarments and barefoot. These are the measurements needed:



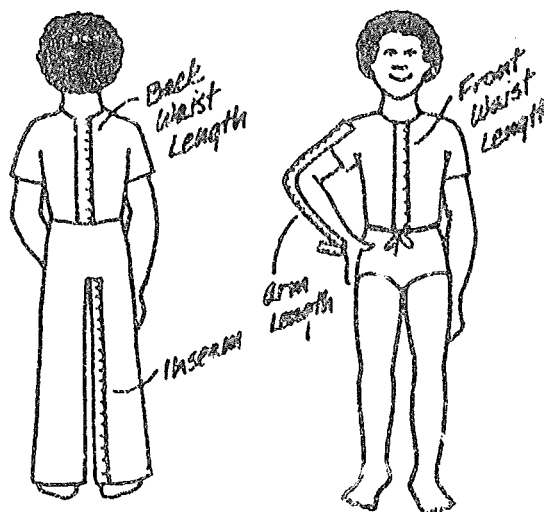
HEIGHT—Stand against wall. Measure from top of head to floor.

WEIGHT—Stand on scales.

BREAST OR CHEST—Measure under arms around fullest part of chest, keeping tape measure straight in back.

WAIST—Measure at natural waistline. If difficult to find, ask child to bend sideways. Measure over shirt to determine waist size of pants.

HIP—Measure around largest part.



BACK WAIST LENGTH—Measure from neck base to waistline.

ARM LENGTH—Measure from top of arm to wrist (elbow should be bent).

FRONT WAIST LENGTH—Measure at neck base at shoulder to waistline.

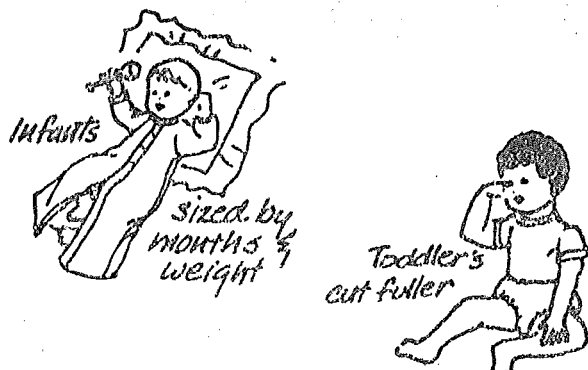
INSEAM—On a well-fitting pair of pants, measure the inside seamline from crotch to hem.

SIZING

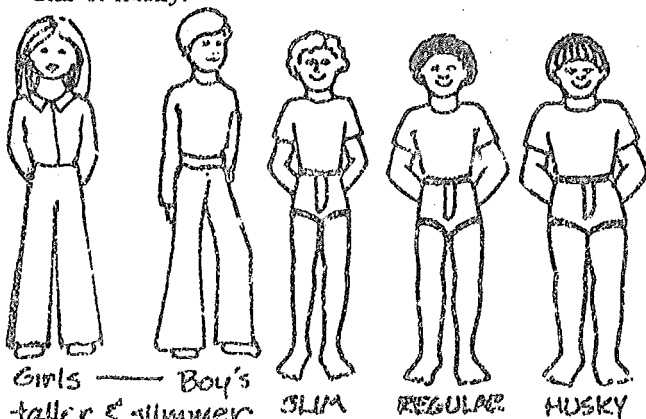
Children's garments are sized by body build, not by age. Sizes are based on these five body measurements:

Chest
Waist
Hips
Height
Weight


Sizing categories include infants and babies, toddlers, children's, girls and boys.



Infants and babies garments are sized by months and weight. Toddlers garments are cut fuller to fit over a diaper and allow for "baby fat." Children's sizes are for the child that is growing taller and slimmer. Girls sizes, in some product lines, may be regular for the underdeveloped figure, slim for the slender underdeveloped figure, chubby for the heavy underdeveloped figure or junior for the figure beginning to develop. Boys sizes may come in slim, regular or husky.




Since the same size may vary in different styles, be sure the garment is tried on. Do not confuse age



Be sure to try garment on...

with size when shopping for children's clothing. Two children age six may vary not only in height and weight, but in body proportions as well.



Children the same age may vary in height and weight or body proportions...

The National Bureau of Standards has set standards for sizing children's clothing based on studies of body measurements considered to be average for particular ages. These standards are:

SIZE	HEIGHT (INCHES)	WEIGHT (POUNDS)
INFANTS		
3 MONTHS	24	13
6	26 1/2	16
12	29	22
18	31 1/2	26
TODDLERS		
1	31	25
2	34	29
3	37	34
4	40	38
CHILDREN'S		
2	34	29
3	37	34
4	40	38
5	43	44
6	46	49
6X	48	54
GIRLS		
7	50	60
8	52	67
9	54	75
10	56	83
12	58 1/2	95
14	61	107

SIZE	HEIGHT (INCHES)	WEIGHT (POUNDS)	INSEAM (INCHES)
BOYS			
7	48	54	19 1/4
8	50	59	21 1/2
10	54	73	24
12	58	87	26 1/2
14	61	100	28
16	64	115	29
18	66	126	30
20	68	138	31 1/2

REMEMBER to measure your child each time a shopping trip is planned, and that different brands and styles may fit differently—**SO TRY CLOTHES ON.**

Arranged for use in Minnesota by Sherri A. Johnson, Extension Textiles and Clothing Specialist, University of Minnesota. Originally prepared by Nadine Heckler, Extension Textiles and Clothing Specialist, University of Florida.

The information given in this publication is for educational purposes only. Reference to commercial products or trade names is made with the understanding that no discrimination is intended and no endorsement by the Minnesota Agricultural Extension Service is implied.

Issued in furtherance of cooperative extension work in agriculture and home economics, acts of May 8 and June 30, 1914, in cooperation with the U.S. Department of Agriculture. Norman A. Brown, Director of Agricultural Extension Service, University of Minnesota, St. Paul, Minnesota 55108. The University of Minnesota, including the Agricultural Extension Service, is committed to the policy that all persons shall have equal access to its programs, facilities, and employment without regard to race, creed, color, sex, national origin, or handicap.

10 cents