

**2000 and 2001
PROBATION SURVEY**

**Minnesota Department of Corrections
1450 Energy Park Drive, Suite 200
St. Paul, Minnesota 55108-5219
(651) 642-0200
TTY (651) 643-3589**

September 2002

Table of Contents

I.	Introduction.....	1
II.	Methodology	
	A. Survey Design.....	1
	B. Survey Administration.....	1
III.	Findings	
	Figure 1: Minnesota Probation Population, 1995 – 2001	3
	Figure 2: Five Largest Probation Organizations in Minnesota, by Offender Population and Year	3
	Figure 3: Adult Probationers by Gender: 1995 to 2001	4
	Figure 4: Juvenile Probationers by Gender: 1995 – 2001	4
	Figure 5: Adult Probationers by Race: 1995 to 2001	5
	Figure 6: Juvenile Probationers by Race: 1995 to 2001	5
IV.	Appendices	
	A. 2000 Survey Instructions and Questionnaire	6
	B. 2001 Juvenile Questionnaire	12
	C. 2000 Survey Data by County.....	16
	D. 2001 Survey Data by County.....	37

I. Introduction

Minnesota's probation system is a combination of state and county providers spread throughout the state's 87 counties. In 27 counties, the Minnesota Department of Corrections (DOC) provides all probation services. In 29 counties, probation services are provided by a combination of county probation organizations (CPO) and the DOC. In these counties, the DOC provides correctional services for adult felons and the county provides correctional services for juveniles and adult non-felony cases. The remaining 31 counties participate in Minnesota's Community Corrections Act (CCA) where county staff provides all probation services.

The primary purpose of the Minnesota Probation Survey is to collect probation data from the different service providers annually for distribution to the DOC, the Minnesota Legislature, other state agencies, county probation offices, and other entities for management, policy-making, and federal reporting purposes.

II. Methodology

A. Survey Design

The survey was originally designed to collect data requested by the Bureau of the Census and the Bureau of Justice Statistics regarding Minnesota probationers. In the past, two important tenets were considered in the survey design: the definition of "probationer" and capturing an individual probationer only once. Starting in the year 2000, the survey was changed to capture the number of probation "cases" for each offense category. This provides a more accurate picture of true probation caseloads because an individual can be on probation more than once per year and for more than one charge at a time.

The definition of "probationer" has stayed the same. Currently, the definition is "all probationers, regardless of conviction status, who were under the supervision of a probation agent as part of a court order at any time, including those ordered to pay restitution, complete community service, or monitoring."

B. Survey Administration

As part of the Minnesota criminal justice information integration effort, the Statewide Supervision System (SSS) was designed to provide criminal justice professionals with electronic offender information through a secure web site. This information includes data on juveniles and adults who are or have been on probation, detention, imprisoned or jailed. While this system is still under construction, most offense, sentencing and probation data on Minnesota probationers are now available to criminal justice professionals statewide.

The 2000 Probation Survey was conducted before most Minnesota counties completed the conversion from the original probationer database (called the Court Services Tracking System) to the SSS. For those CCA and CPO counties without data on the SSS, a questionnaire was sent to their directors during December of that year (see Appendix A). As such, data collection for the 2000 survey relied on the combination of SSS and mail survey data. Because of the data integrity issues associated with converting from one system to another, the 2000 probation numbers were re-run from the SSS in March of 2002. The numbers in this report represent this update.

Conversely, most counties' numbers were pulled directly from the SSS to complete the 2001 Probation Survey. Questionnaires were sent to the few counties whose data was not included in the SSS, and all data pulled by the DOC on behalf of counties was sent to those counties for approval. It is important to

note that the data privacy regulations surrounding juvenile data required that each county be given the choice between pulling their juvenile probation numbers independently or granting temporary clearance for DOC staff to pull their juvenile data directly from the system. Most counties allowed the DOC to compile their juvenile data (see Appendix B for a copy of the alternative juvenile survey).

III. Findings

Figure 1: Minnesota Probation Population, 1995 – 2001

	Felony	Gross Misdemeanor	Misdemeanor	All Adults	Juvenile	All Probationers
1995	26,114	19,966	37,698	83,778	15,655	99,433
1996	27,373	20,736	39,930	88,039	15,835	103,874
1997	29,694	22,120	43,106	94,920	17,144	112,064
1998	33,829	24,732	42,257	100,818	17,774	118,592
1999	33,896	26,797	43,922	104,615	18,000	122,615
2000	36,704	29,889	48,589	115,182	16,695	131,877
2001	35,186	31,119	47,303	113,608	16,723	130,331

Figure 2: Five Largest Probation Organizations in Minnesota, by Offender Population and Year

	Adult Felony 2000	Adult Felony 2001	Adult Gross Misd. 2000	Adult Gross Misd. 2001	Adult Misd. 2000	Adult Misd. 2001	Juveniles 2000	Juveniles 2001	TOTAL 2000	TOTAL 2001
Hennepin County Community Corrections	9,300 (25%)	8,693 (25%)	6,446 (22%)	6,721 (22%)	10,695 (22%)	9,089 (19%)	4,214 (25%)	4,283 (26%)	30,655 (23%)	28,786 (22%)
Minnesota Department of Corrections – Field Services	8,723 (24%)	8,337 (24%)	3,280 (11%)	3,376 (11%)	2,675 (6%)	2,425 (5%)	1,857 (11%)	1,655 (10%)	16,535 (13%)	15,797 (12%)
Ramsey County Community Corrections	6,077 (17%)	5,738 (16%)	2,747 (9%)	2,927 (9%)	5,277 (11%)	6,359 (13%)	1,834 (11%)	1,780 (11%)	15,935 (12%)	16,804 (13%)
Anoka County Community Corrections	2,193 (6%)	2,041 (6%)	2,806 (9%)	2,899 (9%)	6,594 (14%)	6,706 (14%)	1,120 (7%)	1,126 (7%)	12,713 (10%)	12,772 (10%)
Dakota County Community Corrections	2,487 (7%)	2,597 (7%)	2,112 (7%)	2,312 (7%)	2,810 (6%)	3,054 (6%)	705 (4%)	888 (5%)	8,114 (6%)	8,851 (7%)
Total for Minnesota	36,704	35,186	29,889	31,119	48,589	47,303	16,695	16,723	131,877	130,331

Figure 3: Adult Probationers by Gender: 1995 to 2001

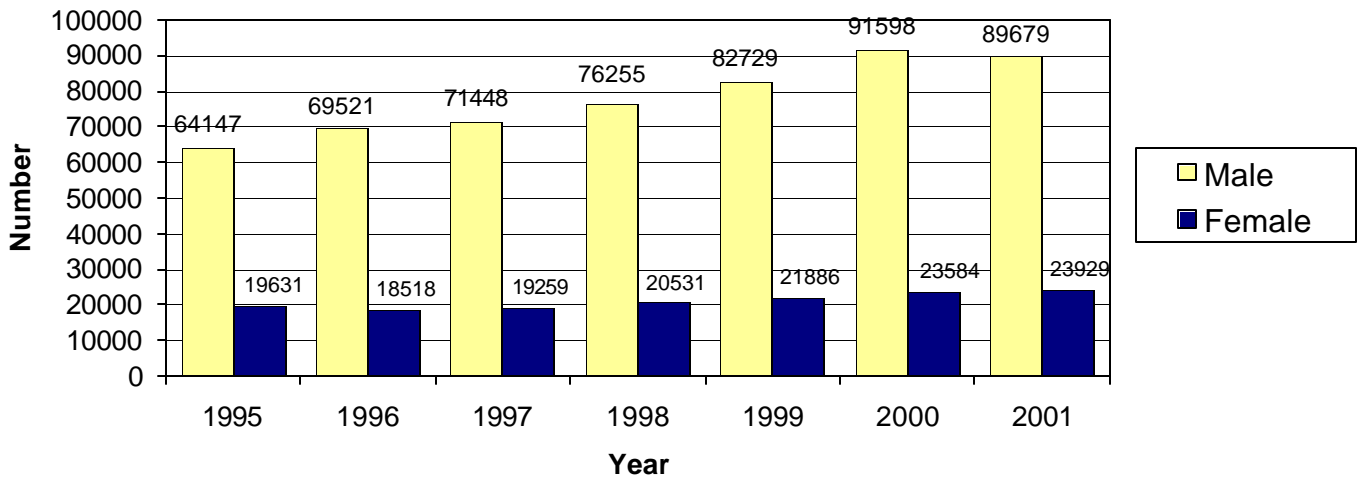


Figure 4: Juvenile Probationers by Gender: 1995-2001

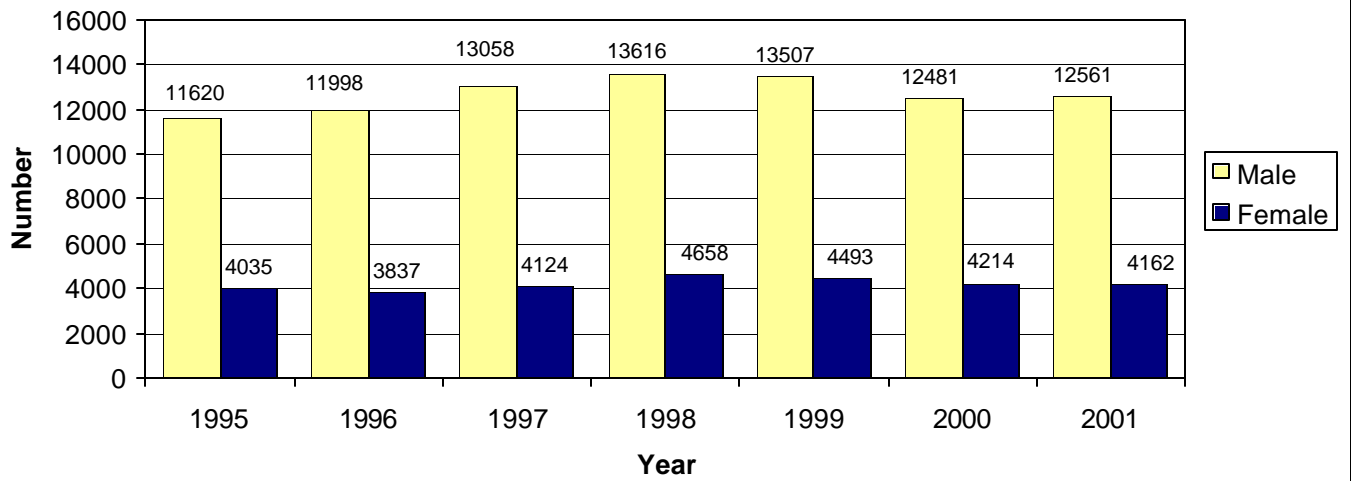


Figure 5: Adult Probationers by Race: 1995 to 2001

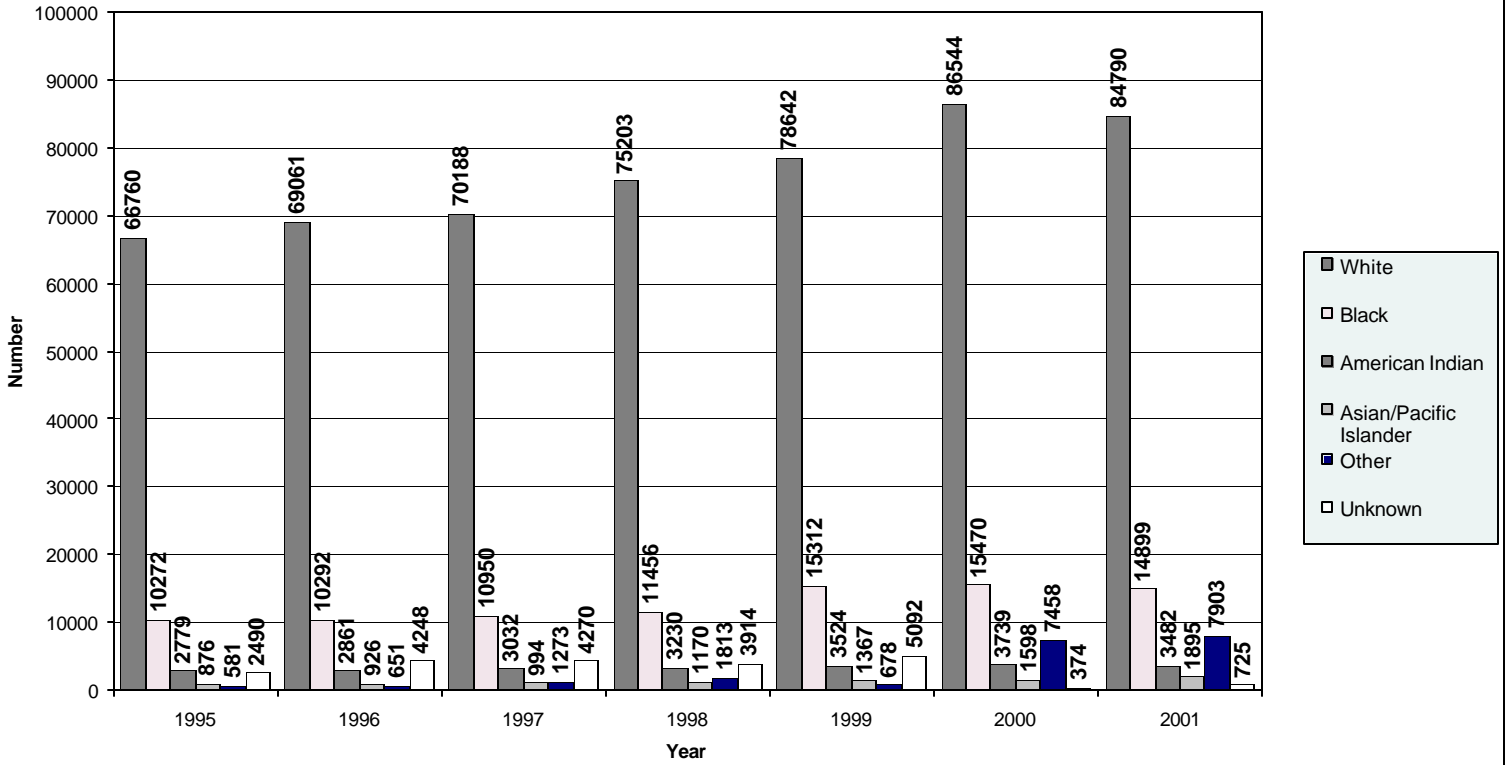
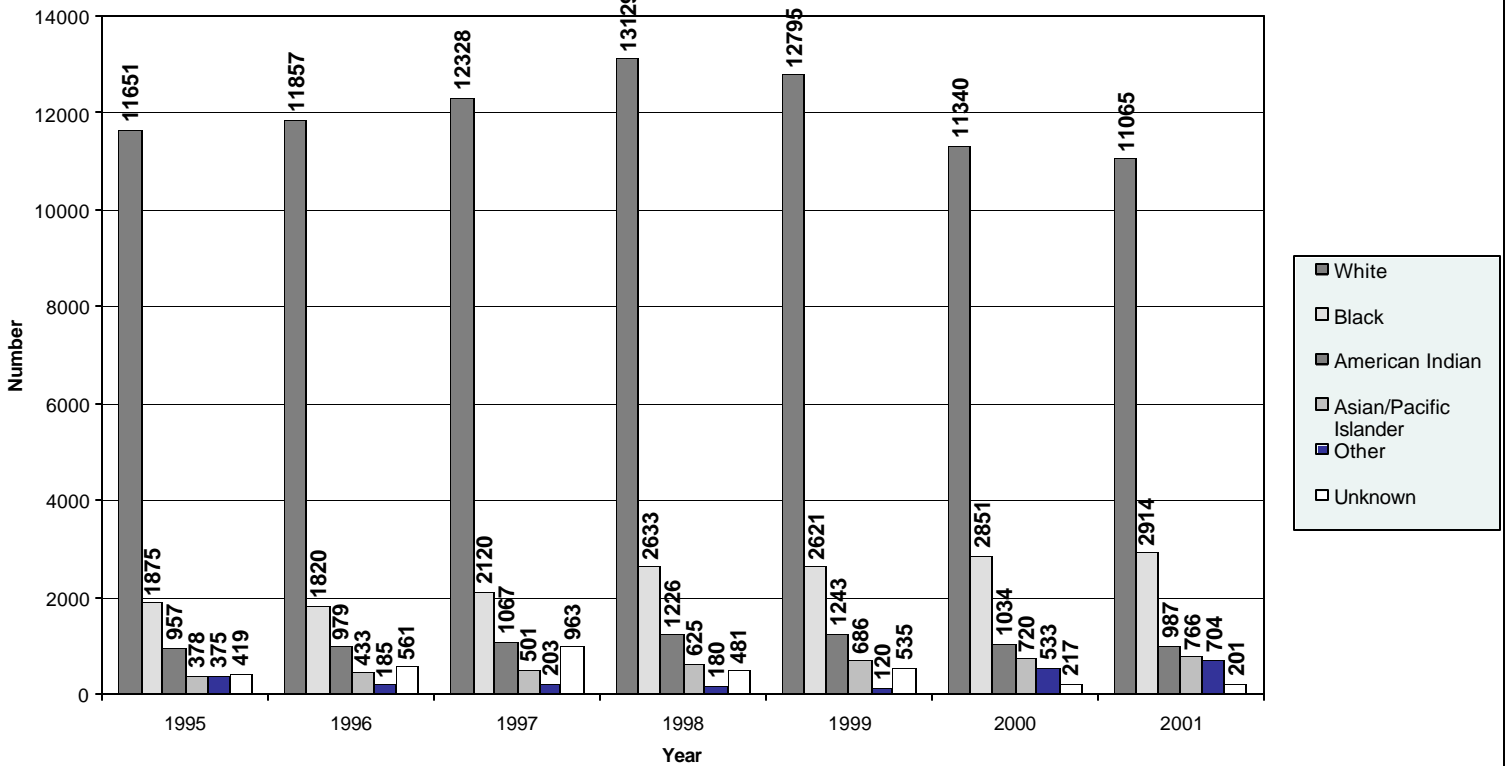


Figure 6: Juvenile Probationers by Race: 1995 to 2001



APPENDIX A

2000 Survey Instructions and Questionnaire

2000 Probation Survey

County:

Contact Person:

Return by March 2, 2001 to Jeannine Moga, Minnesota Department of Corrections, 1450 Energy Park Drive, Suite 200, St. Paul, MN 55108-5219; phone 651/642-0321.

	Adult Felony Probationers	Adult GM Probationers	Adult Misd. Probationers	Juvenile Probationers	Total
1. 1999 Year-end population How many individuals were you supervising on 12/31/99?					
2. 2000 Entries How many individuals entered your caseload during 2000?					
3. 2000 Removals How many individuals were removed from your caseload during 2000?					
4. 2000 Year-end populations How many individuals were you supervising on 12/31/00? (see instructions)					

5. Gender of the 12/31/00 population (Line 4)	Adult Felony Probationers	Adult GM Probationers	Adult Misd. Probationers	Juvenile Probationers	Total
a) How many were male?					
b) How many were female					
c) Total (must be the same as line 4)					

6. Race of the 12/31/00 population (Line 4), how many were:	Adult Felony Probationers	Adult GM Probationers	Adult Misd. Probationers	Juvenile Probationers	Total
a) White					
b) Black					
c) American Indian or Alaskan Native					
d) Asian or Pacific Islander					
e) Other					
f) Unknown					
g) Total (must be same as line 4)					

7. Hispanic origin of the 12/31/00 population (Line 4), how many were:	Adult Felony Probationers	Adult GM Probationers	Adult Misd. Probationers	Juvenile Probationers	Total
a) How many were Hispanic?					
b) How many were not Hispanic?					
c) Not known					
d) Total (must be the same as line 4)					

8. **Offense categories** please report the number of *cases* under supervision for any of the following offenses on 12/31/00:

	Adult Felony Probationers	Adult GM Probationers	Adult Misd. Probationers	Juvenile Probationers	Total
Arson/Negligent Fires					
Burglary					
Crime Against Family (e.g., non-support)					
Crime Against Administration of Justice					
Crime Against Gov't (liquor, conservation)					
Criminal Sexual Conduct					
Disturbing Peace/Privacy					
Drugs					
DWI					
Escape/Flight					
Forgery/Counterfeiting					
Gambling					
Homicide					
Juvenile Status Offenses					
Kidnapping/False Imprisonment					
Obscenity					
Property Damage					
Robbery					
Sex Related					
Stolen Property					
Theft					
Theft Related					
Traffic Accidents (except DWI)					
Vehicle Theft/Vehicle Theft Related					
Weapons					
Other					
Unknown/Not Applicable					
Total					

9. **Comments:**

Completed by: _____ Phone: _____ Date: _____

Instructions for Completing the 2000 Probation Survey

Thank you for your participation in this annual survey, which is conducted to provide supervision information to legislators, policymakers, the Minnesota Department of Corrections, Minnesota counties, and other government agencies. This survey is being mailed to:

- √ Community Corrections directors, to collect all CCA county probation information
- √ Department of Corrections District supervisors, to collect data on all probationers supervised by DOC felony agents and DOC contract agents, and
- √ Chief probation officers in non-CCA counties, to collect data on all probationers supervised by non-CCA county agents.

One survey is enclosed for each county in which your office provides probation services. Please answer the questions for all probationers under your supervision.

Who should be counted as a “probationer”?

- √ All probationers, regardless of conviction status, who were under the supervision of your agency as part of a court order at any time between December 31, 1999 and December 31, 2000.
- √ Probationers for whom there is a court order for supervision and/or services such as restitution, community service, or monitoring.
- √ Persons placed on probation under Minnesota Statutes 152.18 (“deferred adjudication” for certain drug offenders) and 609.135 (stay of imposition or execution) if you are providing probation supervision or services.
- √ Persons who are sent to your county from another county or state for supervision.

Who is to excluded as a “probationer”?

- √ Persons on investigative status only, such as PSIs, pre-pleas, bail evaluations, etc.
- √ Persons on “bench probation,” “court probation,” or “summary probation,” who have not been placed under the supervision of a probation agency.
- √ Pre-trial diversion and pre-trial supervision cases.
- √ Juveniles receiving services under a CHIPS petition.
- √ Persons released from state correctional facilities, who are on supervised release, parole, intensive community supervision, etc.
- √ ***Exclude*** from year-end counts (questions 1, 4, etc.) those whom you send to another county or state for supervision.

For questions 1-7, report each ***probationer*** only once, not the number of offenses or open files. If an offender is on probation for offenses of differing severity, count him/her in the category of highest severity. If a probationer is under both juvenile and adult supervision, count the offender only once, placing the individual as an adult or juvenile according to the more serious offense. If you are unable to eliminate double counting of individuals under both adult and juvenile supervision, asterisk the juvenile total on line 4 of page 1 and in the “Comments” section on page 2, estimate the number of juveniles also counted as adults.

Please note the changed wording in question 8: you are to report the number of cases under supervision for each of the listed offenses (**not** the most serious offense for which each offender was under supervision). If a case has multiple offense counts, please report the most serious count.

Please return your completed questionnaire(s) by **Friday, March 2nd** to the address below. **Please do not fax your survey.**

Jeannine Moga
Minnesota Department of Corrections
1450 Energy Park Drive, Suite 200
St. Paul, MN 55108-5219

Jeannine can be reached at (651) 642-0321 if you have questions as you complete the survey.

Notes on specific questions

Question 1. The “1999 year-end population” figures you reported on line 4 of last year’s survey have been entered on line 1 of the enclosed questionnaire(s). If these numbers have changed, insert the amended number.

Question 2. Count individuals who newly entered probation supervision during the year. If an offender picks up another offense while on your caseload, this should not be counted.

Question 3. Count individuals who were removed from probation supervision during the year (e.g., offenders discharged from probation, sent to another county or state for supervision, or incarcerated upon revocation of their probation; absconders removed from your caseload, or those who are deceased). Do not count as a removal an offender who is discharged from probation for one offense but remains on probation for another offense.

Question 4. The year-end populations reported for this question are the most important data. Questions 5 through 7 ask you to provide a breakdown of the question 4 population by gender, race, and Hispanic origin.

Please note: Line 1 + Line 2 – Line 3 = Line 4 is the formula for the “total” column.

Question 5. Self-explanatory.

Question 6-7. The Department reports the aggregate statewide data from this annual probation survey to the Bureau of Justice Statistics (BJS) for their nationwide probation survey. The race and ethnic origin categories used in questions 6 and 7 are the same as those used by the BJS survey. The federal government regards “Hispanic” as a designation of ethnicity, not race. Thus Hispanic probationers will generally be counted as White or Black in question 6, and as Hispanic in question 7. The following Census Bureau definitions may be useful:

White (race): A person having an origin in any of the original peoples of Europe, North Africa, or the Middle East. (DOC note: this is true of most Hispanics. If your agency records Hispanic origin as a racial category but does not have a white/black distinction, then include them in the white category.)

Hispanic (ethnic origin): A person of Mexican, Puerto Rican, Cuban, Central or South American or other Spanish culture or origin, regardless of race.

Question 8. When answering this question, please note that if a case has multiple offense counts you are to report the most serious count. Also, the offense categories used in question 8 are derived from the Minnesota Offense Code (MOC) general index categories, except that “juvenile status offenses” and DWI were made in to separate categories, and some MOC “miscellaneous” offenses (liquor, conservation) were added to the “crime against government” category. Therefore, if you are familiar with the MOC system, you can consult its tables if you have questions in categorizing offenses.

Here are some offenses for which survey respondents had questions in the past, and how to categorize them:

Offense	Offense category
terroristic threats	Assault
criminal vehicular homicide	Traffic/Accidents
witness tampering, probation violation	Crime against administration of justice
bad checks, welfare fraud	Theft related
tax evasion	Crime against government

APPENDIX B

2001 Juvenile Questionnaire

2001 Juvenile Probation Survey

County:

Contact Person:

Return by February 20, 2002 to Jeannine Moga, Minnesota Department of Corrections, 1450 Energy Park Drive, Suite 200, St. Paul, MN 55108-5219; phone 651/642-0321.

	Juvenile Probationers	Total
8. 2000 Year-end population How many individuals were you supervising on 12/31/00?		
9. 2001 Entries How many individuals entered your caseload during 2001?		
10. 2001 Removals How many individuals were removed from your caseload during 2001?		
11. 2001 Year-end population How many individuals were you supervising on 12/31/01? (see instructions)		

12. Gender of the 12/31/01 population (Line 4) How many were:	Juvenile Probationers	Total
h) Male		
i) Female		
j) Total (must be the same as line 4)		

13. Race of the 12/31/01 population (Line 4) How many were:	Juvenile Probationers	Total
d) White		
e) Black		
f) American Indian or Alaskan Native		
k) Asian or Pacific Islander		
l) Other		
m) Unknown		
n) Total (must be same as line 4)		

14. Hispanic origin of the 12/31/01 population (Line 4) How many were:	Juvenile Probationers	Total
e) Hispanic		
f) Not Hispanic		
g) Not known		
h) Total (must be the same as line 4)		

9. **Offense categories** please report the number of *cases* under supervision for any of the following offenses on 12/31/01:

	Juvenile Probation Cases	Total
Arson/Negligent Fires		
Assault		
Burglary		
Crime Against Family (e.g., non-support)		
Crime Against Administration of Justice		
Crime Against Gov't (liquor, conservation)		
Criminal Sexual Conduct		
Disturbing Peace/Privacy		
Drugs		
DWI		
Escape/Flight		
Forgery/Counterfeiting		
Gambling		
Homicide		
Juvenile Status Offenses		
Kidnapping/False Imprisonment		
Obscenity		
Property Damage		
Robbery		
Sex Related		
Stolen Property		
Theft		
Theft Related		
Traffic Accidents (except DWI)		
Vehicle Theft/Vehicle Theft Related		
Weapons		
Other		
Unknown/Not Applicable		
Total		

9. **Comments:**

Completed by: _____ Phone: _____ Date: _____

Notes on specific questions

Question 2. Count individuals who newly entered probation supervision during the year. If an offender picks up another offense while on your caseload, this should not be counted.

Question 3. Count individuals who were removed from probation supervision during the year (e.g., offenders discharged from probation, sent to another county or state for supervision, or incarcerated upon revocation of their probation; absconders removed from your caseload, or those who are deceased). Do not count as a removal an offender who is discharged from probation for one offense but remains on probation for another offense.

Question 4. The year-end populations reported for this question are the most important data. Questions 5 through 7 ask you to provide a breakdown of the question 4 population by gender, race, and Hispanic origin.

Please note: Line 1 + Line 2 – Line 3 = Line 4 is the formula for the “total” column.

Question 5. Self-explanatory.

Question 6-7. The Department reports the aggregate statewide data from this annual probation survey to the Bureau of Justice Statistics (BJS) for their nationwide probation survey. The race and ethnic origin categories used in questions 6 and 7 are the same as those used by the BJS survey. The federal government regards “Hispanic” as a designation of ethnicity, not race. Thus Hispanic probationers will generally be counted as White or Black in question 6, and as Hispanic in question 7. The following Census Bureau definitions may be useful:

White (race): A person having an origin in any of the original peoples of Europe, North Africa, or the Middle East. (DOC note: this is true of most Hispanics. If your agency records Hispanic origin as a racial category but does not have a white/black distinction, then include them in the white category.)

Hispanic (ethnic origin): A person of Mexican, Puerto Rican, Cuban, Central or South American or other Spanish culture or origin, regardless of race.

Question 8. When answering this question, please note that if a case has multiple offense counts you are to report the most serious count. Also, the offense categories used in question 8 are derived from the Minnesota Offense Code (MOC) general index categories, except that “juvenile status offenses” and DWI were made in to separate categories, and some MOC “miscellaneous” offenses (liquor, conservation) were added to the “crime against government” category. Therefore, if you are familiar with the MOC system, you can consult its tables if you have questions in categorizing offenses.

Here are some offenses for which survey respondents had questions in the past, and how to categorize them:

Offense	Offense category
terroristic threats	Assault
criminal vehicular homicide	Traffic/Accidents
witness tampering, probation violation	Crime against administration of justice
bad checks, welfare fraud	Theft related
tax evasion	Crime against government

APPENDIX C

2000 Survey Data by County

	1999 Year-end Population	2000 Entries	2000 Removals	2000 Year-end Population	Male	Female	White	Black	American Indian	Asian/Pacific Islander	Other Race	Unknown Race	Hispanic	Not Hispanic	Arson	Assault	Burglary	Crime Against Family	Crime Against Justice	Crime Against Government	Criminal Sexual Conduct
Aitkin (CCA)																					
Felony	175	48	76	142	109	33	129	2	11	0	0	0	1	141	1	20	28	0	1	2	14
Gross Misd.	273	122	142	261	224	37	235	4	22	0	0	0	0	261	0	15	2	2	11	20	2
Misdemeanor	272	165	179	255	212	43	239	3	13	0	0	0	2	253	0	23	0	0	3	13	0
Juvenile	91	73	79	85	64	21	79	0	6	0	0	0	0	85	0	16	10	0	1	3	4
Total	811	408	476	743	609	134	682	9	52	0	0	0	3	740	1	74	40	2	16	38	20
Anoka (CCA)																					
Felony	2371	443	662	2193	1669	524	1839	221	45	21	67	0	21	2172	17	206	213	5	10	2	245
Gross Misd.	2696	960	926	2806	2320	486	2291	119	63	15	318	0	18	2788	2	96	6	21	125	6	26
Misdemeanor	6337	4583	4209	6594	5103	1491	3963	257	98	40	2236	0	69	6525	2	594	0	1	225	2	0
Juvenile	1155	1237	1454	1120	844	276	939	37	18	8	2	116	8	1112	13	123	51	0	20	3	50
Total	12559	7223	7251	12713	9936	2777	9032	634	224	84	2623	116	116	12597	34	1019	270	27	380	13	321
Becker																					
Felony	223	127	107	244	195	49	163	8	70	0	3	0	3	241	4	26	35	1	2	1	22
Gross Misd.	22	11	6	26	19	7	12	0	0	0	14	0	1	25	0	4	0	0	4	0	0
Misdemeanor	8	9	8	9	7	2	2	0	0	0	7	0	0	9	0	4	0	0	2	0	0
Juvenile	155	88	83	160	126	34	69	0	0	0	91	0	2	158	0	56	46	0	12	0	5
Total	408	235	204	439	347	92	246	8	70	0	115	0	6	433	4	90	81	1	20	1	27
Beltrami																					
Felony	355	125	111	370	287	83	194	10	162	1	3	0	2	368	2	45	48	2	6	0	46
Gross Misd.	152	63	73	141	110	31	57	4	78	0	2	0	1	140	0	16	2	4	19	1	2
Misdemeanor	22	21	17	26	20	6	12	1	12	0	1	0	0	26	0	16	0	1	2	0	1
Juvenile	189	129	121	197	140	57	64	1	132	0	0	0	0	197	2	69	47	0	26	1	6
Total	718	338	322	734	557	177	327	16	384	1	6	0	3	731	4	146	97	7	53	2	55
Benton																					
Felony	316	184	142	353	268	85	308	25	6	6	8	0	5	348	0	85	44	0	8	0	40
Gross Misd.	278	153	168	270	228	42	247	7	0	4	12	0	2	268	0	14	0	0	15	1	4
Misdemeanor	246	225	254	215	153	62	188	2	0	0	25	0	3	212	0	9	0	0	9	5	0
Juvenile	84	102	95	91	75	16	81	0	0	0	10	0	0	91	1	27	9	0	4	0	6
Total	924	664	659	929	724	205	824	34	6	10	55	0	10	919	1	135	53	0	36	6	50
Bigstone																					
Felony	22	11	8	25	20	5	24	0	1	0	0	0	0	25	0	2	8	0	0	0	3
Gross Misd.	2	3	0	5	4	1	5	0	0	0	0	0	0	5	0	0	0	0	0	1	0
Misdemeanor	0	2	0	2	2	0	2	0	0	0	0	0	0	2	0	0	0	0	1	0	0
Juvenile	23	50	50	23	15	8	21	0	2	0	0	0	0	23	0	0	0	0	0	0	1
Total	47	66	58	55	41	14	52	0	3	0	0	0	0	55	0	2	8	0	1	1	4
Blue Earth (CCA)																					
Felony	298	78	102	275	208	67	216	35	1	9	14	0	8	267	1	20	33	0	5	0	29
Gross Misd.	326	191	146	387	320	67	358	10	4	2	13	0	11	376	0	1	0	4	17	6	1
Misdemeanor	714	813	717	794	643	151	716	33	5	7	33	0	25	769	0	84	0	1	38	4	0
Juvenile	212	298	252	257	185	72	219	12	3	7	16	0	6	251	0	41	8	0	7	0	14
Total	1550	1380	1217	1713	1356	357	1509	90	13	25	76	0	50	1663	1	146	41	5	67	10	44
Brown																					
Felony	84	30	29	84	76	8	79	1	1	0	3	0	12	72	0	9	15	0	2	0	8
Gross Misd.	170	82	79	184	162	22	182	2	0	0	0	0	18	166	0	5	0	1	11	10	1
Misdemeanor	177	156	148	175	148	27	172	0	2	0	1	0	15	160	0	38	0	0	4	31	0
Juvenile	89	100	117	72	57	15	71	0	0	0	1	0	6	66	1	11	18	0	2	4	2
Total	520	368	373	515	443	72	504	3	3	0	5	0	51	464	1	63	33	1	19	45	11
Carlton (CCA)																					
Felony	277	98	71	308	259	49	248	9	50	0	1	0	6	302	2	23	31	3	3	0	26
Gross Misd.	90	45	64	73	62	11	50	0	22	0	1	0	0	73	0	7	1	6	10	0	5
Misdemeanor	79	113	105	81	70	11	56	1	22	1	1	0	2	79	0	32	0	2	8	0	0
Juvenile	138	182	215	105	77	28	75	0	28	1	1	0	0	105	2	23	8	0	15	0	1
Total	584	438	455	567	468	99	429	10	122	2	4	0	8	559	4	85	40	11	36	0	32
Carver																					
Felony	325	139	141	324	256	68	292	19	3	6	4	0	14	310	1	42	18	4	37	3	34
Gross Misd.	546	315	326	526	406	120	495	9	3	4	15	0	48	478	0	31	3	1	7	0	8
Misdemeanor	325	227	247	313	274	39	292	8	0	4	9	0	27	286	1	135	0	0	10	14	4
Juvenile	262	212	249	225	186	39	216	4	2	2	1	0	14	211	1	69	25	0	7	1	14
Total	1458	893	963	1388	1122	266	1295	40	8	16	29	0	103	1285	3	277	46	5	61	18	60

	Disturbing Peace	Drugs	DWI	Escape/Flight	Forgery	Gambling	Homicide	Juvenile Status Offense	Kidnapping	Obscenity	Property Damage	Robbery	Sex Related	Stolen Property	Theft	Theft Related	Traffic (exclude DWI)	Vehicle Theft	Weapons	Other	Unknown
Aitkin (CCA)																					
Felony	0	31	0	5	7	0	2	0	0	0	6	0	0	10	17	12	2	5	1	0	0
Gross Misd.	4	1	165	1	2	0	0	1	0	0	2	0	0	2	7	7	40	0	1	0	0
Misdemeanor	6	8	195	0	0	0	0	4	0	0	1	0	0	1	10	2	24	2	0	0	0
Juvenile	10	15	1	0	1	0	0	36	0	0	9	0	0	1	9	0	10	7	0	0	0
Total	20	55	361	6	10	0	2	41	0	0	18	0	0	14	43	21	76	14	2	0	0
Anoka (CCA)																					
Felony	18	494	35	72	176	5	1	9	8	1	50	38	2	82	190	383	13	79	24	0	58
Gross Misd.	67	2	1985	18	47	1	0	29	3	4	39	0	1	25	77	110	450	0	17	0	0
Misdemeanor	712	44	2635	9	4	2	0	275	0	8	124	0	1	28	189	314	2600	11	20	0	34
Juvenile	64	31	15	9	12	1	0	360	1	4	79	17	2	25	64	66	34	56	15	5	0
Total	861	571	4670	108	239	9	1	673	12	17	292	55	6	160	520	873	3097	146	76	5	92
Becker																					
Felony	0	73	0	9	11	1	2	0	1	0	7	0	0	5	51	20	0	19	4	0	0
Gross Misd.	0	0	23	0	0	0	0	0	0	0	0	0	0	1	0	1	4	0	0	0	0
Misdemeanor	2	0	0	0	0	0	0	0	0	0	0	0	0	0	3	1	0	0	0	0	0
Juvenile	25	7	3	5	6	0	0	0	0	1	41	1	0	4	58	4	5	59	9	0	0
Total	27	80	26	14	17	1	2	0	1	1	48	1	0	10	112	26	9	78	13	0	0
Beltrami																					
Felony	1	64	2	31	9	0	1	0	2	0	16	5	0	11	34	57	4	22	8	0	0
Gross Misd.	5	0	96	8	4	0	0	1	0	2	3	0	1	0	11	7	20	0	1	0	0
Misdemeanor	0	1	6	0	2	0	0	0	0	0	1	0	0	0	4	3	2	0	0	0	0
Juvenile	34	19	1	5	5	0	0	0	0	0	37	1	0	15	46	5	6	50	13	0	0
Total	40	84	105	44	20	0	1	1	2	2	57	6	1	26	95	72	32	72	22	0	0
Benton																					
Felony	3	76	1	17	21	0	2	0	1	0	6	3	0	10	30	42	11	8	4	0	0
Gross Misd.	9	0	205	3	4	0	0	1	0	0	2	0	0	0	8	11	25	2	1	0	0
Misdemeanor	27	5	2	0	4	0	0	0	0	0	5	0	0	1	11	3	170	0	0	0	0
Juvenile	19	7	0	0	1	0	0	0	0	1	11	2	0	3	23	0	9	10	4	0	0
Total	58	88	208	20	30	0	2	1	1	1	24	5	0	14	72	56	215	20	9	0	0
Bigstone																					
Felony	0	2	0	1	1	0	0	0	0	0	0	0	0	1	6	3	0	2	0	0	0
Gross Misd.	0	0	3	0	0	0	0	0	0	0	0	0	0	1	0	0	1	0	0	0	0
Misdemeanor	0	0	0	0	0	0	0	0	0	0	0	0	0	1	0	0	0	0	0	0	0
Juvenile	0	0	0	0	0	0	0	14	0	0	2	0	0	0	3	0	0	3	0	0	0
Total	0	2	3	1	1	0	0	14	0	0	2	0	0	3	9	3	1	5	0	0	0
Blue Earth (CCA)																					
Felony	0	57	1	9	19	0	2	0	0	0	6	1	0	15	39	35	4	8	3	0	0
Gross Misd.	20	0	273	8	14	1	0	0	0	0	7	0	0	10	25	16	17	1	0	0	0
Misdemeanor	80	2	418	4	1	0	0	127	0	0	19	0	4	3	38	2	130	4	0	0	0
Juvenile	35	15	10	0	0	0	0	136	0	0	21	2	0	10	46	2	6	18	5	0	0
Total	135	74	702	21	34	1	2	263	0	0	53	3	4	38	148	55	157	31	8	0	0
Brown																					
Felony	0	15	0	2	4	0	1	0	0	0	9	0	0	1	17	4	2	0	1	0	0
Gross Misd.	2	0	126	1	1	0	0	0	0	0	5	0	0	1	21	0	16	1	2	0	0
Misdemeanor	7	0	123	0	0	0	0	2	0	1	1	0	0	0	4	0	18	0	0	0	0
Juvenile	6	5	4	0	0	0	0	29	0	0	11	0	0	3	24	0	6	4	1	0	0
Total	15	20	253	3	5	0	1	31	0	1	26	0	1	11	66	4	42	5	4	0	0
Carlton (CCA)																					
Felony	0	134	0	17	15	4	1	0	1	1	11	1	0	13	18	20	7	9	2	0	0
Gross Misd.	4	0	33	5	5	0	0	0	0	0	2	0	0	3	4	1	7	0	1	0	0
Misdemeanor	19	4	12	0	0	0	0	8	0	0	4	0	0	2	4	3	6	1	1	0	0
Juvenile	17	6	0	3	0	0	0	54	0	1	17	0	0	5	14	15	3	10	2	0	0
Total	40	144	45	25	20	4	1	62	1	2	34	1	0	23	40	39	23	20	6	0	0
Carver																					
Felony	4	68	0	9	21	1	3	0	1	1	11	2	0	10	37	21	13	18	6	0	0
Gross Misd.	9	3	386	0	5	0	0	1	0	0	10	0	1	8	14	6	80	0	0	0	0
Misdemeanor	77	0	3	0	0	0	0	26	0	0	11	0	0	0	33	0	98	1	0	0	0
Juvenile	51	29	0	1	3	0	1	50	0	0	15	1	0	12	55	2	23	6	6	0	0
Total	141	100	389	10	29	1	4	77	1	1	47	3	1	30	139	29	214	25	12	0	0

	1999 Year-end Population	2000 Entries	2000 Removals	2000 Year-end Population	Male	Female	White	Black	American Indian	Asian/Pacific Islander	Other Race	Unknown Race	Hispanic	Not Hispanic	Arson	Assault	Burglary	Crime Against Family	Crime Against Justice	Crime Against Government	Criminal Sexual Conduct																																																																																																																																																																																																																																																																																																																																																																																																																																																																																																																																																																																																																																																																																																																																																																																																																																																																																																																																																																																																																																																																																																																																																																																																																																																																																																																																																												
Cass																							Felony	232	120	94	259	205	54	152	2	94	1	10	0	1	258	1	49	34	0	8	0	24	Gross Misd.	248	119	80	295	249	46	170	2	122	0	1	0	0	295	0	13	1	2	20	4	2	Misdemeanor	161	74	73	153	122	31	85	0	68	0	0	0	1	152	0	40	0	0	11	3	0	Juvenile	126	110	102	134	109	25	72	0	62	0	0	0	1	133	3	34	31	0	15	1	8	Total	767	423	349	841	685	156	479	4	346	1	11	0	3	838	4	136	66	2	54	8	34	Chippewa (CCA)																							Felony	29	10	20	20	18	2	19	0	0	1	0	0	1	19	0	3	3	0	0	0	2	Gross Misd.	41	26	32	33	26	7	31	0	2	0	0	0	1	32	0	0	0	0	2	1	0	Misdemeanor	51	64	61	55	47	8	53	1	1	0	0	0	4	51	0	6	0	0	4	5	0	Juvenile	33	36	43	26	20	6	20	2	3	1	0	0	1	25	0	9	2	0	0	0	1	Total	154	136	156	134	111	23	123	3	6	2	0	0	7	127	0	18	5	0	6	6	3	Chisago																							Felony	255	129	105	281	251	30	269	10	1	0	1	0	1	280	1	37	23	1	2	1	33	Gross Misd.	369	150	174	334	290	44	315	6	7	0	6	0	2	332	0	9	3	3	15	1	4	Misdemeanor	756	665	637	793	625	168	554	8	3	1	227	0	7	786	0	84	0	2	23	3	0	Juvenile	158	196	218	136	111	25	112	3	0	2	19	0	1	135	1	27	8	0	4	3	6	Total	1538	1140	1134	1544	1277	267	1250	27	11	3	253	0	11	1533	2	157	34	6	44	8	43	Clay																							Felony	544	188	225	507	397	110	434	14	53	4	2	0	59	448	3	58	59	7	2	1	45	Gross Misd.	38	19	19	36	29	7	31	0	0	0	5	0	3	33	0	18	0	0	10	0	0	Misdemeanor	109	82	68	125	102	23	99	1	0	0	25	0	11	114	0	91	0	0	18	0	1	Juvenile	225	176	191	210	154	56	131	0	0	0	79	0	44	166	3	52	27	1	30	0	7	Total	916	465	503	878	682	196	695	15	53	4	111	0	117	761	6	219	86	8	60	1	53	Clearwater																							Felony	68	24	17	75	60	15	38	0	35	0	2	0	0	75	0	14	12	1	0	0	6	Gross Misd.	36	15	14	38	34	4	23	0	15	0	0	0	0	38	0	7	1	1	3	1	1	Misdemeanor	2	1	0	2	2	0	2	0	0	0	0	0	0	2	0	4	0	0	0	0	0	Juvenile	22	20	5	37	25	12	13	0	21	0	3	0	0	37	1	16	2	0	1	1	1	Total	128	60	36	152	121	31	76	0	71	0	5	0	0	152	1	41	15	2	4	2	8	Cook (CCA)																							Felony	30	20	18	31	26	5	26	0	4	0	1	0	1	30	0	4	6	0	0	0	3	Gross Misd.	53	26	29	52	45	7	38	0	14	0	0	0	1	51	0	3	0	0	0	0	0	Misdemeanor	97	75	84	87	73	14	76	3	7	0	1	0	0	87	0	2	0	1	0	0	0	Juvenile	4	12	8	8	7	1	6	0	2	0	0	0	1	7	0	0	0	0	0	0	0	Total	184	133	139	178	151	27	146	3	27	0	2	0	3	175	0	9	6	1	0	0	3	Cottonwood																							Felony	72	20	22	70	58	12	60	2	1	5	2	0	5	65	1	15	5	0	2	1	7	Gross Misd.	39	29	33	36	28	8	34	0	1	1	0	0	0	36	0	6	0	0	0	2	0	Misdemeanor	64	86	67	82	59	23	77	0	0	5	0	0	6	76	0	12	0	0	3	12	1	Juvenile	47	51	62	36	30	6	34	0	0	2	0	0	2	34	2	8	2	0	1	1	0	Total	222	186	184	224	175	49	205	2	2	13	2	0	13	211	3	41	7	0	6	16	8	Crow Wing (CCA)																							Felony	407	153	155	410	322	88	381	13	14	2	0	0	5	405	2	30	45	0	3	1	63	Gross Misd.	403	223	210	417	344	73	388	2	25	2	0	0	8	409	0	12	0	0	32	37	6	Misdemeanor	431	350	328	447	350	97	420	7	17	3	0	0	6	441	0	53	0	0	17	55	0	Juvenile	204	249	223	230	179	51	211	6	13	0	0	0	4	226	4	41	34	0	6	9	26	Total	1445	975	916	1504	1195	309	1400	28	69	7	0	0	23	1481	6	136	79	0	58	102	95	Dakota (CCA)																							Felony	2351	686	559	2487	1908	579	1809	387	32	51	126	82	126	2361	15	267	205	10	34	3	227	Gross Misd.	1892	840	644	2112	1727	385	1731	125	35	27	117	77	117	1995	0	104	5	16	143	29	24	Misdemeanor	2964	1985	2075	2810	2251	559	2074	259	41	59	213	164	213	2597	0	429	1	3	159	196	13	Juvenile	618	686	630	705	549	156	530	86	12	24	35	18	35	670	17	228	62	0	43	102	41	Total	7825	4197	3908	8114	6435	1679	6144	857	120	161	491	341	491	7623	32	1028	273	29	379	330	305	Dodge (CCA)																							Felony	22	24	0	48	40	8	39	3	3	0	3	0	3	45	0	10	5	0	1	0	0	Gross Misd.	22	28	2	46	38	8	44	0	0	0	2	0	5	41	0	1	2	1	3	0	0	Misdemeanor	5	35	2	38	33	5	31	1	0	0	6	0	3	35	0	9	1	0	1	0	0	Juvenile	3	25	0	28	23	5	27	0	1	0	0	0	1	27	0	3	3	0	0	3	1	Total	52	112	4	160	134	26	141	4	4	0	11	0	12	148	0	23	11	1	5	3	1
Felony	232	120	94	259	205	54	152	2	94	1	10	0	1	258	1	49	34	0	8	0	24	Gross Misd.	248	119	80	295	249	46	170	2	122	0	1	0	0	295	0	13	1	2	20	4	2	Misdemeanor	161	74	73	153	122	31	85	0	68	0	0	0	1	152	0	40	0	0	11	3	0	Juvenile	126	110	102	134	109	25	72	0	62	0	0	0	1	133	3	34	31	0	15	1	8	Total	767	423	349	841	685	156	479	4	346	1	11	0	3	838	4	136	66	2	54	8	34	Chippewa (CCA)																							Felony	29	10	20	20	18	2	19	0	0	1	0	0	1	19	0	3	3	0	0	0	2	Gross Misd.	41	26	32	33	26	7	31	0	2	0	0	0	1	32	0	0	0	0	2	1	0	Misdemeanor	51	64	61	55	47	8	53	1	1	0	0	0	4	51	0	6	0	0	4	5	0	Juvenile	33	36	43	26	20	6	20	2	3	1	0	0	1	25	0	9	2	0	0	0	1	Total	154	136	156	134	111	23	123	3	6	2	0	0	7	127	0	18	5	0	6	6	3	Chisago																							Felony	255	129	105	281	251	30	269	10	1	0	1	0	1	280	1	37	23	1	2	1	33	Gross Misd.	369	150	174	334	290	44	315	6	7	0	6	0	2	332	0	9	3	3	15	1	4	Misdemeanor	756	665	637	793	625	168	554	8	3	1	227	0	7	786	0	84	0	2	23	3	0	Juvenile	158	196	218	136	111	25	112	3	0	2	19	0	1	135	1	27	8	0	4	3	6	Total	1538	1140	1134	1544	1277	267	1250	27	11	3	253	0	11	1533	2	157	34	6	44	8	43	Clay																							Felony	544	188	225	507	397	110	434	14	53	4	2	0	59	448	3	58	59	7	2	1	45	Gross Misd.	38	19	19	36	29	7	31	0	0	0	5	0	3	33	0	18	0	0	10	0	0	Misdemeanor	109	82	68	125	102	23	99	1	0	0	25	0	11	114	0	91	0	0	18	0	1	Juvenile	225	176	191	210	154	56	131	0	0	0	79	0	44	166	3	52	27	1	30	0	7	Total	916	465	503	878	682	196	695	15	53	4	111	0	117	761	6	219	86	8	60	1	53	Clearwater																							Felony	68	24	17	75	60	15	38	0	35	0	2	0	0	75	0	14	12	1	0	0	6	Gross Misd.	36	15	14	38	34	4	23	0	15	0	0	0	0	38	0	7	1	1	3	1	1	Misdemeanor	2	1	0	2	2	0	2	0	0	0	0	0	0	2	0	4	0	0	0	0	0	Juvenile	22	20	5	37	25	12	13	0	21	0	3	0	0	37	1	16	2	0	1	1	1	Total	128	60	36	152	121	31	76	0	71	0	5	0	0	152	1	41	15	2	4	2	8	Cook (CCA)																							Felony	30	20	18	31	26	5	26	0	4	0	1	0	1	30	0	4	6	0	0	0	3	Gross Misd.	53	26	29	52	45	7	38	0	14	0	0	0	1	51	0	3	0	0	0	0	0	Misdemeanor	97	75	84	87	73	14	76	3	7	0	1	0	0	87	0	2	0	1	0	0	0	Juvenile	4	12	8	8	7	1	6	0	2	0	0	0	1	7	0	0	0	0	0	0	0	Total	184	133	139	178	151	27	146	3	27	0	2	0	3	175	0	9	6	1	0	0	3	Cottonwood																							Felony	72	20	22	70	58	12	60	2	1	5	2	0	5	65	1	15	5	0	2	1	7	Gross Misd.	39	29	33	36	28	8	34	0	1	1	0	0	0	36	0	6	0	0	0	2	0	Misdemeanor	64	86	67	82	59	23	77	0	0	5	0	0	6	76	0	12	0	0	3	12	1	Juvenile	47	51	62	36	30	6	34	0	0	2	0	0	2	34	2	8	2	0	1	1	0	Total	222	186	184	224	175	49	205	2	2	13	2	0	13	211	3	41	7	0	6	16	8	Crow Wing (CCA)																							Felony	407	153	155	410	322	88	381	13	14	2	0	0	5	405	2	30	45	0	3	1	63	Gross Misd.	403	223	210	417	344	73	388	2	25	2	0	0	8	409	0	12	0	0	32	37	6	Misdemeanor	431	350	328	447	350	97	420	7	17	3	0	0	6	441	0	53	0	0	17	55	0	Juvenile	204	249	223	230	179	51	211	6	13	0	0	0	4	226	4	41	34	0	6	9	26	Total	1445	975	916	1504	1195	309	1400	28	69	7	0	0	23	1481	6	136	79	0	58	102	95	Dakota (CCA)																							Felony	2351	686	559	2487	1908	579	1809	387	32	51	126	82	126	2361	15	267	205	10	34	3	227	Gross Misd.	1892	840	644	2112	1727	385	1731	125	35	27	117	77	117	1995	0	104	5	16	143	29	24	Misdemeanor	2964	1985	2075	2810	2251	559	2074	259	41	59	213	164	213	2597	0	429	1	3	159	196	13	Juvenile	618	686	630	705	549	156	530	86	12	24	35	18	35	670	17	228	62	0	43	102	41	Total	7825	4197	3908	8114	6435	1679	6144	857	120	161	491	341	491	7623	32	1028	273	29	379	330	305	Dodge (CCA)																							Felony	22	24	0	48	40	8	39	3	3	0	3	0	3	45	0	10	5	0	1	0	0	Gross Misd.	22	28	2	46	38	8	44	0	0	0	2	0	5	41	0	1	2	1	3	0	0	Misdemeanor	5	35	2	38	33	5	31	1	0	0	6	0	3	35	0	9	1	0	1	0	0	Juvenile	3	25	0	28	23	5	27	0	1	0	0	0	1	27	0	3	3	0	0	3	1	Total	52	112	4	160	134	26	141	4	4	0	11	0	12	148	0	23	11	1	5	3	1																							
Gross Misd.	248	119	80	295	249	46	170	2	122	0	1	0	0	295	0	13	1	2	20	4	2	Misdemeanor	161	74	73	153	122	31	85	0	68	0	0	0	1	152	0	40	0	0	11	3	0	Juvenile	126	110	102	134	109	25	72	0	62	0	0	0	1	133	3	34	31	0	15	1	8	Total	767	423	349	841	685	156	479	4	346	1	11	0	3	838	4	136	66	2	54	8	34	Chippewa (CCA)																							Felony	29	10	20	20	18	2	19	0	0	1	0	0	1	19	0	3	3	0	0	0	2	Gross Misd.	41	26	32	33	26	7	31	0	2	0	0	0	1	32	0	0	0	0	2	1	0	Misdemeanor	51	64	61	55	47	8	53	1	1	0	0	0	4	51	0	6	0	0	4	5	0	Juvenile	33	36	43	26	20	6	20	2	3	1	0	0	1	25	0	9	2	0	0	0	1	Total	154	136	156	134	111	23	123	3	6	2	0	0	7	127	0	18	5	0	6	6	3	Chisago																							Felony	255	129	105	281	251	30	269	10	1	0	1	0	1	280	1	37	23	1	2	1	33	Gross Misd.	369	150	174	334	290	44	315	6	7	0	6	0	2	332	0	9	3	3	15	1	4	Misdemeanor	756	665	637	793	625	168	554	8	3	1	227	0	7	786	0	84	0	2	23	3	0	Juvenile	158	196	218	136	111	25	112	3	0	2	19	0	1	135	1	27	8	0	4	3	6	Total	1538	1140	1134	1544	1277	267	1250	27	11	3	253	0	11	1533	2	157	34	6	44	8	43	Clay																							Felony	544	188	225	507	397	110	434	14	53	4	2	0	59	448	3	58	59	7	2	1	45	Gross Misd.	38	19	19	36	29	7	31	0	0	0	5	0	3	33	0	18	0	0	10	0	0	Misdemeanor	109	82	68	125	102	23	99	1	0	0	25	0	11	114	0	91	0	0	18	0	1	Juvenile	225	176	191	210	154	56	131	0	0	0	79	0	44	166	3	52	27	1	30	0	7	Total	916	465	503	878	682	196	695	15	53	4	111	0	117	761	6	219	86	8	60	1	53	Clearwater																							Felony	68	24	17	75	60	15	38	0	35	0	2	0	0	75	0	14	12	1	0	0	6	Gross Misd.	36	15	14	38	34	4	23	0	15	0	0	0	0	38	0	7	1	1	3	1	1	Misdemeanor	2	1	0	2	2	0	2	0	0	0	0	0	0	2	0	4	0	0	0	0	0	Juvenile	22	20	5	37	25	12	13	0	21	0	3	0	0	37	1	16	2	0	1	1	1	Total	128	60	36	152	121	31	76	0	71	0	5	0	0	152	1	41	15	2	4	2	8	Cook (CCA)																							Felony	30	20	18	31	26	5	26	0	4	0	1	0	1	30	0	4	6	0	0	0	3	Gross Misd.	53	26	29	52	45	7	38	0	14	0	0	0	1	51	0	3	0	0	0	0	0	Misdemeanor	97	75	84	87	73	14	76	3	7	0	1	0	0	87	0	2	0	1	0	0	0	Juvenile	4	12	8	8	7	1	6	0	2	0	0	0	1	7	0	0	0	0	0	0	0	Total	184	133	139	178	151	27	146	3	27	0	2	0	3	175	0	9	6	1	0	0	3	Cottonwood																							Felony	72	20	22	70	58	12	60	2	1	5	2	0	5	65	1	15	5	0	2	1	7	Gross Misd.	39	29	33	36	28	8	34	0	1	1	0	0	0	36	0	6	0	0	0	2	0	Misdemeanor	64	86	67	82	59	23	77	0	0	5	0	0	6	76	0	12	0	0	3	12	1	Juvenile	47	51	62	36	30	6	34	0	0	2	0	0	2	34	2	8	2	0	1	1	0	Total	222	186	184	224	175	49	205	2	2	13	2	0	13	211	3	41	7	0	6	16	8	Crow Wing (CCA)																							Felony	407	153	155	410	322	88	381	13	14	2	0	0	5	405	2	30	45	0	3	1	63	Gross Misd.	403	223	210	417	344	73	388	2	25	2	0	0	8	409	0	12	0	0	32	37	6	Misdemeanor	431	350	328	447	350	97	420	7	17	3	0	0	6	441	0	53	0	0	17	55	0	Juvenile	204	249	223	230	179	51	211	6	13	0	0	0	4	226	4	41	34	0	6	9	26	Total	1445	975	916	1504	1195	309	1400	28	69	7	0	0	23	1481	6	136	79	0	58	102	95	Dakota (CCA)																							Felony	2351	686	559	2487	1908	579	1809	387	32	51	126	82	126	2361	15	267	205	10	34	3	227	Gross Misd.	1892	840	644	2112	1727	385	1731	125	35	27	117	77	117	1995	0	104	5	16	143	29	24	Misdemeanor	2964	1985	2075	2810	2251	559	2074	259	41	59	213	164	213	2597	0	429	1	3	159	196	13	Juvenile	618	686	630	705	549	156	530	86	12	24	35	18	35	670	17	228	62	0	43	102	41	Total	7825	4197	3908	8114	6435	1679	6144	857	120	161	491	341	491	7623	32	1028	273	29	379	330	305	Dodge (CCA)																							Felony	22	24	0	48	40	8	39	3	3	0	3	0	3	45	0	10	5	0	1	0	0	Gross Misd.	22	28	2	46	38	8	44	0	0	0	2	0	5	41	0	1	2	1	3	0	0	Misdemeanor	5	35	2	38	33	5	31	1	0	0	6	0	3	35	0	9	1	0	1	0	0	Juvenile	3	25	0	28	23	5	27	0	1	0	0	0	1	27	0	3	3	0	0	3	1	Total	52	112	4	160	134	26	141	4	4	0	11	0	12	148	0	23	11	1	5	3	1																																													
Misdemeanor	161	74	73	153	122	31	85	0	68	0	0	0	1	152	0	40	0	0	11	3	0	Juvenile	126	110	102	134	109	25	72	0	62	0	0	0	1	133	3	34	31	0	15	1	8	Total	767	423	349	841	685	156	479	4	346	1	11	0	3	838	4	136	66	2	54	8	34	Chippewa (CCA)																							Felony	29	10	20	20	18	2	19	0	0	1	0	0	1	19	0	3	3	0	0	0	2	Gross Misd.	41	26	32	33	26	7	31	0	2	0	0	0	1	32	0	0	0	0	2	1	0	Misdemeanor	51	64	61	55	47	8	53	1	1	0	0	0	4	51	0	6	0	0	4	5	0	Juvenile	33	36	43	26	20	6	20	2	3	1	0	0	1	25	0	9	2	0	0	0	1	Total	154	136	156	134	111	23	123	3	6	2	0	0	7	127	0	18	5	0	6	6	3	Chisago																							Felony	255	129	105	281	251	30	269	10	1	0	1	0	1	280	1	37	23	1	2	1	33	Gross Misd.	369	150	174	334	290	44	315	6	7	0	6	0	2	332	0	9	3	3	15	1	4	Misdemeanor	756	665	637	793	625	168	554	8	3	1	227	0	7	786	0	84	0	2	23	3	0	Juvenile	158	196	218	136	111	25	112	3	0	2	19	0	1	135	1	27	8	0	4	3	6	Total	1538	1140	1134	1544	1277	267	1250	27	11	3	253	0	11	1533	2	157	34	6	44	8	43	Clay																							Felony	544	188	225	507	397	110	434	14	53	4	2	0	59	448	3	58	59	7	2	1	45	Gross Misd.	38	19	19	36	29	7	31	0	0	0	5	0	3	33	0	18	0	0	10	0	0	Misdemeanor	109	82	68	125	102	23	99	1	0	0	25	0	11	114	0	91	0	0	18	0	1	Juvenile	225	176	191	210	154	56	131	0	0	0	79	0	44	166	3	52	27	1	30	0	7	Total	916	465	503	878	682	196	695	15	53	4	111	0	117	761	6	219	86	8	60	1	53	Clearwater																							Felony	68	24	17	75	60	15	38	0	35	0	2	0	0	75	0	14	12	1	0	0	6	Gross Misd.	36	15	14	38	34	4	23	0	15	0	0	0	0	38	0	7	1	1	3	1	1	Misdemeanor	2	1	0	2	2	0	2	0	0	0	0	0	0	2	0	4	0	0	0	0	0	Juvenile	22	20	5	37	25	12	13	0	21	0	3	0	0	37	1	16	2	0	1	1	1	Total	128	60	36	152	121	31	76	0	71	0	5	0	0	152	1	41	15	2	4	2	8	Cook (CCA)																							Felony	30	20	18	31	26	5	26	0	4	0	1	0	1	30	0	4	6	0	0	0	3	Gross Misd.	53	26	29	52	45	7	38	0	14	0	0	0	1	51	0	3	0	0	0	0	0	Misdemeanor	97	75	84	87	73	14	76	3	7	0	1	0	0	87	0	2	0	1	0	0	0	Juvenile	4	12	8	8	7	1	6	0	2	0	0	0	1	7	0	0	0	0	0	0	0	Total	184	133	139	178	151	27	146	3	27	0	2	0	3	175	0	9	6	1	0	0	3	Cottonwood																							Felony	72	20	22	70	58	12	60	2	1	5	2	0	5	65	1	15	5	0	2	1	7	Gross Misd.	39	29	33	36	28	8	34	0	1	1	0	0	0	36	0	6	0	0	0	2	0	Misdemeanor	64	86	67	82	59	23	77	0	0	5	0	0	6	76	0	12	0	0	3	12	1	Juvenile	47	51	62	36	30	6	34	0	0	2	0	0	2	34	2	8	2	0	1	1	0	Total	222	186	184	224	175	49	205	2	2	13	2	0	13	211	3	41	7	0	6	16	8	Crow Wing (CCA)																							Felony	407	153	155	410	322	88	381	13	14	2	0	0	5	405	2	30	45	0	3	1	63	Gross Misd.	403	223	210	417	344	73	388	2	25	2	0	0	8	409	0	12	0	0	32	37	6	Misdemeanor	431	350	328	447	350	97	420	7	17	3	0	0	6	441	0	53	0	0	17	55	0	Juvenile	204	249	223	230	179	51	211	6	13	0	0	0	4	226	4	41	34	0	6	9	26	Total	1445	975	916	1504	1195	309	1400	28	69	7	0	0	23	1481	6	136	79	0	58	102	95	Dakota (CCA)																							Felony	2351	686	559	2487	1908	579	1809	387	32	51	126	82	126	2361	15	267	205	10	34	3	227	Gross Misd.	1892	840	644	2112	1727	385	1731	125	35	27	117	77	117	1995	0	104	5	16	143	29	24	Misdemeanor	2964	1985	2075	2810	2251	559	2074	259	41	59	213	164	213	2597	0	429	1	3	159	196	13	Juvenile	618	686	630	705	549	156	530	86	12	24	35	18	35	670	17	228	62	0	43	102	41	Total	7825	4197	3908	8114	6435	1679	6144	857	120	161	491	341	491	7623	32	1028	273	29	379	330	305	Dodge (CCA)																							Felony	22	24	0	48	40	8	39	3	3	0	3	0	3	45	0	10	5	0	1	0	0	Gross Misd.	22	28	2	46	38	8	44	0	0	0	2	0	5	41	0	1	2	1	3	0	0	Misdemeanor	5	35	2	38	33	5	31	1	0	0	6	0	3	35	0	9	1	0	1	0	0	Juvenile	3	25	0	28	23	5	27	0	1	0	0	0	1	27	0	3	3	0	0	3	1	Total	52	112	4	160	134	26	141	4	4	0	11	0	12	148	0	23	11	1	5	3	1																																																																			
Juvenile	126	110	102	134	109	25	72	0	62	0	0	0	1	133	3	34	31	0	15	1	8	Total	767	423	349	841	685	156	479	4	346	1	11	0	3	838	4	136	66	2	54	8	34	Chippewa (CCA)																							Felony	29	10	20	20	18	2	19	0	0	1	0	0	1	19	0	3	3	0	0	0	2	Gross Misd.	41	26	32	33	26	7	31	0	2	0	0	0	1	32	0	0	0	0	2	1	0	Misdemeanor	51	64	61	55	47	8	53	1	1	0	0	0	4	51	0	6	0	0	4	5	0	Juvenile	33	36	43	26	20	6	20	2	3	1	0	0	1	25	0	9	2	0	0	0	1	Total	154	136	156	134	111	23	123	3	6	2	0	0	7	127	0	18	5	0	6	6	3	Chisago																							Felony	255	129	105	281	251	30	269	10	1	0	1	0	1	280	1	37	23	1	2	1	33	Gross Misd.	369	150	174	334	290	44	315	6	7	0	6	0	2	332	0	9	3	3	15	1	4	Misdemeanor	756	665	637	793	625	168	554	8	3	1	227	0	7	786	0	84	0	2	23	3	0	Juvenile	158	196	218	136	111	25	112	3	0	2	19	0	1	135	1	27	8	0	4	3	6	Total	1538	1140	1134	1544	1277	267	1250	27	11	3	253	0	11	1533	2	157	34	6	44	8	43	Clay																							Felony	544	188	225	507	397	110	434	14	53	4	2	0	59	448	3	58	59	7	2	1	45	Gross Misd.	38	19	19	36	29	7	31	0	0	0	5	0	3	33	0	18	0	0	10	0	0	Misdemeanor	109	82	68	125	102	23	99	1	0	0	25	0	11	114	0	91	0	0	18	0	1	Juvenile	225	176	191	210	154	56	131	0	0	0	79	0	44	166	3	52	27	1	30	0	7	Total	916	465	503	878	682	196	695	15	53	4	111	0	117	761	6	219	86	8	60	1	53	Clearwater																							Felony	68	24	17	75	60	15	38	0	35	0	2	0	0	75	0	14	12	1	0	0	6	Gross Misd.	36	15	14	38	34	4	23	0	15	0	0	0	0	38	0	7	1	1	3	1	1	Misdemeanor	2	1	0	2	2	0	2	0	0	0	0	0	0	2	0	4	0	0	0	0	0	Juvenile	22	20	5	37	25	12	13	0	21	0	3	0	0	37	1	16	2	0	1	1	1	Total	128	60	36	152	121	31	76	0	71	0	5	0	0	152	1	41	15	2	4	2	8	Cook (CCA)																							Felony	30	20	18	31	26	5	26	0	4	0	1	0	1	30	0	4	6	0	0	0	3	Gross Misd.	53	26	29	52	45	7	38	0	14	0	0	0	1	51	0	3	0	0	0	0	0	Misdemeanor	97	75	84	87	73	14	76	3	7	0	1	0	0	87	0	2	0	1	0	0	0	Juvenile	4	12	8	8	7	1	6	0	2	0	0	0	1	7	0	0	0	0	0	0	0	Total	184	133	139	178	151	27	146	3	27	0	2	0	3	175	0	9	6	1	0	0	3	Cottonwood																							Felony	72	20	22	70	58	12	60	2	1	5	2	0	5	65	1	15	5	0	2	1	7	Gross Misd.	39	29	33	36	28	8	34	0	1	1	0	0	0	36	0	6	0	0	0	2	0	Misdemeanor	64	86	67	82	59	23	77	0	0	5	0	0	6	76	0	12	0	0	3	12	1	Juvenile	47	51	62	36	30	6	34	0	0	2	0	0	2	34	2	8	2	0	1	1	0	Total	222	186	184	224	175	49	205	2	2	13	2	0	13	211	3	41	7	0	6	16	8	Crow Wing (CCA)																							Felony	407	153	155	410	322	88	381	13	14	2	0	0	5	405	2	30	45	0	3	1	63	Gross Misd.	403	223	210	417	344	73	388	2	25	2	0	0	8	409	0	12	0	0	32	37	6	Misdemeanor	431	350	328	447	350	97	420	7	17	3	0	0	6	441	0	53	0	0	17	55	0	Juvenile	204	249	223	230	179	51	211	6	13	0	0	0	4	226	4	41	34	0	6	9	26	Total	1445	975	916	1504	1195	309	1400	28	69	7	0	0	23	1481	6	136	79	0	58	102	95	Dakota (CCA)																							Felony	2351	686	559	2487	1908	579	1809	387	32	51	126	82	126	2361	15	267	205	10	34	3	227	Gross Misd.	1892	840	644	2112	1727	385	1731	125	35	27	117	77	117	1995	0	104	5	16	143	29	24	Misdemeanor	2964	1985	2075	2810	2251	559	2074	259	41	59	213	164	213	2597	0	429	1	3	159	196	13	Juvenile	618	686	630	705	549	156	530	86	12	24	35	18	35	670	17	228	62	0	43	102	41	Total	7825	4197	3908	8114	6435	1679	6144	857	120	161	491	341	491	7623	32	1028	273	29	379	330	305	Dodge (CCA)																							Felony	22	24	0	48	40	8	39	3	3	0	3	0	3	45	0	10	5	0	1	0	0	Gross Misd.	22	28	2	46	38	8	44	0	0	0	2	0	5	41	0	1	2	1	3	0	0	Misdemeanor	5	35	2	38	33	5	31	1	0	0	6	0	3	35	0	9	1	0	1	0	0	Juvenile	3	25	0	28	23	5	27	0	1	0	0	0	1	27	0	3	3	0	0	3	1	Total	52	112	4	160	134	26	141	4	4	0	11	0	12	148	0	23	11	1	5	3	1																																																																																									
Total	767	423	349	841	685	156	479	4	346	1	11	0	3	838	4	136	66	2	54	8	34	Chippewa (CCA)																							Felony	29	10	20	20	18	2	19	0	0	1	0	0	1	19	0	3	3	0	0	0	2	Gross Misd.	41	26	32	33	26	7	31	0	2	0	0	0	1	32	0	0	0	0	2	1	0	Misdemeanor	51	64	61	55	47	8	53	1	1	0	0	0	4	51	0	6	0	0	4	5	0	Juvenile	33	36	43	26	20	6	20	2	3	1	0	0	1	25	0	9	2	0	0	0	1	Total	154	136	156	134	111	23	123	3	6	2	0	0	7	127	0	18	5	0	6	6	3	Chisago																							Felony	255	129	105	281	251	30	269	10	1	0	1	0	1	280	1	37	23	1	2	1	33	Gross Misd.	369	150	174	334	290	44	315	6	7	0	6	0	2	332	0	9	3	3	15	1	4	Misdemeanor	756	665	637	793	625	168	554	8	3	1	227	0	7	786	0	84	0	2	23	3	0	Juvenile	158	196	218	136	111	25	112	3	0	2	19	0	1	135	1	27	8	0	4	3	6	Total	1538	1140	1134	1544	1277	267	1250	27	11	3	253	0	11	1533	2	157	34	6	44	8	43	Clay																							Felony	544	188	225	507	397	110	434	14	53	4	2	0	59	448	3	58	59	7	2	1	45	Gross Misd.	38	19	19	36	29	7	31	0	0	0	5	0	3	33	0	18	0	0	10	0	0	Misdemeanor	109	82	68	125	102	23	99	1	0	0	25	0	11	114	0	91	0	0	18	0	1	Juvenile	225	176	191	210	154	56	131	0	0	0	79	0	44	166	3	52	27	1	30	0	7	Total	916	465	503	878	682	196	695	15	53	4	111	0	117	761	6	219	86	8	60	1	53	Clearwater																							Felony	68	24	17	75	60	15	38	0	35	0	2	0	0	75	0	14	12	1	0	0	6	Gross Misd.	36	15	14	38	34	4	23	0	15	0	0	0	0	38	0	7	1	1	3	1	1	Misdemeanor	2	1	0	2	2	0	2	0	0	0	0	0	0	2	0	4	0	0	0	0	0	Juvenile	22	20	5	37	25	12	13	0	21	0	3	0	0	37	1	16	2	0	1	1	1	Total	128	60	36	152	121	31	76	0	71	0	5	0	0	152	1	41	15	2	4	2	8	Cook (CCA)																							Felony	30	20	18	31	26	5	26	0	4	0	1	0	1	30	0	4	6	0	0	0	3	Gross Misd.	53	26	29	52	45	7	38	0	14	0	0	0	1	51	0	3	0	0	0	0	0	Misdemeanor	97	75	84	87	73	14	76	3	7	0	1	0	0	87	0	2	0	1	0	0	0	Juvenile	4	12	8	8	7	1	6	0	2	0	0	0	1	7	0	0	0	0	0	0	0	Total	184	133	139	178	151	27	146	3	27	0	2	0	3	175	0	9	6	1	0	0	3	Cottonwood																							Felony	72	20	22	70	58	12	60	2	1	5	2	0	5	65	1	15	5	0	2	1	7	Gross Misd.	39	29	33	36	28	8	34	0	1	1	0	0	0	36	0	6	0	0	0	2	0	Misdemeanor	64	86	67	82	59	23	77	0	0	5	0	0	6	76	0	12	0	0	3	12	1	Juvenile	47	51	62	36	30	6	34	0	0	2	0	0	2	34	2	8	2	0	1	1	0	Total	222	186	184	224	175	49	205	2	2	13	2	0	13	211	3	41	7	0	6	16	8	Crow Wing (CCA)																							Felony	407	153	155	410	322	88	381	13	14	2	0	0	5	405	2	30	45	0	3	1	63	Gross Misd.	403	223	210	417	344	73	388	2	25	2	0	0	8	409	0	12	0	0	32	37	6	Misdemeanor	431	350	328	447	350	97	420	7	17	3	0	0	6	441	0	53	0	0	17	55	0	Juvenile	204	249	223	230	179	51	211	6	13	0	0	0	4	226	4	41	34	0	6	9	26	Total	1445	975	916	1504	1195	309	1400	28	69	7	0	0	23	1481	6	136	79	0	58	102	95	Dakota (CCA)																							Felony	2351	686	559	2487	1908	579	1809	387	32	51	126	82	126	2361	15	267	205	10	34	3	227	Gross Misd.	1892	840	644	2112	1727	385	1731	125	35	27	117	77	117	1995	0	104	5	16	143	29	24	Misdemeanor	2964	1985	2075	2810	2251	559	2074	259	41	59	213	164	213	2597	0	429	1	3	159	196	13	Juvenile	618	686	630	705	549	156	530	86	12	24	35	18	35	670	17	228	62	0	43	102	41	Total	7825	4197	3908	8114	6435	1679	6144	857	120	161	491	341	491	7623	32	1028	273	29	379	330	305	Dodge (CCA)																							Felony	22	24	0	48	40	8	39	3	3	0	3	0	3	45	0	10	5	0	1	0	0	Gross Misd.	22	28	2	46	38	8	44	0	0	0	2	0	5	41	0	1	2	1	3	0	0	Misdemeanor	5	35	2	38	33	5	31	1	0	0	6	0	3	35	0	9	1	0	1	0	0	Juvenile	3	25	0	28	23	5	27	0	1	0	0	0	1	27	0	3	3	0	0	3	1	Total	52	112	4	160	134	26	141	4	4	0	11	0	12	148	0	23	11	1	5	3	1																																																																																																															
Chippewa (CCA)																							Felony	29	10	20	20	18	2	19	0	0	1	0	0	1	19	0	3	3	0	0	0	2	Gross Misd.	41	26	32	33	26	7	31	0	2	0	0	0	1	32	0	0	0	0	2	1	0	Misdemeanor	51	64	61	55	47	8	53	1	1	0	0	0	4	51	0	6	0	0	4	5	0	Juvenile	33	36	43	26	20	6	20	2	3	1	0	0	1	25	0	9	2	0	0	0	1	Total	154	136	156	134	111	23	123	3	6	2	0	0	7	127	0	18	5	0	6	6	3	Chisago																							Felony	255	129	105	281	251	30	269	10	1	0	1	0	1	280	1	37	23	1	2	1	33	Gross Misd.	369	150	174	334	290	44	315	6	7	0	6	0	2	332	0	9	3	3	15	1	4	Misdemeanor	756	665	637	793	625	168	554	8	3	1	227	0	7	786	0	84	0	2	23	3	0	Juvenile	158	196	218	136	111	25	112	3	0	2	19	0	1	135	1	27	8	0	4	3	6	Total	1538	1140	1134	1544	1277	267	1250	27	11	3	253	0	11	1533	2	157	34	6	44	8	43	Clay																							Felony	544	188	225	507	397	110	434	14	53	4	2	0	59	448	3	58	59	7	2	1	45	Gross Misd.	38	19	19	36	29	7	31	0	0	0	5	0	3	33	0	18	0	0	10	0	0	Misdemeanor	109	82	68	125	102	23	99	1	0	0	25	0	11	114	0	91	0	0	18	0	1	Juvenile	225	176	191	210	154	56	131	0	0	0	79	0	44	166	3	52	27	1	30	0	7	Total	916	465	503	878	682	196	695	15	53	4	111	0	117	761	6	219	86	8	60	1	53	Clearwater																							Felony	68	24	17	75	60	15	38	0	35	0	2	0	0	75	0	14	12	1	0	0	6	Gross Misd.	36	15	14	38	34	4	23	0	15	0	0	0	0	38	0	7	1	1	3	1	1	Misdemeanor	2	1	0	2	2	0	2	0	0	0	0	0	0	2	0	4	0	0	0	0	0	Juvenile	22	20	5	37	25	12	13	0	21	0	3	0	0	37	1	16	2	0	1	1	1	Total	128	60	36	152	121	31	76	0	71	0	5	0	0	152	1	41	15	2	4	2	8	Cook (CCA)																							Felony	30	20	18	31	26	5	26	0	4	0	1	0	1	30	0	4	6	0	0	0	3	Gross Misd.	53	26	29	52	45	7	38	0	14	0	0	0	1	51	0	3	0	0	0	0	0	Misdemeanor	97	75	84	87	73	14	76	3	7	0	1	0	0	87	0	2	0	1	0	0	0	Juvenile	4	12	8	8	7	1	6	0	2	0	0	0	1	7	0	0	0	0	0	0	0	Total	184	133	139	178	151	27	146	3	27	0	2	0	3	175	0	9	6	1	0	0	3	Cottonwood																							Felony	72	20	22	70	58	12	60	2	1	5	2	0	5	65	1	15	5	0	2	1	7	Gross Misd.	39	29	33	36	28	8	34	0	1	1	0	0	0	36	0	6	0	0	0	2	0	Misdemeanor	64	86	67	82	59	23	77	0	0	5	0	0	6	76	0	12	0	0	3	12	1	Juvenile	47	51	62	36	30	6	34	0	0	2	0	0	2	34	2	8	2	0	1	1	0	Total	222	186	184	224	175	49	205	2	2	13	2	0	13	211	3	41	7	0	6	16	8	Crow Wing (CCA)																							Felony	407	153	155	410	322	88	381	13	14	2	0	0	5	405	2	30	45	0	3	1	63	Gross Misd.	403	223	210	417	344	73	388	2	25	2	0	0	8	409	0	12	0	0	32	37	6	Misdemeanor	431	350	328	447	350	97	420	7	17	3	0	0	6	441	0	53	0	0	17	55	0	Juvenile	204	249	223	230	179	51	211	6	13	0	0	0	4	226	4	41	34	0	6	9	26	Total	1445	975	916	1504	1195	309	1400	28	69	7	0	0	23	1481	6	136	79	0	58	102	95	Dakota (CCA)																							Felony	2351	686	559	2487	1908	579	1809	387	32	51	126	82	126	2361	15	267	205	10	34	3	227	Gross Misd.	1892	840	644	2112	1727	385	1731	125	35	27	117	77	117	1995	0	104	5	16	143	29	24	Misdemeanor	2964	1985	2075	2810	2251	559	2074	259	41	59	213	164	213	2597	0	429	1	3	159	196	13	Juvenile	618	686	630	705	549	156	530	86	12	24	35	18	35	670	17	228	62	0	43	102	41	Total	7825	4197	3908	8114	6435	1679	6144	857	120	161	491	341	491	7623	32	1028	273	29	379	330	305	Dodge (CCA)																							Felony	22	24	0	48	40	8	39	3	3	0	3	0	3	45	0	10	5	0	1	0	0	Gross Misd.	22	28	2	46	38	8	44	0	0	0	2	0	5	41	0	1	2	1	3	0	0	Misdemeanor	5	35	2	38	33	5	31	1	0	0	6	0	3	35	0	9	1	0	1	0	0	Juvenile	3	25	0	28	23	5	27	0	1	0	0	0	1	27	0	3	3	0	0	3	1	Total	52	112	4	160	134	26	141	4	4	0	11	0	12	148	0	23	11	1	5	3	1																																																																																																																																					
Felony	29	10	20	20	18	2	19	0	0	1	0	0	1	19	0	3	3	0	0	0	2	Gross Misd.	41	26	32	33	26	7	31	0	2	0	0	0	1	32	0	0	0	0	2	1	0	Misdemeanor	51	64	61	55	47	8	53	1	1	0	0	0	4	51	0	6	0	0	4	5	0	Juvenile	33	36	43	26	20	6	20	2	3	1	0	0	1	25	0	9	2	0	0	0	1	Total	154	136	156	134	111	23	123	3	6	2	0	0	7	127	0	18	5	0	6	6	3	Chisago																							Felony	255	129	105	281	251	30	269	10	1	0	1	0	1	280	1	37	23	1	2	1	33	Gross Misd.	369	150	174	334	290	44	315	6	7	0	6	0	2	332	0	9	3	3	15	1	4	Misdemeanor	756	665	637	793	625	168	554	8	3	1	227	0	7	786	0	84	0	2	23	3	0	Juvenile	158	196	218	136	111	25	112	3	0	2	19	0	1	135	1	27	8	0	4	3	6	Total	1538	1140	1134	1544	1277	267	1250	27	11	3	253	0	11	1533	2	157	34	6	44	8	43	Clay																							Felony	544	188	225	507	397	110	434	14	53	4	2	0	59	448	3	58	59	7	2	1	45	Gross Misd.	38	19	19	36	29	7	31	0	0	0	5	0	3	33	0	18	0	0	10	0	0	Misdemeanor	109	82	68	125	102	23	99	1	0	0	25	0	11	114	0	91	0	0	18	0	1	Juvenile	225	176	191	210	154	56	131	0	0	0	79	0	44	166	3	52	27	1	30	0	7	Total	916	465	503	878	682	196	695	15	53	4	111	0	117	761	6	219	86	8	60	1	53	Clearwater																							Felony	68	24	17	75	60	15	38	0	35	0	2	0	0	75	0	14	12	1	0	0	6	Gross Misd.	36	15	14	38	34	4	23	0	15	0	0	0	0	38	0	7	1	1	3	1	1	Misdemeanor	2	1	0	2	2	0	2	0	0	0	0	0	0	2	0	4	0	0	0	0	0	Juvenile	22	20	5	37	25	12	13	0	21	0	3	0	0	37	1	16	2	0	1	1	1	Total	128	60	36	152	121	31	76	0	71	0	5	0	0	152	1	41	15	2	4	2	8	Cook (CCA)																							Felony	30	20	18	31	26	5	26	0	4	0	1	0	1	30	0	4	6	0	0	0	3	Gross Misd.	53	26	29	52	45	7	38	0	14	0	0	0	1	51	0	3	0	0	0	0	0	Misdemeanor	97	75	84	87	73	14	76	3	7	0	1	0	0	87	0	2	0	1	0	0	0	Juvenile	4	12	8	8	7	1	6	0	2	0	0	0	1	7	0	0	0	0	0	0	0	Total	184	133	139	178	151	27	146	3	27	0	2	0	3	175	0	9	6	1	0	0	3	Cottonwood																							Felony	72	20	22	70	58	12	60	2	1	5	2	0	5	65	1	15	5	0	2	1	7	Gross Misd.	39	29	33	36	28	8	34	0	1	1	0	0	0	36	0	6	0	0	0	2	0	Misdemeanor	64	86	67	82	59	23	77	0	0	5	0	0	6	76	0	12	0	0	3	12	1	Juvenile	47	51	62	36	30	6	34	0	0	2	0	0	2	34	2	8	2	0	1	1	0	Total	222	186	184	224	175	49	205	2	2	13	2	0	13	211	3	41	7	0	6	16	8	Crow Wing (CCA)																							Felony	407	153	155	410	322	88	381	13	14	2	0	0	5	405	2	30	45	0	3	1	63	Gross Misd.	403	223	210	417	344	73	388	2	25	2	0	0	8	409	0	12	0	0	32	37	6	Misdemeanor	431	350	328	447	350	97	420	7	17	3	0	0	6	441	0	53	0	0	17	55	0	Juvenile	204	249	223	230	179	51	211	6	13	0	0	0	4	226	4	41	34	0	6	9	26	Total	1445	975	916	1504	1195	309	1400	28	69	7	0	0	23	1481	6	136	79	0	58	102	95	Dakota (CCA)																							Felony	2351	686	559	2487	1908	579	1809	387	32	51	126	82	126	2361	15	267	205	10	34	3	227	Gross Misd.	1892	840	644	2112	1727	385	1731	125	35	27	117	77	117	1995	0	104	5	16	143	29	24	Misdemeanor	2964	1985	2075	2810	2251	559	2074	259	41	59	213	164	213	2597	0	429	1	3	159	196	13	Juvenile	618	686	630	705	549	156	530	86	12	24	35	18	35	670	17	228	62	0	43	102	41	Total	7825	4197	3908	8114	6435	1679	6144	857	120	161	491	341	491	7623	32	1028	273	29	379	330	305	Dodge (CCA)																							Felony	22	24	0	48	40	8	39	3	3	0	3	0	3	45	0	10	5	0	1	0	0	Gross Misd.	22	28	2	46	38	8	44	0	0	0	2	0	5	41	0	1	2	1	3	0	0	Misdemeanor	5	35	2	38	33	5	31	1	0	0	6	0	3	35	0	9	1	0	1	0	0	Juvenile	3	25	0	28	23	5	27	0	1	0	0	0	1	27	0	3	3	0	0	3	1	Total	52	112	4	160	134	26	141	4	4	0	11	0	12	148	0	23	11	1	5	3	1																																																																																																																																																												
Gross Misd.	41	26	32	33	26	7	31	0	2	0	0	0	1	32	0	0	0	0	2	1	0	Misdemeanor	51	64	61	55	47	8	53	1	1	0	0	0	4	51	0	6	0	0	4	5	0	Juvenile	33	36	43	26	20	6	20	2	3	1	0	0	1	25	0	9	2	0	0	0	1	Total	154	136	156	134	111	23	123	3	6	2	0	0	7	127	0	18	5	0	6	6	3	Chisago																							Felony	255	129	105	281	251	30	269	10	1	0	1	0	1	280	1	37	23	1	2	1	33	Gross Misd.	369	150	174	334	290	44	315	6	7	0	6	0	2	332	0	9	3	3	15	1	4	Misdemeanor	756	665	637	793	625	168	554	8	3	1	227	0	7	786	0	84	0	2	23	3	0	Juvenile	158	196	218	136	111	25	112	3	0	2	19	0	1	135	1	27	8	0	4	3	6	Total	1538	1140	1134	1544	1277	267	1250	27	11	3	253	0	11	1533	2	157	34	6	44	8	43	Clay																							Felony	544	188	225	507	397	110	434	14	53	4	2	0	59	448	3	58	59	7	2	1	45	Gross Misd.	38	19	19	36	29	7	31	0	0	0	5	0	3	33	0	18	0	0	10	0	0	Misdemeanor	109	82	68	125	102	23	99	1	0	0	25	0	11	114	0	91	0	0	18	0	1	Juvenile	225	176	191	210	154	56	131	0	0	0	79	0	44	166	3	52	27	1	30	0	7	Total	916	465	503	878	682	196	695	15	53	4	111	0	117	761	6	219	86	8	60	1	53	Clearwater																							Felony	68	24	17	75	60	15	38	0	35	0	2	0	0	75	0	14	12	1	0	0	6	Gross Misd.	36	15	14	38	34	4	23	0	15	0	0	0	0	38	0	7	1	1	3	1	1	Misdemeanor	2	1	0	2	2	0	2	0	0	0	0	0	0	2	0	4	0	0	0	0	0	Juvenile	22	20	5	37	25	12	13	0	21	0	3	0	0	37	1	16	2	0	1	1	1	Total	128	60	36	152	121	31	76	0	71	0	5	0	0	152	1	41	15	2	4	2	8	Cook (CCA)																							Felony	30	20	18	31	26	5	26	0	4	0	1	0	1	30	0	4	6	0	0	0	3	Gross Misd.	53	26	29	52	45	7	38	0	14	0	0	0	1	51	0	3	0	0	0	0	0	Misdemeanor	97	75	84	87	73	14	76	3	7	0	1	0	0	87	0	2	0	1	0	0	0	Juvenile	4	12	8	8	7	1	6	0	2	0	0	0	1	7	0	0	0	0	0	0	0	Total	184	133	139	178	151	27	146	3	27	0	2	0	3	175	0	9	6	1	0	0	3	Cottonwood																							Felony	72	20	22	70	58	12	60	2	1	5	2	0	5	65	1	15	5	0	2	1	7	Gross Misd.	39	29	33	36	28	8	34	0	1	1	0	0	0	36	0	6	0	0	0	2	0	Misdemeanor	64	86	67	82	59	23	77	0	0	5	0	0	6	76	0	12	0	0	3	12	1	Juvenile	47	51	62	36	30	6	34	0	0	2	0	0	2	34	2	8	2	0	1	1	0	Total	222	186	184	224	175	49	205	2	2	13	2	0	13	211	3	41	7	0	6	16	8	Crow Wing (CCA)																							Felony	407	153	155	410	322	88	381	13	14	2	0	0	5	405	2	30	45	0	3	1	63	Gross Misd.	403	223	210	417	344	73	388	2	25	2	0	0	8	409	0	12	0	0	32	37	6	Misdemeanor	431	350	328	447	350	97	420	7	17	3	0	0	6	441	0	53	0	0	17	55	0	Juvenile	204	249	223	230	179	51	211	6	13	0	0	0	4	226	4	41	34	0	6	9	26	Total	1445	975	916	1504	1195	309	1400	28	69	7	0	0	23	1481	6	136	79	0	58	102	95	Dakota (CCA)																							Felony	2351	686	559	2487	1908	579	1809	387	32	51	126	82	126	2361	15	267	205	10	34	3	227	Gross Misd.	1892	840	644	2112	1727	385	1731	125	35	27	117	77	117	1995	0	104	5	16	143	29	24	Misdemeanor	2964	1985	2075	2810	2251	559	2074	259	41	59	213	164	213	2597	0	429	1	3	159	196	13	Juvenile	618	686	630	705	549	156	530	86	12	24	35	18	35	670	17	228	62	0	43	102	41	Total	7825	4197	3908	8114	6435	1679	6144	857	120	161	491	341	491	7623	32	1028	273	29	379	330	305	Dodge (CCA)																							Felony	22	24	0	48	40	8	39	3	3	0	3	0	3	45	0	10	5	0	1	0	0	Gross Misd.	22	28	2	46	38	8	44	0	0	0	2	0	5	41	0	1	2	1	3	0	0	Misdemeanor	5	35	2	38	33	5	31	1	0	0	6	0	3	35	0	9	1	0	1	0	0	Juvenile	3	25	0	28	23	5	27	0	1	0	0	0	1	27	0	3	3	0	0	3	1	Total	52	112	4	160	134	26	141	4	4	0	11	0	12	148	0	23	11	1	5	3	1																																																																																																																																																																																		
Misdemeanor	51	64	61	55	47	8	53	1	1	0	0	0	4	51	0	6	0	0	4	5	0	Juvenile	33	36	43	26	20	6	20	2	3	1	0	0	1	25	0	9	2	0	0	0	1	Total	154	136	156	134	111	23	123	3	6	2	0	0	7	127	0	18	5	0	6	6	3	Chisago																							Felony	255	129	105	281	251	30	269	10	1	0	1	0	1	280	1	37	23	1	2	1	33	Gross Misd.	369	150	174	334	290	44	315	6	7	0	6	0	2	332	0	9	3	3	15	1	4	Misdemeanor	756	665	637	793	625	168	554	8	3	1	227	0	7	786	0	84	0	2	23	3	0	Juvenile	158	196	218	136	111	25	112	3	0	2	19	0	1	135	1	27	8	0	4	3	6	Total	1538	1140	1134	1544	1277	267	1250	27	11	3	253	0	11	1533	2	157	34	6	44	8	43	Clay																							Felony	544	188	225	507	397	110	434	14	53	4	2	0	59	448	3	58	59	7	2	1	45	Gross Misd.	38	19	19	36	29	7	31	0	0	0	5	0	3	33	0	18	0	0	10	0	0	Misdemeanor	109	82	68	125	102	23	99	1	0	0	25	0	11	114	0	91	0	0	18	0	1	Juvenile	225	176	191	210	154	56	131	0	0	0	79	0	44	166	3	52	27	1	30	0	7	Total	916	465	503	878	682	196	695	15	53	4	111	0	117	761	6	219	86	8	60	1	53	Clearwater																							Felony	68	24	17	75	60	15	38	0	35	0	2	0	0	75	0	14	12	1	0	0	6	Gross Misd.	36	15	14	38	34	4	23	0	15	0	0	0	0	38	0	7	1	1	3	1	1	Misdemeanor	2	1	0	2	2	0	2	0	0	0	0	0	0	2	0	4	0	0	0	0	0	Juvenile	22	20	5	37	25	12	13	0	21	0	3	0	0	37	1	16	2	0	1	1	1	Total	128	60	36	152	121	31	76	0	71	0	5	0	0	152	1	41	15	2	4	2	8	Cook (CCA)																							Felony	30	20	18	31	26	5	26	0	4	0	1	0	1	30	0	4	6	0	0	0	3	Gross Misd.	53	26	29	52	45	7	38	0	14	0	0	0	1	51	0	3	0	0	0	0	0	Misdemeanor	97	75	84	87	73	14	76	3	7	0	1	0	0	87	0	2	0	1	0	0	0	Juvenile	4	12	8	8	7	1	6	0	2	0	0	0	1	7	0	0	0	0	0	0	0	Total	184	133	139	178	151	27	146	3	27	0	2	0	3	175	0	9	6	1	0	0	3	Cottonwood																							Felony	72	20	22	70	58	12	60	2	1	5	2	0	5	65	1	15	5	0	2	1	7	Gross Misd.	39	29	33	36	28	8	34	0	1	1	0	0	0	36	0	6	0	0	0	2	0	Misdemeanor	64	86	67	82	59	23	77	0	0	5	0	0	6	76	0	12	0	0	3	12	1	Juvenile	47	51	62	36	30	6	34	0	0	2	0	0	2	34	2	8	2	0	1	1	0	Total	222	186	184	224	175	49	205	2	2	13	2	0	13	211	3	41	7	0	6	16	8	Crow Wing (CCA)																							Felony	407	153	155	410	322	88	381	13	14	2	0	0	5	405	2	30	45	0	3	1	63	Gross Misd.	403	223	210	417	344	73	388	2	25	2	0	0	8	409	0	12	0	0	32	37	6	Misdemeanor	431	350	328	447	350	97	420	7	17	3	0	0	6	441	0	53	0	0	17	55	0	Juvenile	204	249	223	230	179	51	211	6	13	0	0	0	4	226	4	41	34	0	6	9	26	Total	1445	975	916	1504	1195	309	1400	28	69	7	0	0	23	1481	6	136	79	0	58	102	95	Dakota (CCA)																							Felony	2351	686	559	2487	1908	579	1809	387	32	51	126	82	126	2361	15	267	205	10	34	3	227	Gross Misd.	1892	840	644	2112	1727	385	1731	125	35	27	117	77	117	1995	0	104	5	16	143	29	24	Misdemeanor	2964	1985	2075	2810	2251	559	2074	259	41	59	213	164	213	2597	0	429	1	3	159	196	13	Juvenile	618	686	630	705	549	156	530	86	12	24	35	18	35	670	17	228	62	0	43	102	41	Total	7825	4197	3908	8114	6435	1679	6144	857	120	161	491	341	491	7623	32	1028	273	29	379	330	305	Dodge (CCA)																							Felony	22	24	0	48	40	8	39	3	3	0	3	0	3	45	0	10	5	0	1	0	0	Gross Misd.	22	28	2	46	38	8	44	0	0	0	2	0	5	41	0	1	2	1	3	0	0	Misdemeanor	5	35	2	38	33	5	31	1	0	0	6	0	3	35	0	9	1	0	1	0	0	Juvenile	3	25	0	28	23	5	27	0	1	0	0	0	1	27	0	3	3	0	0	3	1	Total	52	112	4	160	134	26	141	4	4	0	11	0	12	148	0	23	11	1	5	3	1																																																																																																																																																																																																								
Juvenile	33	36	43	26	20	6	20	2	3	1	0	0	1	25	0	9	2	0	0	0	1	Total	154	136	156	134	111	23	123	3	6	2	0	0	7	127	0	18	5	0	6	6	3	Chisago																							Felony	255	129	105	281	251	30	269	10	1	0	1	0	1	280	1	37	23	1	2	1	33	Gross Misd.	369	150	174	334	290	44	315	6	7	0	6	0	2	332	0	9	3	3	15	1	4	Misdemeanor	756	665	637	793	625	168	554	8	3	1	227	0	7	786	0	84	0	2	23	3	0	Juvenile	158	196	218	136	111	25	112	3	0	2	19	0	1	135	1	27	8	0	4	3	6	Total	1538	1140	1134	1544	1277	267	1250	27	11	3	253	0	11	1533	2	157	34	6	44	8	43	Clay																							Felony	544	188	225	507	397	110	434	14	53	4	2	0	59	448	3	58	59	7	2	1	45	Gross Misd.	38	19	19	36	29	7	31	0	0	0	5	0	3	33	0	18	0	0	10	0	0	Misdemeanor	109	82	68	125	102	23	99	1	0	0	25	0	11	114	0	91	0	0	18	0	1	Juvenile	225	176	191	210	154	56	131	0	0	0	79	0	44	166	3	52	27	1	30	0	7	Total	916	465	503	878	682	196	695	15	53	4	111	0	117	761	6	219	86	8	60	1	53	Clearwater																							Felony	68	24	17	75	60	15	38	0	35	0	2	0	0	75	0	14	12	1	0	0	6	Gross Misd.	36	15	14	38	34	4	23	0	15	0	0	0	0	38	0	7	1	1	3	1	1	Misdemeanor	2	1	0	2	2	0	2	0	0	0	0	0	0	2	0	4	0	0	0	0	0	Juvenile	22	20	5	37	25	12	13	0	21	0	3	0	0	37	1	16	2	0	1	1	1	Total	128	60	36	152	121	31	76	0	71	0	5	0	0	152	1	41	15	2	4	2	8	Cook (CCA)																							Felony	30	20	18	31	26	5	26	0	4	0	1	0	1	30	0	4	6	0	0	0	3	Gross Misd.	53	26	29	52	45	7	38	0	14	0	0	0	1	51	0	3	0	0	0	0	0	Misdemeanor	97	75	84	87	73	14	76	3	7	0	1	0	0	87	0	2	0	1	0	0	0	Juvenile	4	12	8	8	7	1	6	0	2	0	0	0	1	7	0	0	0	0	0	0	0	Total	184	133	139	178	151	27	146	3	27	0	2	0	3	175	0	9	6	1	0	0	3	Cottonwood																							Felony	72	20	22	70	58	12	60	2	1	5	2	0	5	65	1	15	5	0	2	1	7	Gross Misd.	39	29	33	36	28	8	34	0	1	1	0	0	0	36	0	6	0	0	0	2	0	Misdemeanor	64	86	67	82	59	23	77	0	0	5	0	0	6	76	0	12	0	0	3	12	1	Juvenile	47	51	62	36	30	6	34	0	0	2	0	0	2	34	2	8	2	0	1	1	0	Total	222	186	184	224	175	49	205	2	2	13	2	0	13	211	3	41	7	0	6	16	8	Crow Wing (CCA)																							Felony	407	153	155	410	322	88	381	13	14	2	0	0	5	405	2	30	45	0	3	1	63	Gross Misd.	403	223	210	417	344	73	388	2	25	2	0	0	8	409	0	12	0	0	32	37	6	Misdemeanor	431	350	328	447	350	97	420	7	17	3	0	0	6	441	0	53	0	0	17	55	0	Juvenile	204	249	223	230	179	51	211	6	13	0	0	0	4	226	4	41	34	0	6	9	26	Total	1445	975	916	1504	1195	309	1400	28	69	7	0	0	23	1481	6	136	79	0	58	102	95	Dakota (CCA)																							Felony	2351	686	559	2487	1908	579	1809	387	32	51	126	82	126	2361	15	267	205	10	34	3	227	Gross Misd.	1892	840	644	2112	1727	385	1731	125	35	27	117	77	117	1995	0	104	5	16	143	29	24	Misdemeanor	2964	1985	2075	2810	2251	559	2074	259	41	59	213	164	213	2597	0	429	1	3	159	196	13	Juvenile	618	686	630	705	549	156	530	86	12	24	35	18	35	670	17	228	62	0	43	102	41	Total	7825	4197	3908	8114	6435	1679	6144	857	120	161	491	341	491	7623	32	1028	273	29	379	330	305	Dodge (CCA)																							Felony	22	24	0	48	40	8	39	3	3	0	3	0	3	45	0	10	5	0	1	0	0	Gross Misd.	22	28	2	46	38	8	44	0	0	0	2	0	5	41	0	1	2	1	3	0	0	Misdemeanor	5	35	2	38	33	5	31	1	0	0	6	0	3	35	0	9	1	0	1	0	0	Juvenile	3	25	0	28	23	5	27	0	1	0	0	0	1	27	0	3	3	0	0	3	1	Total	52	112	4	160	134	26	141	4	4	0	11	0	12	148	0	23	11	1	5	3	1																																																																																																																																																																																																																														
Total	154	136	156	134	111	23	123	3	6	2	0	0	7	127	0	18	5	0	6	6	3	Chisago																							Felony	255	129	105	281	251	30	269	10	1	0	1	0	1	280	1	37	23	1	2	1	33	Gross Misd.	369	150	174	334	290	44	315	6	7	0	6	0	2	332	0	9	3	3	15	1	4	Misdemeanor	756	665	637	793	625	168	554	8	3	1	227	0	7	786	0	84	0	2	23	3	0	Juvenile	158	196	218	136	111	25	112	3	0	2	19	0	1	135	1	27	8	0	4	3	6	Total	1538	1140	1134	1544	1277	267	1250	27	11	3	253	0	11	1533	2	157	34	6	44	8	43	Clay																							Felony	544	188	225	507	397	110	434	14	53	4	2	0	59	448	3	58	59	7	2	1	45	Gross Misd.	38	19	19	36	29	7	31	0	0	0	5	0	3	33	0	18	0	0	10	0	0	Misdemeanor	109	82	68	125	102	23	99	1	0	0	25	0	11	114	0	91	0	0	18	0	1	Juvenile	225	176	191	210	154	56	131	0	0	0	79	0	44	166	3	52	27	1	30	0	7	Total	916	465	503	878	682	196	695	15	53	4	111	0	117	761	6	219	86	8	60	1	53	Clearwater																							Felony	68	24	17	75	60	15	38	0	35	0	2	0	0	75	0	14	12	1	0	0	6	Gross Misd.	36	15	14	38	34	4	23	0	15	0	0	0	0	38	0	7	1	1	3	1	1	Misdemeanor	2	1	0	2	2	0	2	0	0	0	0	0	0	2	0	4	0	0	0	0	0	Juvenile	22	20	5	37	25	12	13	0	21	0	3	0	0	37	1	16	2	0	1	1	1	Total	128	60	36	152	121	31	76	0	71	0	5	0	0	152	1	41	15	2	4	2	8	Cook (CCA)																							Felony	30	20	18	31	26	5	26	0	4	0	1	0	1	30	0	4	6	0	0	0	3	Gross Misd.	53	26	29	52	45	7	38	0	14	0	0	0	1	51	0	3	0	0	0	0	0	Misdemeanor	97	75	84	87	73	14	76	3	7	0	1	0	0	87	0	2	0	1	0	0	0	Juvenile	4	12	8	8	7	1	6	0	2	0	0	0	1	7	0	0	0	0	0	0	0	Total	184	133	139	178	151	27	146	3	27	0	2	0	3	175	0	9	6	1	0	0	3	Cottonwood																							Felony	72	20	22	70	58	12	60	2	1	5	2	0	5	65	1	15	5	0	2	1	7	Gross Misd.	39	29	33	36	28	8	34	0	1	1	0	0	0	36	0	6	0	0	0	2	0	Misdemeanor	64	86	67	82	59	23	77	0	0	5	0	0	6	76	0	12	0	0	3	12	1	Juvenile	47	51	62	36	30	6	34	0	0	2	0	0	2	34	2	8	2	0	1	1	0	Total	222	186	184	224	175	49	205	2	2	13	2	0	13	211	3	41	7	0	6	16	8	Crow Wing (CCA)																							Felony	407	153	155	410	322	88	381	13	14	2	0	0	5	405	2	30	45	0	3	1	63	Gross Misd.	403	223	210	417	344	73	388	2	25	2	0	0	8	409	0	12	0	0	32	37	6	Misdemeanor	431	350	328	447	350	97	420	7	17	3	0	0	6	441	0	53	0	0	17	55	0	Juvenile	204	249	223	230	179	51	211	6	13	0	0	0	4	226	4	41	34	0	6	9	26	Total	1445	975	916	1504	1195	309	1400	28	69	7	0	0	23	1481	6	136	79	0	58	102	95	Dakota (CCA)																							Felony	2351	686	559	2487	1908	579	1809	387	32	51	126	82	126	2361	15	267	205	10	34	3	227	Gross Misd.	1892	840	644	2112	1727	385	1731	125	35	27	117	77	117	1995	0	104	5	16	143	29	24	Misdemeanor	2964	1985	2075	2810	2251	559	2074	259	41	59	213	164	213	2597	0	429	1	3	159	196	13	Juvenile	618	686	630	705	549	156	530	86	12	24	35	18	35	670	17	228	62	0	43	102	41	Total	7825	4197	3908	8114	6435	1679	6144	857	120	161	491	341	491	7623	32	1028	273	29	379	330	305	Dodge (CCA)																							Felony	22	24	0	48	40	8	39	3	3	0	3	0	3	45	0	10	5	0	1	0	0	Gross Misd.	22	28	2	46	38	8	44	0	0	0	2	0	5	41	0	1	2	1	3	0	0	Misdemeanor	5	35	2	38	33	5	31	1	0	0	6	0	3	35	0	9	1	0	1	0	0	Juvenile	3	25	0	28	23	5	27	0	1	0	0	0	1	27	0	3	3	0	0	3	1	Total	52	112	4	160	134	26	141	4	4	0	11	0	12	148	0	23	11	1	5	3	1																																																																																																																																																																																																																																																				
Chisago																							Felony	255	129	105	281	251	30	269	10	1	0	1	0	1	280	1	37	23	1	2	1	33	Gross Misd.	369	150	174	334	290	44	315	6	7	0	6	0	2	332	0	9	3	3	15	1	4	Misdemeanor	756	665	637	793	625	168	554	8	3	1	227	0	7	786	0	84	0	2	23	3	0	Juvenile	158	196	218	136	111	25	112	3	0	2	19	0	1	135	1	27	8	0	4	3	6	Total	1538	1140	1134	1544	1277	267	1250	27	11	3	253	0	11	1533	2	157	34	6	44	8	43	Clay																							Felony	544	188	225	507	397	110	434	14	53	4	2	0	59	448	3	58	59	7	2	1	45	Gross Misd.	38	19	19	36	29	7	31	0	0	0	5	0	3	33	0	18	0	0	10	0	0	Misdemeanor	109	82	68	125	102	23	99	1	0	0	25	0	11	114	0	91	0	0	18	0	1	Juvenile	225	176	191	210	154	56	131	0	0	0	79	0	44	166	3	52	27	1	30	0	7	Total	916	465	503	878	682	196	695	15	53	4	111	0	117	761	6	219	86	8	60	1	53	Clearwater																							Felony	68	24	17	75	60	15	38	0	35	0	2	0	0	75	0	14	12	1	0	0	6	Gross Misd.	36	15	14	38	34	4	23	0	15	0	0	0	0	38	0	7	1	1	3	1	1	Misdemeanor	2	1	0	2	2	0	2	0	0	0	0	0	0	2	0	4	0	0	0	0	0	Juvenile	22	20	5	37	25	12	13	0	21	0	3	0	0	37	1	16	2	0	1	1	1	Total	128	60	36	152	121	31	76	0	71	0	5	0	0	152	1	41	15	2	4	2	8	Cook (CCA)																							Felony	30	20	18	31	26	5	26	0	4	0	1	0	1	30	0	4	6	0	0	0	3	Gross Misd.	53	26	29	52	45	7	38	0	14	0	0	0	1	51	0	3	0	0	0	0	0	Misdemeanor	97	75	84	87	73	14	76	3	7	0	1	0	0	87	0	2	0	1	0	0	0	Juvenile	4	12	8	8	7	1	6	0	2	0	0	0	1	7	0	0	0	0	0	0	0	Total	184	133	139	178	151	27	146	3	27	0	2	0	3	175	0	9	6	1	0	0	3	Cottonwood																							Felony	72	20	22	70	58	12	60	2	1	5	2	0	5	65	1	15	5	0	2	1	7	Gross Misd.	39	29	33	36	28	8	34	0	1	1	0	0	0	36	0	6	0	0	0	2	0	Misdemeanor	64	86	67	82	59	23	77	0	0	5	0	0	6	76	0	12	0	0	3	12	1	Juvenile	47	51	62	36	30	6	34	0	0	2	0	0	2	34	2	8	2	0	1	1	0	Total	222	186	184	224	175	49	205	2	2	13	2	0	13	211	3	41	7	0	6	16	8	Crow Wing (CCA)																							Felony	407	153	155	410	322	88	381	13	14	2	0	0	5	405	2	30	45	0	3	1	63	Gross Misd.	403	223	210	417	344	73	388	2	25	2	0	0	8	409	0	12	0	0	32	37	6	Misdemeanor	431	350	328	447	350	97	420	7	17	3	0	0	6	441	0	53	0	0	17	55	0	Juvenile	204	249	223	230	179	51	211	6	13	0	0	0	4	226	4	41	34	0	6	9	26	Total	1445	975	916	1504	1195	309	1400	28	69	7	0	0	23	1481	6	136	79	0	58	102	95	Dakota (CCA)																							Felony	2351	686	559	2487	1908	579	1809	387	32	51	126	82	126	2361	15	267	205	10	34	3	227	Gross Misd.	1892	840	644	2112	1727	385	1731	125	35	27	117	77	117	1995	0	104	5	16	143	29	24	Misdemeanor	2964	1985	2075	2810	2251	559	2074	259	41	59	213	164	213	2597	0	429	1	3	159	196	13	Juvenile	618	686	630	705	549	156	530	86	12	24	35	18	35	670	17	228	62	0	43	102	41	Total	7825	4197	3908	8114	6435	1679	6144	857	120	161	491	341	491	7623	32	1028	273	29	379	330	305	Dodge (CCA)																							Felony	22	24	0	48	40	8	39	3	3	0	3	0	3	45	0	10	5	0	1	0	0	Gross Misd.	22	28	2	46	38	8	44	0	0	0	2	0	5	41	0	1	2	1	3	0	0	Misdemeanor	5	35	2	38	33	5	31	1	0	0	6	0	3	35	0	9	1	0	1	0	0	Juvenile	3	25	0	28	23	5	27	0	1	0	0	0	1	27	0	3	3	0	0	3	1	Total	52	112	4	160	134	26	141	4	4	0	11	0	12	148	0	23	11	1	5	3	1																																																																																																																																																																																																																																																																										
Felony	255	129	105	281	251	30	269	10	1	0	1	0	1	280	1	37	23	1	2	1	33	Gross Misd.	369	150	174	334	290	44	315	6	7	0	6	0	2	332	0	9	3	3	15	1	4	Misdemeanor	756	665	637	793	625	168	554	8	3	1	227	0	7	786	0	84	0	2	23	3	0	Juvenile	158	196	218	136	111	25	112	3	0	2	19	0	1	135	1	27	8	0	4	3	6	Total	1538	1140	1134	1544	1277	267	1250	27	11	3	253	0	11	1533	2	157	34	6	44	8	43	Clay																							Felony	544	188	225	507	397	110	434	14	53	4	2	0	59	448	3	58	59	7	2	1	45	Gross Misd.	38	19	19	36	29	7	31	0	0	0	5	0	3	33	0	18	0	0	10	0	0	Misdemeanor	109	82	68	125	102	23	99	1	0	0	25	0	11	114	0	91	0	0	18	0	1	Juvenile	225	176	191	210	154	56	131	0	0	0	79	0	44	166	3	52	27	1	30	0	7	Total	916	465	503	878	682	196	695	15	53	4	111	0	117	761	6	219	86	8	60	1	53	Clearwater																							Felony	68	24	17	75	60	15	38	0	35	0	2	0	0	75	0	14	12	1	0	0	6	Gross Misd.	36	15	14	38	34	4	23	0	15	0	0	0	0	38	0	7	1	1	3	1	1	Misdemeanor	2	1	0	2	2	0	2	0	0	0	0	0	0	2	0	4	0	0	0	0	0	Juvenile	22	20	5	37	25	12	13	0	21	0	3	0	0	37	1	16	2	0	1	1	1	Total	128	60	36	152	121	31	76	0	71	0	5	0	0	152	1	41	15	2	4	2	8	Cook (CCA)																							Felony	30	20	18	31	26	5	26	0	4	0	1	0	1	30	0	4	6	0	0	0	3	Gross Misd.	53	26	29	52	45	7	38	0	14	0	0	0	1	51	0	3	0	0	0	0	0	Misdemeanor	97	75	84	87	73	14	76	3	7	0	1	0	0	87	0	2	0	1	0	0	0	Juvenile	4	12	8	8	7	1	6	0	2	0	0	0	1	7	0	0	0	0	0	0	0	Total	184	133	139	178	151	27	146	3	27	0	2	0	3	175	0	9	6	1	0	0	3	Cottonwood																							Felony	72	20	22	70	58	12	60	2	1	5	2	0	5	65	1	15	5	0	2	1	7	Gross Misd.	39	29	33	36	28	8	34	0	1	1	0	0	0	36	0	6	0	0	0	2	0	Misdemeanor	64	86	67	82	59	23	77	0	0	5	0	0	6	76	0	12	0	0	3	12	1	Juvenile	47	51	62	36	30	6	34	0	0	2	0	0	2	34	2	8	2	0	1	1	0	Total	222	186	184	224	175	49	205	2	2	13	2	0	13	211	3	41	7	0	6	16	8	Crow Wing (CCA)																							Felony	407	153	155	410	322	88	381	13	14	2	0	0	5	405	2	30	45	0	3	1	63	Gross Misd.	403	223	210	417	344	73	388	2	25	2	0	0	8	409	0	12	0	0	32	37	6	Misdemeanor	431	350	328	447	350	97	420	7	17	3	0	0	6	441	0	53	0	0	17	55	0	Juvenile	204	249	223	230	179	51	211	6	13	0	0	0	4	226	4	41	34	0	6	9	26	Total	1445	975	916	1504	1195	309	1400	28	69	7	0	0	23	1481	6	136	79	0	58	102	95	Dakota (CCA)																							Felony	2351	686	559	2487	1908	579	1809	387	32	51	126	82	126	2361	15	267	205	10	34	3	227	Gross Misd.	1892	840	644	2112	1727	385	1731	125	35	27	117	77	117	1995	0	104	5	16	143	29	24	Misdemeanor	2964	1985	2075	2810	2251	559	2074	259	41	59	213	164	213	2597	0	429	1	3	159	196	13	Juvenile	618	686	630	705	549	156	530	86	12	24	35	18	35	670	17	228	62	0	43	102	41	Total	7825	4197	3908	8114	6435	1679	6144	857	120	161	491	341	491	7623	32	1028	273	29	379	330	305	Dodge (CCA)																							Felony	22	24	0	48	40	8	39	3	3	0	3	0	3	45	0	10	5	0	1	0	0	Gross Misd.	22	28	2	46	38	8	44	0	0	0	2	0	5	41	0	1	2	1	3	0	0	Misdemeanor	5	35	2	38	33	5	31	1	0	0	6	0	3	35	0	9	1	0	1	0	0	Juvenile	3	25	0	28	23	5	27	0	1	0	0	0	1	27	0	3	3	0	0	3	1	Total	52	112	4	160	134	26	141	4	4	0	11	0	12	148	0	23	11	1	5	3	1																																																																																																																																																																																																																																																																																																	
Gross Misd.	369	150	174	334	290	44	315	6	7	0	6	0	2	332	0	9	3	3	15	1	4	Misdemeanor	756	665	637	793	625	168	554	8	3	1	227	0	7	786	0	84	0	2	23	3	0	Juvenile	158	196	218	136	111	25	112	3	0	2	19	0	1	135	1	27	8	0	4	3	6	Total	1538	1140	1134	1544	1277	267	1250	27	11	3	253	0	11	1533	2	157	34	6	44	8	43	Clay																							Felony	544	188	225	507	397	110	434	14	53	4	2	0	59	448	3	58	59	7	2	1	45	Gross Misd.	38	19	19	36	29	7	31	0	0	0	5	0	3	33	0	18	0	0	10	0	0	Misdemeanor	109	82	68	125	102	23	99	1	0	0	25	0	11	114	0	91	0	0	18	0	1	Juvenile	225	176	191	210	154	56	131	0	0	0	79	0	44	166	3	52	27	1	30	0	7	Total	916	465	503	878	682	196	695	15	53	4	111	0	117	761	6	219	86	8	60	1	53	Clearwater																							Felony	68	24	17	75	60	15	38	0	35	0	2	0	0	75	0	14	12	1	0	0	6	Gross Misd.	36	15	14	38	34	4	23	0	15	0	0	0	0	38	0	7	1	1	3	1	1	Misdemeanor	2	1	0	2	2	0	2	0	0	0	0	0	0	2	0	4	0	0	0	0	0	Juvenile	22	20	5	37	25	12	13	0	21	0	3	0	0	37	1	16	2	0	1	1	1	Total	128	60	36	152	121	31	76	0	71	0	5	0	0	152	1	41	15	2	4	2	8	Cook (CCA)																							Felony	30	20	18	31	26	5	26	0	4	0	1	0	1	30	0	4	6	0	0	0	3	Gross Misd.	53	26	29	52	45	7	38	0	14	0	0	0	1	51	0	3	0	0	0	0	0	Misdemeanor	97	75	84	87	73	14	76	3	7	0	1	0	0	87	0	2	0	1	0	0	0	Juvenile	4	12	8	8	7	1	6	0	2	0	0	0	1	7	0	0	0	0	0	0	0	Total	184	133	139	178	151	27	146	3	27	0	2	0	3	175	0	9	6	1	0	0	3	Cottonwood																							Felony	72	20	22	70	58	12	60	2	1	5	2	0	5	65	1	15	5	0	2	1	7	Gross Misd.	39	29	33	36	28	8	34	0	1	1	0	0	0	36	0	6	0	0	0	2	0	Misdemeanor	64	86	67	82	59	23	77	0	0	5	0	0	6	76	0	12	0	0	3	12	1	Juvenile	47	51	62	36	30	6	34	0	0	2	0	0	2	34	2	8	2	0	1	1	0	Total	222	186	184	224	175	49	205	2	2	13	2	0	13	211	3	41	7	0	6	16	8	Crow Wing (CCA)																							Felony	407	153	155	410	322	88	381	13	14	2	0	0	5	405	2	30	45	0	3	1	63	Gross Misd.	403	223	210	417	344	73	388	2	25	2	0	0	8	409	0	12	0	0	32	37	6	Misdemeanor	431	350	328	447	350	97	420	7	17	3	0	0	6	441	0	53	0	0	17	55	0	Juvenile	204	249	223	230	179	51	211	6	13	0	0	0	4	226	4	41	34	0	6	9	26	Total	1445	975	916	1504	1195	309	1400	28	69	7	0	0	23	1481	6	136	79	0	58	102	95	Dakota (CCA)																							Felony	2351	686	559	2487	1908	579	1809	387	32	51	126	82	126	2361	15	267	205	10	34	3	227	Gross Misd.	1892	840	644	2112	1727	385	1731	125	35	27	117	77	117	1995	0	104	5	16	143	29	24	Misdemeanor	2964	1985	2075	2810	2251	559	2074	259	41	59	213	164	213	2597	0	429	1	3	159	196	13	Juvenile	618	686	630	705	549	156	530	86	12	24	35	18	35	670	17	228	62	0	43	102	41	Total	7825	4197	3908	8114	6435	1679	6144	857	120	161	491	341	491	7623	32	1028	273	29	379	330	305	Dodge (CCA)																							Felony	22	24	0	48	40	8	39	3	3	0	3	0	3	45	0	10	5	0	1	0	0	Gross Misd.	22	28	2	46	38	8	44	0	0	0	2	0	5	41	0	1	2	1	3	0	0	Misdemeanor	5	35	2	38	33	5	31	1	0	0	6	0	3	35	0	9	1	0	1	0	0	Juvenile	3	25	0	28	23	5	27	0	1	0	0	0	1	27	0	3	3	0	0	3	1	Total	52	112	4	160	134	26	141	4	4	0	11	0	12	148	0	23	11	1	5	3	1																																																																																																																																																																																																																																																																																																																							
Misdemeanor	756	665	637	793	625	168	554	8	3	1	227	0	7	786	0	84	0	2	23	3	0	Juvenile	158	196	218	136	111	25	112	3	0	2	19	0	1	135	1	27	8	0	4	3	6	Total	1538	1140	1134	1544	1277	267	1250	27	11	3	253	0	11	1533	2	157	34	6	44	8	43	Clay																							Felony	544	188	225	507	397	110	434	14	53	4	2	0	59	448	3	58	59	7	2	1	45	Gross Misd.	38	19	19	36	29	7	31	0	0	0	5	0	3	33	0	18	0	0	10	0	0	Misdemeanor	109	82	68	125	102	23	99	1	0	0	25	0	11	114	0	91	0	0	18	0	1	Juvenile	225	176	191	210	154	56	131	0	0	0	79	0	44	166	3	52	27	1	30	0	7	Total	916	465	503	878	682	196	695	15	53	4	111	0	117	761	6	219	86	8	60	1	53	Clearwater																							Felony	68	24	17	75	60	15	38	0	35	0	2	0	0	75	0	14	12	1	0	0	6	Gross Misd.	36	15	14	38	34	4	23	0	15	0	0	0	0	38	0	7	1	1	3	1	1	Misdemeanor	2	1	0	2	2	0	2	0	0	0	0	0	0	2	0	4	0	0	0	0	0	Juvenile	22	20	5	37	25	12	13	0	21	0	3	0	0	37	1	16	2	0	1	1	1	Total	128	60	36	152	121	31	76	0	71	0	5	0	0	152	1	41	15	2	4	2	8	Cook (CCA)																							Felony	30	20	18	31	26	5	26	0	4	0	1	0	1	30	0	4	6	0	0	0	3	Gross Misd.	53	26	29	52	45	7	38	0	14	0	0	0	1	51	0	3	0	0	0	0	0	Misdemeanor	97	75	84	87	73	14	76	3	7	0	1	0	0	87	0	2	0	1	0	0	0	Juvenile	4	12	8	8	7	1	6	0	2	0	0	0	1	7	0	0	0	0	0	0	0	Total	184	133	139	178	151	27	146	3	27	0	2	0	3	175	0	9	6	1	0	0	3	Cottonwood																							Felony	72	20	22	70	58	12	60	2	1	5	2	0	5	65	1	15	5	0	2	1	7	Gross Misd.	39	29	33	36	28	8	34	0	1	1	0	0	0	36	0	6	0	0	0	2	0	Misdemeanor	64	86	67	82	59	23	77	0	0	5	0	0	6	76	0	12	0	0	3	12	1	Juvenile	47	51	62	36	30	6	34	0	0	2	0	0	2	34	2	8	2	0	1	1	0	Total	222	186	184	224	175	49	205	2	2	13	2	0	13	211	3	41	7	0	6	16	8	Crow Wing (CCA)																							Felony	407	153	155	410	322	88	381	13	14	2	0	0	5	405	2	30	45	0	3	1	63	Gross Misd.	403	223	210	417	344	73	388	2	25	2	0	0	8	409	0	12	0	0	32	37	6	Misdemeanor	431	350	328	447	350	97	420	7	17	3	0	0	6	441	0	53	0	0	17	55	0	Juvenile	204	249	223	230	179	51	211	6	13	0	0	0	4	226	4	41	34	0	6	9	26	Total	1445	975	916	1504	1195	309	1400	28	69	7	0	0	23	1481	6	136	79	0	58	102	95	Dakota (CCA)																							Felony	2351	686	559	2487	1908	579	1809	387	32	51	126	82	126	2361	15	267	205	10	34	3	227	Gross Misd.	1892	840	644	2112	1727	385	1731	125	35	27	117	77	117	1995	0	104	5	16	143	29	24	Misdemeanor	2964	1985	2075	2810	2251	559	2074	259	41	59	213	164	213	2597	0	429	1	3	159	196	13	Juvenile	618	686	630	705	549	156	530	86	12	24	35	18	35	670	17	228	62	0	43	102	41	Total	7825	4197	3908	8114	6435	1679	6144	857	120	161	491	341	491	7623	32	1028	273	29	379	330	305	Dodge (CCA)																							Felony	22	24	0	48	40	8	39	3	3	0	3	0	3	45	0	10	5	0	1	0	0	Gross Misd.	22	28	2	46	38	8	44	0	0	0	2	0	5	41	0	1	2	1	3	0	0	Misdemeanor	5	35	2	38	33	5	31	1	0	0	6	0	3	35	0	9	1	0	1	0	0	Juvenile	3	25	0	28	23	5	27	0	1	0	0	0	1	27	0	3	3	0	0	3	1	Total	52	112	4	160	134	26	141	4	4	0	11	0	12	148	0	23	11	1	5	3	1																																																																																																																																																																																																																																																																																																																																													
Juvenile	158	196	218	136	111	25	112	3	0	2	19	0	1	135	1	27	8	0	4	3	6	Total	1538	1140	1134	1544	1277	267	1250	27	11	3	253	0	11	1533	2	157	34	6	44	8	43	Clay																							Felony	544	188	225	507	397	110	434	14	53	4	2	0	59	448	3	58	59	7	2	1	45	Gross Misd.	38	19	19	36	29	7	31	0	0	0	5	0	3	33	0	18	0	0	10	0	0	Misdemeanor	109	82	68	125	102	23	99	1	0	0	25	0	11	114	0	91	0	0	18	0	1	Juvenile	225	176	191	210	154	56	131	0	0	0	79	0	44	166	3	52	27	1	30	0	7	Total	916	465	503	878	682	196	695	15	53	4	111	0	117	761	6	219	86	8	60	1	53	Clearwater																							Felony	68	24	17	75	60	15	38	0	35	0	2	0	0	75	0	14	12	1	0	0	6	Gross Misd.	36	15	14	38	34	4	23	0	15	0	0	0	0	38	0	7	1	1	3	1	1	Misdemeanor	2	1	0	2	2	0	2	0	0	0	0	0	0	2	0	4	0	0	0	0	0	Juvenile	22	20	5	37	25	12	13	0	21	0	3	0	0	37	1	16	2	0	1	1	1	Total	128	60	36	152	121	31	76	0	71	0	5	0	0	152	1	41	15	2	4	2	8	Cook (CCA)																							Felony	30	20	18	31	26	5	26	0	4	0	1	0	1	30	0	4	6	0	0	0	3	Gross Misd.	53	26	29	52	45	7	38	0	14	0	0	0	1	51	0	3	0	0	0	0	0	Misdemeanor	97	75	84	87	73	14	76	3	7	0	1	0	0	87	0	2	0	1	0	0	0	Juvenile	4	12	8	8	7	1	6	0	2	0	0	0	1	7	0	0	0	0	0	0	0	Total	184	133	139	178	151	27	146	3	27	0	2	0	3	175	0	9	6	1	0	0	3	Cottonwood																							Felony	72	20	22	70	58	12	60	2	1	5	2	0	5	65	1	15	5	0	2	1	7	Gross Misd.	39	29	33	36	28	8	34	0	1	1	0	0	0	36	0	6	0	0	0	2	0	Misdemeanor	64	86	67	82	59	23	77	0	0	5	0	0	6	76	0	12	0	0	3	12	1	Juvenile	47	51	62	36	30	6	34	0	0	2	0	0	2	34	2	8	2	0	1	1	0	Total	222	186	184	224	175	49	205	2	2	13	2	0	13	211	3	41	7	0	6	16	8	Crow Wing (CCA)																							Felony	407	153	155	410	322	88	381	13	14	2	0	0	5	405	2	30	45	0	3	1	63	Gross Misd.	403	223	210	417	344	73	388	2	25	2	0	0	8	409	0	12	0	0	32	37	6	Misdemeanor	431	350	328	447	350	97	420	7	17	3	0	0	6	441	0	53	0	0	17	55	0	Juvenile	204	249	223	230	179	51	211	6	13	0	0	0	4	226	4	41	34	0	6	9	26	Total	1445	975	916	1504	1195	309	1400	28	69	7	0	0	23	1481	6	136	79	0	58	102	95	Dakota (CCA)																							Felony	2351	686	559	2487	1908	579	1809	387	32	51	126	82	126	2361	15	267	205	10	34	3	227	Gross Misd.	1892	840	644	2112	1727	385	1731	125	35	27	117	77	117	1995	0	104	5	16	143	29	24	Misdemeanor	2964	1985	2075	2810	2251	559	2074	259	41	59	213	164	213	2597	0	429	1	3	159	196	13	Juvenile	618	686	630	705	549	156	530	86	12	24	35	18	35	670	17	228	62	0	43	102	41	Total	7825	4197	3908	8114	6435	1679	6144	857	120	161	491	341	491	7623	32	1028	273	29	379	330	305	Dodge (CCA)																							Felony	22	24	0	48	40	8	39	3	3	0	3	0	3	45	0	10	5	0	1	0	0	Gross Misd.	22	28	2	46	38	8	44	0	0	0	2	0	5	41	0	1	2	1	3	0	0	Misdemeanor	5	35	2	38	33	5	31	1	0	0	6	0	3	35	0	9	1	0	1	0	0	Juvenile	3	25	0	28	23	5	27	0	1	0	0	0	1	27	0	3	3	0	0	3	1	Total	52	112	4	160	134	26	141	4	4	0	11	0	12	148	0	23	11	1	5	3	1																																																																																																																																																																																																																																																																																																																																																																			
Total	1538	1140	1134	1544	1277	267	1250	27	11	3	253	0	11	1533	2	157	34	6	44	8	43	Clay																							Felony	544	188	225	507	397	110	434	14	53	4	2	0	59	448	3	58	59	7	2	1	45	Gross Misd.	38	19	19	36	29	7	31	0	0	0	5	0	3	33	0	18	0	0	10	0	0	Misdemeanor	109	82	68	125	102	23	99	1	0	0	25	0	11	114	0	91	0	0	18	0	1	Juvenile	225	176	191	210	154	56	131	0	0	0	79	0	44	166	3	52	27	1	30	0	7	Total	916	465	503	878	682	196	695	15	53	4	111	0	117	761	6	219	86	8	60	1	53	Clearwater																							Felony	68	24	17	75	60	15	38	0	35	0	2	0	0	75	0	14	12	1	0	0	6	Gross Misd.	36	15	14	38	34	4	23	0	15	0	0	0	0	38	0	7	1	1	3	1	1	Misdemeanor	2	1	0	2	2	0	2	0	0	0	0	0	0	2	0	4	0	0	0	0	0	Juvenile	22	20	5	37	25	12	13	0	21	0	3	0	0	37	1	16	2	0	1	1	1	Total	128	60	36	152	121	31	76	0	71	0	5	0	0	152	1	41	15	2	4	2	8	Cook (CCA)																							Felony	30	20	18	31	26	5	26	0	4	0	1	0	1	30	0	4	6	0	0	0	3	Gross Misd.	53	26	29	52	45	7	38	0	14	0	0	0	1	51	0	3	0	0	0	0	0	Misdemeanor	97	75	84	87	73	14	76	3	7	0	1	0	0	87	0	2	0	1	0	0	0	Juvenile	4	12	8	8	7	1	6	0	2	0	0	0	1	7	0	0	0	0	0	0	0	Total	184	133	139	178	151	27	146	3	27	0	2	0	3	175	0	9	6	1	0	0	3	Cottonwood																							Felony	72	20	22	70	58	12	60	2	1	5	2	0	5	65	1	15	5	0	2	1	7	Gross Misd.	39	29	33	36	28	8	34	0	1	1	0	0	0	36	0	6	0	0	0	2	0	Misdemeanor	64	86	67	82	59	23	77	0	0	5	0	0	6	76	0	12	0	0	3	12	1	Juvenile	47	51	62	36	30	6	34	0	0	2	0	0	2	34	2	8	2	0	1	1	0	Total	222	186	184	224	175	49	205	2	2	13	2	0	13	211	3	41	7	0	6	16	8	Crow Wing (CCA)																							Felony	407	153	155	410	322	88	381	13	14	2	0	0	5	405	2	30	45	0	3	1	63	Gross Misd.	403	223	210	417	344	73	388	2	25	2	0	0	8	409	0	12	0	0	32	37	6	Misdemeanor	431	350	328	447	350	97	420	7	17	3	0	0	6	441	0	53	0	0	17	55	0	Juvenile	204	249	223	230	179	51	211	6	13	0	0	0	4	226	4	41	34	0	6	9	26	Total	1445	975	916	1504	1195	309	1400	28	69	7	0	0	23	1481	6	136	79	0	58	102	95	Dakota (CCA)																							Felony	2351	686	559	2487	1908	579	1809	387	32	51	126	82	126	2361	15	267	205	10	34	3	227	Gross Misd.	1892	840	644	2112	1727	385	1731	125	35	27	117	77	117	1995	0	104	5	16	143	29	24	Misdemeanor	2964	1985	2075	2810	2251	559	2074	259	41	59	213	164	213	2597	0	429	1	3	159	196	13	Juvenile	618	686	630	705	549	156	530	86	12	24	35	18	35	670	17	228	62	0	43	102	41	Total	7825	4197	3908	8114	6435	1679	6144	857	120	161	491	341	491	7623	32	1028	273	29	379	330	305	Dodge (CCA)																							Felony	22	24	0	48	40	8	39	3	3	0	3	0	3	45	0	10	5	0	1	0	0	Gross Misd.	22	28	2	46	38	8	44	0	0	0	2	0	5	41	0	1	2	1	3	0	0	Misdemeanor	5	35	2	38	33	5	31	1	0	0	6	0	3	35	0	9	1	0	1	0	0	Juvenile	3	25	0	28	23	5	27	0	1	0	0	0	1	27	0	3	3	0	0	3	1	Total	52	112	4	160	134	26	141	4	4	0	11	0	12	148	0	23	11	1	5	3	1																																																																																																																																																																																																																																																																																																																																																																																									
Clay																							Felony	544	188	225	507	397	110	434	14	53	4	2	0	59	448	3	58	59	7	2	1	45	Gross Misd.	38	19	19	36	29	7	31	0	0	0	5	0	3	33	0	18	0	0	10	0	0	Misdemeanor	109	82	68	125	102	23	99	1	0	0	25	0	11	114	0	91	0	0	18	0	1	Juvenile	225	176	191	210	154	56	131	0	0	0	79	0	44	166	3	52	27	1	30	0	7	Total	916	465	503	878	682	196	695	15	53	4	111	0	117	761	6	219	86	8	60	1	53	Clearwater																							Felony	68	24	17	75	60	15	38	0	35	0	2	0	0	75	0	14	12	1	0	0	6	Gross Misd.	36	15	14	38	34	4	23	0	15	0	0	0	0	38	0	7	1	1	3	1	1	Misdemeanor	2	1	0	2	2	0	2	0	0	0	0	0	0	2	0	4	0	0	0	0	0	Juvenile	22	20	5	37	25	12	13	0	21	0	3	0	0	37	1	16	2	0	1	1	1	Total	128	60	36	152	121	31	76	0	71	0	5	0	0	152	1	41	15	2	4	2	8	Cook (CCA)																							Felony	30	20	18	31	26	5	26	0	4	0	1	0	1	30	0	4	6	0	0	0	3	Gross Misd.	53	26	29	52	45	7	38	0	14	0	0	0	1	51	0	3	0	0	0	0	0	Misdemeanor	97	75	84	87	73	14	76	3	7	0	1	0	0	87	0	2	0	1	0	0	0	Juvenile	4	12	8	8	7	1	6	0	2	0	0	0	1	7	0	0	0	0	0	0	0	Total	184	133	139	178	151	27	146	3	27	0	2	0	3	175	0	9	6	1	0	0	3	Cottonwood																							Felony	72	20	22	70	58	12	60	2	1	5	2	0	5	65	1	15	5	0	2	1	7	Gross Misd.	39	29	33	36	28	8	34	0	1	1	0	0	0	36	0	6	0	0	0	2	0	Misdemeanor	64	86	67	82	59	23	77	0	0	5	0	0	6	76	0	12	0	0	3	12	1	Juvenile	47	51	62	36	30	6	34	0	0	2	0	0	2	34	2	8	2	0	1	1	0	Total	222	186	184	224	175	49	205	2	2	13	2	0	13	211	3	41	7	0	6	16	8	Crow Wing (CCA)																							Felony	407	153	155	410	322	88	381	13	14	2	0	0	5	405	2	30	45	0	3	1	63	Gross Misd.	403	223	210	417	344	73	388	2	25	2	0	0	8	409	0	12	0	0	32	37	6	Misdemeanor	431	350	328	447	350	97	420	7	17	3	0	0	6	441	0	53	0	0	17	55	0	Juvenile	204	249	223	230	179	51	211	6	13	0	0	0	4	226	4	41	34	0	6	9	26	Total	1445	975	916	1504	1195	309	1400	28	69	7	0	0	23	1481	6	136	79	0	58	102	95	Dakota (CCA)																							Felony	2351	686	559	2487	1908	579	1809	387	32	51	126	82	126	2361	15	267	205	10	34	3	227	Gross Misd.	1892	840	644	2112	1727	385	1731	125	35	27	117	77	117	1995	0	104	5	16	143	29	24	Misdemeanor	2964	1985	2075	2810	2251	559	2074	259	41	59	213	164	213	2597	0	429	1	3	159	196	13	Juvenile	618	686	630	705	549	156	530	86	12	24	35	18	35	670	17	228	62	0	43	102	41	Total	7825	4197	3908	8114	6435	1679	6144	857	120	161	491	341	491	7623	32	1028	273	29	379	330	305	Dodge (CCA)																							Felony	22	24	0	48	40	8	39	3	3	0	3	0	3	45	0	10	5	0	1	0	0	Gross Misd.	22	28	2	46	38	8	44	0	0	0	2	0	5	41	0	1	2	1	3	0	0	Misdemeanor	5	35	2	38	33	5	31	1	0	0	6	0	3	35	0	9	1	0	1	0	0	Juvenile	3	25	0	28	23	5	27	0	1	0	0	0	1	27	0	3	3	0	0	3	1	Total	52	112	4	160	134	26	141	4	4	0	11	0	12	148	0	23	11	1	5	3	1																																																																																																																																																																																																																																																																																																																																																																																																															
Felony	544	188	225	507	397	110	434	14	53	4	2	0	59	448	3	58	59	7	2	1	45	Gross Misd.	38	19	19	36	29	7	31	0	0	0	5	0	3	33	0	18	0	0	10	0	0	Misdemeanor	109	82	68	125	102	23	99	1	0	0	25	0	11	114	0	91	0	0	18	0	1	Juvenile	225	176	191	210	154	56	131	0	0	0	79	0	44	166	3	52	27	1	30	0	7	Total	916	465	503	878	682	196	695	15	53	4	111	0	117	761	6	219	86	8	60	1	53	Clearwater																							Felony	68	24	17	75	60	15	38	0	35	0	2	0	0	75	0	14	12	1	0	0	6	Gross Misd.	36	15	14	38	34	4	23	0	15	0	0	0	0	38	0	7	1	1	3	1	1	Misdemeanor	2	1	0	2	2	0	2	0	0	0	0	0	0	2	0	4	0	0	0	0	0	Juvenile	22	20	5	37	25	12	13	0	21	0	3	0	0	37	1	16	2	0	1	1	1	Total	128	60	36	152	121	31	76	0	71	0	5	0	0	152	1	41	15	2	4	2	8	Cook (CCA)																							Felony	30	20	18	31	26	5	26	0	4	0	1	0	1	30	0	4	6	0	0	0	3	Gross Misd.	53	26	29	52	45	7	38	0	14	0	0	0	1	51	0	3	0	0	0	0	0	Misdemeanor	97	75	84	87	73	14	76	3	7	0	1	0	0	87	0	2	0	1	0	0	0	Juvenile	4	12	8	8	7	1	6	0	2	0	0	0	1	7	0	0	0	0	0	0	0	Total	184	133	139	178	151	27	146	3	27	0	2	0	3	175	0	9	6	1	0	0	3	Cottonwood																							Felony	72	20	22	70	58	12	60	2	1	5	2	0	5	65	1	15	5	0	2	1	7	Gross Misd.	39	29	33	36	28	8	34	0	1	1	0	0	0	36	0	6	0	0	0	2	0	Misdemeanor	64	86	67	82	59	23	77	0	0	5	0	0	6	76	0	12	0	0	3	12	1	Juvenile	47	51	62	36	30	6	34	0	0	2	0	0	2	34	2	8	2	0	1	1	0	Total	222	186	184	224	175	49	205	2	2	13	2	0	13	211	3	41	7	0	6	16	8	Crow Wing (CCA)																							Felony	407	153	155	410	322	88	381	13	14	2	0	0	5	405	2	30	45	0	3	1	63	Gross Misd.	403	223	210	417	344	73	388	2	25	2	0	0	8	409	0	12	0	0	32	37	6	Misdemeanor	431	350	328	447	350	97	420	7	17	3	0	0	6	441	0	53	0	0	17	55	0	Juvenile	204	249	223	230	179	51	211	6	13	0	0	0	4	226	4	41	34	0	6	9	26	Total	1445	975	916	1504	1195	309	1400	28	69	7	0	0	23	1481	6	136	79	0	58	102	95	Dakota (CCA)																							Felony	2351	686	559	2487	1908	579	1809	387	32	51	126	82	126	2361	15	267	205	10	34	3	227	Gross Misd.	1892	840	644	2112	1727	385	1731	125	35	27	117	77	117	1995	0	104	5	16	143	29	24	Misdemeanor	2964	1985	2075	2810	2251	559	2074	259	41	59	213	164	213	2597	0	429	1	3	159	196	13	Juvenile	618	686	630	705	549	156	530	86	12	24	35	18	35	670	17	228	62	0	43	102	41	Total	7825	4197	3908	8114	6435	1679	6144	857	120	161	491	341	491	7623	32	1028	273	29	379	330	305	Dodge (CCA)																							Felony	22	24	0	48	40	8	39	3	3	0	3	0	3	45	0	10	5	0	1	0	0	Gross Misd.	22	28	2	46	38	8	44	0	0	0	2	0	5	41	0	1	2	1	3	0	0	Misdemeanor	5	35	2	38	33	5	31	1	0	0	6	0	3	35	0	9	1	0	1	0	0	Juvenile	3	25	0	28	23	5	27	0	1	0	0	0	1	27	0	3	3	0	0	3	1	Total	52	112	4	160	134	26	141	4	4	0	11	0	12	148	0	23	11	1	5	3	1																																																																																																																																																																																																																																																																																																																																																																																																																																						
Gross Misd.	38	19	19	36	29	7	31	0	0	0	5	0	3	33	0	18	0	0	10	0	0	Misdemeanor	109	82	68	125	102	23	99	1	0	0	25	0	11	114	0	91	0	0	18	0	1	Juvenile	225	176	191	210	154	56	131	0	0	0	79	0	44	166	3	52	27	1	30	0	7	Total	916	465	503	878	682	196	695	15	53	4	111	0	117	761	6	219	86	8	60	1	53	Clearwater																							Felony	68	24	17	75	60	15	38	0	35	0	2	0	0	75	0	14	12	1	0	0	6	Gross Misd.	36	15	14	38	34	4	23	0	15	0	0	0	0	38	0	7	1	1	3	1	1	Misdemeanor	2	1	0	2	2	0	2	0	0	0	0	0	0	2	0	4	0	0	0	0	0	Juvenile	22	20	5	37	25	12	13	0	21	0	3	0	0	37	1	16	2	0	1	1	1	Total	128	60	36	152	121	31	76	0	71	0	5	0	0	152	1	41	15	2	4	2	8	Cook (CCA)																							Felony	30	20	18	31	26	5	26	0	4	0	1	0	1	30	0	4	6	0	0	0	3	Gross Misd.	53	26	29	52	45	7	38	0	14	0	0	0	1	51	0	3	0	0	0	0	0	Misdemeanor	97	75	84	87	73	14	76	3	7	0	1	0	0	87	0	2	0	1	0	0	0	Juvenile	4	12	8	8	7	1	6	0	2	0	0	0	1	7	0	0	0	0	0	0	0	Total	184	133	139	178	151	27	146	3	27	0	2	0	3	175	0	9	6	1	0	0	3	Cottonwood																							Felony	72	20	22	70	58	12	60	2	1	5	2	0	5	65	1	15	5	0	2	1	7	Gross Misd.	39	29	33	36	28	8	34	0	1	1	0	0	0	36	0	6	0	0	0	2	0	Misdemeanor	64	86	67	82	59	23	77	0	0	5	0	0	6	76	0	12	0	0	3	12	1	Juvenile	47	51	62	36	30	6	34	0	0	2	0	0	2	34	2	8	2	0	1	1	0	Total	222	186	184	224	175	49	205	2	2	13	2	0	13	211	3	41	7	0	6	16	8	Crow Wing (CCA)																							Felony	407	153	155	410	322	88	381	13	14	2	0	0	5	405	2	30	45	0	3	1	63	Gross Misd.	403	223	210	417	344	73	388	2	25	2	0	0	8	409	0	12	0	0	32	37	6	Misdemeanor	431	350	328	447	350	97	420	7	17	3	0	0	6	441	0	53	0	0	17	55	0	Juvenile	204	249	223	230	179	51	211	6	13	0	0	0	4	226	4	41	34	0	6	9	26	Total	1445	975	916	1504	1195	309	1400	28	69	7	0	0	23	1481	6	136	79	0	58	102	95	Dakota (CCA)																							Felony	2351	686	559	2487	1908	579	1809	387	32	51	126	82	126	2361	15	267	205	10	34	3	227	Gross Misd.	1892	840	644	2112	1727	385	1731	125	35	27	117	77	117	1995	0	104	5	16	143	29	24	Misdemeanor	2964	1985	2075	2810	2251	559	2074	259	41	59	213	164	213	2597	0	429	1	3	159	196	13	Juvenile	618	686	630	705	549	156	530	86	12	24	35	18	35	670	17	228	62	0	43	102	41	Total	7825	4197	3908	8114	6435	1679	6144	857	120	161	491	341	491	7623	32	1028	273	29	379	330	305	Dodge (CCA)																							Felony	22	24	0	48	40	8	39	3	3	0	3	0	3	45	0	10	5	0	1	0	0	Gross Misd.	22	28	2	46	38	8	44	0	0	0	2	0	5	41	0	1	2	1	3	0	0	Misdemeanor	5	35	2	38	33	5	31	1	0	0	6	0	3	35	0	9	1	0	1	0	0	Juvenile	3	25	0	28	23	5	27	0	1	0	0	0	1	27	0	3	3	0	0	3	1	Total	52	112	4	160	134	26	141	4	4	0	11	0	12	148	0	23	11	1	5	3	1																																																																																																																																																																																																																																																																																																																																																																																																																																																												
Misdemeanor	109	82	68	125	102	23	99	1	0	0	25	0	11	114	0	91	0	0	18	0	1	Juvenile	225	176	191	210	154	56	131	0	0	0	79	0	44	166	3	52	27	1	30	0	7	Total	916	465	503	878	682	196	695	15	53	4	111	0	117	761	6	219	86	8	60	1	53	Clearwater																							Felony	68	24	17	75	60	15	38	0	35	0	2	0	0	75	0	14	12	1	0	0	6	Gross Misd.	36	15	14	38	34	4	23	0	15	0	0	0	0	38	0	7	1	1	3	1	1	Misdemeanor	2	1	0	2	2	0	2	0	0	0	0	0	0	2	0	4	0	0	0	0	0	Juvenile	22	20	5	37	25	12	13	0	21	0	3	0	0	37	1	16	2	0	1	1	1	Total	128	60	36	152	121	31	76	0	71	0	5	0	0	152	1	41	15	2	4	2	8	Cook (CCA)																							Felony	30	20	18	31	26	5	26	0	4	0	1	0	1	30	0	4	6	0	0	0	3	Gross Misd.	53	26	29	52	45	7	38	0	14	0	0	0	1	51	0	3	0	0	0	0	0	Misdemeanor	97	75	84	87	73	14	76	3	7	0	1	0	0	87	0	2	0	1	0	0	0	Juvenile	4	12	8	8	7	1	6	0	2	0	0	0	1	7	0	0	0	0	0	0	0	Total	184	133	139	178	151	27	146	3	27	0	2	0	3	175	0	9	6	1	0	0	3	Cottonwood																							Felony	72	20	22	70	58	12	60	2	1	5	2	0	5	65	1	15	5	0	2	1	7	Gross Misd.	39	29	33	36	28	8	34	0	1	1	0	0	0	36	0	6	0	0	0	2	0	Misdemeanor	64	86	67	82	59	23	77	0	0	5	0	0	6	76	0	12	0	0	3	12	1	Juvenile	47	51	62	36	30	6	34	0	0	2	0	0	2	34	2	8	2	0	1	1	0	Total	222	186	184	224	175	49	205	2	2	13	2	0	13	211	3	41	7	0	6	16	8	Crow Wing (CCA)																							Felony	407	153	155	410	322	88	381	13	14	2	0	0	5	405	2	30	45	0	3	1	63	Gross Misd.	403	223	210	417	344	73	388	2	25	2	0	0	8	409	0	12	0	0	32	37	6	Misdemeanor	431	350	328	447	350	97	420	7	17	3	0	0	6	441	0	53	0	0	17	55	0	Juvenile	204	249	223	230	179	51	211	6	13	0	0	0	4	226	4	41	34	0	6	9	26	Total	1445	975	916	1504	1195	309	1400	28	69	7	0	0	23	1481	6	136	79	0	58	102	95	Dakota (CCA)																							Felony	2351	686	559	2487	1908	579	1809	387	32	51	126	82	126	2361	15	267	205	10	34	3	227	Gross Misd.	1892	840	644	2112	1727	385	1731	125	35	27	117	77	117	1995	0	104	5	16	143	29	24	Misdemeanor	2964	1985	2075	2810	2251	559	2074	259	41	59	213	164	213	2597	0	429	1	3	159	196	13	Juvenile	618	686	630	705	549	156	530	86	12	24	35	18	35	670	17	228	62	0	43	102	41	Total	7825	4197	3908	8114	6435	1679	6144	857	120	161	491	341	491	7623	32	1028	273	29	379	330	305	Dodge (CCA)																							Felony	22	24	0	48	40	8	39	3	3	0	3	0	3	45	0	10	5	0	1	0	0	Gross Misd.	22	28	2	46	38	8	44	0	0	0	2	0	5	41	0	1	2	1	3	0	0	Misdemeanor	5	35	2	38	33	5	31	1	0	0	6	0	3	35	0	9	1	0	1	0	0	Juvenile	3	25	0	28	23	5	27	0	1	0	0	0	1	27	0	3	3	0	0	3	1	Total	52	112	4	160	134	26	141	4	4	0	11	0	12	148	0	23	11	1	5	3	1																																																																																																																																																																																																																																																																																																																																																																																																																																																																																		
Juvenile	225	176	191	210	154	56	131	0	0	0	79	0	44	166	3	52	27	1	30	0	7	Total	916	465	503	878	682	196	695	15	53	4	111	0	117	761	6	219	86	8	60	1	53	Clearwater																							Felony	68	24	17	75	60	15	38	0	35	0	2	0	0	75	0	14	12	1	0	0	6	Gross Misd.	36	15	14	38	34	4	23	0	15	0	0	0	0	38	0	7	1	1	3	1	1	Misdemeanor	2	1	0	2	2	0	2	0	0	0	0	0	0	2	0	4	0	0	0	0	0	Juvenile	22	20	5	37	25	12	13	0	21	0	3	0	0	37	1	16	2	0	1	1	1	Total	128	60	36	152	121	31	76	0	71	0	5	0	0	152	1	41	15	2	4	2	8	Cook (CCA)																							Felony	30	20	18	31	26	5	26	0	4	0	1	0	1	30	0	4	6	0	0	0	3	Gross Misd.	53	26	29	52	45	7	38	0	14	0	0	0	1	51	0	3	0	0	0	0	0	Misdemeanor	97	75	84	87	73	14	76	3	7	0	1	0	0	87	0	2	0	1	0	0	0	Juvenile	4	12	8	8	7	1	6	0	2	0	0	0	1	7	0	0	0	0	0	0	0	Total	184	133	139	178	151	27	146	3	27	0	2	0	3	175	0	9	6	1	0	0	3	Cottonwood																							Felony	72	20	22	70	58	12	60	2	1	5	2	0	5	65	1	15	5	0	2	1	7	Gross Misd.	39	29	33	36	28	8	34	0	1	1	0	0	0	36	0	6	0	0	0	2	0	Misdemeanor	64	86	67	82	59	23	77	0	0	5	0	0	6	76	0	12	0	0	3	12	1	Juvenile	47	51	62	36	30	6	34	0	0	2	0	0	2	34	2	8	2	0	1	1	0	Total	222	186	184	224	175	49	205	2	2	13	2	0	13	211	3	41	7	0	6	16	8	Crow Wing (CCA)																							Felony	407	153	155	410	322	88	381	13	14	2	0	0	5	405	2	30	45	0	3	1	63	Gross Misd.	403	223	210	417	344	73	388	2	25	2	0	0	8	409	0	12	0	0	32	37	6	Misdemeanor	431	350	328	447	350	97	420	7	17	3	0	0	6	441	0	53	0	0	17	55	0	Juvenile	204	249	223	230	179	51	211	6	13	0	0	0	4	226	4	41	34	0	6	9	26	Total	1445	975	916	1504	1195	309	1400	28	69	7	0	0	23	1481	6	136	79	0	58	102	95	Dakota (CCA)																							Felony	2351	686	559	2487	1908	579	1809	387	32	51	126	82	126	2361	15	267	205	10	34	3	227	Gross Misd.	1892	840	644	2112	1727	385	1731	125	35	27	117	77	117	1995	0	104	5	16	143	29	24	Misdemeanor	2964	1985	2075	2810	2251	559	2074	259	41	59	213	164	213	2597	0	429	1	3	159	196	13	Juvenile	618	686	630	705	549	156	530	86	12	24	35	18	35	670	17	228	62	0	43	102	41	Total	7825	4197	3908	8114	6435	1679	6144	857	120	161	491	341	491	7623	32	1028	273	29	379	330	305	Dodge (CCA)																							Felony	22	24	0	48	40	8	39	3	3	0	3	0	3	45	0	10	5	0	1	0	0	Gross Misd.	22	28	2	46	38	8	44	0	0	0	2	0	5	41	0	1	2	1	3	0	0	Misdemeanor	5	35	2	38	33	5	31	1	0	0	6	0	3	35	0	9	1	0	1	0	0	Juvenile	3	25	0	28	23	5	27	0	1	0	0	0	1	27	0	3	3	0	0	3	1	Total	52	112	4	160	134	26	141	4	4	0	11	0	12	148	0	23	11	1	5	3	1																																																																																																																																																																																																																																																																																																																																																																																																																																																																																																								
Total	916	465	503	878	682	196	695	15	53	4	111	0	117	761	6	219	86	8	60	1	53	Clearwater																							Felony	68	24	17	75	60	15	38	0	35	0	2	0	0	75	0	14	12	1	0	0	6	Gross Misd.	36	15	14	38	34	4	23	0	15	0	0	0	0	38	0	7	1	1	3	1	1	Misdemeanor	2	1	0	2	2	0	2	0	0	0	0	0	0	2	0	4	0	0	0	0	0	Juvenile	22	20	5	37	25	12	13	0	21	0	3	0	0	37	1	16	2	0	1	1	1	Total	128	60	36	152	121	31	76	0	71	0	5	0	0	152	1	41	15	2	4	2	8	Cook (CCA)																							Felony	30	20	18	31	26	5	26	0	4	0	1	0	1	30	0	4	6	0	0	0	3	Gross Misd.	53	26	29	52	45	7	38	0	14	0	0	0	1	51	0	3	0	0	0	0	0	Misdemeanor	97	75	84	87	73	14	76	3	7	0	1	0	0	87	0	2	0	1	0	0	0	Juvenile	4	12	8	8	7	1	6	0	2	0	0	0	1	7	0	0	0	0	0	0	0	Total	184	133	139	178	151	27	146	3	27	0	2	0	3	175	0	9	6	1	0	0	3	Cottonwood																							Felony	72	20	22	70	58	12	60	2	1	5	2	0	5	65	1	15	5	0	2	1	7	Gross Misd.	39	29	33	36	28	8	34	0	1	1	0	0	0	36	0	6	0	0	0	2	0	Misdemeanor	64	86	67	82	59	23	77	0	0	5	0	0	6	76	0	12	0	0	3	12	1	Juvenile	47	51	62	36	30	6	34	0	0	2	0	0	2	34	2	8	2	0	1	1	0	Total	222	186	184	224	175	49	205	2	2	13	2	0	13	211	3	41	7	0	6	16	8	Crow Wing (CCA)																							Felony	407	153	155	410	322	88	381	13	14	2	0	0	5	405	2	30	45	0	3	1	63	Gross Misd.	403	223	210	417	344	73	388	2	25	2	0	0	8	409	0	12	0	0	32	37	6	Misdemeanor	431	350	328	447	350	97	420	7	17	3	0	0	6	441	0	53	0	0	17	55	0	Juvenile	204	249	223	230	179	51	211	6	13	0	0	0	4	226	4	41	34	0	6	9	26	Total	1445	975	916	1504	1195	309	1400	28	69	7	0	0	23	1481	6	136	79	0	58	102	95	Dakota (CCA)																							Felony	2351	686	559	2487	1908	579	1809	387	32	51	126	82	126	2361	15	267	205	10	34	3	227	Gross Misd.	1892	840	644	2112	1727	385	1731	125	35	27	117	77	117	1995	0	104	5	16	143	29	24	Misdemeanor	2964	1985	2075	2810	2251	559	2074	259	41	59	213	164	213	2597	0	429	1	3	159	196	13	Juvenile	618	686	630	705	549	156	530	86	12	24	35	18	35	670	17	228	62	0	43	102	41	Total	7825	4197	3908	8114	6435	1679	6144	857	120	161	491	341	491	7623	32	1028	273	29	379	330	305	Dodge (CCA)																							Felony	22	24	0	48	40	8	39	3	3	0	3	0	3	45	0	10	5	0	1	0	0	Gross Misd.	22	28	2	46	38	8	44	0	0	0	2	0	5	41	0	1	2	1	3	0	0	Misdemeanor	5	35	2	38	33	5	31	1	0	0	6	0	3	35	0	9	1	0	1	0	0	Juvenile	3	25	0	28	23	5	27	0	1	0	0	0	1	27	0	3	3	0	0	3	1	Total	52	112	4	160	134	26	141	4	4	0	11	0	12	148	0	23	11	1	5	3	1																																																																																																																																																																																																																																																																																																																																																																																																																																																																																																																														
Clearwater																							Felony	68	24	17	75	60	15	38	0	35	0	2	0	0	75	0	14	12	1	0	0	6	Gross Misd.	36	15	14	38	34	4	23	0	15	0	0	0	0	38	0	7	1	1	3	1	1	Misdemeanor	2	1	0	2	2	0	2	0	0	0	0	0	0	2	0	4	0	0	0	0	0	Juvenile	22	20	5	37	25	12	13	0	21	0	3	0	0	37	1	16	2	0	1	1	1	Total	128	60	36	152	121	31	76	0	71	0	5	0	0	152	1	41	15	2	4	2	8	Cook (CCA)																							Felony	30	20	18	31	26	5	26	0	4	0	1	0	1	30	0	4	6	0	0	0	3	Gross Misd.	53	26	29	52	45	7	38	0	14	0	0	0	1	51	0	3	0	0	0	0	0	Misdemeanor	97	75	84	87	73	14	76	3	7	0	1	0	0	87	0	2	0	1	0	0	0	Juvenile	4	12	8	8	7	1	6	0	2	0	0	0	1	7	0	0	0	0	0	0	0	Total	184	133	139	178	151	27	146	3	27	0	2	0	3	175	0	9	6	1	0	0	3	Cottonwood																							Felony	72	20	22	70	58	12	60	2	1	5	2	0	5	65	1	15	5	0	2	1	7	Gross Misd.	39	29	33	36	28	8	34	0	1	1	0	0	0	36	0	6	0	0	0	2	0	Misdemeanor	64	86	67	82	59	23	77	0	0	5	0	0	6	76	0	12	0	0	3	12	1	Juvenile	47	51	62	36	30	6	34	0	0	2	0	0	2	34	2	8	2	0	1	1	0	Total	222	186	184	224	175	49	205	2	2	13	2	0	13	211	3	41	7	0	6	16	8	Crow Wing (CCA)																							Felony	407	153	155	410	322	88	381	13	14	2	0	0	5	405	2	30	45	0	3	1	63	Gross Misd.	403	223	210	417	344	73	388	2	25	2	0	0	8	409	0	12	0	0	32	37	6	Misdemeanor	431	350	328	447	350	97	420	7	17	3	0	0	6	441	0	53	0	0	17	55	0	Juvenile	204	249	223	230	179	51	211	6	13	0	0	0	4	226	4	41	34	0	6	9	26	Total	1445	975	916	1504	1195	309	1400	28	69	7	0	0	23	1481	6	136	79	0	58	102	95	Dakota (CCA)																							Felony	2351	686	559	2487	1908	579	1809	387	32	51	126	82	126	2361	15	267	205	10	34	3	227	Gross Misd.	1892	840	644	2112	1727	385	1731	125	35	27	117	77	117	1995	0	104	5	16	143	29	24	Misdemeanor	2964	1985	2075	2810	2251	559	2074	259	41	59	213	164	213	2597	0	429	1	3	159	196	13	Juvenile	618	686	630	705	549	156	530	86	12	24	35	18	35	670	17	228	62	0	43	102	41	Total	7825	4197	3908	8114	6435	1679	6144	857	120	161	491	341	491	7623	32	1028	273	29	379	330	305	Dodge (CCA)																							Felony	22	24	0	48	40	8	39	3	3	0	3	0	3	45	0	10	5	0	1	0	0	Gross Misd.	22	28	2	46	38	8	44	0	0	0	2	0	5	41	0	1	2	1	3	0	0	Misdemeanor	5	35	2	38	33	5	31	1	0	0	6	0	3	35	0	9	1	0	1	0	0	Juvenile	3	25	0	28	23	5	27	0	1	0	0	0	1	27	0	3	3	0	0	3	1	Total	52	112	4	160	134	26	141	4	4	0	11	0	12	148	0	23	11	1	5	3	1																																																																																																																																																																																																																																																																																																																																																																																																																																																																																																																																																				
Felony	68	24	17	75	60	15	38	0	35	0	2	0	0	75	0	14	12	1	0	0	6	Gross Misd.	36	15	14	38	34	4	23	0	15	0	0	0	0	38	0	7	1	1	3	1	1	Misdemeanor	2	1	0	2	2	0	2	0	0	0	0	0	0	2	0	4	0	0	0	0	0	Juvenile	22	20	5	37	25	12	13	0	21	0	3	0	0	37	1	16	2	0	1	1	1	Total	128	60	36	152	121	31	76	0	71	0	5	0	0	152	1	41	15	2	4	2	8	Cook (CCA)																							Felony	30	20	18	31	26	5	26	0	4	0	1	0	1	30	0	4	6	0	0	0	3	Gross Misd.	53	26	29	52	45	7	38	0	14	0	0	0	1	51	0	3	0	0	0	0	0	Misdemeanor	97	75	84	87	73	14	76	3	7	0	1	0	0	87	0	2	0	1	0	0	0	Juvenile	4	12	8	8	7	1	6	0	2	0	0	0	1	7	0	0	0	0	0	0	0	Total	184	133	139	178	151	27	146	3	27	0	2	0	3	175	0	9	6	1	0	0	3	Cottonwood																							Felony	72	20	22	70	58	12	60	2	1	5	2	0	5	65	1	15	5	0	2	1	7	Gross Misd.	39	29	33	36	28	8	34	0	1	1	0	0	0	36	0	6	0	0	0	2	0	Misdemeanor	64	86	67	82	59	23	77	0	0	5	0	0	6	76	0	12	0	0	3	12	1	Juvenile	47	51	62	36	30	6	34	0	0	2	0	0	2	34	2	8	2	0	1	1	0	Total	222	186	184	224	175	49	205	2	2	13	2	0	13	211	3	41	7	0	6	16	8	Crow Wing (CCA)																							Felony	407	153	155	410	322	88	381	13	14	2	0	0	5	405	2	30	45	0	3	1	63	Gross Misd.	403	223	210	417	344	73	388	2	25	2	0	0	8	409	0	12	0	0	32	37	6	Misdemeanor	431	350	328	447	350	97	420	7	17	3	0	0	6	441	0	53	0	0	17	55	0	Juvenile	204	249	223	230	179	51	211	6	13	0	0	0	4	226	4	41	34	0	6	9	26	Total	1445	975	916	1504	1195	309	1400	28	69	7	0	0	23	1481	6	136	79	0	58	102	95	Dakota (CCA)																							Felony	2351	686	559	2487	1908	579	1809	387	32	51	126	82	126	2361	15	267	205	10	34	3	227	Gross Misd.	1892	840	644	2112	1727	385	1731	125	35	27	117	77	117	1995	0	104	5	16	143	29	24	Misdemeanor	2964	1985	2075	2810	2251	559	2074	259	41	59	213	164	213	2597	0	429	1	3	159	196	13	Juvenile	618	686	630	705	549	156	530	86	12	24	35	18	35	670	17	228	62	0	43	102	41	Total	7825	4197	3908	8114	6435	1679	6144	857	120	161	491	341	491	7623	32	1028	273	29	379	330	305	Dodge (CCA)																							Felony	22	24	0	48	40	8	39	3	3	0	3	0	3	45	0	10	5	0	1	0	0	Gross Misd.	22	28	2	46	38	8	44	0	0	0	2	0	5	41	0	1	2	1	3	0	0	Misdemeanor	5	35	2	38	33	5	31	1	0	0	6	0	3	35	0	9	1	0	1	0	0	Juvenile	3	25	0	28	23	5	27	0	1	0	0	0	1	27	0	3	3	0	0	3	1	Total	52	112	4	160	134	26	141	4	4	0	11	0	12	148	0	23	11	1	5	3	1																																																																																																																																																																																																																																																																																																																																																																																																																																																																																																																																																																											
Gross Misd.	36	15	14	38	34	4	23	0	15	0	0	0	0	38	0	7	1	1	3	1	1	Misdemeanor	2	1	0	2	2	0	2	0	0	0	0	0	0	2	0	4	0	0	0	0	0	Juvenile	22	20	5	37	25	12	13	0	21	0	3	0	0	37	1	16	2	0	1	1	1	Total	128	60	36	152	121	31	76	0	71	0	5	0	0	152	1	41	15	2	4	2	8	Cook (CCA)																							Felony	30	20	18	31	26	5	26	0	4	0	1	0	1	30	0	4	6	0	0	0	3	Gross Misd.	53	26	29	52	45	7	38	0	14	0	0	0	1	51	0	3	0	0	0	0	0	Misdemeanor	97	75	84	87	73	14	76	3	7	0	1	0	0	87	0	2	0	1	0	0	0	Juvenile	4	12	8	8	7	1	6	0	2	0	0	0	1	7	0	0	0	0	0	0	0	Total	184	133	139	178	151	27	146	3	27	0	2	0	3	175	0	9	6	1	0	0	3	Cottonwood																							Felony	72	20	22	70	58	12	60	2	1	5	2	0	5	65	1	15	5	0	2	1	7	Gross Misd.	39	29	33	36	28	8	34	0	1	1	0	0	0	36	0	6	0	0	0	2	0	Misdemeanor	64	86	67	82	59	23	77	0	0	5	0	0	6	76	0	12	0	0	3	12	1	Juvenile	47	51	62	36	30	6	34	0	0	2	0	0	2	34	2	8	2	0	1	1	0	Total	222	186	184	224	175	49	205	2	2	13	2	0	13	211	3	41	7	0	6	16	8	Crow Wing (CCA)																							Felony	407	153	155	410	322	88	381	13	14	2	0	0	5	405	2	30	45	0	3	1	63	Gross Misd.	403	223	210	417	344	73	388	2	25	2	0	0	8	409	0	12	0	0	32	37	6	Misdemeanor	431	350	328	447	350	97	420	7	17	3	0	0	6	441	0	53	0	0	17	55	0	Juvenile	204	249	223	230	179	51	211	6	13	0	0	0	4	226	4	41	34	0	6	9	26	Total	1445	975	916	1504	1195	309	1400	28	69	7	0	0	23	1481	6	136	79	0	58	102	95	Dakota (CCA)																							Felony	2351	686	559	2487	1908	579	1809	387	32	51	126	82	126	2361	15	267	205	10	34	3	227	Gross Misd.	1892	840	644	2112	1727	385	1731	125	35	27	117	77	117	1995	0	104	5	16	143	29	24	Misdemeanor	2964	1985	2075	2810	2251	559	2074	259	41	59	213	164	213	2597	0	429	1	3	159	196	13	Juvenile	618	686	630	705	549	156	530	86	12	24	35	18	35	670	17	228	62	0	43	102	41	Total	7825	4197	3908	8114	6435	1679	6144	857	120	161	491	341	491	7623	32	1028	273	29	379	330	305	Dodge (CCA)																							Felony	22	24	0	48	40	8	39	3	3	0	3	0	3	45	0	10	5	0	1	0	0	Gross Misd.	22	28	2	46	38	8	44	0	0	0	2	0	5	41	0	1	2	1	3	0	0	Misdemeanor	5	35	2	38	33	5	31	1	0	0	6	0	3	35	0	9	1	0	1	0	0	Juvenile	3	25	0	28	23	5	27	0	1	0	0	0	1	27	0	3	3	0	0	3	1	Total	52	112	4	160	134	26	141	4	4	0	11	0	12	148	0	23	11	1	5	3	1																																																																																																																																																																																																																																																																																																																																																																																																																																																																																																																																																																																																	
Misdemeanor	2	1	0	2	2	0	2	0	0	0	0	0	0	2	0	4	0	0	0	0	0	Juvenile	22	20	5	37	25	12	13	0	21	0	3	0	0	37	1	16	2	0	1	1	1	Total	128	60	36	152	121	31	76	0	71	0	5	0	0	152	1	41	15	2	4	2	8	Cook (CCA)																							Felony	30	20	18	31	26	5	26	0	4	0	1	0	1	30	0	4	6	0	0	0	3	Gross Misd.	53	26	29	52	45	7	38	0	14	0	0	0	1	51	0	3	0	0	0	0	0	Misdemeanor	97	75	84	87	73	14	76	3	7	0	1	0	0	87	0	2	0	1	0	0	0	Juvenile	4	12	8	8	7	1	6	0	2	0	0	0	1	7	0	0	0	0	0	0	0	Total	184	133	139	178	151	27	146	3	27	0	2	0	3	175	0	9	6	1	0	0	3	Cottonwood																							Felony	72	20	22	70	58	12	60	2	1	5	2	0	5	65	1	15	5	0	2	1	7	Gross Misd.	39	29	33	36	28	8	34	0	1	1	0	0	0	36	0	6	0	0	0	2	0	Misdemeanor	64	86	67	82	59	23	77	0	0	5	0	0	6	76	0	12	0	0	3	12	1	Juvenile	47	51	62	36	30	6	34	0	0	2	0	0	2	34	2	8	2	0	1	1	0	Total	222	186	184	224	175	49	205	2	2	13	2	0	13	211	3	41	7	0	6	16	8	Crow Wing (CCA)																							Felony	407	153	155	410	322	88	381	13	14	2	0	0	5	405	2	30	45	0	3	1	63	Gross Misd.	403	223	210	417	344	73	388	2	25	2	0	0	8	409	0	12	0	0	32	37	6	Misdemeanor	431	350	328	447	350	97	420	7	17	3	0	0	6	441	0	53	0	0	17	55	0	Juvenile	204	249	223	230	179	51	211	6	13	0	0	0	4	226	4	41	34	0	6	9	26	Total	1445	975	916	1504	1195	309	1400	28	69	7	0	0	23	1481	6	136	79	0	58	102	95	Dakota (CCA)																							Felony	2351	686	559	2487	1908	579	1809	387	32	51	126	82	126	2361	15	267	205	10	34	3	227	Gross Misd.	1892	840	644	2112	1727	385	1731	125	35	27	117	77	117	1995	0	104	5	16	143	29	24	Misdemeanor	2964	1985	2075	2810	2251	559	2074	259	41	59	213	164	213	2597	0	429	1	3	159	196	13	Juvenile	618	686	630	705	549	156	530	86	12	24	35	18	35	670	17	228	62	0	43	102	41	Total	7825	4197	3908	8114	6435	1679	6144	857	120	161	491	341	491	7623	32	1028	273	29	379	330	305	Dodge (CCA)																							Felony	22	24	0	48	40	8	39	3	3	0	3	0	3	45	0	10	5	0	1	0	0	Gross Misd.	22	28	2	46	38	8	44	0	0	0	2	0	5	41	0	1	2	1	3	0	0	Misdemeanor	5	35	2	38	33	5	31	1	0	0	6	0	3	35	0	9	1	0	1	0	0	Juvenile	3	25	0	28	23	5	27	0	1	0	0	0	1	27	0	3	3	0	0	3	1	Total	52	112	4	160	134	26	141	4	4	0	11	0	12	148	0	23	11	1	5	3	1																																																																																																																																																																																																																																																																																																																																																																																																																																																																																																																																																																																																																							
Juvenile	22	20	5	37	25	12	13	0	21	0	3	0	0	37	1	16	2	0	1	1	1	Total	128	60	36	152	121	31	76	0	71	0	5	0	0	152	1	41	15	2	4	2	8	Cook (CCA)																							Felony	30	20	18	31	26	5	26	0	4	0	1	0	1	30	0	4	6	0	0	0	3	Gross Misd.	53	26	29	52	45	7	38	0	14	0	0	0	1	51	0	3	0	0	0	0	0	Misdemeanor	97	75	84	87	73	14	76	3	7	0	1	0	0	87	0	2	0	1	0	0	0	Juvenile	4	12	8	8	7	1	6	0	2	0	0	0	1	7	0	0	0	0	0	0	0	Total	184	133	139	178	151	27	146	3	27	0	2	0	3	175	0	9	6	1	0	0	3	Cottonwood																							Felony	72	20	22	70	58	12	60	2	1	5	2	0	5	65	1	15	5	0	2	1	7	Gross Misd.	39	29	33	36	28	8	34	0	1	1	0	0	0	36	0	6	0	0	0	2	0	Misdemeanor	64	86	67	82	59	23	77	0	0	5	0	0	6	76	0	12	0	0	3	12	1	Juvenile	47	51	62	36	30	6	34	0	0	2	0	0	2	34	2	8	2	0	1	1	0	Total	222	186	184	224	175	49	205	2	2	13	2	0	13	211	3	41	7	0	6	16	8	Crow Wing (CCA)																							Felony	407	153	155	410	322	88	381	13	14	2	0	0	5	405	2	30	45	0	3	1	63	Gross Misd.	403	223	210	417	344	73	388	2	25	2	0	0	8	409	0	12	0	0	32	37	6	Misdemeanor	431	350	328	447	350	97	420	7	17	3	0	0	6	441	0	53	0	0	17	55	0	Juvenile	204	249	223	230	179	51	211	6	13	0	0	0	4	226	4	41	34	0	6	9	26	Total	1445	975	916	1504	1195	309	1400	28	69	7	0	0	23	1481	6	136	79	0	58	102	95	Dakota (CCA)																							Felony	2351	686	559	2487	1908	579	1809	387	32	51	126	82	126	2361	15	267	205	10	34	3	227	Gross Misd.	1892	840	644	2112	1727	385	1731	125	35	27	117	77	117	1995	0	104	5	16	143	29	24	Misdemeanor	2964	1985	2075	2810	2251	559	2074	259	41	59	213	164	213	2597	0	429	1	3	159	196	13	Juvenile	618	686	630	705	549	156	530	86	12	24	35	18	35	670	17	228	62	0	43	102	41	Total	7825	4197	3908	8114	6435	1679	6144	857	120	161	491	341	491	7623	32	1028	273	29	379	330	305	Dodge (CCA)																							Felony	22	24	0	48	40	8	39	3	3	0	3	0	3	45	0	10	5	0	1	0	0	Gross Misd.	22	28	2	46	38	8	44	0	0	0	2	0	5	41	0	1	2	1	3	0	0	Misdemeanor	5	35	2	38	33	5	31	1	0	0	6	0	3	35	0	9	1	0	1	0	0	Juvenile	3	25	0	28	23	5	27	0	1	0	0	0	1	27	0	3	3	0	0	3	1	Total	52	112	4	160	134	26	141	4	4	0	11	0	12	148	0	23	11	1	5	3	1																																																																																																																																																																																																																																																																																																																																																																																																																																																																																																																																																																																																																																													
Total	128	60	36	152	121	31	76	0	71	0	5	0	0	152	1	41	15	2	4	2	8	Cook (CCA)																							Felony	30	20	18	31	26	5	26	0	4	0	1	0	1	30	0	4	6	0	0	0	3	Gross Misd.	53	26	29	52	45	7	38	0	14	0	0	0	1	51	0	3	0	0	0	0	0	Misdemeanor	97	75	84	87	73	14	76	3	7	0	1	0	0	87	0	2	0	1	0	0	0	Juvenile	4	12	8	8	7	1	6	0	2	0	0	0	1	7	0	0	0	0	0	0	0	Total	184	133	139	178	151	27	146	3	27	0	2	0	3	175	0	9	6	1	0	0	3	Cottonwood																							Felony	72	20	22	70	58	12	60	2	1	5	2	0	5	65	1	15	5	0	2	1	7	Gross Misd.	39	29	33	36	28	8	34	0	1	1	0	0	0	36	0	6	0	0	0	2	0	Misdemeanor	64	86	67	82	59	23	77	0	0	5	0	0	6	76	0	12	0	0	3	12	1	Juvenile	47	51	62	36	30	6	34	0	0	2	0	0	2	34	2	8	2	0	1	1	0	Total	222	186	184	224	175	49	205	2	2	13	2	0	13	211	3	41	7	0	6	16	8	Crow Wing (CCA)																							Felony	407	153	155	410	322	88	381	13	14	2	0	0	5	405	2	30	45	0	3	1	63	Gross Misd.	403	223	210	417	344	73	388	2	25	2	0	0	8	409	0	12	0	0	32	37	6	Misdemeanor	431	350	328	447	350	97	420	7	17	3	0	0	6	441	0	53	0	0	17	55	0	Juvenile	204	249	223	230	179	51	211	6	13	0	0	0	4	226	4	41	34	0	6	9	26	Total	1445	975	916	1504	1195	309	1400	28	69	7	0	0	23	1481	6	136	79	0	58	102	95	Dakota (CCA)																							Felony	2351	686	559	2487	1908	579	1809	387	32	51	126	82	126	2361	15	267	205	10	34	3	227	Gross Misd.	1892	840	644	2112	1727	385	1731	125	35	27	117	77	117	1995	0	104	5	16	143	29	24	Misdemeanor	2964	1985	2075	2810	2251	559	2074	259	41	59	213	164	213	2597	0	429	1	3	159	196	13	Juvenile	618	686	630	705	549	156	530	86	12	24	35	18	35	670	17	228	62	0	43	102	41	Total	7825	4197	3908	8114	6435	1679	6144	857	120	161	491	341	491	7623	32	1028	273	29	379	330	305	Dodge (CCA)																							Felony	22	24	0	48	40	8	39	3	3	0	3	0	3	45	0	10	5	0	1	0	0	Gross Misd.	22	28	2	46	38	8	44	0	0	0	2	0	5	41	0	1	2	1	3	0	0	Misdemeanor	5	35	2	38	33	5	31	1	0	0	6	0	3	35	0	9	1	0	1	0	0	Juvenile	3	25	0	28	23	5	27	0	1	0	0	0	1	27	0	3	3	0	0	3	1	Total	52	112	4	160	134	26	141	4	4	0	11	0	12	148	0	23	11	1	5	3	1																																																																																																																																																																																																																																																																																																																																																																																																																																																																																																																																																																																																																																																																			
Cook (CCA)																							Felony	30	20	18	31	26	5	26	0	4	0	1	0	1	30	0	4	6	0	0	0	3	Gross Misd.	53	26	29	52	45	7	38	0	14	0	0	0	1	51	0	3	0	0	0	0	0	Misdemeanor	97	75	84	87	73	14	76	3	7	0	1	0	0	87	0	2	0	1	0	0	0	Juvenile	4	12	8	8	7	1	6	0	2	0	0	0	1	7	0	0	0	0	0	0	0	Total	184	133	139	178	151	27	146	3	27	0	2	0	3	175	0	9	6	1	0	0	3	Cottonwood																							Felony	72	20	22	70	58	12	60	2	1	5	2	0	5	65	1	15	5	0	2	1	7	Gross Misd.	39	29	33	36	28	8	34	0	1	1	0	0	0	36	0	6	0	0	0	2	0	Misdemeanor	64	86	67	82	59	23	77	0	0	5	0	0	6	76	0	12	0	0	3	12	1	Juvenile	47	51	62	36	30	6	34	0	0	2	0	0	2	34	2	8	2	0	1	1	0	Total	222	186	184	224	175	49	205	2	2	13	2	0	13	211	3	41	7	0	6	16	8	Crow Wing (CCA)																							Felony	407	153	155	410	322	88	381	13	14	2	0	0	5	405	2	30	45	0	3	1	63	Gross Misd.	403	223	210	417	344	73	388	2	25	2	0	0	8	409	0	12	0	0	32	37	6	Misdemeanor	431	350	328	447	350	97	420	7	17	3	0	0	6	441	0	53	0	0	17	55	0	Juvenile	204	249	223	230	179	51	211	6	13	0	0	0	4	226	4	41	34	0	6	9	26	Total	1445	975	916	1504	1195	309	1400	28	69	7	0	0	23	1481	6	136	79	0	58	102	95	Dakota (CCA)																							Felony	2351	686	559	2487	1908	579	1809	387	32	51	126	82	126	2361	15	267	205	10	34	3	227	Gross Misd.	1892	840	644	2112	1727	385	1731	125	35	27	117	77	117	1995	0	104	5	16	143	29	24	Misdemeanor	2964	1985	2075	2810	2251	559	2074	259	41	59	213	164	213	2597	0	429	1	3	159	196	13	Juvenile	618	686	630	705	549	156	530	86	12	24	35	18	35	670	17	228	62	0	43	102	41	Total	7825	4197	3908	8114	6435	1679	6144	857	120	161	491	341	491	7623	32	1028	273	29	379	330	305	Dodge (CCA)																							Felony	22	24	0	48	40	8	39	3	3	0	3	0	3	45	0	10	5	0	1	0	0	Gross Misd.	22	28	2	46	38	8	44	0	0	0	2	0	5	41	0	1	2	1	3	0	0	Misdemeanor	5	35	2	38	33	5	31	1	0	0	6	0	3	35	0	9	1	0	1	0	0	Juvenile	3	25	0	28	23	5	27	0	1	0	0	0	1	27	0	3	3	0	0	3	1	Total	52	112	4	160	134	26	141	4	4	0	11	0	12	148	0	23	11	1	5	3	1																																																																																																																																																																																																																																																																																																																																																																																																																																																																																																																																																																																																																																																																																									
Felony	30	20	18	31	26	5	26	0	4	0	1	0	1	30	0	4	6	0	0	0	3	Gross Misd.	53	26	29	52	45	7	38	0	14	0	0	0	1	51	0	3	0	0	0	0	0	Misdemeanor	97	75	84	87	73	14	76	3	7	0	1	0	0	87	0	2	0	1	0	0	0	Juvenile	4	12	8	8	7	1	6	0	2	0	0	0	1	7	0	0	0	0	0	0	0	Total	184	133	139	178	151	27	146	3	27	0	2	0	3	175	0	9	6	1	0	0	3	Cottonwood																							Felony	72	20	22	70	58	12	60	2	1	5	2	0	5	65	1	15	5	0	2	1	7	Gross Misd.	39	29	33	36	28	8	34	0	1	1	0	0	0	36	0	6	0	0	0	2	0	Misdemeanor	64	86	67	82	59	23	77	0	0	5	0	0	6	76	0	12	0	0	3	12	1	Juvenile	47	51	62	36	30	6	34	0	0	2	0	0	2	34	2	8	2	0	1	1	0	Total	222	186	184	224	175	49	205	2	2	13	2	0	13	211	3	41	7	0	6	16	8	Crow Wing (CCA)																							Felony	407	153	155	410	322	88	381	13	14	2	0	0	5	405	2	30	45	0	3	1	63	Gross Misd.	403	223	210	417	344	73	388	2	25	2	0	0	8	409	0	12	0	0	32	37	6	Misdemeanor	431	350	328	447	350	97	420	7	17	3	0	0	6	441	0	53	0	0	17	55	0	Juvenile	204	249	223	230	179	51	211	6	13	0	0	0	4	226	4	41	34	0	6	9	26	Total	1445	975	916	1504	1195	309	1400	28	69	7	0	0	23	1481	6	136	79	0	58	102	95	Dakota (CCA)																							Felony	2351	686	559	2487	1908	579	1809	387	32	51	126	82	126	2361	15	267	205	10	34	3	227	Gross Misd.	1892	840	644	2112	1727	385	1731	125	35	27	117	77	117	1995	0	104	5	16	143	29	24	Misdemeanor	2964	1985	2075	2810	2251	559	2074	259	41	59	213	164	213	2597	0	429	1	3	159	196	13	Juvenile	618	686	630	705	549	156	530	86	12	24	35	18	35	670	17	228	62	0	43	102	41	Total	7825	4197	3908	8114	6435	1679	6144	857	120	161	491	341	491	7623	32	1028	273	29	379	330	305	Dodge (CCA)																							Felony	22	24	0	48	40	8	39	3	3	0	3	0	3	45	0	10	5	0	1	0	0	Gross Misd.	22	28	2	46	38	8	44	0	0	0	2	0	5	41	0	1	2	1	3	0	0	Misdemeanor	5	35	2	38	33	5	31	1	0	0	6	0	3	35	0	9	1	0	1	0	0	Juvenile	3	25	0	28	23	5	27	0	1	0	0	0	1	27	0	3	3	0	0	3	1	Total	52	112	4	160	134	26	141	4	4	0	11	0	12	148	0	23	11	1	5	3	1																																																																																																																																																																																																																																																																																																																																																																																																																																																																																																																																																																																																																																																																																																																
Gross Misd.	53	26	29	52	45	7	38	0	14	0	0	0	1	51	0	3	0	0	0	0	0	Misdemeanor	97	75	84	87	73	14	76	3	7	0	1	0	0	87	0	2	0	1	0	0	0	Juvenile	4	12	8	8	7	1	6	0	2	0	0	0	1	7	0	0	0	0	0	0	0	Total	184	133	139	178	151	27	146	3	27	0	2	0	3	175	0	9	6	1	0	0	3	Cottonwood																							Felony	72	20	22	70	58	12	60	2	1	5	2	0	5	65	1	15	5	0	2	1	7	Gross Misd.	39	29	33	36	28	8	34	0	1	1	0	0	0	36	0	6	0	0	0	2	0	Misdemeanor	64	86	67	82	59	23	77	0	0	5	0	0	6	76	0	12	0	0	3	12	1	Juvenile	47	51	62	36	30	6	34	0	0	2	0	0	2	34	2	8	2	0	1	1	0	Total	222	186	184	224	175	49	205	2	2	13	2	0	13	211	3	41	7	0	6	16	8	Crow Wing (CCA)																							Felony	407	153	155	410	322	88	381	13	14	2	0	0	5	405	2	30	45	0	3	1	63	Gross Misd.	403	223	210	417	344	73	388	2	25	2	0	0	8	409	0	12	0	0	32	37	6	Misdemeanor	431	350	328	447	350	97	420	7	17	3	0	0	6	441	0	53	0	0	17	55	0	Juvenile	204	249	223	230	179	51	211	6	13	0	0	0	4	226	4	41	34	0	6	9	26	Total	1445	975	916	1504	1195	309	1400	28	69	7	0	0	23	1481	6	136	79	0	58	102	95	Dakota (CCA)																							Felony	2351	686	559	2487	1908	579	1809	387	32	51	126	82	126	2361	15	267	205	10	34	3	227	Gross Misd.	1892	840	644	2112	1727	385	1731	125	35	27	117	77	117	1995	0	104	5	16	143	29	24	Misdemeanor	2964	1985	2075	2810	2251	559	2074	259	41	59	213	164	213	2597	0	429	1	3	159	196	13	Juvenile	618	686	630	705	549	156	530	86	12	24	35	18	35	670	17	228	62	0	43	102	41	Total	7825	4197	3908	8114	6435	1679	6144	857	120	161	491	341	491	7623	32	1028	273	29	379	330	305	Dodge (CCA)																							Felony	22	24	0	48	40	8	39	3	3	0	3	0	3	45	0	10	5	0	1	0	0	Gross Misd.	22	28	2	46	38	8	44	0	0	0	2	0	5	41	0	1	2	1	3	0	0	Misdemeanor	5	35	2	38	33	5	31	1	0	0	6	0	3	35	0	9	1	0	1	0	0	Juvenile	3	25	0	28	23	5	27	0	1	0	0	0	1	27	0	3	3	0	0	3	1	Total	52	112	4	160	134	26	141	4	4	0	11	0	12	148	0	23	11	1	5	3	1																																																																																																																																																																																																																																																																																																																																																																																																																																																																																																																																																																																																																																																																																																																																						
Misdemeanor	97	75	84	87	73	14	76	3	7	0	1	0	0	87	0	2	0	1	0	0	0	Juvenile	4	12	8	8	7	1	6	0	2	0	0	0	1	7	0	0	0	0	0	0	0	Total	184	133	139	178	151	27	146	3	27	0	2	0	3	175	0	9	6	1	0	0	3	Cottonwood																							Felony	72	20	22	70	58	12	60	2	1	5	2	0	5	65	1	15	5	0	2	1	7	Gross Misd.	39	29	33	36	28	8	34	0	1	1	0	0	0	36	0	6	0	0	0	2	0	Misdemeanor	64	86	67	82	59	23	77	0	0	5	0	0	6	76	0	12	0	0	3	12	1	Juvenile	47	51	62	36	30	6	34	0	0	2	0	0	2	34	2	8	2	0	1	1	0	Total	222	186	184	224	175	49	205	2	2	13	2	0	13	211	3	41	7	0	6	16	8	Crow Wing (CCA)																							Felony	407	153	155	410	322	88	381	13	14	2	0	0	5	405	2	30	45	0	3	1	63	Gross Misd.	403	223	210	417	344	73	388	2	25	2	0	0	8	409	0	12	0	0	32	37	6	Misdemeanor	431	350	328	447	350	97	420	7	17	3	0	0	6	441	0	53	0	0	17	55	0	Juvenile	204	249	223	230	179	51	211	6	13	0	0	0	4	226	4	41	34	0	6	9	26	Total	1445	975	916	1504	1195	309	1400	28	69	7	0	0	23	1481	6	136	79	0	58	102	95	Dakota (CCA)																							Felony	2351	686	559	2487	1908	579	1809	387	32	51	126	82	126	2361	15	267	205	10	34	3	227	Gross Misd.	1892	840	644	2112	1727	385	1731	125	35	27	117	77	117	1995	0	104	5	16	143	29	24	Misdemeanor	2964	1985	2075	2810	2251	559	2074	259	41	59	213	164	213	2597	0	429	1	3	159	196	13	Juvenile	618	686	630	705	549	156	530	86	12	24	35	18	35	670	17	228	62	0	43	102	41	Total	7825	4197	3908	8114	6435	1679	6144	857	120	161	491	341	491	7623	32	1028	273	29	379	330	305	Dodge (CCA)																							Felony	22	24	0	48	40	8	39	3	3	0	3	0	3	45	0	10	5	0	1	0	0	Gross Misd.	22	28	2	46	38	8	44	0	0	0	2	0	5	41	0	1	2	1	3	0	0	Misdemeanor	5	35	2	38	33	5	31	1	0	0	6	0	3	35	0	9	1	0	1	0	0	Juvenile	3	25	0	28	23	5	27	0	1	0	0	0	1	27	0	3	3	0	0	3	1	Total	52	112	4	160	134	26	141	4	4	0	11	0	12	148	0	23	11	1	5	3	1																																																																																																																																																																																																																																																																																																																																																																																																																																																																																																																																																																																																																																																																																																																																																												
Juvenile	4	12	8	8	7	1	6	0	2	0	0	0	1	7	0	0	0	0	0	0	0	Total	184	133	139	178	151	27	146	3	27	0	2	0	3	175	0	9	6	1	0	0	3	Cottonwood																							Felony	72	20	22	70	58	12	60	2	1	5	2	0	5	65	1	15	5	0	2	1	7	Gross Misd.	39	29	33	36	28	8	34	0	1	1	0	0	0	36	0	6	0	0	0	2	0	Misdemeanor	64	86	67	82	59	23	77	0	0	5	0	0	6	76	0	12	0	0	3	12	1	Juvenile	47	51	62	36	30	6	34	0	0	2	0	0	2	34	2	8	2	0	1	1	0	Total	222	186	184	224	175	49	205	2	2	13	2	0	13	211	3	41	7	0	6	16	8	Crow Wing (CCA)																							Felony	407	153	155	410	322	88	381	13	14	2	0	0	5	405	2	30	45	0	3	1	63	Gross Misd.	403	223	210	417	344	73	388	2	25	2	0	0	8	409	0	12	0	0	32	37	6	Misdemeanor	431	350	328	447	350	97	420	7	17	3	0	0	6	441	0	53	0	0	17	55	0	Juvenile	204	249	223	230	179	51	211	6	13	0	0	0	4	226	4	41	34	0	6	9	26	Total	1445	975	916	1504	1195	309	1400	28	69	7	0	0	23	1481	6	136	79	0	58	102	95	Dakota (CCA)																							Felony	2351	686	559	2487	1908	579	1809	387	32	51	126	82	126	2361	15	267	205	10	34	3	227	Gross Misd.	1892	840	644	2112	1727	385	1731	125	35	27	117	77	117	1995	0	104	5	16	143	29	24	Misdemeanor	2964	1985	2075	2810	2251	559	2074	259	41	59	213	164	213	2597	0	429	1	3	159	196	13	Juvenile	618	686	630	705	549	156	530	86	12	24	35	18	35	670	17	228	62	0	43	102	41	Total	7825	4197	3908	8114	6435	1679	6144	857	120	161	491	341	491	7623	32	1028	273	29	379	330	305	Dodge (CCA)																							Felony	22	24	0	48	40	8	39	3	3	0	3	0	3	45	0	10	5	0	1	0	0	Gross Misd.	22	28	2	46	38	8	44	0	0	0	2	0	5	41	0	1	2	1	3	0	0	Misdemeanor	5	35	2	38	33	5	31	1	0	0	6	0	3	35	0	9	1	0	1	0	0	Juvenile	3	25	0	28	23	5	27	0	1	0	0	0	1	27	0	3	3	0	0	3	1	Total	52	112	4	160	134	26	141	4	4	0	11	0	12	148	0	23	11	1	5	3	1																																																																																																																																																																																																																																																																																																																																																																																																																																																																																																																																																																																																																																																																																																																																																																																		
Total	184	133	139	178	151	27	146	3	27	0	2	0	3	175	0	9	6	1	0	0	3	Cottonwood																							Felony	72	20	22	70	58	12	60	2	1	5	2	0	5	65	1	15	5	0	2	1	7	Gross Misd.	39	29	33	36	28	8	34	0	1	1	0	0	0	36	0	6	0	0	0	2	0	Misdemeanor	64	86	67	82	59	23	77	0	0	5	0	0	6	76	0	12	0	0	3	12	1	Juvenile	47	51	62	36	30	6	34	0	0	2	0	0	2	34	2	8	2	0	1	1	0	Total	222	186	184	224	175	49	205	2	2	13	2	0	13	211	3	41	7	0	6	16	8	Crow Wing (CCA)																							Felony	407	153	155	410	322	88	381	13	14	2	0	0	5	405	2	30	45	0	3	1	63	Gross Misd.	403	223	210	417	344	73	388	2	25	2	0	0	8	409	0	12	0	0	32	37	6	Misdemeanor	431	350	328	447	350	97	420	7	17	3	0	0	6	441	0	53	0	0	17	55	0	Juvenile	204	249	223	230	179	51	211	6	13	0	0	0	4	226	4	41	34	0	6	9	26	Total	1445	975	916	1504	1195	309	1400	28	69	7	0	0	23	1481	6	136	79	0	58	102	95	Dakota (CCA)																							Felony	2351	686	559	2487	1908	579	1809	387	32	51	126	82	126	2361	15	267	205	10	34	3	227	Gross Misd.	1892	840	644	2112	1727	385	1731	125	35	27	117	77	117	1995	0	104	5	16	143	29	24	Misdemeanor	2964	1985	2075	2810	2251	559	2074	259	41	59	213	164	213	2597	0	429	1	3	159	196	13	Juvenile	618	686	630	705	549	156	530	86	12	24	35	18	35	670	17	228	62	0	43	102	41	Total	7825	4197	3908	8114	6435	1679	6144	857	120	161	491	341	491	7623	32	1028	273	29	379	330	305	Dodge (CCA)																							Felony	22	24	0	48	40	8	39	3	3	0	3	0	3	45	0	10	5	0	1	0	0	Gross Misd.	22	28	2	46	38	8	44	0	0	0	2	0	5	41	0	1	2	1	3	0	0	Misdemeanor	5	35	2	38	33	5	31	1	0	0	6	0	3	35	0	9	1	0	1	0	0	Juvenile	3	25	0	28	23	5	27	0	1	0	0	0	1	27	0	3	3	0	0	3	1	Total	52	112	4	160	134	26	141	4	4	0	11	0	12	148	0	23	11	1	5	3	1																																																																																																																																																																																																																																																																																																																																																																																																																																																																																																																																																																																																																																																																																																																																																																																																								
Cottonwood																							Felony	72	20	22	70	58	12	60	2	1	5	2	0	5	65	1	15	5	0	2	1	7	Gross Misd.	39	29	33	36	28	8	34	0	1	1	0	0	0	36	0	6	0	0	0	2	0	Misdemeanor	64	86	67	82	59	23	77	0	0	5	0	0	6	76	0	12	0	0	3	12	1	Juvenile	47	51	62	36	30	6	34	0	0	2	0	0	2	34	2	8	2	0	1	1	0	Total	222	186	184	224	175	49	205	2	2	13	2	0	13	211	3	41	7	0	6	16	8	Crow Wing (CCA)																							Felony	407	153	155	410	322	88	381	13	14	2	0	0	5	405	2	30	45	0	3	1	63	Gross Misd.	403	223	210	417	344	73	388	2	25	2	0	0	8	409	0	12	0	0	32	37	6	Misdemeanor	431	350	328	447	350	97	420	7	17	3	0	0	6	441	0	53	0	0	17	55	0	Juvenile	204	249	223	230	179	51	211	6	13	0	0	0	4	226	4	41	34	0	6	9	26	Total	1445	975	916	1504	1195	309	1400	28	69	7	0	0	23	1481	6	136	79	0	58	102	95	Dakota (CCA)																							Felony	2351	686	559	2487	1908	579	1809	387	32	51	126	82	126	2361	15	267	205	10	34	3	227	Gross Misd.	1892	840	644	2112	1727	385	1731	125	35	27	117	77	117	1995	0	104	5	16	143	29	24	Misdemeanor	2964	1985	2075	2810	2251	559	2074	259	41	59	213	164	213	2597	0	429	1	3	159	196	13	Juvenile	618	686	630	705	549	156	530	86	12	24	35	18	35	670	17	228	62	0	43	102	41	Total	7825	4197	3908	8114	6435	1679	6144	857	120	161	491	341	491	7623	32	1028	273	29	379	330	305	Dodge (CCA)																							Felony	22	24	0	48	40	8	39	3	3	0	3	0	3	45	0	10	5	0	1	0	0	Gross Misd.	22	28	2	46	38	8	44	0	0	0	2	0	5	41	0	1	2	1	3	0	0	Misdemeanor	5	35	2	38	33	5	31	1	0	0	6	0	3	35	0	9	1	0	1	0	0	Juvenile	3	25	0	28	23	5	27	0	1	0	0	0	1	27	0	3	3	0	0	3	1	Total	52	112	4	160	134	26	141	4	4	0	11	0	12	148	0	23	11	1	5	3	1																																																																																																																																																																																																																																																																																																																																																																																																																																																																																																																																																																																																																																																																																																																																																																																																																														
Felony	72	20	22	70	58	12	60	2	1	5	2	0	5	65	1	15	5	0	2	1	7	Gross Misd.	39	29	33	36	28	8	34	0	1	1	0	0	0	36	0	6	0	0	0	2	0	Misdemeanor	64	86	67	82	59	23	77	0	0	5	0	0	6	76	0	12	0	0	3	12	1	Juvenile	47	51	62	36	30	6	34	0	0	2	0	0	2	34	2	8	2	0	1	1	0	Total	222	186	184	224	175	49	205	2	2	13	2	0	13	211	3	41	7	0	6	16	8	Crow Wing (CCA)																							Felony	407	153	155	410	322	88	381	13	14	2	0	0	5	405	2	30	45	0	3	1	63	Gross Misd.	403	223	210	417	344	73	388	2	25	2	0	0	8	409	0	12	0	0	32	37	6	Misdemeanor	431	350	328	447	350	97	420	7	17	3	0	0	6	441	0	53	0	0	17	55	0	Juvenile	204	249	223	230	179	51	211	6	13	0	0	0	4	226	4	41	34	0	6	9	26	Total	1445	975	916	1504	1195	309	1400	28	69	7	0	0	23	1481	6	136	79	0	58	102	95	Dakota (CCA)																							Felony	2351	686	559	2487	1908	579	1809	387	32	51	126	82	126	2361	15	267	205	10	34	3	227	Gross Misd.	1892	840	644	2112	1727	385	1731	125	35	27	117	77	117	1995	0	104	5	16	143	29	24	Misdemeanor	2964	1985	2075	2810	2251	559	2074	259	41	59	213	164	213	2597	0	429	1	3	159	196	13	Juvenile	618	686	630	705	549	156	530	86	12	24	35	18	35	670	17	228	62	0	43	102	41	Total	7825	4197	3908	8114	6435	1679	6144	857	120	161	491	341	491	7623	32	1028	273	29	379	330	305	Dodge (CCA)																							Felony	22	24	0	48	40	8	39	3	3	0	3	0	3	45	0	10	5	0	1	0	0	Gross Misd.	22	28	2	46	38	8	44	0	0	0	2	0	5	41	0	1	2	1	3	0	0	Misdemeanor	5	35	2	38	33	5	31	1	0	0	6	0	3	35	0	9	1	0	1	0	0	Juvenile	3	25	0	28	23	5	27	0	1	0	0	0	1	27	0	3	3	0	0	3	1	Total	52	112	4	160	134	26	141	4	4	0	11	0	12	148	0	23	11	1	5	3	1																																																																																																																																																																																																																																																																																																																																																																																																																																																																																																																																																																																																																																																																																																																																																																																																																																																					
Gross Misd.	39	29	33	36	28	8	34	0	1	1	0	0	0	36	0	6	0	0	0	2	0	Misdemeanor	64	86	67	82	59	23	77	0	0	5	0	0	6	76	0	12	0	0	3	12	1	Juvenile	47	51	62	36	30	6	34	0	0	2	0	0	2	34	2	8	2	0	1	1	0	Total	222	186	184	224	175	49	205	2	2	13	2	0	13	211	3	41	7	0	6	16	8	Crow Wing (CCA)																							Felony	407	153	155	410	322	88	381	13	14	2	0	0	5	405	2	30	45	0	3	1	63	Gross Misd.	403	223	210	417	344	73	388	2	25	2	0	0	8	409	0	12	0	0	32	37	6	Misdemeanor	431	350	328	447	350	97	420	7	17	3	0	0	6	441	0	53	0	0	17	55	0	Juvenile	204	249	223	230	179	51	211	6	13	0	0	0	4	226	4	41	34	0	6	9	26	Total	1445	975	916	1504	1195	309	1400	28	69	7	0	0	23	1481	6	136	79	0	58	102	95	Dakota (CCA)																							Felony	2351	686	559	2487	1908	579	1809	387	32	51	126	82	126	2361	15	267	205	10	34	3	227	Gross Misd.	1892	840	644	2112	1727	385	1731	125	35	27	117	77	117	1995	0	104	5	16	143	29	24	Misdemeanor	2964	1985	2075	2810	2251	559	2074	259	41	59	213	164	213	2597	0	429	1	3	159	196	13	Juvenile	618	686	630	705	549	156	530	86	12	24	35	18	35	670	17	228	62	0	43	102	41	Total	7825	4197	3908	8114	6435	1679	6144	857	120	161	491	341	491	7623	32	1028	273	29	379	330	305	Dodge (CCA)																							Felony	22	24	0	48	40	8	39	3	3	0	3	0	3	45	0	10	5	0	1	0	0	Gross Misd.	22	28	2	46	38	8	44	0	0	0	2	0	5	41	0	1	2	1	3	0	0	Misdemeanor	5	35	2	38	33	5	31	1	0	0	6	0	3	35	0	9	1	0	1	0	0	Juvenile	3	25	0	28	23	5	27	0	1	0	0	0	1	27	0	3	3	0	0	3	1	Total	52	112	4	160	134	26	141	4	4	0	11	0	12	148	0	23	11	1	5	3	1																																																																																																																																																																																																																																																																																																																																																																																																																																																																																																																																																																																																																																																																																																																																																																																																																																																																											
Misdemeanor	64	86	67	82	59	23	77	0	0	5	0	0	6	76	0	12	0	0	3	12	1	Juvenile	47	51	62	36	30	6	34	0	0	2	0	0	2	34	2	8	2	0	1	1	0	Total	222	186	184	224	175	49	205	2	2	13	2	0	13	211	3	41	7	0	6	16	8	Crow Wing (CCA)																							Felony	407	153	155	410	322	88	381	13	14	2	0	0	5	405	2	30	45	0	3	1	63	Gross Misd.	403	223	210	417	344	73	388	2	25	2	0	0	8	409	0	12	0	0	32	37	6	Misdemeanor	431	350	328	447	350	97	420	7	17	3	0	0	6	441	0	53	0	0	17	55	0	Juvenile	204	249	223	230	179	51	211	6	13	0	0	0	4	226	4	41	34	0	6	9	26	Total	1445	975	916	1504	1195	309	1400	28	69	7	0	0	23	1481	6	136	79	0	58	102	95	Dakota (CCA)																							Felony	2351	686	559	2487	1908	579	1809	387	32	51	126	82	126	2361	15	267	205	10	34	3	227	Gross Misd.	1892	840	644	2112	1727	385	1731	125	35	27	117	77	117	1995	0	104	5	16	143	29	24	Misdemeanor	2964	1985	2075	2810	2251	559	2074	259	41	59	213	164	213	2597	0	429	1	3	159	196	13	Juvenile	618	686	630	705	549	156	530	86	12	24	35	18	35	670	17	228	62	0	43	102	41	Total	7825	4197	3908	8114	6435	1679	6144	857	120	161	491	341	491	7623	32	1028	273	29	379	330	305	Dodge (CCA)																							Felony	22	24	0	48	40	8	39	3	3	0	3	0	3	45	0	10	5	0	1	0	0	Gross Misd.	22	28	2	46	38	8	44	0	0	0	2	0	5	41	0	1	2	1	3	0	0	Misdemeanor	5	35	2	38	33	5	31	1	0	0	6	0	3	35	0	9	1	0	1	0	0	Juvenile	3	25	0	28	23	5	27	0	1	0	0	0	1	27	0	3	3	0	0	3	1	Total	52	112	4	160	134	26	141	4	4	0	11	0	12	148	0	23	11	1	5	3	1																																																																																																																																																																																																																																																																																																																																																																																																																																																																																																																																																																																																																																																																																																																																																																																																																																																																																																	
Juvenile	47	51	62	36	30	6	34	0	0	2	0	0	2	34	2	8	2	0	1	1	0	Total	222	186	184	224	175	49	205	2	2	13	2	0	13	211	3	41	7	0	6	16	8	Crow Wing (CCA)																							Felony	407	153	155	410	322	88	381	13	14	2	0	0	5	405	2	30	45	0	3	1	63	Gross Misd.	403	223	210	417	344	73	388	2	25	2	0	0	8	409	0	12	0	0	32	37	6	Misdemeanor	431	350	328	447	350	97	420	7	17	3	0	0	6	441	0	53	0	0	17	55	0	Juvenile	204	249	223	230	179	51	211	6	13	0	0	0	4	226	4	41	34	0	6	9	26	Total	1445	975	916	1504	1195	309	1400	28	69	7	0	0	23	1481	6	136	79	0	58	102	95	Dakota (CCA)																							Felony	2351	686	559	2487	1908	579	1809	387	32	51	126	82	126	2361	15	267	205	10	34	3	227	Gross Misd.	1892	840	644	2112	1727	385	1731	125	35	27	117	77	117	1995	0	104	5	16	143	29	24	Misdemeanor	2964	1985	2075	2810	2251	559	2074	259	41	59	213	164	213	2597	0	429	1	3	159	196	13	Juvenile	618	686	630	705	549	156	530	86	12	24	35	18	35	670	17	228	62	0	43	102	41	Total	7825	4197	3908	8114	6435	1679	6144	857	120	161	491	341	491	7623	32	1028	273	29	379	330	305	Dodge (CCA)																							Felony	22	24	0	48	40	8	39	3	3	0	3	0	3	45	0	10	5	0	1	0	0	Gross Misd.	22	28	2	46	38	8	44	0	0	0	2	0	5	41	0	1	2	1	3	0	0	Misdemeanor	5	35	2	38	33	5	31	1	0	0	6	0	3	35	0	9	1	0	1	0	0	Juvenile	3	25	0	28	23	5	27	0	1	0	0	0	1	27	0	3	3	0	0	3	1	Total	52	112	4	160	134	26	141	4	4	0	11	0	12	148	0	23	11	1	5	3	1																																																																																																																																																																																																																																																																																																																																																																																																																																																																																																																																																																																																																																																																																																																																																																																																																																																																																																																							
Total	222	186	184	224	175	49	205	2	2	13	2	0	13	211	3	41	7	0	6	16	8	Crow Wing (CCA)																							Felony	407	153	155	410	322	88	381	13	14	2	0	0	5	405	2	30	45	0	3	1	63	Gross Misd.	403	223	210	417	344	73	388	2	25	2	0	0	8	409	0	12	0	0	32	37	6	Misdemeanor	431	350	328	447	350	97	420	7	17	3	0	0	6	441	0	53	0	0	17	55	0	Juvenile	204	249	223	230	179	51	211	6	13	0	0	0	4	226	4	41	34	0	6	9	26	Total	1445	975	916	1504	1195	309	1400	28	69	7	0	0	23	1481	6	136	79	0	58	102	95	Dakota (CCA)																							Felony	2351	686	559	2487	1908	579	1809	387	32	51	126	82	126	2361	15	267	205	10	34	3	227	Gross Misd.	1892	840	644	2112	1727	385	1731	125	35	27	117	77	117	1995	0	104	5	16	143	29	24	Misdemeanor	2964	1985	2075	2810	2251	559	2074	259	41	59	213	164	213	2597	0	429	1	3	159	196	13	Juvenile	618	686	630	705	549	156	530	86	12	24	35	18	35	670	17	228	62	0	43	102	41	Total	7825	4197	3908	8114	6435	1679	6144	857	120	161	491	341	491	7623	32	1028	273	29	379	330	305	Dodge (CCA)																							Felony	22	24	0	48	40	8	39	3	3	0	3	0	3	45	0	10	5	0	1	0	0	Gross Misd.	22	28	2	46	38	8	44	0	0	0	2	0	5	41	0	1	2	1	3	0	0	Misdemeanor	5	35	2	38	33	5	31	1	0	0	6	0	3	35	0	9	1	0	1	0	0	Juvenile	3	25	0	28	23	5	27	0	1	0	0	0	1	27	0	3	3	0	0	3	1	Total	52	112	4	160	134	26	141	4	4	0	11	0	12	148	0	23	11	1	5	3	1																																																																																																																																																																																																																																																																																																																																																																																																																																																																																																																																																																																																																																																																																																																																																																																																																																																																																																																																													
Crow Wing (CCA)																							Felony	407	153	155	410	322	88	381	13	14	2	0	0	5	405	2	30	45	0	3	1	63	Gross Misd.	403	223	210	417	344	73	388	2	25	2	0	0	8	409	0	12	0	0	32	37	6	Misdemeanor	431	350	328	447	350	97	420	7	17	3	0	0	6	441	0	53	0	0	17	55	0	Juvenile	204	249	223	230	179	51	211	6	13	0	0	0	4	226	4	41	34	0	6	9	26	Total	1445	975	916	1504	1195	309	1400	28	69	7	0	0	23	1481	6	136	79	0	58	102	95	Dakota (CCA)																							Felony	2351	686	559	2487	1908	579	1809	387	32	51	126	82	126	2361	15	267	205	10	34	3	227	Gross Misd.	1892	840	644	2112	1727	385	1731	125	35	27	117	77	117	1995	0	104	5	16	143	29	24	Misdemeanor	2964	1985	2075	2810	2251	559	2074	259	41	59	213	164	213	2597	0	429	1	3	159	196	13	Juvenile	618	686	630	705	549	156	530	86	12	24	35	18	35	670	17	228	62	0	43	102	41	Total	7825	4197	3908	8114	6435	1679	6144	857	120	161	491	341	491	7623	32	1028	273	29	379	330	305	Dodge (CCA)																							Felony	22	24	0	48	40	8	39	3	3	0	3	0	3	45	0	10	5	0	1	0	0	Gross Misd.	22	28	2	46	38	8	44	0	0	0	2	0	5	41	0	1	2	1	3	0	0	Misdemeanor	5	35	2	38	33	5	31	1	0	0	6	0	3	35	0	9	1	0	1	0	0	Juvenile	3	25	0	28	23	5	27	0	1	0	0	0	1	27	0	3	3	0	0	3	1	Total	52	112	4	160	134	26	141	4	4	0	11	0	12	148	0	23	11	1	5	3	1																																																																																																																																																																																																																																																																																																																																																																																																																																																																																																																																																																																																																																																																																																																																																																																																																																																																																																																																																																			
Felony	407	153	155	410	322	88	381	13	14	2	0	0	5	405	2	30	45	0	3	1	63	Gross Misd.	403	223	210	417	344	73	388	2	25	2	0	0	8	409	0	12	0	0	32	37	6	Misdemeanor	431	350	328	447	350	97	420	7	17	3	0	0	6	441	0	53	0	0	17	55	0	Juvenile	204	249	223	230	179	51	211	6	13	0	0	0	4	226	4	41	34	0	6	9	26	Total	1445	975	916	1504	1195	309	1400	28	69	7	0	0	23	1481	6	136	79	0	58	102	95	Dakota (CCA)																							Felony	2351	686	559	2487	1908	579	1809	387	32	51	126	82	126	2361	15	267	205	10	34	3	227	Gross Misd.	1892	840	644	2112	1727	385	1731	125	35	27	117	77	117	1995	0	104	5	16	143	29	24	Misdemeanor	2964	1985	2075	2810	2251	559	2074	259	41	59	213	164	213	2597	0	429	1	3	159	196	13	Juvenile	618	686	630	705	549	156	530	86	12	24	35	18	35	670	17	228	62	0	43	102	41	Total	7825	4197	3908	8114	6435	1679	6144	857	120	161	491	341	491	7623	32	1028	273	29	379	330	305	Dodge (CCA)																							Felony	22	24	0	48	40	8	39	3	3	0	3	0	3	45	0	10	5	0	1	0	0	Gross Misd.	22	28	2	46	38	8	44	0	0	0	2	0	5	41	0	1	2	1	3	0	0	Misdemeanor	5	35	2	38	33	5	31	1	0	0	6	0	3	35	0	9	1	0	1	0	0	Juvenile	3	25	0	28	23	5	27	0	1	0	0	0	1	27	0	3	3	0	0	3	1	Total	52	112	4	160	134	26	141	4	4	0	11	0	12	148	0	23	11	1	5	3	1																																																																																																																																																																																																																																																																																																																																																																																																																																																																																																																																																																																																																																																																																																																																																																																																																																																																																																																																																																																										
Gross Misd.	403	223	210	417	344	73	388	2	25	2	0	0	8	409	0	12	0	0	32	37	6	Misdemeanor	431	350	328	447	350	97	420	7	17	3	0	0	6	441	0	53	0	0	17	55	0	Juvenile	204	249	223	230	179	51	211	6	13	0	0	0	4	226	4	41	34	0	6	9	26	Total	1445	975	916	1504	1195	309	1400	28	69	7	0	0	23	1481	6	136	79	0	58	102	95	Dakota (CCA)																							Felony	2351	686	559	2487	1908	579	1809	387	32	51	126	82	126	2361	15	267	205	10	34	3	227	Gross Misd.	1892	840	644	2112	1727	385	1731	125	35	27	117	77	117	1995	0	104	5	16	143	29	24	Misdemeanor	2964	1985	2075	2810	2251	559	2074	259	41	59	213	164	213	2597	0	429	1	3	159	196	13	Juvenile	618	686	630	705	549	156	530	86	12	24	35	18	35	670	17	228	62	0	43	102	41	Total	7825	4197	3908	8114	6435	1679	6144	857	120	161	491	341	491	7623	32	1028	273	29	379	330	305	Dodge (CCA)																							Felony	22	24	0	48	40	8	39	3	3	0	3	0	3	45	0	10	5	0	1	0	0	Gross Misd.	22	28	2	46	38	8	44	0	0	0	2	0	5	41	0	1	2	1	3	0	0	Misdemeanor	5	35	2	38	33	5	31	1	0	0	6	0	3	35	0	9	1	0	1	0	0	Juvenile	3	25	0	28	23	5	27	0	1	0	0	0	1	27	0	3	3	0	0	3	1	Total	52	112	4	160	134	26	141	4	4	0	11	0	12	148	0	23	11	1	5	3	1																																																																																																																																																																																																																																																																																																																																																																																																																																																																																																																																																																																																																																																																																																																																																																																																																																																																																																																																																																																																																
Misdemeanor	431	350	328	447	350	97	420	7	17	3	0	0	6	441	0	53	0	0	17	55	0	Juvenile	204	249	223	230	179	51	211	6	13	0	0	0	4	226	4	41	34	0	6	9	26	Total	1445	975	916	1504	1195	309	1400	28	69	7	0	0	23	1481	6	136	79	0	58	102	95	Dakota (CCA)																							Felony	2351	686	559	2487	1908	579	1809	387	32	51	126	82	126	2361	15	267	205	10	34	3	227	Gross Misd.	1892	840	644	2112	1727	385	1731	125	35	27	117	77	117	1995	0	104	5	16	143	29	24	Misdemeanor	2964	1985	2075	2810	2251	559	2074	259	41	59	213	164	213	2597	0	429	1	3	159	196	13	Juvenile	618	686	630	705	549	156	530	86	12	24	35	18	35	670	17	228	62	0	43	102	41	Total	7825	4197	3908	8114	6435	1679	6144	857	120	161	491	341	491	7623	32	1028	273	29	379	330	305	Dodge (CCA)																							Felony	22	24	0	48	40	8	39	3	3	0	3	0	3	45	0	10	5	0	1	0	0	Gross Misd.	22	28	2	46	38	8	44	0	0	0	2	0	5	41	0	1	2	1	3	0	0	Misdemeanor	5	35	2	38	33	5	31	1	0	0	6	0	3	35	0	9	1	0	1	0	0	Juvenile	3	25	0	28	23	5	27	0	1	0	0	0	1	27	0	3	3	0	0	3	1	Total	52	112	4	160	134	26	141	4	4	0	11	0	12	148	0	23	11	1	5	3	1																																																																																																																																																																																																																																																																																																																																																																																																																																																																																																																																																																																																																																																																																																																																																																																																																																																																																																																																																																																																																																						
Juvenile	204	249	223	230	179	51	211	6	13	0	0	0	4	226	4	41	34	0	6	9	26	Total	1445	975	916	1504	1195	309	1400	28	69	7	0	0	23	1481	6	136	79	0	58	102	95	Dakota (CCA)																							Felony	2351	686	559	2487	1908	579	1809	387	32	51	126	82	126	2361	15	267	205	10	34	3	227	Gross Misd.	1892	840	644	2112	1727	385	1731	125	35	27	117	77	117	1995	0	104	5	16	143	29	24	Misdemeanor	2964	1985	2075	2810	2251	559	2074	259	41	59	213	164	213	2597	0	429	1	3	159	196	13	Juvenile	618	686	630	705	549	156	530	86	12	24	35	18	35	670	17	228	62	0	43	102	41	Total	7825	4197	3908	8114	6435	1679	6144	857	120	161	491	341	491	7623	32	1028	273	29	379	330	305	Dodge (CCA)																							Felony	22	24	0	48	40	8	39	3	3	0	3	0	3	45	0	10	5	0	1	0	0	Gross Misd.	22	28	2	46	38	8	44	0	0	0	2	0	5	41	0	1	2	1	3	0	0	Misdemeanor	5	35	2	38	33	5	31	1	0	0	6	0	3	35	0	9	1	0	1	0	0	Juvenile	3	25	0	28	23	5	27	0	1	0	0	0	1	27	0	3	3	0	0	3	1	Total	52	112	4	160	134	26	141	4	4	0	11	0	12	148	0	23	11	1	5	3	1																																																																																																																																																																																																																																																																																																																																																																																																																																																																																																																																																																																																																																																																																																																																																																																																																																																																																																																																																																																																																																																												
Total	1445	975	916	1504	1195	309	1400	28	69	7	0	0	23	1481	6	136	79	0	58	102	95	Dakota (CCA)																							Felony	2351	686	559	2487	1908	579	1809	387	32	51	126	82	126	2361	15	267	205	10	34	3	227	Gross Misd.	1892	840	644	2112	1727	385	1731	125	35	27	117	77	117	1995	0	104	5	16	143	29	24	Misdemeanor	2964	1985	2075	2810	2251	559	2074	259	41	59	213	164	213	2597	0	429	1	3	159	196	13	Juvenile	618	686	630	705	549	156	530	86	12	24	35	18	35	670	17	228	62	0	43	102	41	Total	7825	4197	3908	8114	6435	1679	6144	857	120	161	491	341	491	7623	32	1028	273	29	379	330	305	Dodge (CCA)																							Felony	22	24	0	48	40	8	39	3	3	0	3	0	3	45	0	10	5	0	1	0	0	Gross Misd.	22	28	2	46	38	8	44	0	0	0	2	0	5	41	0	1	2	1	3	0	0	Misdemeanor	5	35	2	38	33	5	31	1	0	0	6	0	3	35	0	9	1	0	1	0	0	Juvenile	3	25	0	28	23	5	27	0	1	0	0	0	1	27	0	3	3	0	0	3	1	Total	52	112	4	160	134	26	141	4	4	0	11	0	12	148	0	23	11	1	5	3	1																																																																																																																																																																																																																																																																																																																																																																																																																																																																																																																																																																																																																																																																																																																																																																																																																																																																																																																																																																																																																																																																																		
Dakota (CCA)																							Felony	2351	686	559	2487	1908	579	1809	387	32	51	126	82	126	2361	15	267	205	10	34	3	227	Gross Misd.	1892	840	644	2112	1727	385	1731	125	35	27	117	77	117	1995	0	104	5	16	143	29	24	Misdemeanor	2964	1985	2075	2810	2251	559	2074	259	41	59	213	164	213	2597	0	429	1	3	159	196	13	Juvenile	618	686	630	705	549	156	530	86	12	24	35	18	35	670	17	228	62	0	43	102	41	Total	7825	4197	3908	8114	6435	1679	6144	857	120	161	491	341	491	7623	32	1028	273	29	379	330	305	Dodge (CCA)																							Felony	22	24	0	48	40	8	39	3	3	0	3	0	3	45	0	10	5	0	1	0	0	Gross Misd.	22	28	2	46	38	8	44	0	0	0	2	0	5	41	0	1	2	1	3	0	0	Misdemeanor	5	35	2	38	33	5	31	1	0	0	6	0	3	35	0	9	1	0	1	0	0	Juvenile	3	25	0	28	23	5	27	0	1	0	0	0	1	27	0	3	3	0	0	3	1	Total	52	112	4	160	134	26	141	4	4	0	11	0	12	148	0	23	11	1	5	3	1																																																																																																																																																																																																																																																																																																																																																																																																																																																																																																																																																																																																																																																																																																																																																																																																																																																																																																																																																																																																																																																																																																								
Felony	2351	686	559	2487	1908	579	1809	387	32	51	126	82	126	2361	15	267	205	10	34	3	227	Gross Misd.	1892	840	644	2112	1727	385	1731	125	35	27	117	77	117	1995	0	104	5	16	143	29	24	Misdemeanor	2964	1985	2075	2810	2251	559	2074	259	41	59	213	164	213	2597	0	429	1	3	159	196	13	Juvenile	618	686	630	705	549	156	530	86	12	24	35	18	35	670	17	228	62	0	43	102	41	Total	7825	4197	3908	8114	6435	1679	6144	857	120	161	491	341	491	7623	32	1028	273	29	379	330	305	Dodge (CCA)																							Felony	22	24	0	48	40	8	39	3	3	0	3	0	3	45	0	10	5	0	1	0	0	Gross Misd.	22	28	2	46	38	8	44	0	0	0	2	0	5	41	0	1	2	1	3	0	0	Misdemeanor	5	35	2	38	33	5	31	1	0	0	6	0	3	35	0	9	1	0	1	0	0	Juvenile	3	25	0	28	23	5	27	0	1	0	0	0	1	27	0	3	3	0	0	3	1	Total	52	112	4	160	134	26	141	4	4	0	11	0	12	148	0	23	11	1	5	3	1																																																																																																																																																																																																																																																																																																																																																																																																																																																																																																																																																																																																																																																																																																																																																																																																																																																																																																																																																																																																																																																																																																																															
Gross Misd.	1892	840	644	2112	1727	385	1731	125	35	27	117	77	117	1995	0	104	5	16	143	29	24	Misdemeanor	2964	1985	2075	2810	2251	559	2074	259	41	59	213	164	213	2597	0	429	1	3	159	196	13	Juvenile	618	686	630	705	549	156	530	86	12	24	35	18	35	670	17	228	62	0	43	102	41	Total	7825	4197	3908	8114	6435	1679	6144	857	120	161	491	341	491	7623	32	1028	273	29	379	330	305	Dodge (CCA)																							Felony	22	24	0	48	40	8	39	3	3	0	3	0	3	45	0	10	5	0	1	0	0	Gross Misd.	22	28	2	46	38	8	44	0	0	0	2	0	5	41	0	1	2	1	3	0	0	Misdemeanor	5	35	2	38	33	5	31	1	0	0	6	0	3	35	0	9	1	0	1	0	0	Juvenile	3	25	0	28	23	5	27	0	1	0	0	0	1	27	0	3	3	0	0	3	1	Total	52	112	4	160	134	26	141	4	4	0	11	0	12	148	0	23	11	1	5	3	1																																																																																																																																																																																																																																																																																																																																																																																																																																																																																																																																																																																																																																																																																																																																																																																																																																																																																																																																																																																																																																																																																																																																																					
Misdemeanor	2964	1985	2075	2810	2251	559	2074	259	41	59	213	164	213	2597	0	429	1	3	159	196	13	Juvenile	618	686	630	705	549	156	530	86	12	24	35	18	35	670	17	228	62	0	43	102	41	Total	7825	4197	3908	8114	6435	1679	6144	857	120	161	491	341	491	7623	32	1028	273	29	379	330	305	Dodge (CCA)																							Felony	22	24	0	48	40	8	39	3	3	0	3	0	3	45	0	10	5	0	1	0	0	Gross Misd.	22	28	2	46	38	8	44	0	0	0	2	0	5	41	0	1	2	1	3	0	0	Misdemeanor	5	35	2	38	33	5	31	1	0	0	6	0	3	35	0	9	1	0	1	0	0	Juvenile	3	25	0	28	23	5	27	0	1	0	0	0	1	27	0	3	3	0	0	3	1	Total	52	112	4	160	134	26	141	4	4	0	11	0	12	148	0	23	11	1	5	3	1																																																																																																																																																																																																																																																																																																																																																																																																																																																																																																																																																																																																																																																																																																																																																																																																																																																																																																																																																																																																																																																																																																																																																																											
Juvenile	618	686	630	705	549	156	530	86	12	24	35	18	35	670	17	228	62	0	43	102	41	Total	7825	4197	3908	8114	6435	1679	6144	857	120	161	491	341	491	7623	32	1028	273	29	379	330	305	Dodge (CCA)																							Felony	22	24	0	48	40	8	39	3	3	0	3	0	3	45	0	10	5	0	1	0	0	Gross Misd.	22	28	2	46	38	8	44	0	0	0	2	0	5	41	0	1	2	1	3	0	0	Misdemeanor	5	35	2	38	33	5	31	1	0	0	6	0	3	35	0	9	1	0	1	0	0	Juvenile	3	25	0	28	23	5	27	0	1	0	0	0	1	27	0	3	3	0	0	3	1	Total	52	112	4	160	134	26	141	4	4	0	11	0	12	148	0	23	11	1	5	3	1																																																																																																																																																																																																																																																																																																																																																																																																																																																																																																																																																																																																																																																																																																																																																																																																																																																																																																																																																																																																																																																																																																																																																																																																	
Total	7825	4197	3908	8114	6435	1679	6144	857	120	161	491	341	491	7623	32	1028	273	29	379	330	305	Dodge (CCA)																							Felony	22	24	0	48	40	8	39	3	3	0	3	0	3	45	0	10	5	0	1	0	0	Gross Misd.	22	28	2	46	38	8	44	0	0	0	2	0	5	41	0	1	2	1	3	0	0	Misdemeanor	5	35	2	38	33	5	31	1	0	0	6	0	3	35	0	9	1	0	1	0	0	Juvenile	3	25	0	28	23	5	27	0	1	0	0	0	1	27	0	3	3	0	0	3	1	Total	52	112	4	160	134	26	141	4	4	0	11	0	12	148	0	23	11	1	5	3	1																																																																																																																																																																																																																																																																																																																																																																																																																																																																																																																																																																																																																																																																																																																																																																																																																																																																																																																																																																																																																																																																																																																																																																																																																							
Dodge (CCA)																							Felony	22	24	0	48	40	8	39	3	3	0	3	0	3	45	0	10	5	0	1	0	0	Gross Misd.	22	28	2	46	38	8	44	0	0	0	2	0	5	41	0	1	2	1	3	0	0	Misdemeanor	5	35	2	38	33	5	31	1	0	0	6	0	3	35	0	9	1	0	1	0	0	Juvenile	3	25	0	28	23	5	27	0	1	0	0	0	1	27	0	3	3	0	0	3	1	Total	52	112	4	160	134	26	141	4	4	0	11	0	12	148	0	23	11	1	5	3	1																																																																																																																																																																																																																																																																																																																																																																																																																																																																																																																																																																																																																																																																																																																																																																																																																																																																																																																																																																																																																																																																																																																																																																																																																																													
Felony	22	24	0	48	40	8	39	3	3	0	3	0	3	45	0	10	5	0	1	0	0	Gross Misd.	22	28	2	46	38	8	44	0	0	0	2	0	5	41	0	1	2	1	3	0	0	Misdemeanor	5	35	2	38	33	5	31	1	0	0	6	0	3	35	0	9	1	0	1	0	0	Juvenile	3	25	0	28	23	5	27	0	1	0	0	0	1	27	0	3	3	0	0	3	1	Total	52	112	4	160	134	26	141	4	4	0	11	0	12	148	0	23	11	1	5	3	1																																																																																																																																																																																																																																																																																																																																																																																																																																																																																																																																																																																																																																																																																																																																																																																																																																																																																																																																																																																																																																																																																																																																																																																																																																																																				
Gross Misd.	22	28	2	46	38	8	44	0	0	0	2	0	5	41	0	1	2	1	3	0	0	Misdemeanor	5	35	2	38	33	5	31	1	0	0	6	0	3	35	0	9	1	0	1	0	0	Juvenile	3	25	0	28	23	5	27	0	1	0	0	0	1	27	0	3	3	0	0	3	1	Total	52	112	4	160	134	26	141	4	4	0	11	0	12	148	0	23	11	1	5	3	1																																																																																																																																																																																																																																																																																																																																																																																																																																																																																																																																																																																																																																																																																																																																																																																																																																																																																																																																																																																																																																																																																																																																																																																																																																																																																										
Misdemeanor	5	35	2	38	33	5	31	1	0	0	6	0	3	35	0	9	1	0	1	0	0	Juvenile	3	25	0	28	23	5	27	0	1	0	0	0	1	27	0	3	3	0	0	3	1	Total	52	112	4	160	134	26	141	4	4	0	11	0	12	148	0	23	11	1	5	3	1																																																																																																																																																																																																																																																																																																																																																																																																																																																																																																																																																																																																																																																																																																																																																																																																																																																																																																																																																																																																																																																																																																																																																																																																																																																																																																																
Juvenile	3	25	0	28	23	5	27	0	1	0	0	0	1	27	0	3	3	0	0	3	1	Total	52	112	4	160	134	26	141	4	4	0	11	0	12	148	0	23	11	1	5	3	1																																																																																																																																																																																																																																																																																																																																																																																																																																																																																																																																																																																																																																																																																																																																																																																																																																																																																																																																																																																																																																																																																																																																																																																																																																																																																																																																						
Total	52	112	4	160	134	26	141	4	4	0	11	0	12	148	0	23	11	1	5	3	1																																																																																																																																																																																																																																																																																																																																																																																																																																																																																																																																																																																																																																																																																																																																																																																																																																																																																																																																																																																																																																																																																																																																																																																																																																																																																																																																																												

	Disturbing Peace	Drugs	DWI	Escape/Flight	Forgery	Gambling	Homicide	Juvenile Status: Offense	Kidnapping	Obsenity	Property Damage	Robbery	Sex Related	Stolen Property	Theft	Theft Related	Traffic (exclude DWI)	Vehicle Theft	Weapons	Other	Unknown
Cass																					
Felony	0	46	1	11	5	0	4	0	0	0	5	5	0	10	39	20	6	10	10	0	0
Gross Misd.	2	0	232	5	2	0	0	1	0	0	4	0	0	4	5	3	44	0	0	0	0
Misdemeanor	15	1	90	0	0	0	0	2	0	0	3	0	0	1	7	1	8	3	0	0	0
Juvenile	22	8	2	4	1	0	0	21	2	0	16	2	0	1	32	0	6	28	3	0	0
Total	39	55	325	20	8	0	4	24	2	0	28	7	0	16	83	24	64	41	13	0	0
Chippewa (CCA)																					
Felony	0	7	0	0	1	0	0	0	1	0	0	0	0	0	4	0	0	0	1	0	0
Gross Misd.	0	0	24	0	0	0	0	0	0	0	3	0	0	0	0	2	3	0	1	0	0
Misdemeanor	5	1	33	0	0	0	0	0	0	0	1	0	0	0	1	0	8	0	0	0	0
Juvenile	3	0	0	0	0	0	0	12	0	0	1	0	0	0	3	1	4	2	0	0	0
Total	8	8	57	0	1	0	0	12	1	0	5	0	0	0	8	3	15	2	2	0	0
Chisago																					
Felony	5	74	0	14	14	0	0	0	2	0	8	1	2	18	36	14	15	17	3	0	0
Gross Misd.	10	0	40	5	3	0	0	11	0	1	7	0	2	3	8	1	260	0	4	0	0
Misdemeanor	70	10	351	2	1	0	0	24	0	0	8	0	1	4	30	2	259	4	2	0	0
Juvenile	14	7	2	0	0	0	0	54	0	0	7	1	2	4	11	2	25	8	1	0	0
Total	99	91	393	21	18	0	0	89	2	1	30	2	7	29	85	19	559	29	10	0	0
Clay																					
Felony	1	161	1	15	19	0	3	1	1	0	13	3	1	20	95	53	1	16	6	0	0
Gross Misd.	0	1	11	1	0	0	0	0	0	0	1	0	0	0	3	0	0	0	0	0	0
Misdemeanor	27	1	1	0	0	0	0	0	0	0	1	0	0	1	2	0	4	1	0	0	0
Juvenile	37	16	0	4	1	0	0	0	0	2	38	2	0	10	89	0	33	17	6	0	0
Total	65	179	13	20	20	0	3	1	1	2	53	5	1	31	189	53	38	34	12	0	0
Clearwater																					
Felony	0	5	0	4	7	0	0	0	0	0	4	1	0	3	10	8	1	4	3	0	0
Gross Misd.	2	0	22	0	0	0	0	1	0	0	0	0	0	2	1	0	5	1	1	0	0
Misdemeanor	0	1	0	0	0	0	0	1	0	0	0	0	0	0	0	1	0	0	0	0	0
Juvenile	13	4	0	1	1	0	0	33	0	0	8	0	0	0	9	0	6	12	1	0	0
Total	15	10	22	5	8	0	0	35	0	0	12	1	0	5	20	9	12	17	5	0	0
Cook (CCA)																					
Felony	0	6	0	1	0	0	0	0	1	0	3	0	0	1	8	0	1	0	0	0	0
Gross Misd.	1	1	44	0	0	0	0	0	0	0	1	0	0	0	0	0	6	0	0	0	0
Misdemeanor	3	8	46	0	1	0	0	14	0	0	2	0	0	0	0	1	14	0	1	0	0
Juvenile	0	0	0	0	0	0	0	3	0	0	1	0	0	0	5	0	0	0	0	0	0
Total	4	15	90	1	1	0	0	17	1	0	7	0	0	1	13	1	21	0	1	0	0
Cottonwood																					
Felony	1	15	0	3	4	0	0	0	0	0	1	0	1	3	14	3	0	1	0	0	0
Gross Misd.	0	0	20	0	0	0	0	0	0	0	1	0	0	1	2	7	5	0	0	0	0
Misdemeanor	6	0	35	0	1	0	0	2	0	0	1	0	0	0	4	7	12	0	0	0	0
Juvenile	0	1	2	0	1	0	0	14	0	0	3	0	0	1	5	0	2	5	2	0	0
Total	7	16	57	3	6	0	0	16	0	0	6	0	1	5	25	17	19	6	2	0	0
Crow Wing (CCA)																					
Felony	0	123	0	23	29	0	1	0	3	0	11	3	3	20	67	39	5	24	2	0	0
Gross Misd.	1	1	312	15	4	1	0	2	0	0	3	0	0	8	37	4	67	0	3	0	0
Misdemeanor	17	8	345	0	0	0	0	2	0	0	10	0	1	3	31	5	89	3	0	0	0
Juvenile	36	32	0	5	5	0	0	115	0	0	37	1	3	12	48	0	14	33	4	0	0
Total	54	164	657	43	38	1	1	119	3	0	61	4	7	43	183	48	175	60	9	0	0
Dakota (CCA)																					
Felony	4	891	80	77	188	3	17	0	12	1	58	54	3	76	408	238	0	105	35	1	0
Gross Misd.	14	6	2103	14	27	0	2	0	0	1	29	0	0	9	91	13	0	3	9	24	0
Misdemeanor	205	41	2352	2	0	0	0	13	0	0	35	0	2	9	78	2	0	5	5	31	0
Juvenile	208	95	62	11	22	0	3	108	0	0	110	11	1	39	242	11	0	118	43	10	0
Total	431	1033	4597	104	237	3	22	121	12	2	232	65	6	133	819	264	0	231	92	66	0
Dodge (CCA)																					
Felony	0	14	0	3	3	0	0	0	0	0	2	0	0	1	7	3	0	1	1	0	0
Gross Misd.	0	0	43	0	0	0	0	1	0	0	0	0	0	1	2	0	1	0	0	0	0
Misdemeanor	1	1	28	0	0	0	0	1	0	0	0	0	0	0	0	0	1	0	0	0	0
Juvenile	5	0	2	0	0	0	0	3	0	0	3	0	0	2	5	0	0	4	2	0	0
Total	6	15	73	3	3	0	0	5	0	0	5	0	0	4	14	3	2	5	3	0	0

	1999 Year-end Population	2000 Entries	2000 Removals	2000 Year-end Population	Male	Female	White	Black	American Indian	Asian/Pacific Islander	Other Race	Unknown Race	Hispanic	Not Hispanic	Arson	Assault	Burglary	Crime Against Family	Crime Against Justice	Crime Against Government	Criminal Sexual Conduct	
Douglas																						
Felony	170	81	67	185	143	42	179	2	3	0	1	0	0	185	1	25	55	1	0	0	16	
Gross Misd.	193	121	104	212	170	42	208	0	0	0	4	0	1	211	0	5	0	1	13	5	1	
Misdemeanor	51	63	52	59	47	12	59	0	0	0	0	0	0	59	0	25	0	0	7	5	0	
Juvenile	76	112	109	79	66	13	77	0	0	0	2	0	0	79	1	11	17	0	2	1	10	
Total	490	377	332	535	426	109	523	2	3	0	7	0	1	534	2	66	72	2	22	11	27	
Faribault																						
Felony	64	29	33	61	50	11	56	1	1	1	2	0	10	51	1	1	4	0	1	0	16	
Gross Misd.	78	46	46	82	74	8	79	2	1	0	0	0	11	71	0	4	1	1	7	8	0	
Misdemeanor	200	126	162	159	118	41	129	1	1	0	28	0	20	139	0	11	0	0	5	13	0	
Juvenile	97	64	98	63	48	15	58	0	5	0	0	0	8	55	1	28	3	0	9	1	0	
Total	439	265	339	365	290	75	322	4	8	1	30	0	49	316	2	44	8	1	22	22	16	
Fillmore (CCA)																						
Felony	8	7	0	15	12	3	15	0	0	0	0	0	0	15	0	3	1	0	1	0	0	
Gross Misd.	7	29	0	37	30	7	33	2	0	0	2	0	0	37	0	1	0	1	0	0	0	
Misdemeanor	18	45	0	62	46	16	48	0	0	3	11	0	0	62	0	3	0	0	0	8	0	
Juvenile	0	21	0	21	13	8	21	0	0	0	0	0	0	21	0	2	1	0	1	5	0	
Total	33	102	0	135	101	34	117	2	0	3	13	0	0	135	0	9	2	1	2	13	0	
Freeborn																						
Felony	147	78	51	173	140	33	165	7	0	0	1	0	13	160	3	11	20	0	1	1	17	
Gross Misd.	178	116	111	189	157	32	185	4	0	0	0	0	31	158	0	1	1	0	6	1	2	
Misdemeanor	203	155	157	196	155	41	195	1	0	0	0	0	46	150	0	52	0	0	14	0	0	
Juvenile	0	0	0	0	0	0	0	0	0	0	0	0	0	0	0	0	0	0	0	0	0	
Total	528	349	319	558	452	106	545	12	0	0	1	0	90	468	3	64	21	0	21	2	19	
Goodhue																						
Felony	265	91	88	270	219	51	226	20	17	3	4	0	1	269	2	36	32	1	2	2	34	
Gross Misd.	321	169	154	346	281	65	312	16	15	3	0	0	4	342	0	18	0	6	11	14	3	
Misdemeanor	525	449	429	533	397	136	480	23	20	5	5	0	14	519	0	74	0	2	17	53	0	
Juvenile	159	289	296	152	116	36	144	3	5	0	0	0	2	150	11	18	8	0	8	1	4	
Total	1270	998	967	1301	1013	288	1162	62	57	11	9	0	21	1280	13	146	40	9	38	70	41	
Grant																						
Felony	20	10	9	21	17	4	20	0	0	1	0	0	0	21	0	3	3	0	0	0	4	
Gross Misd.	4	1	0	5	4	1	4	0	0	0	1	0	0	5	0	0	0	0	0	0	0	
Misdemeanor	0	5	0	5	4	1	4	0	0	0	1	0	0	5	0	1	0	0	0	1	0	
Juvenile	15	36	41	10	8	2	9	0	0	0	1	0	1	9	0	0	0	0	0	0	0	
Total	39	52	50	41	33	8	37	0	0	1	3	0	1	40	0	4	3	0	0	1	4	
Hennepin (CCA)																						
Felony	10930	5088	6718	9300	7456	1844	4152	4543	338	183	70	14	330	8970	50	1456	478	44	99	29	591	
Gross Misd.	6750	4644	4948	6446	5242	1204	4661	1293	220	97	160	15	260	6186	0	579	14	130	137	61	31	
Misdemeanor	10019	9816	9140	10695	8583	2112	7063	2442	302	238	632	18	563	10132	0	1967	0	2	59	263	8	
Juvenile	4140	3337	3263	4214	3124	1090	1609	1936	336	295	0	38	309	3905	52	1727	780	7	258	212	446	
Total	31839	22885	24069	30655	24405	6250	17485	10214	1196	813	862	85	1462	29193	102	5729	1272	183	553	565	1076	
Houston																						
Felony	55	15	16	53	47	6	51	1	1	0	0	0	0	53	0	12	8	0	5	0	12	
Gross Misd.	89	45	45	90	76	14	87	2	1	0	0	0	1	89	0	5	0	0	1	0	0	
Misdemeanor	355	254	258	351	274	77	345	5	1	0	0	0	3	348	1	15	0	0	22	26	0	
Juvenile	117	96	128	85	69	16	84	1	0	0	0	0	0	85	0	3	6	0	3	16	2	
Total	616	410	447	579	466	113	567	9	3	0	0	0	4	575	1	35	14	0	31	42	14	
Hubbard																						
Felony	89	26	30	86	70	16	75	1	9	0	1	0	1	85	3	9	18	0	1	0	26	
Gross Misd.	23	27	15	35	26	9	33	0	2	0	0	0	0	35	0	5	1	0	2	1	0	
Misdemeanor	23	5	18	9	7	2	9	0	0	0	0	0	0	9	0	4	1	0	0	0	0	
Juvenile	31	25	21	35	28	7	27	0	7	1	0	0	0	35	0	9	10	0	0	0	5	
Total	166	83	84	165	131	34	144	1	18	1	1	0	1	164	3	27	30	0	3	1	31	
Isanti																						
Felony	196	92	73	213	174	39	203	3	0	2	5	0	1	212	2	15	22	7	2	0	29	
Gross Misd.	234	115	101	249	214	35	243	1	2	0	3	0	0	249	0	11	1	3	13	1	4	
Misdemeanor	704	437	451	691	538	153	688	0	2	0	1	0	0	691	0	60	0	0	28	21	2	
Juvenile	218	142	183	177	128	49	176	0	1	0	0	0	0	177	1	51	5	0	9	0	7	
Total	1352	786	808	1330	1054	276	1310	4	5	2	9	0	1	1329	3	137	28	10	52	22	42	

	Disturbing Peace	Drugs	DWI	Escapes/Flight	Forgery	Gambling	Homicide	Juvenile Status: Offense	Kidnapping	Obscenity	Property Damage	Robbery	Sex Related	Stolen Property	Theft	Theft Related	Traffic (exclude DWI)	Vehicle Theft	Weapons	Other	Unknown
Douglas																					
Felony	1	34	0	6	21	0	0	0	1	0	6	0	1	9	29	26	4	9	1	0	0
Gross Misd.	2	1	172	1	4	0	0	0	0	2	1	0	0	1	12	9	11	0	0	0	0
Misdemeanor	6	1	18	0	0	0	0	0	0	1	2	0	0	1	3	3	3	0	0	0	0
Juvenile	11	5	0	4	2	0	0	0	0	1	16	0	0	6	21	2	4	4	3	0	0
Total	20	41	190	11	27	0	0	0	1	4	25	0	1	17	65	40	22	13	4	0	0
Faribault																					
Felony	1	17	2	2	1	0	0	0	0	0	2	0	0	1	8	7	2	3	1	0	0
Gross Misd.	2	0	42	2	0	0	0	0	0	4	4	0	2	1	1	3	13	0	0	0	0
Misdemeanor	13	0	47	0	0	0	0	1	0	1	4	0	0	1	3	2	82	0	1	0	0
Juvenile	11	2	4	1	0	0	0	0	0	0	11	0	2	4	8	2	14	7	3	0	0
Total	27	19	95	5	1	0	0	1	0	1	21	0	4	7	20	14	111	10	5	0	0
Fillmore (CCA)																					
Felony	0	2	1	0	2	0	0	3	0	0	0	0	0	0	4	0	0	2	1	0	0
Gross Misd.	0	0	32	1	0	0	0	0	0	0	0	0	1	1	0	0	0	0	0	0	0
Misdemeanor	0	0	51	0	0	0	0	3	0	0	1	0	0	0	0	1	1	0	0	0	0
Juvenile	0	3	1	0	0	0	0	4	0	0	8	0	0	0	4	0	1	0	0	0	0
Total	0	5	85	1	2	0	0	10	0	0	9	0	0	1	9	1	2	2	1	0	0
Freeborn																					
Felony	0	71	1	5	14	0	1	0	0	0	2	2	0	8	20	8	2	3	1	0	0
Gross Misd.	0	1	143	0	4	0	0	0	0	0	3	0	0	1	15	4	28	0	0	0	0
Misdemeanor	15	7	99	0	0	0	0	14	0	0	4	0	0	0	10	0	27	0	1	0	0
Juvenile	0	0	0	0	0	0	0	0	0	0	0	0	0	0	0	0	0	0	0	0	0
Total	15	79	243	5	18	0	1	14	0	0	9	2	0	9	45	12	57	3	2	0	0
Goodhue																					
Felony	3	73	0	5	14	0	1	1	1	0	3	3	1	12	45	12	10	7	9	0	0
Gross Misd.	2	0	233	3	2	1	0	0	0	0	3	0	0	7	21	7	41	1	0	0	0
Misdemeanor	42	13	222	1	1	0	0	1	0	0	3	0	0	2	14	15	135	3	3	0	0
Juvenile	14	16	4	2	1	0	0	54	0	0	7	0	0	2	13	0	18	15	0	0	0
Total	61	102	459	11	18	1	1	56	1	0	16	3	1	23	93	34	204	26	12	0	0
Grant																					
Felony	0	2	0	1	1	0	0	0	0	0	1	0	0	0	4	2	0	1	0	0	0
Gross Misd.	0	0	3	0	0	0	0	0	0	0	0	0	0	0	1	0	1	0	0	0	0
Misdemeanor	0	0	2	0	0	0	0	0	0	0	0	0	0	0	1	0	0	0	0	0	0
Juvenile	0	2	0	0	0	0	0	5	0	0	0	0	0	0	2	0	0	1	0	0	0
Total	0	4	5	1	1	0	0	5	0	0	1	0	0	0	8	2	1	2	0	0	0
Hennepin (CCA)																					
Felony	142	3511	331	349	619	8	25	0	54	9	215	278	55	226	716	704	260	224	151	77	709
Gross Misd.	453	7	4670	9	41	1	0	0	0	22	95	0	81	22	160	159	393	1	49	18	305
Misdemeanor	318	146	5542	0	0	0	0	0	0	19	172	0	73	6	331	82	1909	16	2	13	261
Juvenile	189	743	1	249	41	0	46	1077	29	5	373	556	7	109	409	653	30	455	106	0	479
Total	1102	4407	10544	607	701	9	71	1077	83	55	855	834	216	363	1616	1598	2592	696	308	108	1754
Houston																					
Felony	1	12	0	3	4	0	0	0	0	0	0	0	0	1	13	1	0	6	0	0	0
Gross Misd.	0	0	67	1	0	0	0	2	0	0	0	0	0	0	19	0	4	0	0	0	0
Misdemeanor	19	8	172	1	0	0	0	42	0	0	5	0	0	0	15	2	88	2	1	0	0
Juvenile	2	0	4	2	1	0	0	40	0	0	6	0	0	1	20	0	12	3	0	0	0
Total	22	20	243	7	5	0	0	84	0	0	11	0	0	2	67	3	104	11	1	0	0
Hubbard																					
Felony	0	13	0	1	0	1	1	0	0	0	0	4	0	0	10	3	1	3	1	0	0
Gross Misd.	0	0	20	0	2	0	0	0	0	0	1	0	0	0	5	3	0	0	1	0	0
Misdemeanor	2	0	3	0	0	0	0	0	0	0	0	0	0	1	1	0	0	0	0	0	0
Juvenile	5	4	0	0	0	0	0	0	0	0	6	2	0	1	10	0	1	0	0	0	0
Total	7	17	23	1	2	1	1	0	0	0	7	6	0	2	26	6	2	3	2	0	0
Isanti																					
Felony	0	43	0	16	21	0	0	0	1	0	9	1	0	17	28	15	9	2	0	0	0
Gross Misd.	7	0	0	1	3	0	0	4	1	0	4	0	1	3	4	3	212	0	1	0	0
Misdemeanor	72	7	256	1	0	0	0	3	0	1	9	0	0	1	43	2	219	2	0	0	0
Juvenile	24	14	0	2	1	0	0	60	0	1	15	0	1	15	35	1	12	9	6	0	0
Total	103	64	256	20	25	0	0	67	2	2	37	1	2	36	110	21	452	13	7	0	0

	1999 Year-end Population	2000 Entries	2000 Removals	2000 Year-end Population	Male	Female	White	Black	American Indian	Asian/Pacific Islander	Other Race	Unknown Race	Hispanic	Not Hispanic	Arson	Assault	Burglary	Crime Against Family	Crime Against Justice	Crime Against Government	Criminal Sexual Conduct
Itasca																					
Felony	315	145	119	340	282	58	287	4	38	0	11	0	1	339	4	41	68	0	7	0	39
Gross Misd.	352	195	178	375	305	70	317	1	56	0	1	0	0	375	0	20	0	2	36	17	1
Misdemeanor	65	103	62	101	81	20	84	1	16	0	0	0	0	101	0	43	0	1	27	5	0
Juvenile	157	138	113	182	140	42	144	1	35	0	2	0	0	182	4	56	33	2	14	4	12
Total	889	581	472	998	808	190	832	7	145	0	14	0	1	997	8	160	101	5	84	26	52
Jackson																					
Felony	36	10	20	27	21	6	24	0	0	3	0	0	2	25	0	5	6	0	1	0	1
Gross Misd.	58	34	20	68	58	10	64	0	2	2	0	0	6	62	0	3	0	3	2	4	0
Misdemeanor	194	176	137	236	173	63	228	3	0	5	0	0	22	214	0	19	0	0	5	9	0
Juvenile	43	86	75	54	41	13	50	0	0	4	0	0	2	52	0	6	4	0	0	1	4
Total	331	306	252	385	293	92	366	3	2	14	0	0	32	353	0	33	10	3	8	14	5
Kanabec																					
Felony	184	65	56	193	154	39	180	2	5	0	6	0	0	193	2	25	28	0	1	0	26
Gross Misd.	113	102	61	154	126	28	151	1	2	0	0	0	1	153	6	0	0	0	7	3	1
Misdemeanor	169	169	129	209	169	40	208	0	1	0	0	0	2	207	0	27	0	0	0	16	1
Juvenile	105	158	157	106	80	26	106	0	0	0	0	0	2	104	4	29	5	0	2	23	5
Total	571	494	403	662	529	133	645	3	8	0	6	0	5	657	12	81	33	0	10	42	33
Kandiyohi (CCA)																					
Felony	205	95	77	234	195	39	220	6	2	0	6	0	95	139	1	32	47	1	8	0	23
Gross Misd.	251	144	139	269	229	40	258	4	3	0	4	0	72	197	0	11	3	4	24	4	5
Misdemeanor	505	558	419	620	500	120	601	8	6	0	5	0	256	364	0	79	0	1	27	80	0
Juvenile	147	230	148	229	166	63	221	5	1	1	1	0	64	165	4	29	29	0	11	69	16
Total	1108	1027	783	1352	1090	262	1300	23	12	1	16	0	487	865	5	151	79	6	70	153	44
Kittson																					
Felony	19	10	4	25	21	4	25	0	0	0	0	0	1	24	2	4	0	0	0	0	4
Gross Misd.	8	2	3	7	7	0	7	0	0	0	0	0	0	7	0	1	1	0	0	0	0
Misdemeanor	0	0	0	0	0	0	0	0	0	0	0	0	0	0	0	1	0	0	0	0	0
Juvenile	13	3	14	2	0	2	2	0	0	0	0	0	0	2	0	0	0	0	0	0	0
Total	40	15	21	34	28	6	34	0	0	0	0	0	1	33	2	6	1	0	0	0	4
Koochiching (CCA)																					
Felony	173	39	38	185	160	25	153	14	14	2	2	0	3	182	1	5	27	0	1	0	40
Gross Misd.	148	49	44	152	128	24	129	1	18	1	3	0	0	152	0	5	0	0	8	0	3
Misdemeanor	156	190	82	254	185	69	190	6	25	0	33	0	2	252	0	8	0	1	13	0	1
Juvenile	98	116	122	92	70	22	74	1	10	0	7	0	1	91	1	4	7	0	2	0	6
Total	575	394	286	683	543	140	546	22	67	3	45	0	6	677	2	22	34	1	24	0	50
Lac Qui Parle (CCA)																					
Felony	21	9	21	9	7	2	9	0	0	0	0	0	0	9	0	0	3	0	0	0	1
Gross Misd.	16	15	14	19	15	4	19	0	0	0	0	0	1	18	0	0	1	0	0	0	0
Misdemeanor	25	31	37	17	12	5	17	0	0	0	0	0	0	17	0	0	0	0	0	0	0
Juvenile	13	24	30	7	6	1	6	0	1	0	0	0	0	7	0	0	0	0	1	0	1
Total	75	79	102	52	40	12	51	0	1	0	0	0	1	51	0	0	4	0	1	0	2
Lake (CCA)																					
Felony	52	23	20	54	46	8	48	1	2	0	3	0	0	54	0	1	11	0	0	0	7
Gross Misd.	37	42	22	59	46	13	50	0	2	0	7	0	0	59	0	1	2	1	4	0	0
Misdemeanor	75	95	76	95	81	14	65	1	1	0	28	0	0	95	0	9	0	1	1	0	1
Juvenile	34	75	66	41	29	12	24	0	1	0	16	0	0	41	0	2	3	0	0	0	0
Total	198	235	184	249	202	47	187	2	6	0	54	0	0	249	0	13	16	2	5	0	8
Lake Of The Woods																					
Felony	8	3	3	9	6	3	9	0	0	0	0	0	0	9	1	0	1	0	0	0	0
Gross Misd.	12	3	6	9	6	3	8	0	1	0	0	0	0	9	0	0	0	0	0	0	0
Misdemeanor	1	1	1	0	0	0	0	0	0	0	0	0	0	0	0	0	0	0	0	0	0
Juvenile	6	1	5	2	2	0	2	0	0	0	0	0	0	2	0	0	3	0	0	0	0
Total	27	8	15	20	14	6	19	0	1	0	0	0	0	20	1	0	4	0	0	0	0
LeSueur																					
Felony	92	82	58	113	89	24	110	1	1	0	1	0	3	110	0	7	18	3	1	0	16
Gross Misd.	84	88	84	94	83	11	90	1	0	0	3	0	1	93	0	2	0	2	4	3	1
Misdemeanor	87	137	108	113	95	18	107	1	1	0	4	0	13	100	0	21	0	0	4	10	0
Juvenile	72	63	59	76	66	10	67	3	3	0	3	0	7	69	2	21	14	0	2	0	7
Total	335	370	309	396	333	63	374	6	5	0	11	0	24	372	2	51	32	5	11	13	24

	Disturbing Peace	Drugs	DWI	Escape/Flight	Forgery	Gambling	Homicide	Juvenile Status: Offense	Kidnapping	Obscenity	Property Damage	Robbery	Sex Related	Stolen Property	Theft	Theft Related	Traffic (exclude DWI)	Vehicle Theft	Weapons	Other	Unknown
Itasca																					
Felony	4	76	0	11	22	0	2	0	1	0	15	4	1	8	38	32	4	27	9	0	0
Gross Misd.	0	0	243	7	7	0	6	0	0	0	11	0	0	1	15	3	61	0	3	0	0
Misdemeanor	9	0	7	0	0	0	0	23	0	0	2	0	0	0	2	0	3	1	1	0	0
Juvenile	17	20	2	0	5	0	0	59	0	0	19	0	0	9	38	2	12	23	11	0	0
Total	30	96	252	18	34	0	8	82	1	0	47	4	1	18	93	37	80	51	24	0	0
Jackson																					
Felony	0	8	0	1	2	0	0	0	0	0	0	1	0	1	4	1	0	1	0	0	0
Gross Misd.	4	1	43	1	0	0	0	0	0	0	0	0	1	0	5	0	1	1	0	0	0
Misdemeanor	17	0	53	0	0	0	0	3	0	0	3	0	0	0	61	0	96	0	0	0	0
Juvenile	5	0	1	0	0	0	0	14	0	0	2	0	0	2	14	0	9	4	1	0	0
Total	26	9	97	2	2	0	0	17	0	0	5	1	1	3	84	1	106	6	1	0	0
Kanabec																					
Felony	2	44	1	5	4	0	0	0	0	0	10	1	1	8	37	12	1	7	2	0	0
Gross Misd.	0	0	111	2	0	0	0	0	0	0	2	0	0	0	0	4	21	0	2	2	0
Misdemeanor	5	2	99	0	0	0	0	0	0	0	5	0	0	0	2	6	58	0	0	1	0
Juvenile	21	8	0	3	0	0	0	50	0	0	17	0	1	7	29	2	31	1	8	0	0
Total	28	54	211	10	4	0	0	50	0	0	34	1	2	15	68	24	111	8	12	3	0
Kandiyohi (CCA)																					
Felony	1	64	0	8	8	0	2	3	1	0	3	4	1	19	24	12	0	3	7	0	0
Gross Misd.	2	1	157	4	2	0	0	2	0	0	4	0	1	8	28	19	36	0	2	0	0
Misdemeanor	32	9	189	2	1	0	0	4	0	0	15	1	0	5	38	13	316	3	1	0	0
Juvenile	13	14	1	1	5	0	1	6	0	0	19	0	0	4	56	3	31	11	4	0	0
Total	48	88	347	15	16	0	3	15	1	0	41	5	2	36	146	47	383	17	14	0	0
Kittson																					
Felony	0	9	0	3	0	0	0	0	0	0	0	1	0	0	2	2	1	2	0	0	0
Gross Misd.	0	1	3	0	0	0	0	0	0	0	1	0	0	0	2	0	0	0	0	0	0
Misdemeanor	0	0	0	0	0	0	0	0	0	0	0	0	0	0	0	0	0	0	0	0	0
Juvenile	0	0	0	0	0	0	0	0	0	0	0	0	0	0	2	0	0	1	0	0	0
Total	0	10	3	3	0	0	0	0	0	0	1	1	0	0	6	2	1	3	0	0	0
Koochiching (CCA)																					
Felony	0	66	0	4	14	1	0	0	2	0	9	0	0	3	23	11	1	17	1	0	0
Gross Misd.	5	0	112	2	7	0	0	0	0	0	3	0	0	0	4	1	15	0	2	0	0
Misdemeanor	28	3	101	0	49	0	0	53	0	0	5	0	0	0	19	1	74	0	1	0	0
Juvenile	6	1	2	1	0	0	0	64	0	0	7	0	0	0	14	0	19	10	4	0	0
Total	39	70	215	7	70	1	0	117	2	0	24	0	0	3	60	13	109	27	8	0	0
Lac Qui Parle (CCA)																					
Felony	0	1	0	0	0	0	0	0	0	0	0	0	0	0	5	1	0	0	0	0	0
Gross Misd.	0	0	14	0	0	0	0	0	0	0	3	0	0	0	1	0	1	0	0	0	0
Misdemeanor	2	1	10	0	0	0	0	1	0	0	2	0	0	0	1	0	1	0	0	0	0
Juvenile	1	2	1	0	0	0	0	2	0	0	0	0	0	0	0	0	1	0	0	0	0
Total	3	4	25	0	0	0	0	3	0	0	5	0	0	0	7	1	2	1	0	0	0
Lake (CCA)																					
Felony	0	13	0	1	5	0	0	0	1	0	4	0	2	1	10	1	1	2	0	0	0
Gross Misd.	1	0	48	0	0	0	0	0	0	0	0	0	1	0	2	0	1	1	0	0	0
Misdemeanor	3	0	42	0	0	0	0	27	0	0	1	0	0	0	3	2	6	0	0	0	0
Juvenile	1	3	0	0	0	0	0	11	0	0	1	1	0	6	12	1	3	0	0	0	0
Total	5	16	90	1	5	0	0	38	1	0	6	1	3	7	27	4	11	3	0	0	0
Lake Of The Woods																					
Felony	0	3	0	0	0	0	0	0	1	0	0	0	0	0	0	0	1	1	1	0	0
Gross Misd.	0	0	8	0	0	0	0	0	0	0	0	0	0	0	0	0	2	0	0	0	0
Misdemeanor	0	0	0	0	0	0	0	0	0	0	1	0	0	0	1	0	0	0	0	0	0
Juvenile	1	0	0	0	0	0	0	0	0	0	0	0	0	0	0	0	0	0	0	0	0
Total	1	3	8	0	0	0	0	0	1	0	1	0	0	0	1	0	3	1	1	0	0
LeSueur																					
Felony	0	37	0	4	4	0	1	0	0	0	11	0	0	3	23	3	0	1	1	0	0
Gross Misd.	1	0	63	0	1	0	0	0	0	0	8	0	0	0	3	3	12	0	1	0	0
Misdemeanor	16	0	48	0	0	0	0	1	0	0	2	0	0	1	8	3	22	3	0	0	0
Juvenile	13	9	0	1	1	0	0	0	0	0	13	0	0	2	21	1	7	8	0	0	0
Total	30	46	111	5	6	0	1	1	0	0	34	0	0	6	55	10	41	12	2	0	0

	1999 Year-end Population	2000 Entries	2000 Removals	2000 Year-end Population	Male	Female	White	Black	American Indian	Asian/Pacific Islander	Other Race	Unknown Race	Hispanic	Not Hispanic	Arson	Assault	Burglary	Crime Against Family	Crime Against Justice	Crime Against Government	Criminal Sexual Conduct	
Lincoln																						
Felony	18	8	6	20	14	6	20	0	0	0	0	0	0	20	0	2	4	0	0	0	2	
Gross Misd.	17	11	15	13	12	1	13	0	0	0	0	0	0	13	0	0	0	0	0	1	0	
Misdemeanor	21	10	20	11	11	0	10	0	0	0	1	0	0	11	0	3	0	0	2	0	0	
Juvenile	8	12	13	7	6	1	7	0	0	0	0	0	0	7	0	1	3	0	0	0	1	
Total	64	41	54	51	43	8	50	0	0	0	1	0	0	51	0	6	7	0	2	1	3	
Lyon																						
Felony	197	70	61	207	156	51	188	16	1	1	1	0	22	185	1	29	43	0	3	1	21	
Gross Misd.	179	139	122	214	185	29	180	16	2	1	15	0	12	202	0	18	1	0	20	7	2	
Misdemeanor	389	377	384	362	298	64	242	21	1	2	96	0	24	338	1	46	0	2	22	38	0	
Juvenile	105	143	144	105	79	26	94	10	0	1	0	0	8	97	0	8	9	0	2	43	4	
Total	870	729	711	888	718	170	704	63	4	5	112	0	66	822	2	101	53	2	47	89	27	
Mahnomen																						
Felony	84	35	45	73	50	23	14	0	56	0	3	0	0	73	0	14	12	0	2	0	8	
Gross Misd.	109	48	54	103	79	24	12	0	3	0	88	0	0	103	0	6	3	0	5	0	1	
Misdemeanor	12	1	8	6	5	1	1	0	0	0	5	0	0	6	0	6	0	0	0	0	0	
Juvenile	33	25	20	38	30	8	4	0	0	0	34	0	0	38	5	13	15	0	1	0	4	
Total	238	109	127	220	164	56	31	0	59	0	130	0	0	220	5	39	30	0	8	0	13	
Marshall																						
Felony	29	15	9	35	29	6	34	0	1	0	0	0	4	31	0	4	13	1	0	0	6	
Gross Misd.	3	3	0	6	4	2	6	0	0	0	0	0	0	6	0	1	0	0	2	0	0	
Misdemeanor	1	1	2	0	0	0	0	0	0	0	0	0	0	0	0	0	0	0	0	0	0	
Juvenile	23	8	10	21	20	1	19	0	1	0	1	0	0	21	1	3	2	0	0	1	4	
Total	56	27	21	62	53	9	59	0	2	0	1	0	4	58	1	8	15	1	2	1	10	
Martin																						
Felony	163	63	92	133	100	33	121	7	1	1	3	0	4	129	1	18	21	0	0	1	16	
Gross Misd.	87	66	45	112	97	15	106	2	1	1	2	0	7	105	0	16	2	0	8	6	1	
Misdemeanor	276	292	240	325	224	101	308	5	1	0	11	0	13	312	0	23	0	0	8	22	0	
Juvenile	89	95	90	94	83	11	90	0	0	0	4	0	3	91	0	22	21	0	3	4	6	
Total	615	516	467	664	504	160	625	14	3	2	20	0	27	637	1	79	44	0	19	33	23	
McLeod																						
Felony	210	96	94	215	173	42	202	7	4	1	1	0	12	203	1	29	12	0	0	0	25	
Gross Misd.	106	139	111	137	118	19	134	3	0	0	0	0	12	125	0	5	0	0	10	0	2	
Misdemeanor	183	196	247	126	99	27	122	3	1	0	0	0	15	111	0	29	0	0	8	0	0	
Juvenile	105	140	135	110	82	28	109	0	1	0	0	0	6	104	3	22	8	0	6	1	15	
Total	604	571	587	588	472	116	567	13	6	1	1	0	45	543	4	85	20	0	24	1	42	
Meeker																						
Felony	120	42	64	99	77	22	95	2	1	0	1	0	7	92	1	9	7	0	2	0	9	
Gross Misd.	62	62	34	92	74	18	87	1	0	0	4	0	6	86	0	2	2	0	4	3	1	
Misdemeanor	45	79	32	89	74	15	83	0	0	0	6	0	7	82	0	13	0	0	6	9	0	
Juvenile	11	23	0	34	25	9	32	1	0	0	1	0	0	34	0	10	6	0	2	2	2	
Total	238	206	130	314	250	64	297	4	1	0	12	0	20	294	1	34	15	0	14	14	12	
Mille Lacs																						
Felony	201	106	73	235	181	54	178	3	52	1	1	0	1	234	1	36	24	0	2	0	41	
Gross Misd.	278	245	186	337	278	59	284	1	52	0	0	0	0	337	0	0	0	0	0	1	0	
Misdemeanor	423	350	256	517	409	108	471	0	43	3	0	0	3	514	0	68	0	0	4	26	0	
Juvenile	196	178	184	190	126	64	150	0	39	1	0	0	1	189	0	42	21	0	9	37	8	
Total	1098	879	699	1279	994	285	1083	4	186	5	1	0	5	1274	1	146	45	0	15	64	49	
Morrison (CCA)																						
Felony	253	82	86	262	198	64	244	7	7	3	1	0	6	256	1	24	33	0	4	0	38	
Gross Misd.	251	118	119	252	218	34	235	6	10	1	0	0	1	251	0	20	0	2	19	11	3	
Misdemeanor	267	233	280	205	172	33	195	3	6	1	0	0	3	202	0	41	0	0	5	44	0	
Juvenile	124	195	197	122	83	39	118	1	0	0	3	0	2	120	1	21	7	0	9	6	10	
Total	895	628	682	841	671	170	792	17	23	5	4	0	12	829	2	106	40	2	37	61	51	
Mower																						
Felony	220	91	72	239	197	42	215	14	5	2	3	0	11	228	1	20	35	0	0	1	18	
Gross Misd.	230	144	147	243	192	51	233	9	0	0	1	0	28	215	0	17	2	0	2	0	4	
Misdemeanor	407	363	415	339	264	75	317	10	0	8	4	0	33	306	0	62	0	0	2	1	0	
Juvenile	100	93	89	104	84	20	101	3	0	0	0	0	8	96	4	14	11	0	0	0	3	
Total	957	691	723	925	737	188	866	36	5	10	8	0	80	845	5	113	48	0	4	2	25	

	Disturbing Peace	Drugs	DWI	Escape/Flight	Forgery	Gambling	Homicide	Juvenile Status: Offense	Kidnapping	Obscenity	Property Damage	Robbery	Sex Related	Stolen Property	Theft	Theft Related	Traffic (exclude DWI)	Vehicle Theft	Weapons	Other	Unknown	
Lincoln																						
Felony	0	7	0	0	0	0	1	0	0	0	0	0	0	0	4	1	0	0	0	0	0	0
Gross Misd.	0	0	12	0	1	0	0	0	0	0	0	0	0	0	0	0	0	0	0	0	0	0
Misdemeanor	1	0	4	0	0	0	0	0	0	0	0	0	0	0	2	2	0	0	0	0	0	0
Juvenile	0	0	0	0	0	0	0	0	0	0	1	0	0	0	1	0	0	0	0	0	0	0
Total	1	7	16	0	1	0	1	0	0	0	1	0	0	0	5	3	2	0	0	0	0	0
Lyon																						
Felony	1	45	0	9	33	0	0	0	1	0	6	0	0	5	32	24	4	6	0	0	0	0
Gross Misd.	3	3	131	1	6	0	0	0	0	0	10	0	0	5	5	16	8	2	2	0	0	0
Misdemeanor	41	12	147	0	0	0	0	3	0	0	8	0	0	1	21	6	154	0	1	0	0	0
Juvenile	18	5	1	0	6	0	0	1	0	0	17	0	0	6	24	2	12	4	0	0	0	0
Total	63	65	279	10	45	0	0	4	1	0	41	0	0	17	82	48	178	12	3	0	0	0
Mahnomen																						
Felony	1	7	0	5	2	0	2	1	0	0	1	1	0	0	14	5	1	4	4	0	0	0
Gross Misd.	1	0	103	1	1	0	0	0	0	0	0	0	0	0	4	0	4	0	2	0	0	0
Misdemeanor	0	0	0	0	0	0	0	0	0	0	0	0	0	0	1	0	0	1	0	0	0	0
Juvenile	8	0	0	0	0	0	0	0	0	0	3	0	1	1	9	0	0	3	1	0	0	0
Total	10	7	103	6	3	0	2	1	0	0	4	1	1	1	28	5	5	8	7	0	0	0
Marshall																						
Felony	0	3	0	0	0	0	0	0	0	0	2	0	0	2	9	1	0	4	1	0	0	0
Gross Misd.	0	0	5	0	0	0	0	0	0	0	0	0	0	0	1	0	0	0	0	0	0	0
Misdemeanor	0	0	0	0	0	0	0	0	0	0	1	0	0	0	0	0	0	0	0	0	0	0
Juvenile	2	1	0	0	0	0	0	0	0	0	6	0	2	0	9	0	2	0	0	0	0	0
Total	2	4	5	0	0	0	0	0	0	0	9	0	2	2	18	2	2	4	1	0	0	0
Martin																						
Felony	1	30	0	1	5	0	0	0	1	0	3	3	0	6	23	23	1	4	0	0	0	0
Gross Misd.	2	0	64	1	3	0	0	0	0	0	2	0	0	4	4	3	9	4	1	0	0	0
Misdemeanor	32	6	110	0	1	0	0	0	0	0	9	0	0	1	18	74	158	3	1	0	0	0
Juvenile	17	6	2	1	3	0	0	0	0	0	18	1	1	2	24	1	13	13	2	0	0	0
Total	52	42	176	3	12	0	0	0	1	0	32	4	1	13	69	101	181	24	4	0	0	0
McLeod																						
Felony	1	52	0	7	11	1	3	0	0	0	8	4	0	4	41	26	2	15	2	0	0	0
Gross Misd.	4	0	85	0	2	0	0	0	0	0	2	0	0	0	4	4	33	0	0	0	0	0
Misdemeanor	16	1	56	0	0	0	0	0	0	0	1	0	1	0	4	15	16	1	0	0	0	0
Juvenile	15	16	2	0	2	0	0	0	0	0	12	0	0	3	14	2	5	17	7	0	0	0
Total	36	69	143	7	15	1	3	0	0	0	23	4	1	7	63	47	56	33	9	0	0	0
Meeker																						
Felony	0	33	1	2	5	0	1	0	0	0	2	3	0	4	15	10	4	2	1	0	0	0
Gross Misd.	0	1	59	0	0	0	0	0	0	0	4	0	0	1	3	3	15	1	0	0	0	0
Misdemeanor	10	3	46	0	0	0	0	0	0	0	1	0	0	2	3	1	7	0	0	0	0	0
Juvenile	2	2	1	0	1	0	0	6	0	0	4	0	0	0	9	2	1	3	0	0	0	0
Total	12	39	107	2	6	0	1	6	0	0	11	3	0	7	30	16	27	6	1	0	0	0
Mille Lacs																						
Felony	3	60	0	11	9	0	0	0	2	0	4	0	0	10	23	27	5	3	5	0	0	0
Gross Misd.	0	0	335	1	0	0	0	0	0	0	0	0	0	0	0	0	29	0	0	0	0	0
Misdemeanor	22	0	324	0	0	0	0	0	0	0	7	0	2	0	7	18	79	0	1	1	0	0
Juvenile	16	4	1	0	1	0	0	60	1	0	27	1	0	4	25	8	25	12	4	0	0	0
Total	41	64	660	12	10	0	0	60	3	0	38	1	2	14	55	53	138	15	10	1	0	0
Morrison (CCA)																						
Felony	0	66	1	10	14	0	5	1	0	0	3	0	0	3	43	48	5	5	1	0	0	0
Gross Misd.	0	1	178	5	4	0	0	1	0	0	4	0	1	1	18	6	32	0	0	0	0	0
Misdemeanor	14	4	80	0	1	0	0	1	0	0	6	0	1	1	18	2	38	2	0	0	0	0
Juvenile	5	11	0	1	1	0	0	34	0	0	11	0	0	2	20	1	13	4	1	0	0	0
Total	19	82	259	16	20	0	5	37	0	0	24	0	2	7	99	57	88	11	2	0	0	0
Mower																						
Felony	3	83	4	9	14	0	3	0	0	0	5	6	0	10	36	11	4	7	1	0	0	0
Gross Misd.	0	1	182	3	8	0	0	19	0	0	1	0	2	0	14	10	5	1	4	0	0	0
Misdemeanor	5	7	178	0	1	0	0	76	0	0	5	0	0	1	14	8	84	0	0	0	0	0
Juvenile	1	6	0	0	1	0	0	49	0	0	10	0	0	7	20	0	9	5	5	0	0	0
Total	9	97	364	12	24	0	3	144	0	0	21	6	2	18	84	29	102	13	10	0	0	0

	1999 Year-end Population	2000 Entries	2000 Removals	2000 Year-end Population	Male	Female	White	Black	American Indian	Asian/Pacific Islander	Other Race	Unknown Race	Hispanic	Not Hispanic	Arson	Assault	Burglary	Crime Against Family	Crime Against Justice	Crime Against Government	Criminal Sexual Conduct	
Murray																						
Felony	9	4	7	7	7	0	7	0	0	0	0	0	0	7	0	0	3	0	0	0	0	0
Gross Misd.	26	20	20	25	19	6	24	1	0	0	0	0	1	24	0	1	0	0	0	1	0	0
Misdemeanor	14	18	16	16	14	2	15	0	0	0	1	0	0	16	0	4	0	1	1	4	0	0
Juvenile	17	16	13	20	15	5	19	0	0	0	1	0	0	20	0	1	3	0	2	1	1	1
Total	66	58	56	68	55	13	65	1	0	0	2	0	1	67	0	6	6	1	3	6	1	1
Nicollet																						
Felony	118	86	33	171	132	39	164	3	1	3	0	0	15	156	1	16	21	2	1	1	27	
Gross Misd.	189	92	84	198	172	26	191	3	1	0	3	0	15	183	0	2	1	1	7	9	0	0
Misdemeanor	246	245	191	299	236	63	285	7	2	2	3	0	19	280	0	16	0	0	9	14	0	0
Juvenile	86	111	101	96	62	34	94	2	0	0	0	0	4	92	1	26	6	0	8	0	3	3
Total	639	534	409	764	602	162	734	15	4	5	6	0	53	711	2	60	28	3	25	24	30	30
Nobles (CCA)																						
Felony	146	43	46	149	118	31	131	3	2	13	0	0	44	105	0	20	17	0	9	0	17	0
Gross Misd.	128	74	51	160	133	27	139	7	5	9	0	0	63	97	0	4	1	4	7	4	0	0
Misdemeanor	391	298	285	389	307	82	352	15	4	18	0	0	152	237	1	27	0	0	15	31	0	0
Juvenile	113	141	146	108	77	31	96	1	1	10	0	0	32	76	1	21	7	0	3	0	3	3
Total	778	556	528	806	635	171	718	26	12	50	0	0	291	515	2	72	25	4	34	35	20	20
Non-Minnesota Cty.																						
Felony	3		2	1	1	0	1	0	0	0	0	0	0	1	0	0	0	0	0	0	0	0
Gross Misd.	2		1	1	1	0	1	0	0	0	0	0	1	0	0	0	0	0	0	0	0	0
Misdemeanor	0	2	1	1	0	1	1	0	0	0	0	0	0	1	0	0	0	0	0	0	0	0
Juvenile	2	10	2	10	0	10	10	0	0	0	0	0	0	10	0	0	0	0	0	0	0	0
Total	7	12	6	13	2	11	13	0	0	0	0	0	1	12	0	0	0	0	0	0	0	0
Norman (CCA)																						
Felony	40	23	22	41	33	8	37	2	2	0	0	0	6	35	0	3	8	0	0	0	10	0
Gross Misd.	40	20	22	39	35	4	35	0	4	0	0	0	2	37	0	1	0	0	1	1	1	1
Misdemeanor	17	14	16	14	10	4	14	0	0	0	0	0	1	13	0	5	0	1	1	0	0	0
Juvenile	16	10	16	10	6	4	10	0	0	0	0	0	0	10	0	2	4	0	0	0	0	0
Total	113	67	76	104	84	20	96	2	6	0	0	0	9	95	0	11	12	1	2	1	11	11
Olmsted (CCA)																						
Felony	534	270	121	683	551	132	514	104	5	34	26	0	22	661	5	96	92	1	22	2	163	0
Gross Misd.	293	370	73	590	491	99	489	55	2	17	27	0	19	571	1	60	1	4	53	3	9	0
Misdemeanor	449	606	484	571	434	137	461	59	5	20	26	0	23	548	0	146	1	0	50	59	3	0
Juvenile	198	264	123	339	252	87	233	57	2	29	18	0	9	330	8	129	48	0	22	3	45	0
Total	1474	1510	801	2183	1728	455	1697	275	14	100	97	0	73	2110	14	431	142	5	147	67	220	0
Otter Tail																						
Felony	393	167	140	420	305	115	389	14	14	2	1	0	7	413	2	30	88	3	5	1	44	0
Gross Misd.	77	87	61	103	86	17	91	6	3	0	0	3	3	97	0	16	0	3	6	4	0	0
Misdemeanor	48	63	49	62	49	13	62	0	0	0	0	0	3	59	0	39	0	2	2	3	0	0
Juvenile	166	244	261	149	113	36	137	2	3	0	0	7	5	137	0	24	29	0	13	0	9	0
Total	684	561	511	734	553	181	679	22	20	2	1	10	18	706	2	109	117	8	26	8	53	0
Pennington																						
Felony	114	40	50	105	91	14	94	4	6	0	1	0	2	103	1	14	22	0	1	0	8	0
Gross Misd.	12	12	8	16	13	3	14	0	2	0	0	0	2	14	0	2	0	1	0	1	0	0
Misdemeanor	1	2	1	1	0	1	1	0	0	0	0	0	0	1	0	2	0	0	0	0	0	0
Juvenile	46	37	43	40	31	9	34	0	6	0	0	0	1	39	0	10	4	0	1	0	5	0
Total	173	91	102	162	135	27	143	4	14	0	1	0	5	157	1	28	26	1	2	1	13	0
Pine																						
Felony	156	62	53	167	142	25	150	4	9	0	4	0	1	166	2	15	36	0	0	0	13	0
Gross Misd.	290	109	130	266	221	45	202	0	16	1	47	0	1	265	0	8	0	0	6	1	3	0
Misdemeanor	493	491	480	505	392	113	216	3	32	1	253	0	1	504	0	51	0	0	35	16	1	0
Juvenile	165	126	124	167	117	50	140	3	19	0	5	0	6	161	6	40	26	1	7	0	11	0
Total	1104	788	787	1105	872	233	708	10	76	2	309	0	9	1096	8	114	62	1	48	17	28	0
Pipestone																						
Felony	57	12	13	59	47	12	54	0	3	1	1	0	4	55	0	4	23	0	0	0	12	0
Gross Misd.	56	42	41	57	48	9	48	2	4	1	2	0	0	57	0	0	1	1	2	1	1	0
Misdemeanor	29	31	18	39	32	7	33	1	3	0	2	0	0	39	0	9	0	0	3	3	0	0
Juvenile	27	41	22	46	35	11	37	3	5	1	0	0	0	46	0	2	11	0	0	2	3	0
Total	169	126	94	201	162	39	172	6	15	3	5	0	4	197	0	15	35	1	5	6	16	0

	Disturbing Peace	Drugs	DWI	Escape/Flight	Forgery	Gambling	Homicide	Juvenile Status: Offense	Kidnapping	Obscenity	Property Damage	Robbery	Sex Related	Stolen Property	Theft	Theft Related	Traffic (exclude DWI)	Vehicle Theft	Weapons	Other	Unknown	
Murray																						
Felony	0	3	0	0	0	0	0	0	0	0	0	0	0	0	2	0	0	0	0	0	0	0
Gross Misd.	0	0	9	1	0	0	0	0	0	0	1	0	0	2	2	0	8	0	0	0	0	0
Misdemeanor	3	0	2	0	0	0	0	1	0	0	0	0	0	0	0	4	0	0	0	0	0	0
Juvenile	1	0	0	0	0	0	0	8	0	0	8	0	0	1	6	0	0	0	0	0	0	0
Total	4	3	11	1	0	0	0	9	0	0	9	0	0	3	10	0	12	0	0	0	0	0
Nicollet																						
Felony	1	30	1	0	10	0	2	1	0	0	8	4	0	1	48	4	4	1	1	0	0	0
Gross Misd.	0	0	158	1	2	0	0	4	0	0	5	0	0	1	1	18	0	0	0	0	0	0
Misdemeanor	13	1	239	0	0	0	0	2	0	0	3	0	1	0	6	2	11	0	0	0	0	0
Juvenile	22	6	8	0	1	0	0	58	0	0	16	1	0	3	37	0	4	2	2	0	0	0
Total	36	37	406	1	13	0	2	65	0	0	32	5	1	5	92	7	37	3	3	0	0	0
Nobles (CCA)																						
Felony	5	27	2	9	12	1	0	0	2	0	6	0	2	2	20	13	4	4	4	0	0	0
Gross Misd.	6	1	102	1	2	1	0	0	0	0	5	0	0	0	6	5	22	1	4	0	0	0
Misdemeanor	53	1	105	0	0	0	0	15	0	0	4	0	0	1	37	11	164	1	0	0	0	0
Juvenile	27	4	2	1	0	0	0	33	0	0	8	0	0	1	11	7	18	9	2	0	0	0
Total	91	33	211	11	14	2	0	48	2	0	23	0	2	4	74	36	208	15	10	0	0	0
Non-Minnesota Cty.																						
Felony	0	0	0	0	0	0	0	0	0	0	0	0	0	0	1	0	0	0	0	0	0	0
Gross Misd.	0	0	1	0	0	0	0	0	0	0	0	0	0	0	0	0	0	0	0	0	0	0
Misdemeanor	1	0	0	0	0	0	0	0	0	0	0	0	0	0	0	0	0	0	0	0	0	0
Juvenile	0	4	0	0	0	0	0	5	0	0	0	0	0	0	2	0	0	0	0	0	0	0
Total	1	4	1	0	0	0	0	5	0	0	0	0	0	0	3	0	0	0	0	0	0	0
Norman (CCA)																						
Felony	0	15	0	0	0	0	0	0	0	0	2	0	0	1	2	12	0	0	0	0	0	0
Gross Misd.	0	0	33	0	0	0	0	0	0	0	1	0	0	0	1	1	7	0	0	0	0	0
Misdemeanor	3	0	1	0	0	0	0	0	0	0	0	0	0	0	0	2	2	0	0	0	0	0
Juvenile	0	0	0	0	0	0	0	5	0	0	0	0	0	0	2	0	0	0	1	0	0	0
Total	3	15	34	0	0	0	0	5	0	0	3	0	0	1	5	15	9	0	1	0	0	0
Olmsted (CCA)																						
Felony	4	134	14	24	45	0	1	2	2	0	22	23	3	24	146	35	3	22	6	0	0	0
Gross Misd.	15	0	506	6	3	0	0	2	0	1	15	0	2	4	32	15	34	0	1	0	0	0
Misdemeanor	97	14	374	1	0	0	0	47	0	0	11	0	1	5	33	7	104	6	1	0	0	0
Juvenile	89	15	4	4	6	0	0	133	3	0	47	12	0	20	119	8	7	48	13	0	0	0
Total	205	163	898	35	54	0	1	184	5	1	95	35	6	53	330	65	148	76	21	0	0	0
Otter Tail																						
Felony	4	79	0	12	24	3	0	1	3	0	10	1	1	16	124	37	6	25	4	0	0	0
Gross Misd.	0	1	52	0	0	0	0	0	1	0	2	0	0	1	10	3	1	0	1	0	0	0
Misdemeanor	8	0	6	0	0	0	0	0	0	3	1	0	0	0	3	0	1	1	0	0	0	0
Juvenile	13	12	1	1	5	0	0	66	0	0	11	1	0	8	29	4	16	16	3	0	0	0
Total	25	92	59	13	29	3	0	67	4	3	24	2	1	25	166	44	24	42	8	0	0	0
Pennington																						
Felony	0	31	0	1	5	0	1	0	1	0	10	0	0	7	11	17	0	3	2	0	0	0
Gross Misd.	0	0	10	0	0	0	0	0	0	0	4	0	0	0	0	1	1	0	0	0	0	0
Misdemeanor	0	1	0	0	0	0	0	0	0	0	0	0	0	0	0	1	0	0	0	0	0	0
Juvenile	8	4	0	1	0	0	0	0	0	0	9	0	0	0	11	0	1	11	0	0	0	0
Total	8	36	10	2	5	0	1	0	1	0	23	0	0	7	22	19	2	14	2	0	0	0
Pine																						
Felony	0	27	0	6	11	1	1	0	0	0	8	2	3	14	36	5	3	14	2	0	0	0
Gross Misd.	2	0	149	5	1	0	3	5	0	0	4	0	0	3	9	0	89	0	1	0	0	0
Misdemeanor	51	17	186	0	1	0	0	7	0	0	12	0	0	1	9	23	191	3	0	0	0	0
Juvenile	20	7	4	1	5	0	0	66	0	1	24	2	0	4	20	2	19	18	5	0	0	0
Total	73	51	339	12	18	1	4	78	0	1	48	4	3	22	74	30	302	35	8	0	0	0
Pipestone																						
Felony	0	14	0	0	1	0	0	0	1	0	3	3	0	0	17	3	0	0	1	0	0	0
Gross Misd.	2	1	32	2	1	0	0	1	0	0	3	0	0	0	4	0	10	0	1	0	0	0
Misdemeanor	3	0	12	0	0	0	0	2	0	0	3	0	0	0	0	3	11	0	1	0	0	0
Juvenile	2	2	1	0	0	0	0	32	0	0	5	0	0	0	19	0	0	3	1	0	0	0
Total	7	17	45	2	2	0	0	35	1	0	14	3	0	0	40	6	21	3	4	0	0	0

	1999 Year-end Population	2000 Entries	2000 Removals	2000 Year-end Population	Male	Female	White	Black	American Indian	Asian/Pacific Islander	Other Race	Unknown Race	Hispanic	Not Hispanic	Arson	Assault	Burglary	Crime Against Family	Crime Against Justice	Crime Against Government	Criminal Sexual Conduct	
Polk (CCA)																						
Felony	482	161	222	420	313	107	389	5	24	1	1	0	89	331	1	61	66	3	8	1	40	
Gross Misd.	421	204	200	427	349	78	401	1	24	1	0	0	47	380	0	13	0	4	39	21	2	
Misdemeanor	41	67	79	28	17	11	26	0	2	0	0	0	8	20	0	5	0	2	4	6	0	
Juvenile	119	155	164	110	82	28	102	1	7	0	0	0	28	82	0	21	17	0	5	1	2	
Total	1063	587	665	985	761	224	918	7	57	2	1	0	172	813	1	100	83	9	56	29	44	
Pope																						
Felony	36	11	10	37	32	5	37	0	0	0	0	0	0	37	0	3	4	0	1	0	6	
Gross Misd.	11	21	1	31	24	7	29	0	0	0	2	0	0	31	0	2	0	0	1	0	2	
Misdemeanor	1	41	2	40	35	5	37	0	0	0	3	0	0	40	0	4	0	0	2	5	0	
Juvenile	28	44	42	30	21	9	30	0	0	0	0	0	0	30	0	8	1	0	0	0	0	
Total	76	117	55	138	112	26	133	0	0	0	5	0	0	138	0	17	5	0	4	5	8	
Ramsey (CCA)																						
Felony	6090	1510	1600	6077	4460	1617	2935	2290	64	199	589	0	332	5745	20	447	261	28	27	1	454	
Gross Misd.	2582	1148	1029	2747	2228	519	1962	458	39	36	252	0	175	2572	1	122	5	49	176	11	22	
Misdemeanor	5246	4389	4235	5277	4029	1248	3518	942	49	189	579	0	426	4851	4	562	0	0	297	217	0	
Juvenile	1720	2246	2132	1834	1302	532	875	553	58	310	0	38	143	1653	17	395	105	1	414	3	87	
Total	15638	9293	8996	15935	12019	3916	9290	4243	210	734	1420	38	1076	14821	42	1526	371	78	914	232	563	
Red Lake (CCA)																						
Felony	13	10	2	21	18	3	21	0	0	0	0	0	0	21	0	5	2	0	0	0	3	
Gross Misd.	6	6	5	7	4	3	7	0	0	0	0	0	1	6	0	0	0	0	1	1	0	
Misdemeanor	3	3	4	2	1	1	2	0	0	0	0	0	0	2	0	0	0	0	0	1	0	
Juvenile	16	33	26	23	16	7	23	0	0	0	0	0	0	23	0	4	1	0	0	0	0	
Total	38	52	37	53	39	14	53	0	0	0	0	0	1	52	0	9	3	0	1	2	3	
Redwood																						
Felony	95	38	40	93	71	22	73	2	18	0	0	0	2	91	1	12	9	0	1	1	15	
Gross Misd.	102	63	69	96	76	20	71	2	21	1	1	0	0	96	0	4	1	3	6	1	1	
Misdemeanor	133	77	97	114	94	20	91	2	18	0	3	0	3	111	0	32	0	0	1	3	0	
Juvenile	95	76	71	99	65	34	64	3	30	1	1	0	4	95	0	28	6	0	4	27	9	
Total	425	254	277	402	306	96	299	9	87	2	5	0	9	393	1	76	16	3	12	32	25	
Renville																						
Felony	77	26	27	77	61	16	75	1	0	0	1	0	9	68	2	11	9	0	0	0	11	
Gross Misd.	62	29	59	34	26	8	33	0	1	0	0	0	3	31	0	1	1	1	2	1	0	
Misdemeanor	80	64	85	56	45	11	56	0	0	0	0	0	2	54	0	12	0	0	0	1	0	
Juvenile	22	32	33	21	16	5	19	0	0	0	2	0	0	21	0	4	6	0	0	1	1	
Total	241	151	204	188	148	40	183	1	1	0	3	0	14	174	2	28	16	1	2	3	12	
Rice (CCA)																						
Felony	312	105	90	336	276	60	265	14	3	3	51	0	0	336	8	57	68	0	7	0	37	
Gross Misd.	323	158	154	331	270	61	286	2	1	0	42	0	0	331	0	13	4	1	16	3	2	
Misdemeanor	289	253	207	322	245	77	247	4	0	2	69	0	0	322	0	56	0	1	22	22	0	
Juvenile	206	155	188	173	134	39	143	1	0	4	25	0	0	173	7	30	12	0	4	60	7	
Total	1130	671	639	1162	925	237	941	21	4	9	187	0	0	1162	15	156	84	2	49	85	46	
Rock (CCA)																						
Felony	33	12	12	32	24	8	31	1	0	0	0	0	1	31	0	2	4	0	0	1	4	
Gross Misd.	49	14	24	41	36	5	36	3	1	1	0	0	2	39	0	1	0	2	1	0	0	
Misdemeanor	94	60	62	91	65	26	82	4	3	1	1	0	7	84	0	8	0	0	2	1	0	
Juvenile	23	11	16	18	14	4	17	1	0	0	0	0	0	18	0	2	6	0	1	1	1	
Total	199	97	114	182	139	43	166	9	4	2	1	0	10	172	0	13	10	2	4	3	5	
Roseau																						
Felony	67	37	28	75	55	20	67	0	7	1	0	0	3	72	1	8	21	1	1	2	10	
Gross Misd.	29	13	18	24	20	4	18	1	5	0	0	0	0	24	0	2	2	0	1	0	5	
Misdemeanor	4	6	5	6	3	3	5	0	0	0	1	0	0	6	0	1	0	0	0	0	0	
Juvenile	66	18	53	31	24	7	25	0	4	2	0	0	0	31	1	8	6	0	2	3	2	
Total	166	74	104	136	102	34	115	1	16	3	1	0	3	133	2	19	29	1	4	5	17	
Scott																						
Felony	461	184	175	466	363	103	399	41	13	12	1	0	8	458	5	51	44	3	3	0	30	
Gross Misd.	729	384	407	724	582	142	636	19	31	7	31	0	32	692	0	42	2	1	74	6	3	
Misdemeanor	980	847	865	948	781	167	802	37	25	28	56	0	82	866	0	158	0	0	45	3	0	
Juvenile	271	431	475	227	174	53	212	2	11	1	1	0	5	222	4	46	10	0	17	0	6	
Total	2441	1846	1922	2365	1900	465	2049	99	80	48	89	0	127	2238	9	297	56	4	139	9	39	

	Disturbing Peace	Drugs	DWI	Escape/Flight	Forgery	Gambling	Homicide	Juvenile Status Offense	Kidnapping	Obscenity	Property Damage	Robbery	Sex Related	Stolen Property	Theft	Theft Related	Traffic (exclude DWI)	Vehicle Theft	Weapons	Other	Unknown
Polk (CCA)																					
Felony	8	111	2	5	17	0	2	0	1	1	6	3	1	8	63	69	0	4	1	0	0
Gross Misd.	4	0	312	4	4	0	0	0	0	1	18	0	1	1	15	14	43	0	1	0	0
Misdemeanor	1	0	4	0	0	0	0	0	0	0	2	0	0	0	4	0	7	0	0	0	0
Juvenile	13	5	2	0	1	0	0	59	0	1	12	1	0	4	37	1	6	8	4	0	0
Total	26	116	320	9	22	0	2	59	1	3	38	4	2	13	119	84	56	12	6	0	0
Pope																					
Felony	3	8	0	1	4	0	0	0	0	0	0	0	0	2	7	1	0	0	1	0	0
Gross Misd.	0	0	23	0	0	0	0	0	0	0	1	0	0	0	2	0	1	0	0	0	0
Misdemeanor	3	1	22	0	0	0	0	0	0	0	0	0	0	0	1	0	5	0	0	0	0
Juvenile	0	0	0	0	0	0	0	11	0	0	0	0	0	0	7	0	0	0	0	0	0
Total	6	9	45	1	4	0	0	11	0	0	1	0	0	2	17	1	6	0	1	0	0
Ramsey (CCA)																					
Felony	338	2168	0	124	455	1	30	118	23	0	146	155	34	94	767	674	27	258	104	0	0
Gross Misd.	22	0	2451	22	44	0	0	48	0	0	42	0	45	14	149	16	71	0	51	0	0
Misdemeanor	523	27	3168	0	10	1	0	145	1	0	138	0	253	20	484	7	1048	13	15	0	0
Juvenile	56	68	0	25	4	0	4	227	2	0	61	43	6	3	79	8	10	78	35	6	97
Total	939	2263	5619	171	513	2	34	538	26	0	387	198	338	131	1479	705	1156	349	205	6	97
Red Lake (CCA)																					
Felony	0	8	1	0	1	0	0	0	0	0	0	2	0	1	0	3	0	0	0	0	0
Gross Misd.	0	0	8	0	0	0	0	0	0	0	0	0	0	0	0	1	0	0	0	0	0
Misdemeanor	0	0	0	0	0	0	0	0	0	0	0	0	0	0	2	0	0	0	0	0	0
Juvenile	1	1	0	0	0	0	0	13	0	0	4	0	0	3	7	0	1	0	0	0	0
Total	1	9	9	0	1	0	0	13	0	0	4	2	0	4	9	4	1	0	0	0	0
Redwood																					
Felony	0	24	0	4	8	0	1	0	2	0	3	0	0	2	23	4	3	1	0	0	0
Gross Misd.	5	1	54	1	0	0	0	2	0	0	2	0	0	0	4	7	10	1	1	0	0
Misdemeanor	12	2	56	0	0	0	0	4	0	0	3	0	0	0	5	5	9	1	1	0	0
Juvenile	13	8	3	1	2	0	0	13	0	1	16	1	0	1	21	2	10	7	1	0	0
Total	30	35	113	6	10	0	1	19	2	1	24	1	0	3	53	18	32	10	3	0	0
Renville																					
Felony	2	16	0	3	6	0	1	0	0	0	3	2	0	2	8	2	1	3	0	0	0
Gross Misd.	0	1	20	2	0	0	0	0	0	0	1	0	0	1	0	1	6	0	0	0	0
Misdemeanor	5	0	34	0	0	0	0	0	0	0	1	0	0	1	2	0	0	0	1	0	0
Juvenile	1	0	0	0	1	0	0	4	0	0	3	0	0	0	2	0	1	0	0	0	0
Total	8	17	54	5	7	0	1	4	0	0	8	2	0	4	12	3	8	3	1	0	0
Rice (CCA)																					
Felony	0	67	0	11	18	0	2	0	2	0	7	2	0	14	45	16	5	21	3	0	0
Gross Misd.	0	0	279	4	10	0	0	2	0	0	5	0	0	2	27	1	35	3	0	0	0
Misdemeanor	24	6	190	1	0	0	0	1	1	0	10	0	2	0	26	0	56	3	1	0	0
Juvenile	6	27	10	2	2	0	0	6	0	0	28	2	0	3	42	6	8	25	2	0	0
Total	30	100	479	18	30	0	2	9	3	0	50	4	2	19	140	23	104	52	6	0	0
Rock (CCA)																					
Felony	1	11	1	0	2	0	0	0	0	0	2	0	0	0	3	2	0	0	0	0	0
Gross Misd.	0	1	32	0	0	0	0	0	0	0	0	0	0	0	1	3	2	0	0	0	0
Misdemeanor	4	0	35	0	0	0	0	6	0	0	3	0	0	1	3	8	32	0	0	0	0
Juvenile	0	0	0	0	0	0	0	2	0	0	4	0	0	1	1	0	4	2	0	0	0
Total	5	12	68	0	2	0	0	8	0	0	9	0	0	2	8	13	38	2	0	0	0
Roseau																					
Felony	0	12	0	2	6	0	0	0	0	0	7	0	0	2	14	4	0	4	4	0	0
Gross Misd.	0	0	9	1	3	0	0	0	0	0	2	0	1	1	2	3	4	0	0	0	0
Misdemeanor	1	0	4	0	0	0	0	0	0	0	0	0	0	0	1	0	1	0	0	0	0
Juvenile	4	2	0	1	0	0	0	0	0	0	5	0	0	0	3	2	3	1	1	0	0
Total	5	14	13	4	9	0	0	0	0	0	14	0	1	3	20	9	8	5	5	0	0
Scott																					
Felony	6	150	0	19	29	0	1	1	1	0	13	4	0	20	80	29	6	19	4	0	0
Gross Misd.	5	1	26	8	8	2	0	2	1	8	9	0	1	7	26	14	548	1	5	0	0
Misdemeanor	123	8	10	0	5	0	0	59	0	1	16	0	0	0	32	26	697	4	0	0	0
Juvenile	38	1	0	1	2	0	0	127	0	1	17	2	0	2	43	6	24	20	0	0	0
Total	172	160	36	28	44	2	1	189	2	10	55	6	1	29	181	75	1275	44	9	0	0

	1999 Year-end Population	2000 Entries	2000 Removals	2000 Year-end Population	Male	Female	White	Black	American Indian	Asian/Pacific Islander	Other Race	Unknown Race	Hispanic	Not Hispanic	Arson	Assault	Burglary	Crime Against Family	Crime Against Justice	Crime Against Government	Criminal Sexual Conduct	
Sherburne																						
Felony	293	166	149	310	246	64	290	4	4	1	11	0	0	310	3	44	18	1	6	0	14	
Gross Misd.	397	335	276	456	383	73	444	6	5	1	0	0	3	453	22	0	6	8	0	5	25	
Misdemeanor	397	738	567	568	466	102	559	8	1	0	0	0	6	562	76	0	6	2	0	5	80	
Juvenile	304	502	435	371	282	89	363	4	2	2	0	0	0	371	3	45	25	0	3	2	19	
Total	1391	1741	1427	1705	1377	328	1656	22	12	4	11	0	9	1696	104	89	55	11	9	12	138	
Sibley																						
Felony	87	24	39	71	60	11	69	2	0	0	0	0	13	58	1	8	9	0	3	1	8	
Gross Misd.	83	61	73	79	69	10	72	3	3	0	1	0	7	72	0	3	0	0	3	0	1	
Misdemeanor	98	77	99	69	59	10	64	1	0	0	4	0	7	62	0	12	0	0	4	3	0	
Juvenile	51	40	43	48	42	6	47	0	0	0	1	0	0	48	0	10	5	0	3	2	5	
Total	319	202	254	267	230	37	252	6	3	0	6	0	27	240	1	33	14	0	13	6	14	
St. Louis (CCA)																						
Felony	1614	485	503	1624	1297	327	1306	157	141	11	9	0	21	1603	11	246	198	6	19	2	193	
Gross Misd.	1362	637	599	1449	1200	249	1249	44	111	2	43	0	8	1441	0	67	2	14	127	11	8	
Misdemeanor	2103	2112	1780	2358	1807	551	1964	80	130	5	179	0	12	2346	0	298	0	2	90	59	3	
Juvenile	849	1178	1135	892	645	247	618	41	119	1	113	0	5	887	12	190	111	1	66	0	62	
Total	5928	4412	4017	6323	4949	1374	5137	322	501	19	344	0	46	6277	23	801	311	23	302	72	266	
Stearns (CCA)																						
Felony	885	252	266	892	666	226	731	120	18	20	3	0	20	872	5	140	110	4	21	1	105	
Gross Misd.	658	369	341	718	602	116	635	45	14	5	19	0	19	699	0	41	1	4	50	15	7	
Misdemeanor	969	1105	977	1045	812	233	921	66	8	8	42	0	33	1012	0	209	0	1	59	152	0	
Juvenile	309	509	474	343	261	82	290	26	5	1	21	0	1	342	1	73	38	0	13	0	19	
Total	2821	2235	2058	2998	2341	657	2577	257	45	34	85	0	73	2925	6	463	149	9	143	168	131	
Steele																						
Felony	140	51	41	150	121	29	130	16	0	2	2	0	12	138	1	20	18	0	2	0	14	
Gross Misd.	22	30	2	51	26	25	49	1	0	0	1	0	4	47	0	5	0	1	2	0	1	
Misdemeanor	8	24	0	31	13	18	30	1	0	0	0	0	4	27	0	6	0	1	1	0	0	
Juvenile	1	6	1	6	5	1	5	0	0	1	0	0	0	6	0	1	1	0	0	0	2	
Total	171	111	44	238	165	73	214	18	0	3	3	0	20	218	1	32	19	2	5	0	17	
Stevens																						
Felony	28	14	9	33	29	4	29	3	1	0	0	0	0	33	1	3	4	0	1	0	5	
Gross Misd.	1	3	0	4	2	2	4	0	0	0	0	0	0	4	0	1	0	0	0	0	0	
Misdemeanor	0	1	0	1	0	1	1	0	0	0	0	0	0	1	0	0	0	0	0	0	0	
Juvenile	27	45	53	19	13	6	19	0	0	0	0	0	0	19	0	1	2	0	0	0	0	
Total	56	63	62	57	44	13	53	3	1	0	0	0	0	57	1	5	6	0	1	0	5	
Swift (CCA)																						
Felony	13	4	11	6	5	1	6	0	0	0	0	0	1	5	0	0	2	0	0	0	1	
Gross Misd.	37	44	47	35	31	4	35	0	0	0	0	0	2	33	0	1	0	0	2	2	0	
Misdemeanor	77	89	109	56	44	12	55	1	0	0	0	0	1	55	0	7	0	0	0	6	0	
Juvenile	26	60	55	31	19	12	30	1	0	0	0	0	2	29	0	3	3	0	1	0	3	
Total	153	197	222	128	99	29	126	2	0	0	0	0	6	122	0	11	5	0	3	8	4	
Todd (CCA)																						
Felony	126	51	41	139	115	24	110	2	0	1	26	0	1	138	6	13	27	0	2	0	31	
Gross Misd.	123	39	56	105	88	17	97	1	0	0	7	0	2	103	0	6	1	2	9	2	5	
Misdemeanor	50	38	38	48	39	9	40	1	2	0	5	0	1	47	0	19	0	0	5	8	0	
Juvenile	2		2	0	0	0	0	0	0	0	0	0	0	0	0	0	0	0	0	0	0	
Total	301	128	137	292	242	50	247	4	2	1	38	0	4	288	6	38	28	2	16	10	36	
Traverse																						
Felony	6	7	3	10	6	4	9	0	1	0	0	0	0	10	0	1	1	0	0	0	2	
Gross Misd.	0	4	0	4	4	0	3	0	0	0	1	0	0	4	0	0	0	0	0	0	0	
Misdemeanor	0	8	0	8	8	0	5	0	0	0	3	0	0	8	0	3	0	0	0	0	0	
Juvenile	13	44	37	20	18	2	18	0	1	0	1	0	1	19	0	0	0	0	0	0	0	
Total	19	63	40	42	36	6	35	0	2	0	5	0	1	41	0	4	1	0	0	0	2	
Wabasha																						
Felony	45	21	16	50	45	5	50	0	0	0	0	0	1	49	0	8	10	2	2	0	14	
Gross Misd.	113	63	59	123	96	27	122	1	0	0	0	0	1	122	0	9	0	0	6	0	1	
Misdemeanor	183	201	196	182	138	44	180	1	1	0	0	0	6	176	0	33	0	0	10	23	1	
Juvenile	0	17	1	16	12	4	15	1	0	0	0	0	0	16	0	5	2	0	0	1	0	
Total	341	302	272	371	291	80	367	3	1	0	0	0	8	363	0	55	12	2	18	24	16	

	Disturbing Peace	Drugs	DWI	Escapes/Flight	Forgery	Gambling	Homicide	Juvenile Status: Offense	Kidnapping	Obscenity	Property Damage	Robbery	Sex Related	Stolen Property	Theft	Theft Related	Traffic (exclude DWI)	Vehicle Theft	Weapons	Other	Unknown
Sherburne																					
Felony	0	96	1	8	16	0	3	1	1	0	7	1	4	17	38	41	4	14	1	0	0
Gross Misd.	10	316	2	2	0	0	0	0	0	0	1	3	1	10	20	13	6	0	1	5	0
Misdemeanor	39	269	3	0	0	0	0	0	0	0	5	1	1	15	40	18	2	0	1	5	0
Juvenile	23	20	0	1	6	0	0	70	0	0	22	4	1	12	52	17	6	31	7	2	0
Total	72	701	6	11	22	0	3	71	1	0	35	9	7	54	150	89	18	45	10	12	0
Sibley																					
Felony	2	18	0	2	3	1	0	0	0	0	5	0	1	1	8	8	1	3	0	0	0
Gross Misd.	2	1	67	0	2	0	0	0	0	0	2	0	0	1	3	1	3	0	0	0	0
Misdemeanor	8	0	38	0	0	0	0	0	0	0	7	0	0	1	0	2	7	0	0	0	0
Juvenile	3	1	0	0	1	0	0	0	0	0	17	0	0	0	8	1	9	2	2	0	0
Total	15	20	105	2	6	1	0	0	0	0	31	0	1	3	19	12	20	5	2	0	0
St. Louis (CCA)																					
Felony	21	393	1	69	115	1	3	0	7	1	60	33	4	51	176	168	50	62	23	0	0
Gross Misd.	37	3	1118	18	11	0	0	0	1	1	14	0	4	5	30	22	160	2	9	0	0
Misdemeanor	211	26	1353	2	3	0	0	198	0	8	40	0	0	2	90	54	431	4	2	0	0
Juvenile	95	51	2	34	6	0	0	527	0	6	117	6	0	19	150	73	49	105	19	0	0
Total	364	473	2474	123	135	1	3	725	8	16	231	39	8	77	446	317	690	173	53	0	0
Stearns (CCA)																					
Felony	2	150	2	23	113	0	5	0	0	0	20	17	2	44	160	122	11	21	4	0	0
Gross Misd.	3	0	622	9	13	0	0	0	0	1	4	0	0	6	24	10	68	0	1	0	0
Misdemeanor	192	16	541	1	0	0	0	0	0	3	37	0	1	0	53	7	164	2	3	0	0
Juvenile	47	28	3	4	3	0	0	98	0	1	39	5	0	17	88	4	25	31	11	0	0
Total	244	194	1168	37	129	0	5	98	0	5	100	22	3	67	325	143	268	54	19	0	0
Steele																					
Felony	0	46	0	7	12	0	0	0	1	0	2	3	0	7	26	8	3	5	1	0	0
Gross Misd.	0	0	38	0	1	0	0	0	0	0	0	0	0	4	0	2	0	0	0	0	0
Misdemeanor	5	0	19	0	0	0	0	0	0	0	0	0	0	1	0	4	1	0	0	0	0
Juvenile	0	0	0	0	1	0	0	0	0	0	0	0	0	1	0	0	0	0	0	0	0
Total	5	46	57	7	14	0	0	0	1	0	2	3	0	7	32	8	9	6	1	0	0
Stevens																					
Felony	0	9	0	1	2	0	0	0	0	0	0	0	0	1	4	5	0	0	0	0	0
Gross Misd.	0	0	3	0	0	0	0	0	0	0	0	0	0	0	1	0	0	0	0	0	0
Misdemeanor	0	0	1	0	0	0	0	0	0	0	0	0	0	0	0	0	0	0	0	0	0
Juvenile	0	0	0	0	0	0	0	11	0	0	1	0	0	0	0	2	0	0	1	1	0
Total	0	9	4	1	2	0	0	11	0	0	1	0	0	1	5	7	0	0	1	1	0
Swift (CCA)																					
Felony	0	2	0	0	0	0	0	0	0	0	1	0	0	0	0	1	0	0	0	0	0
Gross Misd.	0	0	27	0	0	0	0	0	0	0	1	0	0	0	0	0	2	0	0	0	0
Misdemeanor	6	0	21	0	0	0	0	1	0	0	1	0	0	0	2	4	10	0	0	0	0
Juvenile	7	0	0	0	0	0	0	16	0	0	5	0	0	0	5	1	5	1	0	0	0
Total	13	2	48	0	0	0	0	17	0	0	8	0	0	0	7	6	17	1	0	0	0
Todd (CCA)																					
Felony	0	24	0	4	1	0	2	1	1	0	3	1	0	5	31	13	1	0	1	0	0
Gross Misd.	0	0	69	3	1	0	0	0	0	0	6	0	0	1	7	6	4	0	3	0	0
Misdemeanor	6	4	6	0	0	0	0	1	0	0	1	0	1	1	18	0	7	0	0	0	0
Juvenile	0	0	0	0	0	0	0	0	0	0	0	0	0	0	0	0	0	0	0	0	0
Total	6	28	75	7	2	0	2	2	1	0	10	1	1	7	56	19	12	0	4	0	0
Traverse																					
Felony	0	2	0	0	1	0	0	0	0	0	0	0	0	1	1	1	0	2	0	0	0
Gross Misd.	0	0	4	0	0	0	0	0	0	0	0	0	0	0	0	0	0	0	0	0	0
Misdemeanor	0	0	4	1	0	0	0	0	0	0	0	0	0	0	0	0	0	0	0	0	0
Juvenile	1	0	0	0	0	0	0	15	0	0	0	0	1	0	2	0	0	1	0	0	0
Total	1	2	8	1	1	0	0	15	0	0	0	0	1	1	3	1	0	3	0	0	0
Wabasha																					
Felony	0	10	0	3	0	0	2	0	0	0	2	0	0	0	14	0	2	0	2	0	0
Gross Misd.	0	0	100	0	1	0	0	1	0	0	4	0	0	1	3	0	7	1	0	0	0
Misdemeanor	11	4	104	1	1	0	0	2	0	0	2	0	0	1	12	0	20	0	1	0	0
Juvenile	3	1	0	0	1	0	0	3	0	0	1	0	0	0	3	0	0	0	0	0	0
Total	14	15	204	4	3	0	2	6	0	0	9	0	0	2	32	0	29	1	3	0	0

	1999 Year-end Population	2000 Entries	2000 Removals	2000 Year-end Population	Male	Female	White	Black	American Indian	Asian/Pacific Islander	Other Race	Unknown Race	Hispanic	Not Hispanic	Arson	Assault	Burglary	Crime Against Family	Crime Against Justice	Crime Against Government	Criminal Sexual Conduct
Wadena (CCA)																					
Felony	120	31	45	107	80	27	100	3	4	0	0	0	1	106	1	11	12	1	0	0	23
Gross Misd.	21	27	18	30	24	6	29	1	0	0	0	0	0	30	0	5	0	0	0	1	1
Misdemeanor	21	18	15	23	20	3	22	1	0	0	0	0	0	23	0	15	0	0	2	0	0
Juvenile	42	28	35	35	30	5	34	0	0	0	1	0	1	34	0	9	5	0	1	1	5
Total	204	104	113	195	154	41	185	5	4	0	1	0	2	193	1	40	17	1	3	2	29
Waseca																					
Felony	40	49	30	59	44	15	53	4	1	0	1	0	5	54	2	9	6	3	0	0	7
Gross Misd.	74	51	37	88	68	20	82	4	1	0	0	1	8	79	0	5	0	6	6	0	0
Misdemeanor	119	131	135	115	94	21	111	3	1	0	1	0	8	107	0	18	0	1	12	11	0
Juvenile	60	102	89	73	50	23	71	2	0	0	0	0	3	70	1	11	6	0	3	13	5
Total	293	333	291	335	256	79	317	13	3	0	2	1	24	310	3	43	12	10	21	24	12
Washington (CCA)																					
Felony	1289	396	360	1345	1066	279	1161	151	18	11	4	0	31	1314	6	138	99	6	22	5	102
Gross Misd.	1191	502	461	1273	1080	193	1178	58	22	5	10	0	36	1237	0	41	8	8	79	10	7
Misdemeanor	4221	2264	2284	4141	3312	829	3696	250	54	37	104	0	141	4000	2	268	1	4	152	103	0
Juvenile	228	390	350	267	225	42	244	13	1	5	4	0	11	256	5	73	24	0	21	1	10
Total	6929	3552	3455	7026	5683	1343	6279	472	95	58	122	0	219	6807	13	520	132	18	274	119	119
Watsonwan																					
Felony	94	22	45	71	54	17	63	5	0	2	1	0	30	41	0	13	6	0	2	0	7
Gross Misd.	85	25	55	58	49	9	56	0	1	0	1	0	17	41	0	2	0	1	5	3	3
Misdemeanor	150	64	121	89	73	16	85	1	1	2	0	0	35	54	0	35	0	0	8	5	0
Juvenile	57	28	44	42	30	12	42	0	0	0	0	0	13	29	0	15	0	0	1	1	5
Total	386	139	265	260	206	54	246	6	2	4	2	0	95	165	0	65	6	1	16	9	15
Wilkin																					
Felony	70	7	12	65	51	14	64	0	0	0	1	0	1	64	0	4	13	0	0	0	8
Gross Misd.	16	10	0	26	24	2	24	0	0	0	2	0	2	24	0	1	1	0	0	1	0
Misdemeanor	60	5	0	65	53	12	63	0	0	0	2	0	2	63	0	8	0	0	0	0	0
Juvenile	41	74	83	32	27	5	31	0	0	0	1	0	1	31	0	3	1	0	0	0	0
Total	187	96	95	188	155	33	182	0	0	0	6	0	6	182	0	16	15	0	0	1	8
Winona																					
Felony	255	109	105	261	217	44	235	22	2	2	0	0	1	260	1	42	37	1	13	2	36
Gross Misd.	214	176	153	244	213	31	223	7	0	1	13	0	7	237	0	21	0	4	24	5	0
Misdemeanor	380	402	328	444	359	85	389	17	0	9	29	0	12	432	0	55	0	0	21	11	0
Juvenile	128	148	136	141	106	35	121	13	0	2	5	0	0	141	0	32	8	0	24	5	2
Total	977	835	722	1090	895	195	968	59	2	14	47	0	20	1070	1	150	45	5	82	23	38
Wright																					
Felony	427	195	155	464	358	106	430	20	5	2	7	0	5	459	2	40	54	2	3	2	64
Gross Misd.	632	279	237	698	589	109	654	15	23	1	5	0	9	689	0	44	3	4	19	30	14
Misdemeanor	1008	854	769	1072	846	226	1022	24	14	8	4	0	35	1037	0	178	0	0	67	178	0
Juvenile	515	482	549	448	341	107	440	5	3	0	0	0	8	440	4	63	59	1	11	2	27
Total	2582	1810	1710	2682	2134	548	2546	64	45	11	16	0	57	2625	6	325	116	7	100	212	105
Yellow Medicine (CCA)																					
Felony	23	17	19	21	16	5	21	0	0	0	0	0	1	20	0	2	2	0	0	0	2
Gross Misd.	43	34	35	48	36	12	42	0	6	0	0	0	1	47	0	1	2	0	0	1	1
Misdemeanor	76	82	99	53	42	11	49	0	3	1	0	0	5	48	0	3	0	0	2	1	0
Juvenile	25	55	47	33	25	8	27	0	6	0	0	0	1	32	0	5	3	0	0	0	1
Total	167	188	200	155	119	36	139	0	15	1	0	0	8	147	0	11	7	0	2	2	4

	Disturbing Peace	Drugs	DWI	Escape/Flight	Forgery	Gambling	Homicide	Juvenile Status: Offense	Kidnapping	Obscenity	Property Damage	Robbery	Sex Related	Stolen Property	Theft	Theft Related	Traffic (exclude DWI)	Vehicle Theft	Weapons	Other	Unknown
Wadena (CCA)																					
Felony	0	13	0	6	6	0	0	0	0	0	5	0	0	2	25	15	2	4	0	0	0
Gross Misd.	0	0	6	1	1	0	0	0	0	0	2	0	0	0	6	2	16	0	0	0	0
Misdemeanor	1	1	8	0	0	0	0	2	0	0	1	0	0	0	18	1	3	0	0	0	0
Juvenile	1	0	0	1	0	0	0	6	0	0	2	0	0	0	7	1	0	1	3	0	0
Total	2	14	14	8	7	0	0	8	0	0	10	0	0	2	56	19	21	5	3	0	0
Waseca																					
Felony	1	16	0	1	4	0	0	0	0	1	2	2	0	0	9	0	0	2	2	0	0
Gross Misd.	2	2	65	1	0	0	0	0	0	0	0	0	0	0	2	3	2	0	0	0	0
Misdemeanor	12	3	43	0	0	0	0	0	0	0	0	0	0	1	6	1	6	1	0	0	0
Juvenile	2	2	0	0	0	0	0	4	0	0	2	0	2	0	10	2	4	1	4	0	1
Total	17	23	108	2	4	0	0	4	0	1	4	2	2	1	27	6	12	4	6	0	1
Washington (CCA)																					
Felony	7	473	14	36	94	1	1	0	4	0	41	13	8	57	155	128	9	51	19	0	0
Gross Misd.	11	3	1044	9	16	1	0	0	4	2	14	0	3	7	31	11	162	3	3	0	0
Misdemeanor	232	47	1962	3	7	1	0	32	0	5	37	0	5	9	156	148	1595	5	6	0	0
Juvenile	47	14	10	0	2	0	1	87	0	0	27	3	0	7	59	0	24	19	9	0	0
Total	297	537	3030	48	119	3	2	119	8	7	119	16	16	80	401	287	1790	78	37	0	0
Watsonwan																					
Felony	3	17	0	1	2	0	0	0	1	0	6	0	1	3	16	2	0	2	0	0	0
Gross Misd.	0	0	39	1	1	0	0	0	0	0	1	0	0	0	4	6	3	0	0	0	0
Misdemeanor	7	2	44	0	0	0	0	0	0	0	6	0	0	2	2	3	12	0	1	0	0
Juvenile	5	0	2	1	0	0	0	0	0	0	10	0	0	2	13	0	3	3	2	0	0
Total	15	19	85	3	3	0	0	0	1	0	23	0	1	7	35	11	18	5	3	0	0
Wilkin																					
Felony	0	16	2	0	1	0	0	0	0	0	3	1	0	2	12	3	4	3	1	0	0
Gross Misd.	0	0	21	0	0	0	0	0	0	0	1	0	0	0	2	0	0	1	1	0	0
Misdemeanor	2	1	38	0	3	0	0	11	0	0	0	0	0	0	0	2	8	0	0	0	0
Juvenile	1	1	0	0	0	0	0	18	0	0	3	0	0	0	2	0	0	0	0	0	0
Total	3	18	61	0	4	0	0	29	0	0	7	1	0	2	16	5	12	4	2	0	0
Winona																					
Felony	2	68	3	14	22	2	4	1	3	0	10	1	0	12	35	11	3	10	1	0	0
Gross Misd.	0	0	180	1	0	0	0	1	0	0	5	0	0	2	6	2	20	2	2	0	0
Misdemeanor	25	17	227	1	1	0	0	0	0	0	13	0	0	4	25	14	130	1	0	0	0
Juvenile	21	21	0	0	3	0	0	0	0	1	20	0	0	5	35	1	29	12	1	0	0
Total	48	106	410	16	26	2	4	2	3	1	48	1	0	23	101	28	182	25	4	0	0
Wright																					
Felony	2	171	0	6	28	0	5	1	0	1	9	1	4	18	88	20	11	13	1	0	0
Gross Misd.	1	0	476	15	2	0	0	3	1	1	10	0	0	2	48	6	69	4	4	0	0
Misdemeanor	98	11	442	1	0	0	0	1	0	5	15	0	0	5	48	20	170	2	1	0	0
Juvenile	35	48	1	5	4	0	0	150	0	3	51	0	0	25	74	5	19	27	7	0	0
Total	136	230	919	27	34	0	5	155	1	10	85	1	4	50	258	51	269	46	13	0	0
Yellow Medicine (CCA)																					
Felony	1	3	0	3	0	0	0	0	0	0	1	0	0	0	3	2	0	1	1	0	0
Gross Misd.	0	0	41	0	0	0	0	0	0	0	1	0	0	0	2	0	1	1	0	0	0
Misdemeanor	3	1	43	0	0	0	0	2	0	0	0	0	0	0	0	0	5	1	1	0	0
Juvenile	2	1	0	0	2	0	0	16	0	0	5	0	0	1	3	0	4	5	0	0	0
Total	6	5	84	3	2	0	0	18	0	0	7	0	0	1	8	2	10	8	2	0	0

	1999 Year-end Population	2000 Entries	2000 Removals	2000 Year-end Population	Male	Female	White	Black	American Indian	Asian/Pacific Islander	Other Race	Unknown Race	Hispanic	Not Hispanic	Arson	Assault	Burglary	Crime Against Family	Crime Against Justice	Crime Against Government	Criminal Sexual Conduct
Non-CCA Counties																					
Felony	8466	3692	3324	8838	7020	1818	7621	327	708	67	115	0	315	8523	66	1093	1211	47	145	23	1009
Gross Misd.	7938	4789	4404	8468	6995	1473	7504	161	483	29	287	4	311	8153	28	434	43	65	427	165	106
Misdemeanor	14738	11820	11260	15088	11964	3124	13272	447	324	120	925	0	643	14445	81	1962	8	18	625	703	92
Juvenile	5083	5616	5737	4964	3768	1196	4203	66	398	21	269	7	155	4802	71	1050	611	5	266	206	260
Total	36225	25917	24725	37358	29747	7611	32600	1001	1913	237	1596	11	1424	35923	246	4539	1873	135	1463	1097	1467
Twin Cities Metropolitan Area (7 Counties)																					
Felony	23817	8446	10215	22192	17178	5014	12587	7652	513	483	861	96	862	21330	114	2607	1318	100	232	43	1683
Gross Misd.	16386	8793	8741	16634	13585	3049	12954	2081	413	191	903	92	686	15948	3	1015	43	226	741	123	121
Misdemeanor	30092	24111	23055	30778	24333	6445	21408	4195	569	595	3829	182	1521	29257	9	4113	2	10	947	798	25
Juvenile	8394	8539	8553	8592	6404	2188	4625	2631	438	645	43	210	525	8029	109	2661	1057	8	780	322	654
Total	78689	49889	50564	78196	61500	16696	51574	16559	1933	1914	5636	580	3594	74564	235	10396	2420	344	2700	1286	2483
Non-Metro Counties																					
Felony	13971	5519	5092	14512	11513	2999	12339	768	999	149	257	0	629	13883	106	1831	2030	59	220	30	1820
Gross Misd.	12085	7144	6259	13255	11031	2224	11721	321	739	59	411	4	497	12754	29	651	61	119	782	303	156
Misdemeanor	16606	16125	14524	17811	13958	3853	15535	453	506	121	1197	0	947	16864	79	2566	9	29	799	1149	96
Juvenile	7857	9320	9072	8103	6077	2026	6715	220	596	75	490	7	309	7787	108	1684	968	6	418	367	482
Total	50519	38108	34947	53681	42579	11102	46310	1762	2840	404	2355	11	2382	51288	322	6732	3068	213	2219	1849	2554
Minnesota																					
Felony	37788	13965	15307	36704	28691	8013	24926	8420	1512	632	1118	96	1491	35213	220	4438	3348	159	452	73	3503
Gross Misd.	28471	15937	15000	29889	24616	5273	24675	2402	1152	250	1314	96	1183	28702	32	1666	104	345	1523	426	277
Misdemeanor	46698	40236	37579	48589	38291	10298	36943	4648	1075	716	5026	182	2468	46121	88	6679	11	39	1746	1947	121
Juvenile	16251	17859	17625	16695	12481	4214	11340	2851	1034	720	533	217	834	15816	217	4345	2025	14	1198	689	1136
Total	129208	87997	85511	131877	104079	27798	97884	18321	4773	2318	7991	591	5976	125852	557	17128	5488	557	4919	3135	5037

	Disturbing Peace	Drugs	DWI	Escape/Flight	Forgery	Gambling	Homicide	Juvenile Status: Offense	Kidnapping	Obscenity	Property Damage	Robbery	Sex Related	Stolen Property	Theft	Theft Related	Traffic (exclude DWI)	Vehicle Theft	Weapons	Other	Unknown
Non-CCA Counties																					
Felony	63	2224	21	314	498	11	53	9	31	3	281	79	23	335	1448	702	160	359	113	0	0
Gross Misd.	96	337	4828	89	85	3	9	60	4	14	148	3	13	77	363	173	1778	24	43	7	0
Misdemeanor	1223	467	5955	12	29	1	0	345	0	18	227	1	11	59	673	442	4682	43	25	7	0
Juvenile	589	330	56	48	73	0	0	1219	3	13	625	24	14	176	1046	80	433	484	128	3	1
Total	1971	3358	10860	463	685	15	62	1633	38	48	1281	107	61	647	3530	1397	7053	910	309	17	1
Twin Cities Metropolitan Area (7 Counties)																					
Felony	519	7755	460	686	1582	19	78	128	103	12	534	544	102	565	2353	2177	328	754	343	78	767
Gross Misd.	581	22	12665	80	188	5	2	80	8	37	238	0	132	92	548	329	1704	8	134	42	305
Misdemeanor	2190	313	15672	14	26	4	0	550	1	33	533	0	334	72	1303	579	7947	55	48	44	295
Juvenile	653	981	88	296	86	1	55	2036	32	10	682	633	16	197	951	746	145	752	214	21	576
Total	3943	9071	28885	1076	1882	29	135	2794	144	92	1987	1177	584	926	5155	3831	10124	1569	739	185	1943
Non-Metro Counties																					
Felony	96	3548	47	521	895	17	77	18	54	5	450	163	41	543	2274	1305	243	537	166	0	0
Gross Misd.	185	343	9006	168	155	4	9	68	4	10	233	3	21	115	603	289	1770	32	67	7	0
Misdemeanor	1614	533	8254	20	73	0	0	746	1	23	340	2	17	76	907	395	3991	66	31	7	0
Juvenile	971	563	97	104	103	0	1	2486	6	21	1014	52	17	285	1711	198	640	799	205	3	1
Total	2866	4987	17404	813	1226	21	87	3318	65	59	2037	220	96	1019	5495	2187	6644	1434	469	17	1
Minnesota																					
Felony	615	11303	507	1207	2477	36	155	146	157	17	984	707	143	1108	4627	3482	571	1291	509	78	767
Gross Misd.	766	365	21671	248	343	9	11	148	12	47	471	3	153	207	1151	618	3474	40	201	49	305
Misdemeanor	3804	846	23926	34	99	4	0	1296	2	56	873	2	351	148	2210	974	11938	121	79	51	295
Juvenile	1624	1544	185	400	189	1	56	4522	38	31	1696	685	33	482	2662	944	785	1551	419	24	577
Total	6809	14058	46289	1889	3108	50	222	6112	209	151	4024	1397	680	1945	10650	6018	16768	3003	1208	202	1944

APPENDIX D

2001 Survey Data by County

	2000 Year-end Population	2001 Entries	2001 Removals	2001 Year-end Population	Male	Female	White	Black	American Indian	Asian/Pacific Islander	Other Race	Unknown Race	Hispanic	Not Hispanic	Arson	Assault	Burglary	Crime Against Family	Crime Against Justice	Crime Against Government	Criminal Sexual Conduct	
Aitkin (CCA)																						
Felony	142	41	63	121	93	28	113	2	6	0	0	0	1	120	1	19	28	0	1	2	8	
Gross Misd.	261	120	127	256	217	39	229	4	23	0	0	0	3	253	0	5	1	1	8	16	2	
Misdemeanor	255	153	131	274	218	56	256	3	15	0	0	0	1	273	0	20	0	0	2	6	0	
Juvenile	85	86	77	94	66	28	87	0	7	0	0	0	1	93	1	13	13	0	4	2	3	
Total	743	400	398	745	594	151	685	9	51	0	0	0	6	739	2	57	42	1	15	26	13	
Anoka (CCA)																						
Felony	2193	500	706	2041	1537	504	1721	189	44	17	70	0	24	2017	16	203	183	5	9	2	202	
Gross Misd.	2806	1056	1041	2899	2384	515	2372	122	73	15	317	0	32	2867	0	80	7	14	104	6	18	
Misdemeanor	6594	4628	4384	6706	5105	1601	4079	290	99	54	2184	0	77	6629	1	595	0	2	219	5	0	
Juvenile	1120	1300	1460	1126	824	302	961	65	20	11	0	69	12	1114	8	118	58	0	16	3	59	
Total	12713	7484	7591	12772	9850	2922	9133	666	236	97	2571	69	145	12627	25	996	248	21	348	16	279	
Becker																						
Felony	244	96	108	232	191	41	145	6	75	0	6	0	3	229	2	23	33	2	5	0	20	
Gross Misd.	26	13	18	21	17	4	8	0	0	0	13	0	1	20	0	2	0	0	2	0	1	
Misdemeanor	9	7	11	5	4	1	2	0	0	0	3	0	0	5	0	4	0	0	0	0	0	
Juvenile	160	59	82	137	106	31	46	0	0	0	91	0	2	135	1	49	47	0	11	1	6	
Total	439	175	219	395	318	77	201	6	75	0	113	0	6	389	3	78	80	2	18	1	27	
Beltrami																						
Felony	370	163	143	391	309	82	203	7	178	1	2	0	2	389	1	51	57	2	11	0	46	
Gross Misd.	141	77	73	144	114	30	52	4	84	0	4	0	0	144	0	19	2	2	23	2	6	
Misdemeanor	26	13	15	24	21	3	11	0	12	0	1	0	0	24	0	11	1	1	2	0	2	
Juvenile	197	140	153	184	128	56	73	2	106	0	3	0	2	182	6	71	44	0	15	0	8	
Total	734	393	384	743	572	171	339	13	380	1	10	0	4	739	7	152	104	5	51	2	62	
Benton																						
Felony	353	113	133	333	260	73	283	22	9	7	12	0	3	330	0	57	49	0	7	0	34	
Gross Misd.	270	122	154	241	206	35	205	5	1	2	28	0	2	239	0	22	0	0	7	1	3	
Misdemeanor	215	108	130	190	144	46	150	3	0	0	37	0	1	189	0	35	0	0	5	13	0	
Juvenile	91	44	67	68	50	18	58	0	0	0	10	0	0	68	1	23	2	0	8	2	6	
Total	929	387	484	832	660	172	696	30	10	9	87	0	6	826	1	137	51	0	27	16	43	
Bigstone																						
Felony	25	6	8	23	18	5	22	0	1	0	0	0	0	23	0	2	7	0	0	0	3	
Gross Misd.	5	14	0	20	17	3	19	0	0	0	1	0	0	20	0	0	0	0	2	2	0	
Misdemeanor	2	26	6	21	16	5	20	0	0	0	1	0	0	21	0	3	0	0	2	5	0	
Juvenile	23	57	56	24	18	6	24	0	0	0	0	0	0	24	0	1	0	0	0	0	0	
Total	55	103	70	88	69	19	85	0	1	0	2	0	0	88	0	6	7	0	4	7	3	
Blue Earth (CCA)																						
Felony	275	88	76	286	218	68	235	27	3	7	14	0	9	277	1	17	38	0	8	0	28	
Gross Misd.	387	198	218	378	301	77	359	8	5	1	5	0	13	365	0	0	0	0	16	5	1	
Misdemeanor	794	497	623	658	511	147	600	29	7	7	15	0	21	637	0	69	0	0	24	4	0	
Juvenile	257	215	301	171	119	52	120	9	1	4	37	0	4	167	0	25	6	0	5	3	15	
Total	1713	998	1218	1493	1149	344	1314	73	16	19	71	0	47	1446	1	111	44	0	53	12	44	
Brown																						
Felony	84	61	53	93	85	8	77	2	1	1	12	0	13	80	0	12	18	0	1	0	4	
Gross Misd.	184	53	85	156	139	17	153	3	0	0	0	0	15	141	0	5	1	1	12	5	0	
Misdemeanor	175	190	163	197	163	34	191	3	0	2	1	0	19	178	0	28	0	0	9	31	0	
Juvenile	72	110	100	82	67	15	81	0	0	0	1	0	11	71	3	9	9	0	1	7	1	
Total	515	414	401	528	454	74	502	8	1	3	14	0	58	470	3	54	28	1	23	43	5	
Carlton (CCA)																						
Felony	308	81	108	283	242	41	214	9	56	0	4	0	5	278	3	21	32	3	1	0	27	
Gross Misd.	73	61	59	78	62	16	57	0	19	0	2	0	0	78	0	11	1	4	8	1	4	
Misdemeanor	81	126	123	79	67	12	54	2	18	0	5	0	2	77	0	27	0	1	6	0	0	
Juvenile	105	177	180	102	86	16	71	1	29	0	1	0	0	102	0	17	11	3	14	0	7	
Total	567	445	470	542	457	85	396	12	122	0	12	0	7	535	3	76	44	11	29	1	38	
Carver																						
Felony	324	132	176	281	224	57	250	16	4	7	4	0	17	264	1	68	16	2	26	2	26	
Gross Misd.	526	340	309	564	439	125	535	8	4	4	13	0	45	519	0	41	1	2	10	0	6	
Misdemeanor	313	242	216	331	263	68	306	6	1	5	13	0	20	311	0	97	0	1	8	14	4	
Juvenile	225	228	228	225	180	45	207	6	2	5	5	0	16	209	0	56	13	0	9	0	15	
Total	1388	942	929	1401	1106	295	1298	36	11	21	35	0	98	1303	1	262	30	5	53	16	51	

	Disturbing Peace	Drugs	DWI	Escape/Flight	Forgery	Gambling	Homicide	Juvenile Status Offense	Kidnapping	Obscenity	Property Damage	Robbery	Sex Related	Stolen Property	Theft	Theft Related	Traffic (exclude DWI)	Vehicle Theft	Weapons	Other	Unknown
Aitkin (CCA)																					
Felony	0	24	0	7	8	0	1	0	0	0	6	0	0	9	11	9	0	5	2	0	0
Gross Misd.	6	1	178	1	2	0	0	1	0	0	1	0	0	2	9	3	43	0	0	0	0
Misdemeanor	3	4	216	0	0	0	0	4	0	0	0	0	2	7	3	29	1	0	0	0	0
Juvenile	6	12	0	0	0	0	0	37	0	0	6	0	2	3	19	0	23	9	1	0	0
Total	15	41	394	8	10	0	1	42	0	0	13	0	2	16	46	15	95	15	3	0	0
Anoka (CCA)																					
Felony	17	507	45	76	168	4	0	6	8	2	52	25	1	73	196	341	14	78	22	0	49
Gross Misd.	84	1	2196	26	53	0	0	29	2	4	36	0	3	23	71	90	396	0	12	0	0
Misdemeanor	819	23	2500	4	5	1	0	352	0	12	132	0	1	25	304	385	2503	22	9	0	34
Juvenile	43	43	15	6	7	0	0	396	3	4	69	11	1	19	75	59	20	64	28	0	1
Total	963	574	4756	112	233	5	0	783	13	22	289	36	6	140	646	875	2933	164	71	0	84
Becker																					
Felony	0	59	0	15	7	1	1	3	1	0	7	0	0	6	36	23	0	22	6	0	0
Gross Misd.	1	0	20	0	0	0	0	0	0	0	0	0	1	0	0	2	0	0	0	0	0
Misdemeanor	0	0	1	0	0	0	0	0	0	0	0	0	0	0	0	0	0	0	0	0	0
Juvenile	23	11	2	4	3	0	0	0	0	0	33	1	0	3	52	9	3	51	8	0	0
Total	24	70	23	19	10	1	1	3	1	0	40	1	0	10	88	32	5	73	14	0	0
Beltrami																					
Felony	1	73	1	38	11	0	1	0	1	0	14	6	2	11	46	49	4	22	6	0	0
Gross Misd.	2	2	109	7	5	0	0	1	0	2	5	0	0	0	13	8	18	0	1	0	0
Misdemeanor	1	0	8	0	1	0	0	0	0	0	0	0	0	0	1	4	7	0	0	0	0
Juvenile	30	21	1	11	6	0	0	0	0	0	31	2	0	8	21	8	5	56	6	0	0
Total	34	96	119	56	23	0	1	1	1	2	50	8	2	19	81	69	34	78	13	0	0
Benton																					
Felony	2	88	0	19	25	0	2	0	1	1	9	3	0	9	33	28	14	11	4	0	0
Gross Misd.	7	0	199	2	5	0	0	0	0	0	4	0	1	0	7	7	19	1	1	0	0
Misdemeanor	38	1	31	0	2	0	0	0	0	0	4	0	0	1	6	1	79	0	0	0	0
Juvenile	12	4	2	0	1	0	0	1	0	0	11	3	1	3	15	1	2	7	2	0	0
Total	59	93	232	21	33	0	2	1	1	1	28	6	2	13	61	37	114	19	7	0	0
Bigstone																					
Felony	0	3	0	0	2	0	0	0	0	0	0	0	0	1	4	2	1	2	0	0	0
Gross Misd.	0	0	10	1	1	0	0	0	0	0	0	0	1	1	0	3	1	0	0	0	0
Misdemeanor	0	0	7	0	0	0	0	0	0	0	2	0	0	1	0	1	4	0	0	0	0
Juvenile	1	0	0	0	1	0	0	12	0	0	2	0	0	0	3	0	0	3	0	1	0
Total	1	3	17	1	4	0	0	12	0	0	4	0	1	3	7	6	6	5	0	1	0
Blue Earth (CCA)																					
Felony	0	65	1	12	20	0	3	0	0	0	5	1	0	13	43	33	3	13	4	0	0
Gross Misd.	16	0	272	5	9	1	0	0	0	0	9	0	0	7	40	17	21	0	0	0	0
Misdemeanor	60	1	415	2	4	0	0	61	0	1	6	0	2	5	30	0	96	4	0	0	0
Juvenile	14	5	7	0	0	0	0	116	0	0	16	1	0	6	34	3	10	12	6	0	0
Total	90	71	695	19	33	1	3	177	0	1	36	2	2	31	147	53	130	29	10	0	0
Brown																					
Felony	0	18	12	4	1	0	0	0	0	0	11	1	0	7	9	5	2	0	0	0	0
Gross Misd.	1	0	103	2	1	0	0	0	0	0	3	0	0	1	21	1	10	0	1	0	0
Misdemeanor	23	3	88	0	0	0	0	9	0	0	3	0	0	0	5	0	57	2	0	0	0
Juvenile	8	6	3	0	0	0	0	30	0	0	16	0	0	2	18	0	17	3	1	0	0
Total	32	27	206	6	2	0	0	39	0	0	33	1	0	10	53	6	86	5	2	0	0
Carlton (CCA)																					
Felony	1	116	0	13	13	2	0	0	4	1	11	2	0	12	25	16	9	9	2	0	0
Gross Misd.	7	0	38	3	4	0	0	0	0	1	2	0	0	2	2	1	6	0	2	0	0
Misdemeanor	29	3	11	0	1	0	0	6	0	1	2	0	0	1	3	3	11	1	0	0	0
Juvenile	10	7	1	0	1	0	0	64	0	0	10	1	0	1	9	8	3	15	2	0	0
Total	47	126	50	16	19	2	0	70	4	3	25	3	0	16	39	28	29	25	6	0	0
Carver																					
Felony	3	44	0	7	16	0	1	0	0	1	11	1	0	12	24	17	9	15	7	0	0
Gross Misd.	10	0	406	0	6	0	0	4	0	0	9	0	0	6	15	7	86	1	1	0	0
Misdemeanor	60	3	5	0	5	0	0	16	0	0	10	0	0	2	30	1	150	1	0	0	0
Juvenile	42	22	0	1	4	0	0	71	0	0	20	1	0	5	34	0	45	9	10	0	0
Total	115	69	411	8	31	0	1	91	0	1	50	2	0	25	103	25	290	26	18	0	0

	2000 Year-end Population	2001 Entries	2001 Removals	2001 Year-end Population	Male	Female	White	Black	American Indian	Asian/Pacific Islander	Other Race	Unknown Race	Hispanic	Not Hispanic	Arson	Assault	Burglary	Crime Against Family	Crime Against Justice	Crime Against Government	Criminal Sexual Conduct	
Cass																						
Felony	259	117	106	269	207	62	149	3	111	1	5	0	3	266	1	50	39	0	5	0	23	
Gross Misd.	295	141	98	346	288	58	182	4	152	0	8	0	1	345	0	13	1	1	30	6	3	
Misdemeanor	153	82	88	140	117	23	71	0	67	0	2	0	0	140	0	50	0	0	12	3	0	
Juvenile	134	82	84	132	94	38	61	0	66	0	5	0	0	132	2	46	31	0	11	0	8	
Total	841	422	376	887	706	181	463	7	396	1	20	0	4	883	3	159	71	1	58	9	34	
Chippewa (CCA)																						
Felony	20	5	15	10	9	1	10	0	0	0	0	0	1	9	0	0	1	0	0	0	4	
Gross Misd.	33	13	35	11	6	5	10	0	1	0	0	0	1	10	0	0	0	0	0	1	1	
Misdemeanor	55	14	59	10	9	1	9	0	1	0	0	0	1	9	0	1	0	0	0	0	0	
Juvenile	26	16	29	13	9	4	12	0	1	0	0	0	1	12	0	3	1	0	0	0	0	
Total	134	48	138	44	33	11	41	0	3	0	0	0	4	40	0	4	2	0	0	1	5	
Chisago																						
Felony	281	102	105	272	240	32	256	9	0	1	6	0	4	268	1	35	23	2	6	0	35	
Gross Misd.	334	182	175	347	294	53	309	7	8	1	22	0	3	344	0	16	2	2	20	0	3	
Misdemeanor	793	669	744	718	588	130	514	7	3	2	192	0	5	713	0	85	0	0	21	3	0	
Juvenile	136	238	200	174	145	29	141	3	1	3	26	0	3	171	0	32	14	0	5	3	5	
Total	1544	1191	1224	1511	1267	244	1220	26	12	7	246	0	15	1496	1	168	39	4	52	6	43	
Clay																						
Felony	507	206	232	481	376	105	399	22	50	3	7	0	56	425	4	50	48	27	7	2	39	
Gross Misd.	36	30	21	48	39	9	37	0	0	0	11	0	8	40	0	16	0	2	12	0	1	
Misdemeanor	125	79	63	138	121	17	108	2	0	0	28	0	25	113	0	106	0	0	16	1	1	
Juvenile	210	170	197	183	134	49	101	0	0	0	82	0	27	156	4	65	22	1	25	0	5	
Total	878	485	513	850	670	180	645	24	50	3	128	0	116	734	8	237	70	30	60	3	46	
Clearwater																						
Felony	75	35	16	96	77	19	54	0	39	0	3	0	0	96	0	22	13	1	0	0	6	
Gross Misd.	38	24	12	48	37	11	25	0	22	0	1	0	0	48	0	6	0	1	6	1	1	
Misdemeanor	2	4	1	5	5	0	1	0	2	0	2	0	0	5	0	6	0	0	0	0	0	
Juvenile	85	122	72	135	85	50	92	0	43	0	0	0	0	135	2	27	11	0	0	0	2	
Total	200	185	101	284	204	80	172	0	106	0	6	0	0	284	2	61	24	2	6	1	9	
Cook (CCA)																						
Felony	31	16	17	31	21	10	22	2	6	0	1	0	0	31	0	2	5	0	0	0	3	
Gross Misd.	52	34	31	56	44	12	45	0	11	0	0	0	0	56	0	1	0	1	1	0	0	
Misdemeanor	87	60	68	77	62	15	65	1	10	0	1	0	0	77	0	7	0	0	0	0	0	
Juvenile	8	21	15	14	13	1	9	1	4	0	0	0	1	13	0	2	0	0	0	0	1	
Total	178	131	131	178	140	38	141	4	31	0	2	0	1	177	0	12	5	1	1	0	4	
Cottonwood																						
Felony	70	20	31	60	51	9	51	0	1	5	3	0	3	57	1	11	3	0	3	0	10	
Gross Misd.	36	42	30	47	32	15	42	1	1	2	1	0	1	46	0	6	0	0	0	3	0	
Misdemeanor	82	41	65	58	43	15	52	1	0	4	1	0	7	51	0	10	0	0	2	6	0	
Juvenile	36	45	41	40	32	8	33	0	0	3	4	0	2	38	0	8	0	0	0	0	1	
Total	224	148	167	205	158	47	178	2	2	14	9	0	13	192	1	35	3	0	5	9	11	
Crow Wing (CCA)																						
Felony	410	154	147	428	334	94	384	15	21	4	4	0	7	421	2	33	52	0	1	0	57	
Gross Misd.	417	227	214	437	353	84	385	8	23	2	19	0	5	432	0	15	0	2	36	34	5	
Misdemeanor	447	308	325	412	330	82	365	5	14	5	23	0	8	404	0	37	0	0	13	38	0	
Juvenile	230	214	265	179	143	36	158	7	13	1	0	0	2	177	2	42	36	0	3	5	22	
Total	1504	903	951	1456	1160	296	1292	35	71	12	46	0	22	1434	4	127	88	2	53	77	84	
Dakota (CCA)																						
Felony	2768	606	785	2597	1954	643	1943	428	32	52	142	0	126	2471	11	270	191	6	28	3	206	
Gross Misd.	2196	973	924	2312	1903	409	1949	140	44	32	147	0	150	2162	0	103	6	17	164	21	22	
Misdemeanor	3006	1979	1856	3054	2469	585	2413	256	57	70	258	0	245	2809	0	471	1	1	162	193	10	
Juvenile	859	768	739	888	686	202	715	113	9	40	11	0	45	843	12	255	71	0	41	117	42	
Total	8829	4326	4304	8851	7012	1839	7020	937	142	194	558	0	566	8285	23	1099	269	24	395	334	280	
Dodge (CCA)																						
Felony	48	14	10	53	45	8	47	3	2	0	1	0	5	48	0	13	6	0	1	2	0	
Gross Misd.	46	48	25	71	65	6	68	1	2	0	0	0	8	63	0	0	2	2	4	0	0	
Misdemeanor	38	79	44	70	55	15	67	0	0	0	3	0	6	64	0	10	0	0	2	1	0	
Juvenile	28	54	37	45	30	15	43	0	0	0	2	0	3	42	0	6	1	0	1	1	1	
Total	160	195	116	239	195	44	225	4	4	0	6	0	22	217	0	29	9	2	8	4	1	

	Disturbing Peace	Drugs	DWI	Escape/Flight	Forgery	Gambling	Homicide	Juvenile Status Offense	Kidnapping	Obscenity	Property Damage	Robbery	Sex Related	Stolen Property	Theft	Theft Related	Traffic (exclude DWI)	Vehicle Theft	Weapons	Other	Unknown
Cass																					
Felony	0	60	2	14	6	1	4	1	0	0	3	3	0	12	31	23	8	13	9	0	0
Gross Misd.	1	0	277	3	4	0	0	0	0	0	4	0	1	4	3	3	45	0	2	0	0
Misdemeanor	17	1	68	0	1	0	0	0	0	0	1	0	0	0	2	1	9	0	2	0	0
Juvenile	14	7	3	1	1	0	0	21	2	0	9	0	0	1	24	0	3	26	3	0	0
Total	32	68	350	18	12	1	4	22	2	0	17	3	1	17	60	27	65	39	16	0	0
Chippewa (CCA)																					
Felony	0	4	0	0	0	0	0	0	0	0	0	0	0	0	1	0	0	0	0	0	0
Gross Misd.	0	0	9	0	0	0	0	0	0	0	0	0	0	0	0	0	0	0	0	0	0
Misdemeanor	0	0	10	0	0	0	0	0	0	0	0	0	0	0	0	0	1	0	0	0	0
Juvenile	2	0	0	0	0	0	0	4	0	0	1	0	0	0	2	0	3	1	0	0	0
Total	2	4	19	0	0	0	0	4	0	0	1	0	0	0	3	0	4	1	0	0	0
Chisago																					
Felony	8	82	1	10	14	0	2	0	1	0	3	1	5	16	31	11	13	10	2	0	0
Gross Misd.	9	0	43	6	7	0	0	10	0	0	4	0	1	2	7	2	280	0	1	0	0
Misdemeanor	53	9	330	1	0	0	0	13	0	0	9	0	1	2	26	3	221	2	2	0	0
Juvenile	15	6	3	1	1	0	0	70	0	0	13	1	2	5	25	4	22	10	2	0	0
Total	85	97	377	18	22	0	2	93	1	0	29	2	9	25	89	20	536	22	7	0	0
Clay																					
Felony	1	142	1	10	21	0	2	2	1	0	14	3	3	24	90	45	2	16	6	0	0
Gross Misd.	1	1	16	1	1	0	0	0	1	0	0	0	0	0	3	0	1	0	2	0	0
Misdemeanor	28	1	8	0	0	0	0	0	0	0	1	0	0	0	1	0	4	1	1	0	0
Juvenile	18	22	0	1	3	0	0	0	0	1	41	3	0	11	71	0	20	14	2	0	0
Total	48	166	25	12	25	0	2	2	2	1	56	6	3	35	165	45	27	31	11	0	0
Clearwater																					
Felony	0	7	0	9	7	0	0	0	0	0	6	1	0	2	14	10	1	7	4	0	0
Gross Misd.	1	0	26	1	1	0	0	1	0	0	0	0	0	2	3	4	2	1	1	0	0
Misdemeanor	0	0	0	0	0	0	0	1	0	0	0	0	0	0	0	1	0	0	0	0	0
Juvenile	0	1	0	1	0	0	0	34	0	0	10	0	0	0	21	1	0	12	0	13	0
Total	1	8	26	11	8	0	0	36	0	0	16	1	0	4	38	16	3	20	5	13	0
Cook (CCA)																					
Felony	1	7	0	1	2	0	0	0	1	0	1	0	0	1	7	0	1	0	0	0	0
Gross Misd.	2	0	50	0	0	0	0	0	0	0	1	0	0	0	0	0	7	0	0	0	0
Misdemeanor	4	2	42	0	0	0	0	16	0	0	1	0	0	0	0	1	10	0	0	0	0
Juvenile	2	1	0	0	0	0	0	7	0	0	0	0	0	0	4	0	0	0	0	0	0
Total	9	10	92	1	2	0	0	23	1	0	3	0	0	1	11	1	18	0	0	0	0
Cottonwood																					
Felony	2	9	3	2	5	0	0	0	0	0	1	0	0	2	9	5	1	2	0	0	0
Gross Misd.	0	0	34	0	3	0	0	0	0	0	0	0	0	0	3	7	4	0	0	0	0
Misdemeanor	2	0	20	0	0	0	0	2	0	0	0	0	1	0	3	7	17	0	1	0	0
Juvenile	1	1	3	0	1	0	0	14	0	0	7	0	0	0	8	0	0	6	1	0	0
Total	5	10	60	2	9	0	0	16	0	0	8	0	1	2	23	19	22	8	2	0	0
Crow Wing (CCA)																					
Felony	0	128	0	31	34	0	0	2	2	0	13	2	3	20	61	37	4	39	4	0	0
Gross Misd.	0	1	311	19	6	0	0	3	0	0	11	0	0	11	37	2	77	1	2	0	0
Misdemeanor	24	5	326	0	1	0	0	2	0	0	13	0	2	3	30	2	46	2	2	0	0
Juvenile	23	23	0	3	2	0	0	68	0	0	40	0	1	13	43	2	7	34	3	0	0
Total	47	157	637	53	43	0	0	75	2	0	77	2	6	47	171	43	134	76	11	0	0
Dakota (CCA)																					
Felony	0	974	2	72	204	0	9	1	16	3	51	43	3	85	412	236	30	89	34	0	0
Gross Misd.	4	6	1906	16	29	0	1	12	0	1	29	0	0	9	80	12	294	2	5	0	0
Misdemeanor	205	31	1602	0	3	0	0	43	0	0	30	0	3	3	70	2	782	6	3	0	0
Juvenile	227	116	13	12	22	0	1	114	1	0	122	13	1	45	254	15	33	103	49	0	0
Total	436	1127	3523	100	258	0	11	170	17	4	232	56	7	142	816	265	1139	200	91	0	0
Dodge (CCA)																					
Felony	0	19	0	1	3	0	0	0	0	0	1	0	0	1	5	3	0	0	1	0	0
Gross Misd.	0	1	67	1	0	0	0	1	0	0	1	0	0	1	2	1	1	0	0	0	0
Misdemeanor	2	1	54	0	0	0	0	3	0	0	0	0	0	0	2	0	4	1	0	0	0
Juvenile	4	0	2	0	1	0	0	28	0	0	3	0	0	1	10	0	2	2	3	0	0
Total	6	21	123	2	4	0	0	32	0	0	5	0	0	3	19	4	7	3	4	0	0

	2000 Year-end Population	2001 Entries	2001 Removals	2001 Year-end Population	Male	Female	White	Black	American Indian	Asian/Pacific Islander	Other Race	Unknown Race	Hispanic	Not Hispanic	Arson	Assault	Burglary	Crime Against Family	Crime Against Justice	Crime Against Government	Criminal Sexual Conduct	
Douglas																						
Felony	185	68	60	192	148	44	184	3	2	1	2	0	0	192	1	24	47	1	1	0	16	
Gross Misd.	212	111	126	198	165	33	194	0	0	0	4	0	1	197	0	5	1	0	13	5	2	
Misdemeanor	59	80	70	69	58	11	68	0	0	0	1	0	0	69	0	32	0	0	5	5	0	
Juvenile	79	81	93	67	53	14	64	0	0	0	3	0	0	67	1	15	5	0	6	5	8	
Total	535	340	349	526	424	102	510	3	2	1	10	0	1	525	2	76	53	1	25	15	26	
Faribault																						
Felony	61	20	22	59	44	15	55	1	1	0	2	0	11	48	1	3	5	0	1	0	11	
Gross Misd.	82	36	39	81	70	11	77	2	1	0	1	0	11	70	0	5	1	2	7	5	0	
Misdemeanor	159	88	109	136	107	29	102	3	1	0	30	0	20	116	0	15	0	0	2	14	1	
Juvenile	63	55	49	69	55	14	67	0	2	0	0	0	12	57	0	26	10	0	4	1	0	
Total	365	199	219	345	276	69	301	6	5	0	33	0	54	291	1	49	16	2	14	20	12	
Fillmore (CCA)																						
Felony	60	26	22	64	57	7	61	1	2	0	0	0	0	64	0	7	9	2	1	0	27	
Gross Misd.	66	64	42	88	72	16	85	2	0	1	0	0	0	88	0	7	3	1	2	1	2	
Misdemeanor	126	115	101	140	104	36	135	3	0	2	0	0	0	140	0	18	0	0	0	16	0	
Juvenile	70	58	41	87	60	27	83	2	2	0	0	0	0	87	0	7	7	0	2	29	6	
Total	322	263	206	379	293	86	364	8	4	3	0	0	0	379	0	39	19	3	5	46	35	
Freeborn																						
Felony	173	77	103	146	125	21	135	6	0	0	5	0	18	128	3	13	19	1	1	1	12	
Gross Misd.	189	97	142	147	115	32	143	4	0	0	0	0	26	121	0	2	0	0	2	2	1	
Misdemeanor	196	142	212	124	102	22	117	1	0	4	2	0	26	98	0	38	0	0	14	0	0	
Juvenile	0	0	0	0	0	0	0	0	0	0	0	0	0	0	0	0	0	0	0	0	0	
Total	558	316	457	417	342	75	395	11	0	4	7	0	70	347	3	53	19	1	17	3	13	
Goodhue																						
Felony	270	149	125	297	234	63	233	28	14	0	22	0	5	292	4	42	40	1	4	5	39	
Gross Misd.	346	162	183	330	271	59	286	18	21	2	3	0	6	324	0	17	0	4	16	12	3	
Misdemeanor	533	387	442	470	366	104	396	32	18	8	16	0	28	442	0	55	0	0	7	60	2	
Juvenile	152	248	254	146	113	33	131	4	6	2	3	0	3	143	5	35	17	0	4	0	7	
Total	1301	946	1004	1243	984	259	1046	82	59	12	44	0	42	1201	9	149	57	5	31	77	51	
Grant																						
Felony	21	5	5	21	18	3	19	0	0	1	1	0	0	21	0	3	5	0	0	0	5	
Gross Misd.	5	14	0	19	17	2	12	0	0	0	7	0	0	19	0	1	1	1	0	1	0	
Misdemeanor	5	14	2	17	14	3	16	0	0	0	1	0	0	17	0	5	0	0	0	2	0	
Juvenile	10	26	18	18	14	4	18	0	0	0	0	0	0	18	0	0	3	0	0	0	0	
Total	41	59	25	75	63	12	65	0	0	1	9	0	0	75	0	9	9	1	0	3	5	
Hennepin (CCA)																						
Felony	9300	3073	3680	8693	6994	1698	3847	4310	185	294	0	57	221	8415	56	1330	496	41	132	34	628	
Gross Misd.	6446	3069	2794	6721	5404	1317	5083	1248	105	210	0	75	236	6410	2	687	32	136	251	70	39	
Misdemeanor	10695	6709	8315	9089	7139	1950	6110	1953	213	220	0	593	439	8057	5	1969	32	17	257	440	12	
Juvenile - persons not cases	4112	3482	3311	4283	3216	1067	1514	1949	338	350	0	132	325	3958	20	839	252	2	159	94	165	
Total	30553	16333	18100	28786	22753	6032	16554	9460	841	1074	0	857	1221	26840	83	4825	812	196	799	638	844	
Houston																						
Felony	53	15	15	53	45	8	51	1	0	0	1	0	0	53	0	14	10	0	9	0	9	
Gross Misd.	90	48	10	138	111	27	134	2	0	0	2	0	1	137	0	7	0	0	7	2	0	
Misdemeanor	351	135	46	432	337	95	418	7	2	0	5	0	3	429	1	20	0	0	27	33	0	
Juvenile	85	89	89	83	67	16	80	1	0	0	2	0	0	83	0	4	7	0	5	5	2	
Total	579	287	160	706	560	146	683	11	2	0	10	0	4	702	1	45	17	0	48	40	11	
Hubbard																						
Felony	86	33	27	90	71	19	78	0	11	0	1	0	1	89	2	12	27	0	0	0	18	
Gross Misd.	35	35	20	53	43	10	46	1	3	0	3	0	0	53	0	7	3	1	3	1	1	
Misdemeanor	9	3	5	6	4	2	6	0	0	0	0	0	0	6	0	2	1	0	0	0	0	
Juvenile	35	19	29	25	21	4	20	0	4	1	0	0	0	25	0	8	10	0	0	0	4	
Total	165	90	81	174	139	35	150	1	18	1	4	0	1	173	2	29	41	1	3	1	23	
Isanti																						
Felony	213	86	95	209	171	38	192	3	1	1	12	0	1	208	1	16	18	4	3	2	28	
Gross Misd.	249	152	102	295	252	43	265	3	1	0	26	0	0	295	0	13	2	3	15	1	6	
Misdemeanor	691	463	454	700	567	133	367	1	2	0	330	0	1	699	0	62	0	1	28	38	1	
Juvenile	177	92	113	155	106	49	136	1	4	0	14	0	0	155	0	46	7	0	7	1	7	
Total	1330	793	764	1359	1096	263	960	8	8	1	382	0	2	1357	1	137	27	8	53	42	42	

	Disturbing Peace	Drugs	DWI	Escape/Flight	Forgery	Gambling	Homicide	Juvenile Status Offense	Kidnapping	Obscenity	Property Damage	Robbery	Sex Related	Stolen Property	Theft	Theft Related	Traffic (exclude DWI)	Vehicle Theft	Weapons	Other	Unknown
Douglas																					
Felony	1	31	0	8	22	1	0	0	1	0	5	0	1	8	26	39	3	9	1	0	0
Gross Misd.	1	1	161	1	2	0	0	0	0	1	3	0	0	3	11	9	11	0	0	0	0
Misdemeanor	3	1	25	0	1	0	0	0	0	2	1	0	0	0	3	4	8	0	0	0	0
Juvenile	10	6	3	3	0	0	0	0	0	1	14	0	0	2	10	0	8	6	1	0	0
Total	15	39	189	12	25	1	0	0	1	4	23	0	1	13	50	52	30	15	2	0	0
Faribault																					
Felony	3	15	1	2	0	0	0	0	0	0	1	0	0	1	12	4	1	1	1	0	0
Gross Misd.	2	0	43	2	0	0	0	0	0	0	4	0	2	1	2	6	5	0	0	0	0
Misdemeanor	16	0	43	0	0	0	0	1	0	1	4	0	0	0	5	2	50	0	0	0	0
Juvenile	16	0	5	0	0	0	0	0	0	1	16	0	0	2	9	4	11	4	0	0	0
Total	37	15	92	4	0	0	0	1	0	2	25	0	2	4	28	16	67	5	1	0	0
Fillmore (CCA)																					
Felony	0	11	3	0	4	0	0	3	0	0	1	0	0	2	9	4	0	2	1	1	0
Gross Misd.	0	0	69	1	1	0	0	1	0	0	4	0	0	1	3	0	0	1	0	0	0
Misdemeanor	2	3	106	0	0	0	0	3	0	0	5	0	0	0	3	2	3	1	1	8	0
Juvenile	4	4	9	0	0	0	0	31	0	0	14	0	0	2	15	0	7	0	0	10	0
Total	6	18	187	1	5	0	0	38	0	0	24	0	0	5	30	6	10	4	2	19	0
Freeborn																					
Felony	0	53	2	7	8	0	0	0	0	0	3	1	1	5	21	9	2	2	0	0	0
Gross Misd.	1	0	107	0	2	0	0	0	0	1	1	0	0	4	19	2	17	0	0	0	0
Misdemeanor	14	4	55	0	0	0	0	13	0	0	1	0	0	0	1	0	21	0	1	0	0
Juvenile	0	0	0	0	0	0	0	0	0	0	0	0	0	0	0	0	0	0	0	0	0
Total	15	57	164	7	10	0	0	13	0	1	5	1	1	9	41	11	40	2	1	0	0
Goodhue																					
Felony	3	78	0	8	13	0	1	1	1	0	3	6	0	14	51	14	8	9	9	0	0
Gross Misd.	2	1	232	3	4	0	0	0	0	0	7	0	0	5	21	4	26	1	0	0	0
Misdemeanor	40	9	181	1	1	0	0	0	0	0	8	0	0	0	21	23	147	3	1	0	0
Juvenile	26	15	2	0	1	0	0	39	0	0	11	0	1	6	28	1	14	24	3	0	0
Total	71	103	415	12	19	0	1	40	1	0	29	6	1	25	121	42	195	37	13	0	0
Grant																					
Felony	0	2	0	0	2	0	0	0	0	0	1	0	0	0	6	0	0	2	0	0	0
Gross Misd.	0	0	11	0	0	0	0	0	0	0	0	0	0	0	4	0	1	0	0	0	0
Misdemeanor	0	0	10	0	0	0	0	1	0	0	0	0	0	0	2	3	2	0	0	0	0
Juvenile	1	0	0	0	0	0	0	9	0	0	0	0	0	0	5	0	0	0	0	0	0
Total	1	2	21	0	2	0	0	10	0	0	1	0	0	0	17	3	3	2	0	0	0
Hennepin (CCA)																					
Felony	185	3891	435	423	660	8	63	0	99	17	181	330	80	172	918	840	406	287	143	42	3
Gross Misd.	440	45	6241	43	78	2	0	0	4	20	116	3	136	27	221	189	530	16	63	16	6
Misdemeanor	1058	307	8315	28	33	0	1	0	6	51	389	9	117	22	664	261	2891	31	32	80	0
Juvenile - persons not cases	163	388	1	120	18	1	9	546	9	2	191	196	1	89	194	298	156	160	61	0	152
Total	1846	4631	14992	614	789	11	73	546	118	90	877	538	334	310	1997	1588	3983	494	299	138	161
Houston																					
Felony	1	15	0	4	2	0	0	1	0	0	0	0	0	2	11	1	0	6	0	0	0
Gross Misd.	0	0	112	1	1	0	0	1	0	0	0	0	0	0	16	2	4	0	0	0	0
Misdemeanor	23	10	230	2	0	0	0	36	0	0	4	0	0	0	40	3	112	2	1	0	0
Juvenile	4	6	3	0	1	0	0	46	0	0	8	0	1	0	13	0	18	2	0	0	0
Total	28	31	345	7	4	0	0	84	0	0	12	0	1	2	80	6	134	10	1	0	0
Hubbard																					
Felony	0	12	0	1	1	1	2	0	0	0	1	5	0	1	17	2	1	1	0	0	0
Gross Misd.	0	1	33	0	0	0	0	0	0	0	1	0	0	1	5	2	1	0	1	0	0
Misdemeanor	2	0	0	0	0	0	0	0	0	0	0	0	0	1	0	0	1	0	1	0	0
Juvenile	4	2	0	0	0	0	0	0	0	0	5	1	0	1	5	0	0	0	1	0	0
Total	6	15	33	1	1	1	2	0	0	0	7	6	0	4	27	4	3	1	3	0	0
Isanti																					
Felony	1	50	0	16	17	0	0	0	2	0	9	1	0	8	29	13	8	3	2	0	0
Gross Misd.	3	1	3	1	5	0	0	2	1	0	4	0	1	3	8	5	246	0	1	0	0
Misdemeanor	99	7	211	1	0	0	0	3	0	2	7	0	0	0	63	2	211	2	1	0	0
Juvenile	37	11	0	2	2	0	0	49	0	1	15	1	1	5	38	2	11	5	4	0	0
Total	140	69	214	20	24	0	0	54	3	3	35	2	2	16	138	22	476	10	8	0	0

	2000 Year-end Population	2001 Entries	2001 Removals	2001 Year-end Population	Male	Female	White	Black	American Indian	Asian/Pacific Islander	Other Race	Unknown Race	Hispanic	Not Hispanic	Arson	Assault	Burglary	Crime Against Family	Crime Against Justice	Crime Against Government	Criminal Sexual Conduct
Itasca																					
Felony	340	146	130	352	291	61	263	4	44	0	41	0	1	351	6	50	62	0	9	1	33
Gross Misd.	375	172	215	337	268	69	291	3	40	0	3	0	0	337	0	17	0	3	34	18	4
Misdemeanor	101	100	90	110	90	20	91	2	16	0	1	0	0	110	0	46	0	2	26	5	0
Juvenile	182	106	97	191	156	35	148	1	35	0	7	0	0	191	5	58	35	1	21	2	18
Total	998	524	532	990	805	185	793	10	135	0	52	0	1	989	11	171	97	6	90	26	55
Jackson																					
Felony	27	25	28	23	20	3	18	0	0	4	1	0	2	21	0	8	9	0	0	0	1
Gross Misd.	68	27	29	66	56	10	62	0	2	2	0	0	7	59	0	2	0	2	1	4	0
Misdemeanor	236	170	151	256	186	70	240	4	1	7	4	0	26	230	0	16	0	0	5	13	0
Juvenile	54	66	56	64	49	15	61	0	0	3	0	0	5	59	0	7	9	0	0	1	6
Total	385	288	264	409	311	98	381	4	3	16	5	0	40	369	0	33	18	2	6	18	7
Total	770	576	528	818	622	196	762	8	6	32	10	0	80	738	0	66	36	4	12	36	14
Kanabec																					
Felony	193	78	97	174	127	47	166	1	2	0	5	0	0	174	1	21	17	0	2	0	20
Gross Misd.	154	73	52	175	142	33	171	0	4	0	0	0	1	174	0	11	0	0	4	7	1
Misdemeanor	209	123	1	221	164	57	217	0	4	0	0	0	1	220	0	32	0	0	3	32	0
Juvenile	106	97	94	109	82	27	108	0	1	0	19	0	0	109	1	22	10	0	5	2	4
Total	662	371	244	679	515	164	662	1	11	0	24	0	2	677	2	86	27	0	14	41	25
Kandiyohi (CCA)																					
Felony	234	107	90	267	219	48	253	8	2	0	4	0	99	168	2	42	48	0	10	0	21
Gross Misd.	269	164	156	282	235	47	273	5	1	0	3	0	74	208	0	13	3	4	18	5	2
Misdemeanor	620	481	532	548	433	115	525	11	6	1	5	0	242	306	0	66	0	2	31	74	0
Juvenile	229	231	256	204	155	49	196	4	1	1	2	0	63	141	4	35	32	0	6	36	16
Total	1352	983	1034	1301	1042	259	1247	28	10	2	14	0	478	823	6	156	83	6	65	115	39
Kittson																					
Felony	25	5	10	20	17	3	19	0	0	0	1	0	1	19	1	4	0	0	0	0	4
Gross Misd.	7	2	4	5	5	0	5	0	0	0	0	0	1	4	0	1	0	0	0	0	0
Misdemeanor	0	0	0	0	0	0	0	0	0	0	0	0	0	0	0	1	0	0	0	0	0
Juvenile	2	2	2	0	0	0	0	0	0	0	0	0	0	0	0	0	0	0	0	0	0
Total	34	7	16	25	22	3	24	0	0	0	1	0	2	23	1	6	0	0	0	0	4
Koochiching (CCA)																					
Felony	185	24	34	176	151	25	143	16	13	2	2	0	4	172	0	7	28	0	1	0	41
Gross Misd.	152	38	49	142	119	23	119	1	16	1	5	0	0	142	0	7	0	0	7	0	2
Misdemeanor	254	157	174	235	170	65	199	4	14	0	18	0	3	232	0	8	0	0	10	0	0
Juvenile	92	75	87	80	60	20	63	1	11	0	5	0	1	79	1	3	3	0	3	0	4
Total	683	294	344	633	500	133	524	22	54	3	30	0	8	625	1	25	31	0	21	0	47
Lac Qui Parle (CCA)																					
Felony	9	1	4	6	4	2	6	0	0	0	0	0	0	6	0	0	1	0	0	0	1
Gross Misd.	19	7	17	9	7	2	9	0	0	0	0	0	0	9	0	0	0	0	0	0	0
Misdemeanor	17	14	21	10	8	2	10	0	0	0	0	0	0	10	0	0	0	0	0	0	0
Juvenile	7	5	11	1	1	0	1	0	0	0	0	0	0	1	0	0	0	0	0	0	0
Total	52	27	53	26	20	6	26	0	0	0	0	0	0	26	0	0	1	0	0	0	1
Lake (CCA)																					
Felony	54	22	24	53	43	10	43	0	3	0	7	0	0	53	0	2	6	0	1	0	4
Gross Misd.	59	29	22	71	62	9	56	1	1	0	13	0	0	71	0	1	2	0	8	0	0
Misdemeanor	95	78	74	93	75	18	58	1	2	0	32	0	0	93	0	6	0	2	6	1	1
Juvenile	41	49	69	21	19	2	17	0	0	0	4	0	0	21	0	3	5	0	0	0	0
Total	249	178	189	238	199	39	174	2	6	0	56	0	0	238	0	12	13	2	15	1	5
Lake Of The Woods																					
Felony	9	2	4	7	6	1	6	0	0	0	1	0	0	7	0	0	2	0	0	0	0
Gross Misd.	9	5	4	10	7	3	8	0	1	0	1	0	0	10	0	0	0	0	0	0	0
Misdemeanor	0	9	1	8	4	4	5	0	1	0	2	0	0	8	0	1	0	0	0	0	0
Juvenile	2	0	2	2	2	0	2	0	0	0	0	0	0	2	0	0	3	0	0	0	0
Total	20	16	9	27	19	8	21	0	2	0	4	0	0	27	0	1	5	0	0	0	0
LeSueur																					
Felony	113	39	61	91	74	17	86	2	0	0	3	0	6	85	0	7	10	3	1	0	17
Gross Misd.	94	71	61	105	89	16	97	2	0	1	5	0	7	98	0	3	1	1	0	3	1
Misdemeanor	113	108	127	93	72	21	93	0	0	0	0	0	8	85	0	20	0	0	3	3	0
Juvenile	76	64	70	70	59	11	59	0	2	0	9	0	10	60	2	20	12	0	0	3	5
Total	396	282	319	359	294	65	335	4	2	1	17	0	31	328	2	50	23	4	4	9	23

	Disturbing Peace	Drugs	DWI	Escape/Flight	Forgery	Gambling	Homicide	Juvenile Status Offense	Kidnapping	Obsenity	Property Damage	Robbery	Sex Related	Stolen Property	Theft	Theft Related	Traffic (exclude DWI)	Vehicle Theft	Weapons	Other	Unknown
Itasca																					
Felony	3	81	0	18	21	0	2	0	1	1	20	3	0	4	43	34	4	22	8	0	0
Gross Misd.	0	0	208	6	5	0	6	0	0	0	6	0	0	1	9	1	71	0	0	0	0
Misdemeanor	14	0	17	0	0	0	0	11	0	0	4	0	0	0	1	0	4	0	1	0	0
Juvenile	19	36	1	0	5	0	0	61	0	3	30	0	0	8	44	1	7	20	10	0	0
Total	36	117	226	24	31	0	8	72	1	4	60	3	0	13	97	36	86	42	19	0	0
Jackson																					
Felony	1	6	0	2	1	0	1	0	0	0	0	0	1	0	1	1	0	0	1	0	0
Gross Misd.	5	1	45	1	0	0	0	0	0	0	0	0	0	0	6	1	1	0	0	0	0
Misdemeanor	24	1	46	0	1	0	0	3	0	0	7	0	0	0	56	0	116	0	0	0	0
Juvenile	6	1	1	1	3	0	0	19	0	0	2	0	0	3	8	0	10	5	1	0	0
Total	36	9	92	4	5	0	1	22	0	0	9	0	1	3	71	2	127	5	2	0	0
Total	72	18	184	8	10	0	2	44	0	0	18	0	2	6	142	4	254	10	4	0	0
Kanabec																					
Felony	2	45	1	8	4	0	0	0	0	0	6	1	1	5	35	17	2	8	1	0	0
Gross Misd.	0	0	170	1	0	0	0	0	0	0	4	0	0	0	2	6	37	0	1	0	0
Misdemeanor	9	1	121	1	0	0	0	1	0	1	5	0	1	0	6	10	66	1	0	0	0
Juvenile	10	0	1	1	0	0	0	67	1	0	13	0	0	4	21	3	21	5	5	0	0
Total	21	46	293	11	4	0	0	68	1	1	28	1	2	9	64	36	126	14	7	0	0
Kandiyohi (CCA)																					
Felony	2	89	1	6	8	0	1	4	1	0	5	3	2	15	32	15	0	3	4	0	0
Gross Misd.	1	0	177	1	3	0	0	1	0	0	6	0	0	6	20	31	37	2	1	0	0
Misdemeanor	36	12	174	2	0	0	0	5	0	1	9	0	0	3	39	5	301	2	1	0	0
Juvenile	7	27	0	3	5	0	0	8	1	0	25	0	0	7	44	9	18	13	2	0	0
Total	46	128	352	12	16	0	1	18	2	1	45	3	2	31	135	60	356	20	8	0	0
Kittson																					
Felony	0	2	0	2	0	0	0	0	0	0	0	1	0	0	3	2	1	2	0	0	0
Gross Misd.	0	1	2	0	0	0	0	0	0	0	0	0	0	0	1	0	0	0	0	0	0
Misdemeanor	0	0	0	0	0	0	0	0	0	0	0	0	0	0	0	0	0	0	0	0	0
Juvenile	0	0	0	0	0	0	0	0	0	0	0	0	0	0	0	0	0	0	0	0	0
Total	0	3	2	2	0	0	0	0	0	0	0	1	0	0	4	2	1	2	0	0	0
Koochiching (CCA)																					
Felony	0	62	0	5	13	0	0	0	2	0	9	0	0	1	20	9	1	19	1	0	0
Gross Misd.	6	1	96	2	7	0	0	0	0	0	3	0	0	0	6	3	18	0	3	0	0
Misdemeanor	20	3	79	1	32	0	0	54	0	0	8	0	0	0	14	0	74	0	1	0	0
Juvenile	9	4	4	3	1	0	0	56	0	0	11	0	0	0	9	0	20	8	1	0	0
Total	35	70	179	11	53	0	0	110	2	0	31	0	0	1	49	12	113	27	6	0	0
Lac Qui Parle (CCA)																					
Felony	0	2	0	0	0	0	0	0	0	0	0	0	0	0	4	0	0	0	0	0	0
Gross Misd.	0	0	9	0	0	0	0	0	0	0	1	0	0	0	0	0	0	0	0	0	0
Misdemeanor	0	0	8	0	0	0	0	0	0	0	0	0	0	0	1	0	1	0	0	0	0
Juvenile	0	0	0	0	0	0	0	2	0	0	0	0	0	0	0	0	0	0	0	0	0
Total	0	2	17	0	0	0	0	2	0	0	1	0	0	0	5	0	1	0	0	0	0
Lake (CCA)																					
Felony	0	17	0	0	4	0	0	0	2	0	2	0	2	3	11	2	0	0	0	0	0
Gross Misd.	1	0	56	1	0	0	0	0	0	1	1	0	0	0	2	0	2	0	0	0	0
Misdemeanor	3	0	46	0	0	0	0	25	0	0	0	0	1	1	3	2	5	0	1	0	0
Juvenile	0	4	0	0	0	0	0	5	0	0	2	0	0	2	2	0	0	0	1	0	0
Total	4	21	102	1	4	0	0	30	2	1	5	0	3	6	18	4	7	0	2	0	0
Lake Of The Woods																					
Felony	0	1	0	0	0	0	0	0	1	0	0	0	0	0	1	0	1	1	0	0	0
Gross Misd.	0	0	10	0	0	0	0	0	0	0	0	0	0	0	1	0	1	0	0	0	0
Misdemeanor	0	0	7	0	0	0	0	0	0	0	1	0	0	0	1	0	0	0	0	0	0
Juvenile	1	0	0	0	0	0	0	0	0	0	0	0	0	0	0	0	0	0	0	0	0
Total	1	1	17	0	0	0	0	0	1	0	1	0	0	0	3	0	2	1	0	0	0
LeSueur																					
Felony	1	33	2	3	1	0	0	1	0	0	5	0	0	1	14	6	1	1	1	0	0
Gross Misd.	1	0	75	1	1	0	0	0	0	0	3	0	0	0	5	18	16	0	1	0	0
Misdemeanor	13	0	39	0	0	0	0	1	0	0	3	0	0	1	8	2	12	7	0	0	0
Juvenile	7	7	1	1	0	0	0	0	0	0	16	1	0	3	23	3	6	6	0	0	0
Total	22	40	117	5	2	0	0	2	0	0	27	1	0	5	50	29	35	14	2	0	0

	2000 Year-end Population	2001 Entries	2001 Removals	2001 Year-end Population	Male	Female	White	Black	American Indian	Asian/Pacific Islander	Other Race	Unknown Race	Hispanic	Not Hispanic	Arson	Assault	Burglary	Crime Against Family	Crime Against Justice	Crime Against Government	Criminal Sexual Conduct
Lincoln																					
Felony	20	8	8	20	17	3	20	0	0	0	0	0	0	20	0	2	8	0	0	0	2
Gross Misd.	13	4	11	7	6	1	7	0	0	0	0	0	0	7	0	0	0	0	0	2	0
Misdemeanor	11	7	10	7	6	1	7	0	0	0	0	0	0	7	0	1	0	0	0	1	0
Juvenile	7	10	10	7	6	1	7	0	0	0	0	0	0	7	1	0	0	0	2	2	1
Total	51	29	39	41	35	6	41	0	0	0	0	0	0	41	1	3	8	0	2	5	3
Lyon																					
Felony	207	80	72	212	159	53	190	17	3	0	2	0	27	185	0	27	36	0	6	0	25
Gross Misd.	214	166	177	204	178	26	169	21	1	0	13	0	14	190	0	17	0	1	16	8	0
Misdemeanor	362	423	408	379	305	74	226	30	1	3	119	0	36	343	1	48	0	2	30	41	0
Juvenile	105	116	124	97	77	20	87	7	0	2	1	0	8	89	1	9	7	0	7	66	3
Total	888	785	781	892	719	173	672	75	5	5	135	0	85	807	2	101	43	3	59	115	28
Mahnomens																					
Felony	73	29	37	64	45	19	14	0	49	0	1	0	0	64	0	16	11	0	1	0	5
Gross Misd.	103	56	52	108	81	27	16	0	5	0	87	0	0	108	0	4	3	0	6	0	0
Misdemeanor	6	5	4	7	7	0	0	0	3	0	4	0	0	7	0	4	0	0	1	0	0
Juvenile	38	14	22	30	25	5	4	0	0	0	26	0	0	30	1	14	13	0	0	0	3
Total	220	104	115	209	158	51	34	0	57	0	118	0	0	209	1	38	27	0	8	0	8
Marshall																					
Felony	35	14	10	38	28	10	37	0	0	0	1	0	6	32	2	3	17	1	0	0	6
Gross Misd.	6	5	4	8	7	1	8	0	0	0	0	0	0	8	0	0	0	0	2	0	0
Misdemeanor	0	0	0	0	0	0	0	0	0	0	0	0	0	0	0	0	0	0	0	0	0
Juvenile	21	7	10	18	17	1	17	0	0	0	1	0	0	18	1	3	7	0	0	1	3
Total	62	26	24	64	52	12	62	0	0	0	2	0	6	58	3	6	24	1	2	1	9
Martin																					
Felony	133	61	92	101	74	27	95	5	0	0	1	0	3	98	1	15	18	0	0	0	10
Gross Misd.	112	81	84	123	103	20	102	2	2	1	16	0	7	116	0	12	0	2	9	4	1
Misdemeanor	325	176	289	199	142	57	165	2	0	1	31	0	13	186	0	29	0	1	22	13	0
Juvenile	94	88	96	86	72	14	77	0	0	1	8	0	2	84	0	19	15	0	7	1	8
Total	664	406	561	509	391	118	439	9	2	3	56	0	25	484	1	75	33	3	38	18	19
McLeod																					
Felony	215	123	105	234	183	51	220	8	5	0	1	0	19	215	2	33	21	0	4	0	15
Gross Misd.	137	166	139	163	138	25	160	2	1	0	0	0	24	139	2	5	0	0	12	3	2
Misdemeanor	126	135	151	109	87	22	106	0	3	0	0	0	11	98	0	40	0	0	6	2	0
Juvenile	110	126	135	102	86	16	102	0	0	0	0	0	12	90	3	22	14	0	4	0	19
Total	588	550	530	608	494	114	588	10	9	0	1	0	66	542	7	100	35	0	26	5	36
Meeker																					
Felony	99	53	55	98	73	25	96	1	0	1	0	0	7	91	1	6	9	0	3	0	12
Gross Misd.	92	87	41	144	113	31	138	1	0	0	5	0	3	141	0	3	3	2	6	5	1
Misdemeanor	89	195	45	232	190	42	217	2	0	0	13	0	22	210	0	27	0	0	14	23	0
Juvenile	34	117	7	144	117	27	134	2	3	0	5	0	4	140	0	31	10	0	5	14	3
Total	314	452	148	618	493	125	585	6	3	1	23	0	36	582	1	67	22	2	28	42	16
Mille Lacs																					
Felony	235	105	130	211	169	42	160	1	49	1	0	0	1	210	0	42	14	0	4	0	42
Gross Misd.	337	190	163	364	263	101	266	3	93	2	0	0	2	362	0	0	0	0	0	0	0
Misdemeanor	517	301	254	564	443	121	513	2	47	2	0	0	1	563	0	83	0	2	14	39	0
Juvenile	190	171	186	175	130	45	142	1	32	0	0	0	2	173	0	38	24	0	9	2	4
Total	1279	767	733	1314	1005	309	1081	7	221	5	0	0	6	1308	0	163	38	2	27	41	46
Morrison (CCA)																					
Felony	262	55	96	225	159	66	208	6	7	2	2	0	7	218	2	16	23	0	3	0	26
Gross Misd.	252	98	140	214	189	25	197	5	12	0	0	0	2	212	0	13	1	2	19	6	2
Misdemeanor	205	167	181	183	158	25	175	1	4	1	2	0	1	182	0	43	0	0	17	30	1
Juvenile	122	165	166	121	92	29	118	0	1	0	2	0	2	119	1	19	9	0	3	8	9
Total	841	485	583	743	598	145	698	12	24	3	6	0	12	731	3	91	33	2	42	44	38
Mower																					
Felony	239	65	111	191	154	37	160	16	6	3	6	0	14	177	1	21	24	0	3	2	7
Gross Misd.	243	74	156	167	133	34	157	5	1	0	4	0	17	150	0	10	0	0	3	0	0
Misdemeanor	339	204	297	242	194	48	210	7	2	3	20	0	26	216	0	41	0	0	0	1	0
Juvenile	104	92	90	106	75	31	93	3	3	1	6	0	5	101	3	21	12	0	0	0	1
Total	925	435	654	706	556	150	620	31	12	7	36	0	62	644	4	93	36	0	6	3	8

	Disturbing Peace	Drugs	DWI	Escape/Flight	Forgery	Gambling	Homicide	Juvenile Status Offense	Kidnapping	Obscenity	Property Damage	Robbery	Sex Related	Stolen Property	Theft	Theft Related	Traffic (exclude DWI)	Vehicle Theft	Weapons	Other	Unknown
Lincoln																					
Felony	0	5	0	0	0	0	1	0	0	0	0	0	0	0	3	0	0	2	0	0	0
Gross Misd.	0	0	6	0	0	0	0	0	0	0	0	0	0	0	0	0	0	0	0	0	0
Misdemeanor	1	0	2	0	0	0	0	0	0	0	0	0	0	0	0	0	2	0	0	0	0
Juvenile	0	1	0	0	0	0	0	0	0	0	1	0	0	0	0	0	1	1	0	0	0
Total	1	6	8	0	0	0	1	0	0	0	1	0	0	0	3	0	3	3	0	0	0
Lyon																					
Felony	3	45	0	9	40	0	0	0	1	0	5	0	0	6	29	31	3	5	0	0	0
Gross Misd.	5	2	135	1	4	0	0	0	0	0	9	0	1	5	9	14	8	1	1	0	0
Misdemeanor	19	12	145	0	0	0	0	3	0	1	6	0	0	1	17	5	171	1	0	0	0
Juvenile	12	6	2	0	5	0	0	2	0	0	14	0	0	3	21	3	8	4	2	0	0
Total	39	65	282	10	49	0	0	5	1	1	34	0	1	15	76	53	190	11	3	0	0
Mahnomon																					
Felony	0	8	0	4	2	0	2	1	0	0	3	0	0	0	11	4	1	2	3	0	0
Gross Misd.	1	0	112	2	0	0	0	0	0	0	0	0	0	0	0	0	1	0	1	0	0
Misdemeanor	0	0	0	0	0	0	0	2	0	0	0	0	0	0	1	0	0	0	0	0	0
Juvenile	8	2	2	1	0	0	0	0	0	0	6	0	1	2	4	0	0	2	0	0	0
Total	9	10	114	7	2	0	2	3	0	0	9	0	1	2	16	4	2	4	4	0	0
Marshall																					
Felony	0	3	0	0	1	0	0	0	0	0	2	0	0	2	6	1	0	4	1	0	0
Gross Misd.	0	0	6	0	0	0	0	0	0	1	0	0	0	0	1	1	0	0	0	0	0
Misdemeanor	0	0	0	0	0	0	0	0	0	0	1	0	0	0	0	0	0	0	0	0	0
Juvenile	2	0	0	0	0	0	0	0	0	0	7	0	2	0	8	0	2	2	0	0	0
Total	2	3	6	0	1	0	0	0	0	1	10	0	2	2	15	2	2	6	1	0	0
Martin																					
Felony	1	30	0	2	9	0	0	0	1	0	3	0	0	3	10	14	2	2	0	0	0
Gross Misd.	0	0	85	1	2	0	0	0	0	0	2	0	0	3	7	2	7	0	0	0	0
Misdemeanor	18	3	65	0	1	0	0	0	0	0	7	0	0	0	15	36	123	3	0	0	0
Juvenile	5	15	4	0	3	0	0	0	0	0	17	1	0	2	15	0	9	9	0	0	0
Total	24	48	154	3	15	0	0	0	1	0	29	1	0	8	47	52	141	14	0	0	0
McLeod																					
Felony	1	67	0	7	15	1	1	0	2	0	8	4	0	6	47	31	3	13	2	0	0
Gross Misd.	2	0	127	1	1	0	0	0	0	0	4	0	0	0	4	5	9	0	1	0	0
Misdemeanor	12	0	45	1	0	0	0	0	0	0	2	0	1	0	5	7	14	0	0	0	0
Juvenile	19	11	0	0	2	0	0	0	0	0	8	0	1	4	16	1	4	14	3	0	0
Total	34	78	172	9	18	1	1	0	2	0	22	4	2	10	72	44	30	27	6	0	0
Meeker																					
Felony	1	27	0	3	6	0	1	0	1	0	4	2	0	3	19	9	2	1	0	0	0
Gross Misd.	0	2	81	0	0	0	0	0	0	0	2	0	0	3	6	6	31	1	0	0	0
Misdemeanor	30	5	79	0	0	5	0	1	0	1	5	0	0	2	6	1	70	0	2	0	0
Juvenile	11	11	1	0	4	0	0	25	0	0	16	0	0	5	34	2	18	5	0	0	0
Total	42	45	161	3	10	5	1	26	1	1	27	2	0	13	65	18	121	7	2	0	0
Mille Lacs																					
Felony	2	52	0	8	11	0	0	0	1	0	5	0	1	10	16	23	6	2	4	0	0
Gross Misd.	0	0	414	0	0	0	0	0	0	0	0	0	0	0	0	0	47	0	0	0	0
Misdemeanor	26	6	359	0	0	0	0	0	0	1	4	0	1	3	13	7	69	0	1	0	0
Juvenile	6	0	0	2	0	0	0	75	0	0	16	1	1	3	17	5	20	6	2	0	0
Total	34	58	773	10	11	0	0	75	1	1	25	1	3	16	46	35	142	8	7	0	0
Morrison (CCA)																					
Felony	1	60	1	10	7	0	7	1	1	0	4	0	1	3	40	49	3	6	1	0	0
Gross Misd.	0	0	169	5	4	0	0	0	0	0	2	0	0	0	9	5	24	0	0	0	0
Misdemeanor	22	3	66	0	0	0	0	0	0	0	6	0	1	1	12	0	31	0	0	0	0
Juvenile	8	7	1	2	0	0	0	40	1	0	2	3	0	1	16	0	28	6	0	0	0
Total	31	70	237	17	11	0	7	41	2	0	14	3	2	5	77	54	86	12	1	0	0
Mower																					
Felony	5	74	1	4	8	0	3	0	0	0	7	5	0	7	25	13	3	3	1	0	0
Gross Misd.	0	2	121	0	5	0	0	16	0	0	3	0	1	1	9	5	10	0	2	0	0
Misdemeanor	2	9	95	0	0	0	0	69	0	1	5	0	0	0	12	1	87	0	0	0	0
Juvenile	1	12	3	2	5	0	0	56	0	0	7	1	0	4	16	1	11	6	3	0	0
Total	8	97	220	6	18	0	3	141	0	1	22	6	1	12	62	20	111	9	6	0	0

	2000 Year-end Population	2001 Entries	2001 Removals	2001 Year-end Population	Male	Female	White	Black	American Indian	Asian/Pacific Islander	Other Race	Unknown Race	Hispanic	Not Hispanic	Arson	Assault	Burglary	Crime Against Family	Crime Against Justice	Crime Against Government	Criminal Sexual Conduct	
Murray																						
Felony	7	6	3	10	9	1	9	0	0	0	1	0	0	10	0	0	4	0	0	0	0	
Gross Misd.	25	24	21	29	20	9	27	1	0	0	1	0	3	26	0	0	0	0	0	0	0	
Misdemeanor	16	34	26	23	19	4	21	1	0	0	1	0	0	23	0	3	0	0	0	2	0	
Juvenile	20	21	20	21	15	6	19	0	0	0	2	0	0	21	0	2	4	0	2	0	1	
Total	68	85	70	83	63	20	76	2	0	0	5	0	3	80	0	5	8	0	2	2	1	
Nicollet																						
Felony	171	102	79	194	151	43	183	7	1	1	2	0	19	175	2	19	14	3	3	3	41	
Gross Misd.	198	114	99	219	192	27	209	5	1	0	4	0	18	201	0	2	0	5	11	5	0	
Misdemeanor	299	236	239	290	239	51	270	8	2	3	7	0	21	269	0	23	0	0	16	7	0	
Juvenile	96	109	121	84	54	30	77	4	1	0	2	0	6	78	1	28	4	0	5	0	4	
Total	764	561	538	787	636	151	739	24	5	4	15	0	64	723	3	72	18	8	35	15	45	
Nobles (CCA)																						
Felony	149	37	51	139	103	36	119	4	2	14	0	0	44	95	0	18	11	0	10	0	16	
Gross Misd.	160	70	66	173	149	24	157	5	4	7	0	0	70	103	0	3	1	3	9	5	0	
Misdemeanor	389	268	273	371	277	94	336	12	5	17	1	0	142	229	1	15	0	1	15	27	0	
Juvenile	108	92	100	100	77	23	86	0	1	13	0	0	29	71	0	21	7	0	1	0	3	
Total	806	467	490	783	606	177	698	21	12	51	1	0	285	498	1	57	19	4	35	32	19	
Non-Minnesota Cty.																						
Felony	1		0	1	1	0	1	0	0	0	0	0	0	1	0	0	0	0	0	0	0	
Gross Misd.	1	3	0	4	1	3	4	0	0	0	0	0	1	3	0	1	0	0	0	0	0	
Misdemeanor	1		1	0	0	0	0	0	0	0	0	0	0	0	0	0	0	0	0	0	0	
Juvenile	10	1	11	0	0	0	0	0	0	0	0	0	0	0	0	0	0	0	0	0	0	
Total	13	4	12	5	2	3	5	0	0	0	0	0	1	4	0	1	0	0	0	0	0	
Norman (CCA)																						
Felony	41	27	20	50	40	10	46	1	2	0	1	0	10	40	0	6	10	0	0	0	11	
Gross Misd.	39	19	15	43	37	6	40	0	3	0	0	0	2	41	0	2	0	1	2	1	1	
Misdemeanor	14	23	13	22	17	5	21	0	1	0	0	0	1	21	0	8	0	0	2	2	0	
Juvenile	10	26	20	16	12	4	16	0	0	0	0	0	0	16	0	3	0	0	0	0	0	
Total	104	95	68	131	106	25	123	1	6	0	1	0	13	118	0	19	10	1	4	3	12	
Olmsted (CCA)																						
Felony	683	320	317	703	547	156	526	110	5	30	32	0	24	679	5	102	74	3	22	3	162	
Gross Misd.	590	343	387	552	459	93	460	52	2	17	21	0	25	527	1	51	1	3	47	5	5	
Misdemeanor	571	654	643	559	447	112	443	63	5	24	24	0	31	528	0	132	1	0	54	52	0	
Juvenile	339	274	256	357	271	86	242	61	1	33	20	0	11	346	8	122	46	0	28	7	36	
Total	2183	1591	1603	2171	1724	447	1671	286	13	104	97	0	91	2080	14	407	122	6	151	67	203	
Otter Tail																						
Felony	420	126	131	415	305	110	384	20	11	0	0	0	12	403	1	35	79	4	5	3	46	
Gross Misd.	113	107	93	127	105	22	108	11	2	0	6	0	3	124	0	11	1	2	13	3	3	
Misdemeanor	74	93	96	71	53	18	56	5	3	0	7	0	4	67	0	42	0	0	2	3	0	
Juvenile	173	256	264	165	132	33	151	5	4	0	5	0	14	151	0	28	21	0	8	24	11	
Total	780	582	584	778	595	183	699	41	20	0	18	0	33	745	1	116	101	6	28	33	60	
Pennington																						
Felony	105	41	53	95	82	13	83	3	7	0	2	0	1	94	2	15	18	0	0	0	9	
Gross Misd.	16	27	11	29	25	4	23	0	5	0	1	0	1	28	0	2	0	1	1	1	1	
Misdemeanor	1	2	2	2	1	1	2	0	0	0	0	0	0	2	0	2	0	0	0	0	0	
Juvenile	40	22	27	35	30	5	31	0	3	0	1	0	2	33	0	10	5	0	1	0	2	
Total	162	92	93	161	138	23	139	3	15	0	4	0	4	157	2	29	23	1	2	1	12	
Pine																						
Felony	167	70	53	185	156	29	166	6	7	0	6	0	2	183	4	15	30	0	0	0	15	
Gross Misd.	266	141	115	295	250	45	210	0	18	0	67	0	1	294	0	6	0	2	10	2	3	
Misdemeanor	505	471	391	581	464	117	218	4	28	2	329	0	1	580	1	50	0	2	32	28	1	
Juvenile	167	151	130	188	134	54	145	2	22	1	18	0	3	185	5	56	34	1	5	2	7	
Total	1105	833	689	1249	1004	245	739	12	75	3	420	0	7	1242	10	127	64	5	47	32	26	
Pipestone																						
Felony	59	25	26	60	48	12	54	1	2	2	1	0	4	56	0	4	23	0	1	0	9	
Gross Misd.	57	52	53	55	48	7	39	4	10	1	1	0	3	52	0	2	3	1	3	2	0	
Misdemeanor	39	28	35	31	26	5	19	5	6	0	1	0	3	28	0	11	0	0	2	4	0	
Juvenile	46	25	47	24	18	6	17	3	3	1	0	0	0	24	0	5	4	0	1	1	2	
Total	201	130	161	170	140	30	129	13	21	4	3	0	10	160	0	22	30	1	7	7	11	

	Disturbing Peace	Drugs	DWI	Escape/Flight	Forgery	Gambling	Homicide	Juvenile Status Offense	Kidnapping	Obscenity	Property Damage	Robbery	Sex Related	Stolen Property	Theft	Theft Related	Traffic (exclude DWI)	Vehicle Theft	Weapons	Other	Unknown
Murray																					
Felony	0	5	0	0	0	0	0	0	0	0	0	0	0	0	2	0	0	0	0	0	0
Gross Misd.	0	0	16	0	1	0	0	1	0	0	3	0	0	1	4	2	2	0	0	0	0
Misdemeanor	4	1	5	1	0	0	0	1	0	0	2	0	0	1	0	1	6	0	1	0	0
Juvenile	1	0	0	0	1	0	0	11	0	0	6	0	0	0	5	0	1	0	0	0	0
Total	5	6	21	1	2	0	0	13	0	0	11	0	0	2	11	3	9	0	1	0	0
Nicollet																					
Felony	0	37	1	0	9	0	4	2	0	0	9	5	0	0	46	7	4	2	1	0	0
Gross Misd.	0	0	185	0	4	0	0	0	0	0	2	0	0	1	1	2	19	0	0	0	0
Misdemeanor	13	1	225	0	0	0	0	4	0	0	3	0	1	0	5	2	12	0	0	0	0
Juvenile	17	11	0	1	1	0	0	70	0	0	12	1	0	4	26	0	2	1	2	0	0
Total	30	49	411	1	14	0	4	76	0	0	26	6	1	5	78	11	37	3	3	0	0
Nobles (CCA)																					
Felony	3	28	1	7	14	0	0	0	1	0	3	0	0	1	22	14	5	1	2	0	0
Gross Misd.	11	0	112	1	4	0	0	0	0	0	2	0	0	0	3	5	23	1	1	0	0
Misdemeanor	42	0	87	0	0	0	0	13	0	0	2	0	1	0	42	17	160	0	0	0	0
Juvenile	16	5	2	2	0	0	0	33	0	0	9	0	0	3	13	3	17	12	5	0	0
Total	72	33	202	10	18	0	0	46	1	0	16	0	1	4	80	39	205	14	8	0	0
Non-Minnesota Cty.																					
Felony	0	0	0	0	0	0	0	0	0	0	0	0	0	0	1	0	0	0	0	0	0
Gross Misd.	0	0	3	0	0	0	0	0	0	0	0	0	0	0	0	0	0	0	0	0	0
Misdemeanor	0	0	0	0	0	0	0	0	0	0	0	0	0	0	0	0	0	1	0	0	0
Juvenile	0	0	0	0	0	0	0	0	0	0	0	0	0	0	0	0	0	0	0	0	0
Total	0	0	3	0	0	0	0	0	0	0	0	0	0	0	1	0	0	1	0	0	0
Norman (CCA)																					
Felony	0	9	1	0	1	0	0	0	0	0	6	0	0	1	7	12	0	0	1	0	0
Gross Misd.	1	0	32	0	0	0	0	0	0	1	2	0	0	0	3	0	6	0	1	0	0
Misdemeanor	4	0	1	0	0	0	0	3	0	0	0	0	0	0	0	0	2	0	1	0	0
Juvenile	1	0	0	0	0	0	0	5	0	0	2	0	0	0	4	1	2	0	2	0	0
Total	6	9	34	0	1	0	0	8	0	1	10	0	0	1	14	13	10	0	5	0	0
Olmsted (CCA)																					
Felony	4	158	17	29	36	0	1	8	1	0	22	11	7	24	149	26	2	10	4	0	0
Gross Misd.	8	1	444	3	4	0	0	5	0	1	8	0	2	4	33	10	81	0	4	0	0
Misdemeanor	89	9	367	1	0	0	0	21	0	5	7	0	0	1	22	3	104	0	0	0	0
Juvenile	76	17	5	7	7	0	0	162	3	0	46	8	0	22	108	4	14	31	6	0	0
Total	177	185	833	40	47	0	1	196	4	6	83	19	9	51	312	43	201	41	14	0	0
Otter Tail																					
Felony	4	75	3	17	29	2	0	1	3	0	7	1	1	12	119	41	5	25	3	0	0
Gross Misd.	2	0	80	1	2	0	0	1	0	0	1	0	0	1	14	4	4	0	0	0	0
Misdemeanor	15	0	13	0	0	0	0	5	0	0	1	0	0	0	6	0	3	1	0	0	0
Juvenile	18	13	1	4	2	0	0	15	0	0	17	0	0	4	45	0	17	10	3	0	0
Total	39	88	97	22	33	2	0	22	3	0	26	1	1	17	184	45	29	36	6	0	0
Pennington																					
Felony	2	25	0	2	4	0	1	0	1	0	5	0	0	1	7	14	0	5	1	0	0
Gross Misd.	0	0	26	0	0	0	0	0	0	0	2	0	0	0	1	2	0	0	0	0	0
Misdemeanor	0	1	1	0	0	0	0	0	0	0	0	0	0	0	0	3	0	0	0	0	0
Juvenile	9	2	0	0	1	0	0	0	0	0	8	0	0	2	12	0	0	8	1	0	0
Total	11	28	27	2	5	0	1	0	1	0	15	0	0	3	20	19	0	13	2	0	0
Pine																					
Felony	0	35	0	7	10	1	0	0	0	0	11	3	4	11	38	8	2	18	0	0	0
Gross Misd.	3	0	155	5	2	0	1	5	0	0	3	0	0	3	7	1	121	0	2	0	0
Misdemeanor	49	11	138	0	1	0	0	4	0	0	8	0	0	3	12	24	313	2	4	0	0
Juvenile	17	13	9	1	3	0	0	54	0	1	28	4	0	6	34	2	33	24	7	0	0
Total	69	59	302	13	16	1	1	63	0	1	50	7	4	23	91	35	469	44	13	0	0
Pipestone																					
Felony	0	14	1	0	2	0	0	0	0	0	3	2	0	0	17	4	1	0	2	0	0
Gross Misd.	0	1	27	2	1	0	0	1	0	0	2	0	0	0	2	0	13	0	0	0	0
Misdemeanor	3	0	10	0	0	0	0	3	0	0	0	0	0	0	2	2	7	0	0	0	0
Juvenile	0	1	0	0	1	0	0	9	0	0	2	0	0	0	8	0	0	2	0	0	0
Total	3	16	38	2	4	0	0	13	0	0	7	2	0	0	29	6	21	2	2	0	0

	2000 Year-end Population	2001 Entries	2001 Removals	2001 Year-end Population	Male	Female	White	Black	American Indian	Asian/Pacific Islander	Other Race	Unknown Race	Hispanic	Not Hispanic	Arson	Assault	Burglary	Crime Against Family	Crime Against Justice	Crime Against Government	Criminal Sexual Conduct	
Polk (CCA)																						
Felony	420	156	135	449	327	122	419	6	22	1	1	0	92	357	1	67	65	3	7	0	43	
Gross Misd.	427	180	116	485	401	84	459	1	25	0	0	0	43	442	0	17	1	5	33	21	4	
Misdemeanor	28	50	53	23	15	8	23	0	0	0	0	0	3	20	0	8	0	2	1	3	0	
Juvenile	110	119	148	81	60	21	78	0	3	0	0	0	14	67	0	19	19	0	5	1	3	
Total	985	505	452	1038	803	235	979	7	50	1	1	0	152	886	1	111	85	10	46	25	50	
Pope																						
Felony	37	4	13	28	24	4	27	0	0	0	1	0	0	28	0	1	4	0	1	1	4	
Gross Misd.	31	42	29	45	32	13	44	0	0	0	1	0	0	45	0	1	0	0	1	0	3	
Misdemeanor	40	104	67	76	58	18	75	1	0	0	0	0	0	76	0	6	0	0	4	10	0	
Juvenile	30	36	30	36	25	11	35	1	0	0	0	0	0	36	0	4	0	0	0	0	0	
Total	138	186	139	185	139	46	181	2	0	0	2	0	0	185	0	12	4	0	6	11	7	
Ramsey (CCA)																						
Felony	6077	1232	1612	5738	4157	1581	2699	2189	55	199	596	0	320	5418	18	443	238	26	48	0	423	
Gross Misd.	2747	1264	1170	2927	2406	521	2028	477	33	51	338	0	208	2719	1	127	7	48	198	21	21	
Misdemeanor	5277	5077	3868	6359	4689	1670	4284	1059	63	227	726	0	483	5876	2	552	0	0	343	900	0	
Juvenile	1834	2188	2242	1780	1228	552	733	563	69	274	36	0	123	1657	25	407	190	3	10	1733	115	
Total	15935	9761	8892	16804	12480	4324	9744	4288	220	751	1696	0	1134	15670	46	1529	435	77	599	2654	559	
Red Lake (CCA)																						
Felony	21	8	6	24	20	4	24	0	0	0	0	0	0	24	0	3	3	1	1	0	3	
Gross Misd.	7	13	5	14	11	3	14	0	0	0	0	0	1	13	0	1	0	1	1	1	0	
Misdemeanor	2	4	4	2	1	1	2	0	0	0	0	0	0	2	0	2	0	0	0	0	0	
Juvenile	23	18	30	11	7	4	11	0	0	0	0	0	0	11	0	2	1	0	0	0	0	
Total	53	43	45	51	39	12	51	0	0	0	0	0	1	50	0	8	4	2	2	1	3	
Redwood																						
Felony	93	55	65	85	70	15	61	4	16	0	4	0	4	81	1	11	10	0	1	0	14	
Gross Misd.	96	53	72	75	61	14	60	1	12	1	1	0	0	75	0	6	0	2	7	1	0	
Misdemeanor	114	93	102	105	87	18	84	4	13	0	4	0	8	97	0	39	0	0	8	3	0	
Juvenile	99	81	98	82	62	20	62	2	16	0	2	0	4	78	1	28	4	0	4	4	9	
Total	402	282	337	347	280	67	267	11	57	1	11	0	16	331	2	84	14	2	20	8	23	
Renville																						
Felony	77	28	25	80	63	17	74	1	1	1	3	0	11	69	2	13	8	0	0	0	10	
Gross Misd.	34	51	53	33	32	1	32	0	1	0	0	0	2	31	0	1	1	0	4	0	2	
Misdemeanor	56	61	66	50	38	12	49	0	0	0	1	0	8	42	0	8	0	0	4	2	0	
Juvenile	21	32	34	19	15	4	19	0	0	0	0	0	2	17	0	4	3	0	0	1	2	
Total	188	172	178	182	148	34	174	1	2	1	4	0	23	159	2	26	12	0	8	3	14	
Rice (CCA)																						
Felony	336	116	95	362	297	65	284	15	5	1	57	0	0	362	9	59	63	0	8	0	42	
Gross Misd.	331	174	161	356	291	65	281	5	0	0	70	0	0	356	0	15	3	3	12	5	2	
Misdemeanor	322	215	212	308	250	58	196	4	0	0	108	0	0	308	2	62	0	2	21	14	0	
Juvenile	173	117	124	166	133	33	137	2	0	3	24	0	0	166	4	33	11	0	5	44	6	
Total	1162	622	592	1192	971	221	898	26	5	4	259	0	0	1192	15	169	77	5	46	63	50	
Rock (CCA)																						
Felony	32	18	10	42	32	10	39	3	0	0	0	0	1	41	0	4	4	2	0	0	5	
Gross Misd.	41	19	22	38	31	7	33	3	1	1	0	0	2	36	0	1	0	1	1	1	0	
Misdemeanor	91	44	51	82	62	20	76	2	2	2	0	0	7	75	0	8	0	0	2	0	0	
Juvenile	18	21	16	23	16	7	23	0	0	0	0	0	0	23	0	1	4	0	0	0	1	
Total	182	102	99	185	141	44	171	8	3	3	0	0	10	175	0	14	8	3	3	1	6	
Roseau																						
Felony	75	45	39	81	60	21	67	0	7	1	6	0	2	79	1	12	19	3	2	0	9	
Gross Misd.	24	25	21	28	21	7	20	0	4	0	4	0	0	28	0	1	1	0	1	0	1	
Misdemeanor	6	8	5	9	6	3	6	0	0	0	3	0	0	9	0	2	1	0	0	0	0	
Juvenile	31	1	21	11	9	2	10	0	1	0	0	0	0	11	1	5	2	0	0	2	3	
Total	136	79	86	129	96	33	103	0	12	1	13	0	2	127	2	20	23	3	3	2	13	
Scott																						
Felony	466	181	254	398	318	80	326	42	12	8	10	0	9	389	5	52	29	3	6	2	29	
Gross Misd.	724	381	470	653	529	124	552	18	31	8	44	0	35	618	0	55	3	3	63	4	3	
Misdemeanor	948	782	787	919	757	162	775	53	19	22	50	0	73	846	1	181	1	3	50	5	0	
Juvenile	227	400	415	213	156	57	192	7	10	0	4	0	10	203	2	50	9	0	16	0	6	
Total	2365	1744	1926	2183	1760	423	1845	120	72	38	108	0	127	2056	8	338	42	9	135	11	38	

	Disturbing Peace	Drugs	DWI	Escape/Flight	Forgery	Gambling	Homicide	Juvenile Status Offense	Kidnapping	Obscenity	Property Damage	Robbery	Sex Related	Stolen Property	Theft	Theft Related	Traffic (exclude DWI)	Vehicle Theft	Weapons	Other	Unknown
Polk (CCA)																					
Felony	8	123	2	11	15	0	2	0	1	1	14	2	1	7	70	71	0	4	1	0	0
Gross Misd.	12	0	383	5	7	0	0	0	0	1	11	0	2	0	9	18	43	1	2	0	0
Misdemeanor	1	0	5	0	0	0	0	1	0	0	3	0	0	0	2	0	3	0	0	0	0
Juvenile	5	3	0	0	2	0	0	48	0	0	14	0	0	1	20	1	2	11	3	0	0
Total	26	126	390	16	24	0	2	49	1	2	42	2	3	8	101	90	48	16	6	0	0
Pope																					
Felony	2	6	0	1	2	0	0	0	0	0	1	0	0	1	8	1	0	0	1	0	0
Gross Misd.	1	0	36	0	0	0	0	0	0	0	0	0	0	0	0	1	3	0	0	0	0
Misdemeanor	7	3	37	0	0	0	0	0	0	0	3	0	0	0	2	0	12	0	0	0	0
Juvenile	0	0	3	0	0	0	0	8	0	0	8	0	0	0	0	6	0	0	3	4	0
Total	10	9	76	1	2	0	0	8	0	0	12	0	0	1	10	8	15	0	4	4	0
Ramsey (CCA)																					
Felony	93	2135	0	128	507	1	22	90	14	0	141	148	29	100	747	655	17	281	90	0	0
Gross Misd.	33	0	2271	18	50	0	0	30	0	0	34	0	57	17	125	10	159	0	52	0	0
Misdemeanor	703	26	2145	0	8	6	0	152	1	0	123	0	212	19	559	5	1369	12	13	0	0
Juvenile	215	135	3	38	5	1	3	663	5	0	214	62	12	38	12	10	27	348	119	0	0
Total	1044	2296	4419	184	570	8	25	935	20	0	512	210	310	174	1443	680	1572	641	274	0	0
Red Lake (CCA)																					
Felony	0	11	1	0	1	0	0	0	0	0	1	1	0	1	1	1	0	0	0	0	0
Gross Misd.	0	1	14	0	0	0	0	0	0	0	0	0	0	0	0	0	0	0	0	0	0
Misdemeanor	0	0	1	0	0	0	0	1	0	0	0	0	0	0	0	0	0	0	0	0	0
Juvenile	1	2	1	0	0	0	0	12	0	0	3	0	0	0	2	0	0	1	0	0	0
Total	1	14	17	0	1	0	0	13	0	0	4	1	0	1	3	1	0	1	0	0	0
Redwood																					
Felony	1	21	1	7	9	0	1	0	1	0	4	0	0	2	19	2	2	1	0	0	0
Gross Misd.	4	1	50	3	0	0	0	1	0	0	1	0	0	0	4	7	9	0	2	0	0
Misdemeanor	14	0	45	0	0	0	0	18	0	0	1	0	0	1	6	2	10	1	1	0	0
Juvenile	10	3	3	2	3	0	0	43	0	0	13	0	0	1	14	0	5	4	2	0	0
Total	29	25	99	12	12	0	1	62	1	0	19	0	0	4	43	11	26	6	5	0	0
Renville																					
Felony	1	17	0	2	6	0	1	0	0	0	3	1	0	3	12	4	0	4	0	0	0
Gross Misd.	0	0	25	0	0	0	0	0	0	0	2	0	0	2	1	1	2	0	0	0	0
Misdemeanor	2	0	36	0	0	0	0	1	0	0	2	0	0	0	0	1	0	0	0	0	0
Juvenile	0	0	0	0	0	0	0	0	0	0	1	0	0	2	6	1	0	1	0	0	0
Total	3	17	61	2	6	0	1	1	0	0	8	1	0	7	19	7	2	5	0	0	0
Rice (CCA)																					
Felony	0	83	0	16	20	0	1	0	1	0	10	2	0	15	47	16	5	23	3	0	0
Gross Misd.	1	0	298	5	13	0	0	0	0	0	4	0	0	2	20	1	36	1	1	0	0
Misdemeanor	22	4	178	1	0	0	0	2	0	0	10	0	1	0	23	0	58	2	1	0	0
Juvenile	10	27	11	2	2	0	0	6	0	1	28	1	0	3	27	7	20	15	6	0	0
Total	33	114	487	24	35	0	1	8	1	1	52	3	1	20	117	24	119	41	11	0	0
Rock (CCA)																					
Felony	2	11	1	0	2	0	0	0	0	0	1	1	0	0	3	5	0	0	1	0	0
Gross Misd.	1	1	24	0	0	0	0	0	0	0	0	0	0	0	5	4	0	0	1	0	0
Misdemeanor	1	1	27	0	0	0	0	2	0	0	3	0	0	1	9	5	36	0	0	0	0
Juvenile	0	0	0	0	0	0	0	5	0	0	5	0	0	1	12	1	0	2	0	0	0
Total	4	13	52	0	2	0	0	7	0	0	9	1	0	2	29	15	36	2	2	0	0
Roseau																					
Felony	0	14	0	1	9	0	0	0	0	0	5	0	0	2	12	6	0	2	2	0	0
Gross Misd.	0	1	20	0	4	0	0	0	0	0	2	0	1	1	4	3	1	0	0	0	0
Misdemeanor	0	0	4	0	0	0	0	0	0	0	1	0	0	0	0	0	1	0	0	0	0
Juvenile	1	2	0	0	0	0	0	0	0	0	2	0	0	0	1	0	0	0	0	0	0
Total	1	17	24	1	13	0	0	0	0	0	10	0	1	3	17	9	2	2	2	0	0
Scott																					
Felony	4	117	0	12	25	0	1	1	2	0	13	4	1	16	68	24	10	14	4	0	0
Gross Misd.	4	0	13	10	10	2	0	0	0	4	17	0	2	7	29	13	489	0	4	0	0
Misdemeanor	90	12	6	0	3	2	0	56	0	1	20	0	0	1	18	21	689	3	0	0	0
Juvenile	29	12	0	1	1	0	0	106	0	1	19	1	0	4	44	6	30	18	4	0	0
Total	127	141	19	23	39	4	1	163	2	6	69	5	3	28	159	64	1218	35	12	0	0

	2000 Year-end Population	2001 Entries	2001 Removals	2001 Year-end Population	Male	Female	White	Black	American Indian	Asian/Pacific Islander	Other Race	Unknown Race	Hispanic	Not Hispanic	Arson	Assault	Burglary	Crime Against Family	Crime Against Justice	Crime Against Government	Criminal Sexual Conduct	
Sherburne																						
Felony	310	156	155	311	255	56	293	4	4	2	8	0	2	309	3	40	24	0	5	0	13	
Gross Misd.	456	300	342	414	334	80	408	4	2	0	0	0	7	407	0	25	2	0	6	3	1	
Misdemeanor	568	442	525	485	325	160	475	8	2	0	0	0	7	478	0	70	0	0	21	50	0	
Juvenile	371	454	455	370	291	79	366	0	2	2	0	0	0	370	0	40	20	2	3	1	20	
Total	1705	1352	1477	1580	1205	375	1542	16	10	4	8	0	16	1564	3	175	46	2	35	54	34	
Sibley																						
Felony	71	26	35	62	52	10	59	2	1	0	0	0	10	52	1	7	6	0	2	0	7	
Gross Misd.	79	76	65	90	80	10	85	1	1	0	3	0	16	74	0	2	0	0	3	0	0	
Misdemeanor	69	60	66	63	57	6	60	0	0	0	3	0	10	53	0	22	0	0	4	1	0	
Juvenile	48	46	28	66	51	15	60	1	0	0	5	0	11	55	0	10	7	1	2	2	4	
Total	267	208	194	281	240	41	264	4	2	0	11	0	47	234	1	41	13	1	11	3	11	
St. Louis (CCA)																						
Felony	1624	504	517	1624	1297	327	1289	182	136	9	8	0	22	1602	11	257	187	5	24	1	189	
Gross Misd.	1449	652	704	1456	1198	258	1253	52	110	1	40	0	9	1447	0	79	2	16	129	5	9	
Misdemeanor	2358	1674	1921	2039	1567	472	1688	72	122	7	150	0	17	2022	0	278	0	0	82	60	2	
Juvenile	892	934	1088	738	543	195	482	28	92	1	135	0	3	735	11	173	90	2	73	1	64	
Total	6323	3764	4230	5857	4605	1252	4712	334	460	18	333	0	51	5806	22	787	279	23	308	67	264	
Stearns (CCA)																						
Felony	892	250	329	837	639	198	707	117	15	19	8	0	19	818	10	151	107	4	27	3	86	
Gross Misd.	718	385	463	673	565	108	590	46	13	6	18	0	18	655	0	47	2	5	53	5	9	
Misdemeanor	1045	1080	1170	899	688	211	720	72	11	20	76	0	30	869	0	207	0	0	55	169	0	
Juvenile	343	406	480	268	215	53	218	20	2	0	28	0	6	262	7	73	33	0	14	0	17	
Total	2998	2121	2442	2677	2107	570	2235	255	41	45	130	0	73	2604	17	478	142	9	149	177	112	
Steele																						
Felony	150	42	71	122	103	19	105	10	0	3	4	0	11	111	1	15	14	1	4	0	9	
Gross Misd.	51	177	25	205	163	42	188	5	0	0	12	0	27	178	0	11	1	5	7	2	2	
Misdemeanor	31	215	37	206	157	49	189	11	0	1	5	0	38	168	0	33	0	10	8	7	1	
Juvenile	6	116	39	83	59	24	73	3	1	3	3	0	7	76	0	44	24	1	4	2	3	
Total	238	550	172	616	482	134	555	29	1	7	24	0	83	533	1	103	39	17	23	11	15	
Stevens																						
Felony	33	5	10	28	23	5	23	3	1	0	1	0	0	28	0	2	4	0	1	0	6	
Gross Misd.	4	17	7	14	11	3	11	0	0	0	3	0	0	14	0	0	0	0	0	0	1	
Misdemeanor	1	21	7	15	14	1	12	0	0	0	3	0	0	15	0	5	0	0	4	0	0	
Juvenile	19	50	43	26	14	12	26	0	0	0	0	0	0	26	0	0	5	0	0	0	0	
Total	57	93	67	83	62	21	72	3	1	0	7	0	0	83	0	7	9	0	5	0	7	
Swift (CCA)																						
Felony	6	2	6	2	2	0	2	0	0	0	0	0	0	2	0	0	0	0	0	0	1	
Gross Misd.	35	19	31	23	18	5	23	0	0	0	0	0	0	23	0	1	1	0	0	1	0	
Misdemeanor	56	34	67	23	16	7	23	0	0	0	0	0	2	21	0	2	0	0	1	5	0	
Juvenile	31	21	41	11	8	3	11	0	0	0	0	0	0	11	0	4	1	0	0	0	2	
Total	128	76	145	59	44	15	59	0	0	0	0	0	2	57	0	7	2	0	1	6	3	
Todd (CCA)																						
Felony	136	54	55	132	106	26	113	1	2	2	14	0	1	131	4	8	18	0	2	0	28	
Gross Misd.	107	63	66	107	89	18	96	0	0	0	11	0	5	102	0	4	0	0	8	2	4	
Misdemeanor	49	36	42	43	35	8	35	1	1	0	6	0	4	39	0	22	0	0	8	6	0	
Juvenile	75	55	72	58	54	4	57	0	0	0	1	0	1	57	0	7	8	0	1	1	14	
Total	367	208	235	340	284	56	301	2	3	2	32	0	11	329	4	41	26	0	19	9	46	
Traverse																						
Felony	10	3	3	10	6	4	10	0	0	0	0	0	0	10	0	1	1	0	0	0	2	
Gross Misd.	4	9	2	11	9	2	7	0	0	0	4	0	0	11	0	0	0	0	0	1	0	
Misdemeanor	8	26	5	29	24	5	19	1	0	0	9	0	1	28	0	9	0	0	0	2	0	
Juvenile	20	38	39	19	13	6	19	0	0	0	0	0	0	19	0	1	3	0	0	0	0	
Total	42	76	49	69	52	17	55	1	0	0	13	0	1	68	0	11	4	0	0	3	2	
Wabasha																						
Felony	50	13	30	32	30	2	32	0	0	0	0	0	1	31	0	8	8	0	0	0	15	
Gross Misd.	123	59	61	123	100	23	122	1	0	0	0	0	1	122	0	9	0	0	11	0	0	
Misdemeanor	182	162	208	135	104	31	131	1	2	0	1	0	6	129	0	22	0	0	10	19	1	
Juvenile	16	83	46	53	39	14	52	0	0	0	1	0	1	52	0	5	4	0	1	4	0	
Total	371	317	345	343	273	70	337	2	2	0	2	0	9	334	0	44	12	0	22	23	16	

	Disturbing Peace	Drugs	DWI	Escape/Flight	Forgery	Gambling	Homicide	Juvenile Status Offense	Kidnapping	Obsenity	Property Damage	Robbery	Sex Related	Stolen Property	Theft	Theft Related	Traffic (exclude DWI)	Vehicle Theft	Weapons	Other	Unknown
Sherburne																					
Felony	0	104	1	10	16	0	2	2	2	0	14	1	4	21	24	44	3	13	0	0	0
Gross Misd.	6	0	312	2	1	0	0	0	0	1	2	0	1	5	10	20	15	5	0	0	12
Misdemeanor	62	10	200	3	2	0	0	0	0	1	5	0	1	15	30	1	14	0	0	0	0
Juvenile	9	3	2	7	9	0	0	95	0	2	20	5	5	16	50	20	10	30	1	0	0
Total	77	117	515	22	28	0	2	97	2	4	41	6	11	57	114	85	42	48	1	0	12
Sibley																					
Felony	1	15	0	2	5	1	0	0	0	0	5	0	1	1	6	8	1	4	0	0	0
Gross Misd.	0	1	77	0	1	0	0	0	0	0	5	0	0	1	2	3	4	1	0	0	0
Misdemeanor	10	0	24	0	0	0	0	0	0	0	2	0	0	0	1	2	10	0	0	0	0
Juvenile	10	1	1	0	0	0	0	0	0	1	20	0	0	2	25	0	12	2	1	0	0
Total	21	17	102	2	6	1	0	0	0	1	32	0	1	4	34	13	27	7	1	0	0
St. Louis (CCA)																					
Felony	28	416	2	75	118	6	2	0	8	2	50	30	3	31	159	160	53	56	28	0	0
Gross Misd.	38	3	1124	15	8	0	0	0	1	2	21	0	3	3	22	20	144	2	6	0	0
Misdemeanor	206	26	1150	0	3	0	0	177	0	3	42	0	0	3	86	37	329	4	0	0	0
Juvenile	67	63	3	20	4	0	0	335	0	6	101	12	0	20	86	55	48	61	12	0	0
Total	339	508	2279	110	133	6	2	512	9	13	214	42	6	57	353	272	574	123	46	0	0
Stearns (CCA)																					
Felony	2	163	3	26	93	1	4	0	1	0	21	18	1	44	130	109	12	20	3	0	0
Gross Misd.	5	4	564	8	11	0	0	0	0	1	9	0	0	4	26	12	75	0	4	0	0
Misdemeanor	167	24	387	1	0	0	0	0	0	5	29	0	1	0	48	12	167	1	2	0	0
Juvenile	43	21	4	6	8	0	1	53	0	0	27	11	0	11	78	4	10	21	10	0	0
Total	217	212	958	41	112	1	5	53	1	6	86	29	2	59	282	137	264	42	19	0	0
Steele																					
Felony	0	43	2	3	9	0	0	0	0	0	1	1	0	7	15	8	2	4	1	0	0
Gross Misd.	0	0	153	0	6	0	0	0	0	0	4	0	1	0	7	2	14	0	0	0	0
Misdemeanor	13	1	120	2	1	0	0	0	0	1	2	0	0	1	11	0	23	2	0	0	0
Juvenile	5	5	0	0	4	0	0	36	0	0	8	1	0	0	31	0	7	6	0	0	0
Total	18	49	275	5	20	0	0	36	0	1	15	2	1	8	64	10	46	12	1	0	0
Stevens																					
Felony	0	7	0	1	1	0	0	0	0	0	0	1	0	1	4	3	0	0	0	0	0
Gross Misd.	0	0	10	1	1	0	0	0	0	0	0	0	0	0	1	1	1	0	0	0	0
Misdemeanor	0	0	10	0	0	0	0	1	0	0	0	0	0	0	0	0	0	0	0	0	0
Juvenile	1	0	0	0	0	0	0	8	0	0	6	0	0	0	5	0	0	0	0	1	0
Total	1	7	20	2	2	0	0	9	0	0	6	1	0	1	10	4	1	0	0	1	0
Swift (CCA)																					
Felony	0	0	1	0	0	0	0	0	0	0	0	0	0	0	0	0	0	0	0	0	0
Gross Misd.	0	0	20	0	0	0	0	0	0	0	0	0	0	0	0	1	0	0	0	0	0
Misdemeanor	1	0	9	0	0	0	0	0	0	0	0	0	0	0	0	5	2	0	0	0	0
Juvenile	0	0	0	0	0	0	0	2	0	0	0	0	0	0	3	0	2	1	0	0	0
Total	1	0	30	0	0	0	0	2	0	0	0	0	0	0	3	6	4	1	0	0	0
Todd (CCA)																					
Felony	0	19	0	3	1	0	2	2	0	0	4	1	0	1	27	8	3	1	0	0	0
Gross Misd.	0	0	75	1	0	0	0	1	0	0	2	0	0	1	3	2	4	0	0	0	0
Misdemeanor	0	1	89	1	0	0	0	0	0	0	3	0	0	0	12	0	9	0	0	0	0
Juvenile	7	2	0	0	0	0	0	19	0	0	11	0	0	0	8	0	7	6	0	0	0
Total	7	22	164	5	1	0	2	22	0	0	20	1	0	2	50	10	23	7	0	0	0
Traverse																					
Felony	0	3	0	0	1	0	0	0	0	0	0	0	0	1	1	1	0	1	0	0	0
Gross Misd.	0	0	8	0	0	0	0	0	0	0	0	0	0	1	0	1	0	0	0	0	0
Misdemeanor	0	0	15	0	0	0	0	0	0	0	1	0	0	0	2	2	2	1	0	0	0
Juvenile	0	0	2	0	1	0	0	8	0	0	0	0	1	0	1	0	1	1	0	0	0
Total	0	3	25	0	2	0	0	8	0	0	1	0	1	2	4	4	3	3	0	0	0
Wabasha																					
Felony	0	4	0	0	0	0	1	0	0	0	2	0	0	0	12	0	2	0	0	0	0
Gross Misd.	1	0	88	1	3	0	0	0	0	0	4	0	0	0	5	0	6	0	1	0	0
Misdemeanor	5	5	80	0	1	0	0	0	0	0	1	0	0	0	7	0	8	0	2	0	0
Juvenile	3	6	2	0	3	0	0	28	1	0	4	1	0	0	6	0	7	0	0	0	0
Total	9	15	170	1	7	0	1	28	1	0	11	1	0	0	30	0	23	0	3	0	0

	2000 Year-end Population	2001 Entries	2001 Removals	2001 Year-end Population	Male	Female	White	Black	American Indian	Asian/Pacific Islander	Other Race	Unknown Race	Hispanic	Not Hispanic	Arson	Assault	Burglary	Crime Against Family	Crime Against Justice	Crime Against Government	Criminal Sexual Conduct
Wadena (CCA)																					
Felony	107	31	48	91	66	25	86	0	1	0	4	0	0	91	1	5	14	1	2	0	25
Gross Misd.	30	30	20	40	30	10	36	1	0	0	3	0	0	40	0	4	0	0	0	0	4
Misdemeanor	23	19	18	23	17	6	20	0	0	1	2	0	0	23	0	12	0	0	1	1	0
Juvenile	35	38	32	41	30	11	38	2	0	0	1	0	1	40	0	12	6	0	0	0	9
Total	195	118	118	195	143	52	180	3	1	1	10	0	1	194	1	33	20	1	3	1	38
Waseca																					
Felony	59	28	34	53	40	13	46	4	0	0	3	0	6	47	2	8	5	2	1	0	5
Gross Misd.	88	67	61	94	83	18	88	4	1	0	10	0	9	92	0	1	1	7	5	0	1
Misdemeanor	115	122	117	120	90	23	91	2	0	0	18	0	16	97	0	5	0	10	3	0	0
Juvenile	73	95	103	65	50	15	55	2	0	0	8	0	7	58	0	8	7	1	2	0	6
Total	335	312	315	332	263	69	280	12	1	0	39	0	38	294	2	22	13	20	11	0	12
Washington (CCA)																					
Felony	1345	249	406	1201	953	248	1023	145	16	12	5	0	30	1171	5	108	80	11	23	4	93
Gross Misd.	1273	528	487	1351	1133	218	1246	58	21	4	22	0	37	1314	0	33	7	7	75	12	6
Misdemeanor	4141	2230	2336	3928	3070	859	3440	268	45	43	189	0	153	3832	1	242	1	6	128	148	0
Juvenile	267	446	441	272	227	45	244	13	2	5	8	0	6	266	3	72	24	0	13	1	22
Total	7026	3453	3670	6752	5383	1370	5953	484	84	64	224	0	226	6583	9	455	112	24	239	165	121
Watsonwan																					
Felony	71	20	39	54	41	13	49	2	0	2	1	0	24	30	0	11	3	0	1	0	6
Gross Misd.	58	50	27	86	74	12	82	0	3	0	1	0	21	65	0	4	0	1	7	5	4
Misdemeanor	89	52	54	80	74	6	76	2	2	0	0	0	41	39	0	32	0	0	10	4	0
Juvenile	42	33	23	52	41	11	50	2	0	0	0	0	16	36	0	18	6	0	0	2	5
Total	260	155	143	272	230	42	257	6	5	2	2	0	102	170	0	65	9	1	18	11	15
Wilkin																					
Felony	65	10	10	65	53	12	63	0	0	0	2	0	2	63	0	3	14	0	0	0	11
Gross Misd.	26	16	3	39	37	2	35	0	0	0	4	0	2	37	0	1	1	0	0	1	0
Misdemeanor	65	43	12	96	79	17	85	0	0	0	11	0	2	94	0	14	0	0	0	3	0
Juvenile	32	53	59	26	17	9	24	0	0	0	2	0	2	24	0	0	2	0	0	0	0
Total	188	122	84	226	186	40	207	0	0	0	19	0	8	218	0	18	17	0	0	4	11
Winona																					
Felony	261	78	123	213	180	33	190	16	1	5	1	0	1	212	0	46	27	1	12	2	32
Gross Misd.	244	128	123	260	229	31	236	3	1	2	18	0	9	251	0	14	1	2	23	9	0
Misdemeanor	444	340	339	437	334	103	385	16	0	11	25	0	15	422	0	50	0	0	22	7	1
Juvenile	141	97	139	99	85	14	87	6	1	2	3	0	2	97	0	25	12	0	14	1	1
Total	1090	643	724	1009	828	181	898	41	3	20	47	0	27	982	0	135	40	3	71	19	34
Wright																					
Felony	464	182	210	435	342	93	401	11	9	5	9	0	6	429	2	33	58	3	9	1	55
Gross Misd.	698	261	287	681	567	114	647	19	13	0	2	0	7	674	0	38	2	3	26	35	10
Misdemeanor	1072	634	775	923	733	190	865	18	16	3	21	0	27	896	0	149	1	0	61	119	0
Juvenile	448	443	427	464	349	115	459	4	1	0	0	0	4	460	7	66	52	0	9	2	36
Total	2682	1520	1699	2503	1991	512	2372	52	39	8	32	0	44	2459	9	286	113	6	105	157	101
Yellow Medicine (CCA)																					
Felony	21	1	13	8	6	2	8	0	0	0	0	0	0	8	0	1	0	0	0	0	2
Gross Misd.	48	16	40	22	16	6	20	0	2	0	0	0	0	22	0	0	0	0	0	0	0
Misdemeanor	53	36	62	30	18	12	23	0	6	0	1	0	1	29	0	3	0	0	3	1	0
Juvenile	33	26	36	23	21	2	18	0	5	0	0	0	1	22	1	3	2	0	1	0	1
Total	155	79	151	83	61	22	69	0	13	0	1	0	2	81	1	7	2	0	4	1	3

	Disturbing Peace	Drugs	DWI	Escape/Flight	Forgery	Gambling	Homicide	Juvenile Status Offense	Kidnapping	Obscenity	Property Damage	Robbery	Sex Related	Stolen Property	Theft	Theft Related	Traffic (exclude DWI)	Vehicle Theft	Weapons	Other	Unknown
Wadena (CCA)																					
Felony	0	9	0	5	2	0	0	0	0	0	2	0	0	0	21	16	0	0	0	0	0
Gross Misd.	0	0	11	0	1	0	0	2	0	0	1	0	0	0	8	2	16	0	0	0	0
Misdemeanor	1	2	3	0	0	0	0	3	0	0	2	0	0	0	16	0	2	0	1	0	0
Juvenile	2	1	0	0	2	0	0	5	0	1	3	0	0	0	14	0	0	1	0	0	0
Total	3	12	14	5	5	0	0	10	0	1	8	0	0	0	59	18	18	1	1	0	0
Waseca																					
Felony	1	10	0	2	4	0	1	0	0	0	1	0	1	1	12	1	0	3	1	0	0
Gross Misd.	0	1	74	1	1	0	0	0	0	0	2	0	1	0	1	2	2	0	0	0	0
Misdemeanor	8	0	70	0	0	0	0	5	0	0	0	0	0	0	3	5	5	0	0	0	0
Juvenile	1	2	0	0	1	0	0	12	0	0	5	0	3	2	7	1	3	2	2	0	0
Total	10	13	144	3	6	0	1	17	0	0	8	0	5	3	23	9	10	5	3	0	0
Washington (CCA)																					
Felony	7	425	20	38	89	1	0	0	1	0	41	11	6	48	139	112	10	52	15	0	0
Gross Misd.	14	4	1157	6	13	2	0	0	1	2	17	0	3	4	33	12	137	3	2	0	0
Misdemeanor	217	26	1746	2	5	0	0	28	0	6	39	0	5	4	160	179	1544	3	2	0	0
Juvenile	39	13	9	2	3	0	1	83	0	2	26	4	0	7	53	1	29	11	9	0	0
Total	277	468	2932	48	110	3	1	111	2	10	123	15	14	63	385	304	1720	69	28	0	0
Watsonwan																					
Felony	2	12	0	1	0	0	0	0	1	0	6	0	1	2	10	4	0	1	0	0	0
Gross Misd.	0	0	56	0	0	0	0	0	0	0	2	0	0	0	6	7	4	0	0	0	0
Misdemeanor	2	0	47	0	0	0	0	0	0	0	6	0	0	1	1	2	14	0	0	0	0
Juvenile	9	1	4	1	0	0	0	0	0	0	15	0	2	3	9	1	0	8	3	0	0
Total	13	13	107	2	0	0	0	0	1	0	29	0	3	6	26	14	18	9	3	0	0
Wilkin																					
Felony	0	13	2	0	1	0	0	0	0	0	3	0	0	2	11	4	4	4	2	0	0
Gross Misd.	0	0	31	1	0	0	0	0	0	0	2	0	0	0	2	1	0	1	1	0	0
Misdemeanor	2	1	52	0	3	0	0	12	0	0	1	0	0	0	3	2	10	0	0	0	0
Juvenile	2	0	1	0	1	0	0	11	0	0	3	0	0	0	6	0	0	0	0	0	0
Total	4	14	86	1	5	0	0	23	0	0	9	0	0	2	22	7	14	5	3	0	0
Winona																					
Felony	1	46	1	12	25	0	4	1	3	0	6	1	0	7	27	10	2	8	4	0	0
Gross Misd.	0	0	200	0	4	0	0	0	0	0	5	0	0	2	4	3	25	2	1	0	0
Misdemeanor	25	13	221	2	1	0	0	0	0	0	12	0	0	4	25	12	123	2	2	0	0
Juvenile	12	17	0	0	0	0	0	0	0	0	11	2	0	3	23	1	22	7	0	0	0
Total	38	76	422	14	30	0	4	1	3	0	34	3	0	16	79	26	172	19	7	0	0
Wright																					
Felony	1	166	0	17	24	0	7	2	3	1	12	1	3	22	68	15	13	10	4	0	0
Gross Misd.	5	0	465	12	3	0	0	2	0	1	8	0	0	4	38	10	65	1	4	0	0
Misdemeanor	131	6	365	0	1	0	0	0	0	3	14	0	0	2	32	14	172	2	2	0	0
Juvenile	61	52	0	4	8	0	0	138	0	5	59	1	0	20	77	3	18	35	6	0	0
Total	198	224	830	33	36	0	7	142	3	10	93	2	3	48	215	42	268	48	16	0	0
Yellow Medicine (CCA)																					
Felony	0	1	0	1	0	0	0	0	0	0	1	0	0	0	1	1	0	0	0	0	0
Gross Misd.	1	0	22	0	0	0	0	0	0	0	0	0	0	0	1	0	0	0	0	0	0
Misdemeanor	2	0	16	0	0	0	0	1	0	0	1	0	0	0	0	0	5	1	1	0	0
Juvenile	1	1	0	1	0	0	0	7	0	0	4	0	1	1	3	0	4	6	1	0	0
Total	4	2	38	2	0	0	0	8	0	0	6	0	1	1	5	1	9	7	2	0	0

	2000 Year-end Population	2001 Entries	2001 Removals	2001 Year-end Population	Male	Female	White	Black	American Indian	Asian/Pacific Islander	Other Race	Unknown Race	Hispanic	Not Hispanic	Arson	Assault	Burglary	Crime Against Family	Crime Against Justice	Crime Against Government	Criminal Sexual Conduct
Non-CCA Counties																					
Felony	8838	3583	3974	8450	6742	1708	7091	320	736	68	235	0	354	8096	65	1114	1137	67	177	27	930
Gross Misd.	8478	5049	4829	8834	7257	1584	7614	178	553	29	469	0	369	8472	2	480	39	67	482	177	82
Misdemeanor	11074	8758	8631	10954	8669	2278	8969	255	279	83	1359	0	580	10367	4	1831	5	35	545	677	15
Juvenile	5036	5393	5304	5124	3900	1224	4296	67	373	25	382	0	201	4923	60	1166	642	8	239	167	270
Total	33426	22783	22738	33362	26568	6794	27970	820	1941	205	2445	0	1504	31858	131	4591	1823	177	1443	1048	1297
Twin Cities Metropolitan Area (7 Counties)																					
Felony	22473	5973	7619	20949	16137	4811	11809	7319	348	589	827	57	747	20145	112	2474	1233	94	272	47	1607
Gross Misd.	16718	7611	7195	17427	14198	3229	13765	2071	311	324	881	75	743	16609	3	1126	63	227	865	134	115
Misdemeanor	30974	21647	21762	30386	23492	6895	21407	3885	497	641	3420	593	1490	28360	10	4107	35	30	1167	1705	26
Juvenile	8644	8812	8836	8787	6517	2270	4566	2716	450	685	64	201	537	8250	70	1797	617	5	264	1948	424
Total	78809	44043	45412	77549	60344	17205	51547	15991	1606	2239	5192	926	3517	73364	195	9504	1948	356	2568	3834	2172
Non-Metro Counties																					
Felony	14554	5428	5852	14237	11277	2960	11916	790	1031	144	385	0	679	13558	111	1854	1925	86	276	34	1735
Gross Misd.	13296	7412	7281	13692	11316	2383	11881	352	792	54	622	0	570	13129	3	682	59	117	831	294	132
Misdemeanor	17888	14120	14613	16917	13259	3651	14012	482	503	143	1768	0	1010	15900	6	2624	5	41	843	1168	15
Juvenile	8299	8506	8866	7936	6044	1892	6499	198	537	81	640	0	335	7601	98	1764	985	13	392	305	504
Total	54037	35466	36612	52782	41896	10886	44308	1822	2863	422	3415	0	2594	50188	218	6924	2974	257	2342	1801	2386
Minnesota																					
Felony	37027	11401	13471	35186	27414	7771	23725	8109	1379	733	1212	57	1426	33703	223	4328	3158	180	548	81	3342
Gross Misd.	30014	15023	14476	31119	25514	5612	25646	2423	1103	378	1503	75	1313	29738	6	1808	122	344	1696	428	247
Misdemeanor	48862	35767	36375	47303	36751	10546	35419	4367	1000	784	5188	593	2500	44260	16	6731	40	71	2010	2873	41
Juvenile	16943	17318	17702	16723	12561	4162	11065	2914	987	766	704	201	872	15851	168	3561	1602	18	656	2253	928
Total	132846	79509	82024	130331	102240	28091	95855	17813	4469	2661	8607	926	6111	123552	413	16428	4922	613	4910	5635	4558

	Disturbing Peace	Drugs	DWI	Escape/Flight	Forgery	Gambling	Homicide	Juvenile Status Offense	Kidnapping	Obscenity	Property Damage	Robbery	Sex Related	Stolen Property	Theft	Theft Related	Traffic (exclude DWI)	Vehicle Theft	Weapons	Other	Unknown
Non-CCA Counties																					
Felony	66	2109	39	341	490	9	50	19	33	4	281	69	31	301	1301	695	158	340	105	0	0
Gross Misd.	82	20	5649	84	110	2	7	46	2	11	151	0	15	76	364	217	1817	16	34	0	12
Misdemeanor	1042	151	4065	15	26	7	0	296	0	16	190	0	7	43	516	221	3268	39	27	0	0
Juvenile	542	365	74	53	88	0	0	1282	4	17	662	32	22	159	1028	90	419	473	95	19	0
Total	1732	2645	9827	493	714	18	57	1643	39	48	1284	101	75	579	3209	1223	5662	868	261	19	12
Twin Cities Metropolitan Area (7 Counties)																					
Felony	309	8093	502	756	1669	14	96	98	140	23	490	562	120	506	2504	2225	496	816	315	42	52
Gross Misd.	589	56	14190	119	239	6	1	75	7	31	258	3	201	93	574	333	2091	22	139	16	6
Misdemeanor	3152	428	16319	34	62	9	1	647	7	70	743	9	338	76	1805	854	9928	78	59	80	34
Juvenile	758	729	41	180	60	2	14	1979	18	9	661	288	15	207	666	389	340	713	280	0	153
Total	4808	9306	31052	1089	2030	31	112	2799	172	133	2152	862	674	882	5549	3801	12855	1629	793	138	245
Non-Metro Counties																					
Felony	111	3583	74	581	868	18	72	38	57	7	450	138	50	478	2115	1270	240	522	157	1	0
Gross Misd.	185	34	9854	151	178	1	7	57	3	15	227	0	20	107	583	335	1906	24	57	0	12
Misdemeanor	1633	240	7927	24	59	5	0	627	0	31	312	0	16	61	872	296	3918	55	39	8	0
Juvenile	831	589	124	101	122	0	1	2334	9	24	1026	68	26	253	1569	182	636	723	155	29	0
Total	2760	4446	17979	857	1227	24	80	3056	69	77	2015	206	112	899	5139	2083	6700	1324	408	38	12
Minnesota																					
Felony	420	11676	576	1337	2537	32	168	136	197	30	940	700	170	984	4619	3495	736	1338	472	43	52
Gross Misd.	774	90	24044	270	417	7	8	132	10	46	485	3	221	200	1157	668	3997	46	196	16	18
Misdemeanor	4785	668	24246	58	121	14	1	1274	7	101	1055	9	354	137	2677	1150	13846	133	98	88	34
Juvenile	1589	1318	165	281	182	2	15	4313	27	33	1687	356	41	460	2235	571	976	1436	435	29	153
Total	7568	13752	49031	1946	3257	55	192	5855	241	210	4167	1068	786	1781	10688	5884	19555	2953	1201	176	257