

110389


LEGISLATIVE REFERENCE LIBRARY  
HV6626.3 .R47 1999  
- Report of vulnerable adult maltrea



3 0307 00056 2804



# Report On Vulnerable Adult Maltreatment Investigations *1998*



HV  
6626.3  
.R47  
1999

# Table of Contents

I	Introduction	2
II	Executive Summary	2
A	Demographics	2
B	Locations	2
C	Allegations	2
D	Classifications	2
III	Comparisons Tables & Charts	3
A	Intake By County & Region v. Investigations	3
B	Investigative Data for 1994 v. 1998	7
IV	Appendix	9
A	Graphics	9
B	State Agency Data	13
C	DHS 2494 Form	13

# I Introduction

Since 1981, every county social service agency (CSSA) has completed a report form (**DHS Form 2494**) when it conducts an investigation of alleged vulnerable adult maltreatment. The form was last revised in 1988. The last published report of completed DHS 2494 Forms was for the years 1991, 1992, 1993 & 1994.

In 1995 the legislature significantly amended the Vulnerable Adult Act (VAA). All reports of alleged vulnerable adult maltreatment are now made to a local (county) Common Entry Point (CEP). [The data are recorded on **DHS Form 3243**.]

Last year the Aging & Adult Services Division of the Minnesota Department of Human Services, published a report on the number of allegations of vulnerable adult maltreatment made to CEPs during 1998. [**"Report of Vulnerable Adult Maltreatment Allegations: 1998 Statewide Results"**]. This current report on CEP referrals to CSSAs that were investigated for the year 1998, is a continuation of the 1998 CEP report.

CSSAs, as a lead agency under the VAA, were afforded discretionary authority to determine when they would investigate vulnerable adult maltreatment by the 1995 amendment to the VAA. However, they are required to complete **DHS 2494** for all reports that are investigated.

All data for this report was collected from **DHS Form 2494** submitted on 1998 investigations done by CSSA in their investigative role.

## II Executive Summary:

### A. Demographics

- CEPs referred 3841 allegations of vulnerable adult maltreatment to CSSAs, of these, 1488 (38.74%) were investigated
- There were 904 Females (60.76%); and 545 Males (36.63%), although there were also 39 Unknowns (2.61%)
- The Under 60 years of age grouping were 464 (31.18%), with 60 and Over being 937 (62.97%)
- The vast majority of vulnerable adults upon whom a report was made are Caucasian 1199 (80.58%)
- **SELF** reported as responsible for the alleged maltreatment at 627 (42.16 %) was almost three times that of the next highest responsible party; the next highest was the vulnerable adult's child at 213 (14.31%)

### Location:

- The most common place of residence at the time of the alleged maltreatment was the vulnerable adults own home, 1027 (69.02%)
- The most frequent setting for the alleged maltreatment was in a community setting, which includes private homes, 1245 (83.66%)

### Allegations:

- There were 386 Abuse allegations; 325 Financial Exploitation allegation, and 904 Neglect allegations investigated by CSSAs  
Classification: [The determination as to whether the allegation is Substantiated, False, Inconclusive or No Determination made.]
- **Abuse:** 80 Substantiated (20.72%); 47 False (12.17%); 207 Inconclusive (53.63%), and 52 No Determination (13.48%)

- **Neglect:** 313 Substantiated (34.62%); 163 False (18.03%); 393 Inconclusive (40.15%), and 35 No Determination (7.2%)
- **Financial Exploitation:** 67 Substantiated (20.64%); 79 False (24.30%); 141 Inconclusive (43.40%), and 38 No Determination (11.68%)

### III Comparisons

#### A. Intake by County and Region v. Investigations

##### REGION I

COUNTY	CEP Reports	# Investigated
Kittson	Declined to Report	3
Marshall	Declined to Report	5
Norman	0	1
Pennington	2	0
Polk	21	13
Red Lake	0	0
Roseau	3	0

##### REGION II

COUNTY	CEP Reports	# Investigated
Beltrami	2	8
Clearwater	0	1
Hubbard	13	8
Lake of the Woods	0	0
Mahnomen	1	5

##### REGION III

COUNTY	CEP Reports	# Investigated
Aitkin	2	0
Carlton	1	0
Cook	0	0
Itasca	18	35
Koochiching	1	8
Lake	0	17
St. Louis	203	1

**REGION IV**

COUNTY	CEP Reports	# Investigated
Becker	55	47
Clay	112	147
Douglas	Declined to Report	2
Grant	4	0
Ottertail	83	85
Pope	2	0
Stevens	1	2
Traverse	0	1
Wilkin	2	0

**REGION V**

COUNTY	CEP Reports	# Investigated
Cass	37	19
Crow Wing	39	13
Morrison	1	1
Todd	1	0
Wadena	0	2

**REGION VI EAST**

COUNTY	CEP Reports	# Investigated
Kandiyohi	67	12
McLeod	5	2
Meeker	17	0
Renville	Declined to Report	4

**REGION VI WEST**

COUNTY	CEP Reports	# Investigated
Big Stone	0	0
Chippewa	0	5
Lac Qui Parle	4	1
Swift	6	5
Yellow Medicine	2	10



**REGION VII EAST**

COUNTY	CEP Reports	# Investigated
Chisago	9	10
Isanti	3	1
Kanabec	3	1
Mille Lac	7	11
Pine	2	6

**REGION VII WEST**

COUNTY	CEP Reports	# Investigated
Benton	22	0
Sherburne	19	0
Stearns	4	6
Wright	97	76

**REGION VIII**

COUNTY	CEP Reports	# Investigated
Cottonwood	10	9
Jackson	9	8
Lincoln	0	6
Lyon	17	5
Murray	0	0
Nobles	1	0
Pipestone	3	0
Redwood	1	0
Rock	6	8

**REGION IX**

COUNTY	CEP Reports	# Investigated
Blue Earth	98	30
Brown	2	8
Faribault	17	24
Le Seuer	12	2
Martin	19	2
Nicollet	20	1
Sibley	16	14
Waseca	4	2
Watsonwan	8	2

**REGION X**

COUNTY	CEP Reports	# Investigated
Dodge	7	25
Fillmore	63	30
Freeborn	6	19
Goodhue	0	14
Houston	11	0
Mower	9	24
Olmsted	18	7
Rice	115	0
Steele	1	3
Wabasha	11	11
Winona	3	3

**REGION XI**

COUNTY	CEP Reports	# Investigated
Anoka	215	3
Carver	24	0
Dakota	203	87
Hennepin	1768	423
Ramsey	232	94
Scott	34	16
Washington	43	39

**TOTALS**

<b>87 Counties</b>	<b>3977</b>	<b>1493</b>
--------------------	-------------	-------------

## B. Investigative Data 1994 v. 1998

### GENDER

There is no substantial difference between the ratio of Females to Males for both reporting periods.

	Females	Males
1994	58.5%	41.5%
1998	60.7%	36.6%

Even with the new category of Unknowns (2.6%) for 1998.

### AGE

The database for age information between 1994 and 1998 are not similar. A comparison of the Under 60 and 60+ groupings is possible.

	<u>Under 60 Y/O</u>	<u>60+ Y/O</u>
1994	1157 (46.3%)	1339 (53.6%)
1998	464 (31.2%)	937 (62.9%)

There appears to be a significant decrease in the number of reports investigated for the **Under 60** group; a decrease from 46.3% to 31.2%. The increase **60+** group is not as significant, and might be explained by the 5.9% Unknown or Missing group. It is also possible that the younger vulnerable adults reported on most frequently reside in 'facilities'.

### RACE

There is very little that can be compared under ethnicity or Race because for every year in which data was collected, Caucasians were the significant majority.

### ALLEGATIONS

In 1994 there were only two (2) types of allegations, Abuse and Neglect. There were 1234 allegations of Abuse (45%) and 1516 allegations of neglect (55%).

The 1995 Amendments added a category. There is now Abuse, Neglect and Financial Exploitation. There were 386 Abuse allegations, 904 Neglect allegations and 325 Financial Exploitation allegations. [If we include Financial Exploitation with Abuse, then the comparison would be 904 Neglect (60%) and 711 Abuse allegations (40%).]



## **CLASSIFICATION**

<b>Abuse</b>	<b>1994</b>	<b>1998</b>
Substantiated	448	80
False	234	47
Inconclusive	552	207
No Determination	0	52
<b>Neglect</b>	<b>1994</b>	<b>1998</b>
Substantiated	645	313
False	295	163
Inconclusive	576	393
No Determination	0	35
<b>Financial Exploitation</b>		<b>1998</b>
Substantiated		67
False		79
Inconclusive		141
No Determination		38

## IV Appendix

RECEIVED

DEC 13 2001

LEGISLATIVE REFERENCE LIBRARY  
STATE OFFICE BUILDING  
ST PAUL MN 55155

### A. Graphs

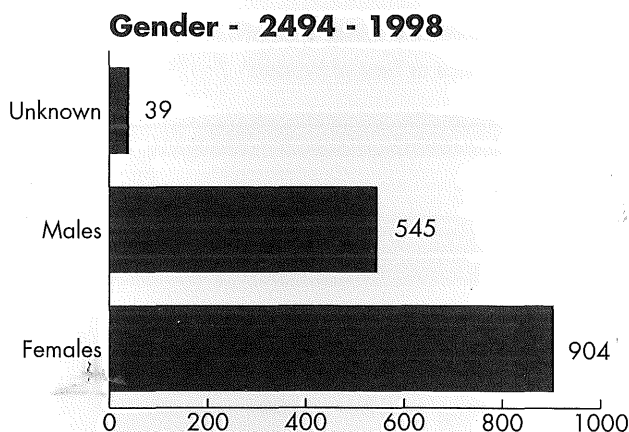
These graphs are visual representations of investigated vulnerable adult maltreatment reports by county social service lead agencies. They do not represent the very considerable effort every county social service agency makes in protecting the most vulnerable adult residents of their counties through Adult Protective Services.

The collection tool for intake of vulnerable adult maltreatment allegations (**DHS Form 3243**) is not in sync with the investigation collection form (**DHS Form 2494**), so no actual comparison of data collected by these two forms will be attempted at this time, except in a very general nature.

### GENDER:

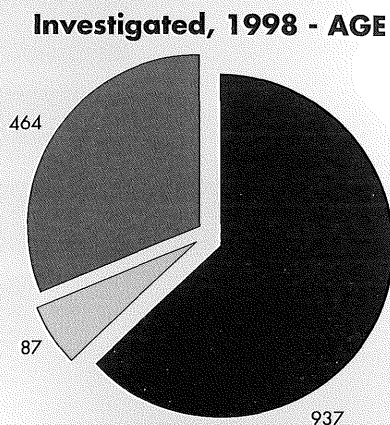
There is a slightly higher percentage of Females for whom an investigation was conducted if compared to the number of Females upon whom a report was made.

### AGE



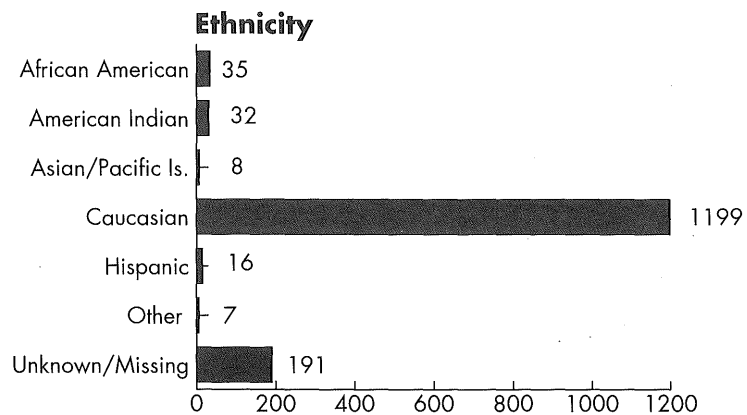
This is also true for the Age of the vulnerable adult.

A much higher percentage of investigations were conducted upon vulnerable adults 60 years of age and older than upon whom a report was made.



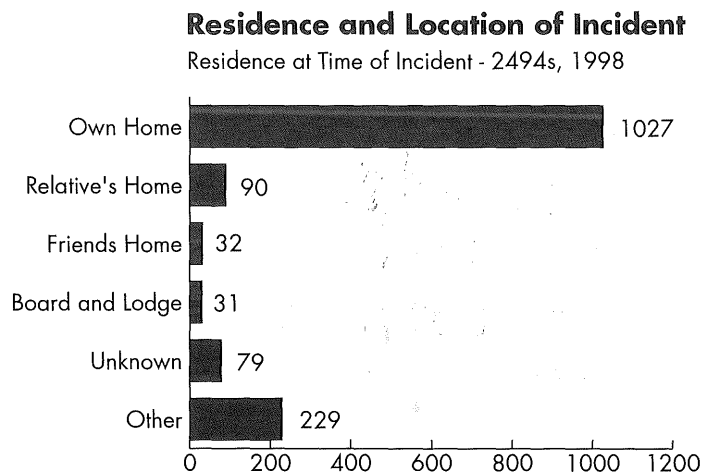
## ETHNICITY

Ethnic representation continues to be predominately Caucasian.

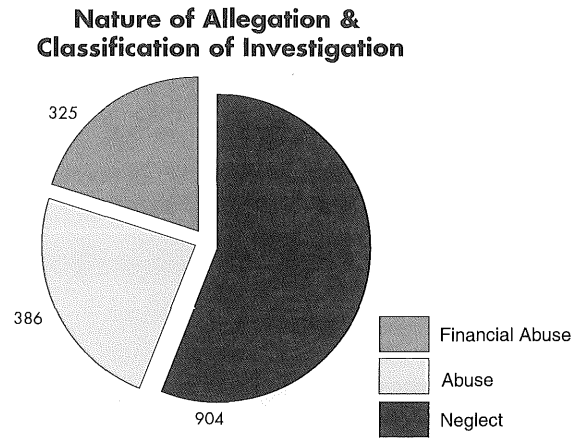


## RESIDENCE & LOCATION OF INCIDENT

This report represents the work of county social service agencies. Naturally the primary residence and location of investigated reports was in the community.

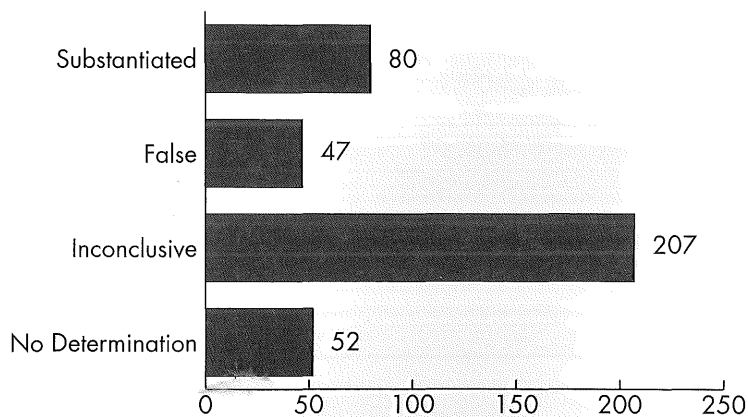


## NATURE OF ALLEGATION & CLASSIFICATION OF INVESTIGATION

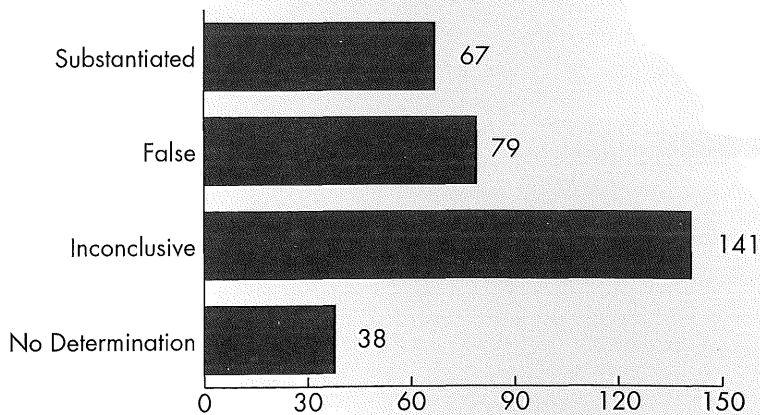


The most prevalent allegation is neglect, as it has been throughout the history of the VAA, and therefore results in neglect having more classifications. However, during 1998, Financial Exploitation was close to Abuse in reports investigated.

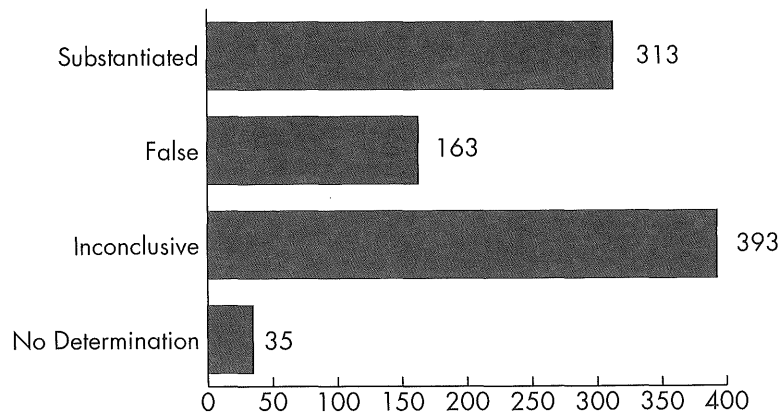
### Classification, Abuse - 1998



### Classification, 1998 - Financial Exploitation



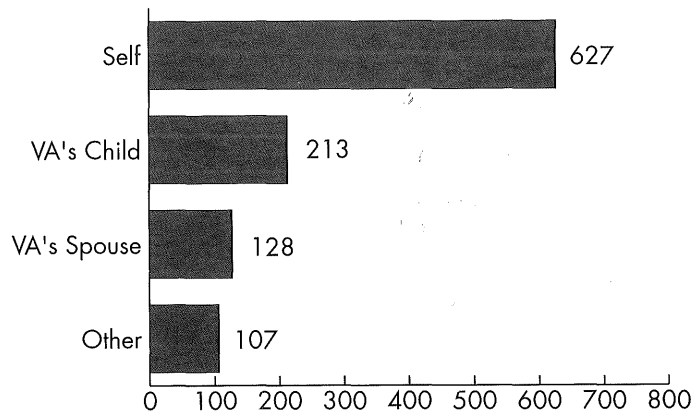
### Classification, Neglect - 1998



### RESPONSIBLE PARTY

Generally termed the perpetrator, it seems more accurate to describe this person as the responsible party since the vast majority of them were the vulnerable adult themselves. This is three times higher than the next highest category, the vulnerable adult's child.

### Top Perp Categories



# A State Agencies Data

The Department of Human Services, Division of Licensing (DHS) and the Minnesota Department of Health's, Office of Health Facility Complaints (OHFC), are the two (2) state agencies with lead agency responsibilities to investigate vulnerable adult maltreatment. Neither agency is required to complete a **DHS Form 2494**. However, both have offered information for inclusion in this report on the number of investigations each conducted during the 1998 calendar year.

Agency	CEP Referral	Investigated
DHS, Licensing	2410	462
MDH, OHFC	2835	630

DHS-2494 (5-88) FZ-2494-05		<b>REPORT of VULNERABLE ADULT MALTREATMENT</b>				SOC. SERV. MANUAL XIV-3900	
ADULT'S NAME (last name first)		Prepared by:	(AREA CODE) Phone Number	Report #	County Name	County #	
Agency Case #	Complaint Rec'd by County	This Form Prepared	Law Enforcement Notified	County Notified Licensing Agency	L1 Licensing Agency that County Notified	Licensing Agency L1-Chief C	enter one code each L1 & L2
Enter two digits for each month, day and year →	Inquiry Begun by County	Previous Complaint	Notified by Law Enforcement	Licensing Agency Notified County	L2 Licensing Agency that Notified County	Licensing Agency L2-Chief C	enter one code each L1 & L2
<b>SECTION A</b> <b>ADULT</b> <b>(alleged victim)</b>							
AGE	SEX	Ethnicity	Residence When Incident Occurred	Incident Occurred in or Near	Impairment(s)		
01-09	01-Male 02-Female	01-White 02-Black 03-Hispanic 04-Am. Indian 05-Asian Pacific 06-Other (specify) 07-Unknown	01=own home, alone 02=own home, with others (specify) 03=relative home 04=friends home 05=board & lodging (not licensed) 06=adult foster home 07=semi-independent living situations (SILS)	08=ICF-MR (not state) 09=other residential treatment facility 10=boarding care facility 11=nursing home (not state) 12=state regional treatment center 13=state nursing home 14=other facility	00=place of residence 01-12 Use code from item 04 to 13 14=DAC or other day facility 15=other facility 99=unknown	0=none 1=mentally retarded (MR) 2=emotionally disturbed (ED) 3=chemically dependent (CD) 4=physical 5=mental due to aging /	
<b>SECTION B</b> <b>PERPETRATOR(S)</b> <b>(alleged)</b>							
PERPETRATOR	AGE	SEX	Ethnicity	Relationship to ADULT (Alleged Victim)			
#1	01-09	01-02	01-06	11=Two Digit Code			
#2	01-09	01-02	01-06	11=Two Digit Code			
If more than two perpetrators please use 3 digits e.g., 018	01-09	01-02	01-06	11=Two Digit Code			
01=Self 02=Spouse 03=Daughter/son 04=Sibling 05=Other relative (specify) 06=Friend/neighbor 07=Private nurse, counselor, provider	08=Legal guardian 09=Roommate 10=Private residential 11=Foster home operator 12=Board & care staff 13=Residential facility staff 14=Nursing home staff (not state)	15=State regional treatment center / state nursing home staff 16=Day facility staff 17=Facility administrator 18=Other resident (institution, group home, facility) 19=Co-participant (DAC/other day facility) 20=Other (specify)					
<b>SECTION C</b> <b>REPORT SUMMARY</b>							
12 REPORT SOURCE				13 NATURE OF ALLEGATIONS			
PERSONS		AGENCIES		PHYSICAL		SEXUAL	
01=alleged victim 02=spouse 03=daughter/son 04=sibling 05=other relative (specify) 06=friend/neighbor 07=social welfare staff 08=public health nurse 09=private physician 10=coroner/medical examiner 11=home maker / home health aide 12=anonymous 13=other person (specify)	14=board & lodging facility (not licensed) 15=boarding care facility 16=nursing home (not state) 17=private hosp./clinic (specify) 18=public hosp./clinic (not state) 19=residential treatment facility (inc. ICF-MR) 20=state hosp./state NH 21=battered women's shelter 22=lav-enforcement agency 23=licensing agency 24=DAC 25=shelter workshop 26=day treatment program (MDC) 27=adult day care program 28=other facility (agency) (specify)	01=pain, no visible marks 02=bruises, welts 03=sprains, dislocations 04=frosting 05=burns, scalding 06=choking 07=abrasions, cuts, punctures, bites 08=internal injuries 09=disemberment 10=bone fracture 11=skull fracture 12=bleeding 13=medication error 14=confinement (tying) 15=confinement (locking) 16=other (specify)	1=incest 2=sexual exploitation 3=prostitution 4=rage 5=other (specify)	NEGLECT: failure to provide: 1=medical needs 2=physical needs 3=supervision 4=care for emot./beh. prob. 5=financial management 6=other (specify)			
17 Abuse Classification		18 Neglect Classification		19 Severity		20 COMMENTS	
1=Substantiated 2=False 3=Inconclusive 4=Not yet determined (update by phone) 0=No abuse alleged		1=Substantiated 2=False 3=Inconclusive 4=Not yet determined (update by phone) 0=No neglect alleged		1=Fatal 2=Life threatening or serious injury 3=Moderate injury 4=Mild injury 5=Other (specify)		NO PHYSICAL INJURY: 5=Severe maltreatment 6=Moderate maltreatment 7=Mild maltreatment	
Department of Human Services State of Minnesota PRESS HARD using ballpoint pen. Submit within 20 days from receipt of complaint. RETAIN THIS COPY IN COUNTY							



*This document is available in alternative formats to individuals with disabilities by calling 651-296-2770 or through the Minnesota Relay Service at 1-800-627-3529.*



Minnesota Department of **Human Services**

MS-1716/ 10-00