

R E C E I V E D

APR 16 2001

LEGISLATIVE REFERENCE LIBRARY
STATE OFFICE BUILDING
ST. PAUL, MN 55155

1999 PROBATION SURVEY

**Minnesota Department of Corrections
1450 Energy Park Drive, Suite 200
St. Paul, Minnesota 55108
(651) 642-0200
TTY (651) 643-3589**

May 2000

**Printed on recycled paper with at least 10 percent
post-consumer waste.**

**This information will be provided in alternative
format upon request.**



State of Minnesota
Minnesota Department of Corrections

May 2000

We are pleased to present the 1999 Probation Survey - the twentieth edition.

This survey is a cooperative effort in documenting the use of community supervision of offenders and, as such, plays a significant role in the response of the governor, legislature, and the department to probation crowding. It reflects the work being done by probation officers and corrections agents throughout Minnesota.

We appreciate the help we received in collecting the data, the promptness in responding to our requests, and for the cooperation with the department's Field Services Unit in completion of the survey.

Again this year there has been an increase in probationers on supervision throughout Minnesota. The additional probation officers and corrections agents made possible by the funding for workload/caseload reduction will assist in management of the ever-increasing probation population.

We welcome your suggestions on ways in which this survey can be made a more useful tool. For the first time ever, staffing information by county has been added to the survey. We hope that this addition will provide a clear picture of community corrections in Minnesota.

Please call Deb Mack at (651) 603-0180 for additional copies of this survey.

Sincerely,



Mark Carey, Deputy Commissioner
Community and Juvenile Services Division

Table of Contents

I.	Introduction	1
II.	Methodology	
	A. Survey Design	1
	B. Survey Administration	1
	C. Caveats	2
	D. Staffing	2
III.	Findings	
	A. Table 1: Comparison of 1998 and 1999 year-end populations	3
	B. Table 2: Minnesota Probation Population: 1984 to 1999	3
	C. Table 3: December 31, 1999 Probationers by Agent Type and Offense Level	3
	D. Table 4: Five Largest Probation Organizations in Minnesota by Offender Population	4
	E. Figure 1: Probationers by Gender 1994 to 1999	5
	F. Figure 2: Probationers by Race 1994 to 1999	6
IV.	Appendices	
	A: 1999 Probation Survey Instructions and Questionnaire	7
	B: 1999 Probation Survey Data by County	13
	C: Staffing Data by County	35
	D: December 31, 1999 Supervised Release, Parole, and ICS Population by County	55
	E: Court Services in Minnesota (Map)	61

I. Introduction

Minnesota's probation system is a combination of state and county providers spread throughout the state's 87 counties. In 26 counties, the Minnesota Department of Corrections (DOC) provides all probation services. In 30 counties, probation services are provided by a combination of county probation agencies and the DOC. In these counties, the DOC provides correctional services for adult felons and the county provides correctional services for juveniles and adult non-felony cases. The remaining 31 counties participate in the Minnesota's Community Corrections Act (CCA) where county staff provide all probation services.

The primary purpose of the Minnesota Probation Survey is to collect probation data from the different service providers annually for distribution to the DOC, the Minnesota Legislature, other state agencies, county probation offices, and other entities for management, policy-making, and federal reporting purposes. In addition to presenting probation data, this report includes a profile of post-incarceration supervision such as parole, supervised release, and intensive community supervision.

II. Methodology

A. Survey Design

The survey's original design was to collect data requested by the Bureau of the Census and the Bureau of Justice Statistics regarding Minnesota probationers. The design has minimally changed throughout the years for management and policy-making purposes. Consistently, two important tenets were considered in the survey design: the definition of "probationer" and capturing an individual probationer only once.

The definition of "probationer" has essentially stayed the same. Currently, the definition of "probationer" is "all probationers, regardless of conviction status, who were under the supervision of a probation agent as part of a court order at any time including those ordered to pay restitution, complete community service, or monitoring."

In an effort to eliminate over-counting, the survey's design attempts to capture each individual probationer only once. For those probationers who have multiple offenses, the most severe offense was reported. For further reference, the 1999 probation survey instructions and questionnaire can be found in Appendix A.

B. Survey Administration

To conduct the survey, questionnaires were mailed in December 1999 to the CCA directors and county probation offices in non-CCA counties not served by DOC contract agents. DOC district offices maintain caseload data on probationers in database software called PROBER. This year the department is converting to the Court Services Tracking System (CSTS) for its information system. These data were generated in DOC central office.

C. Caveats

Table 2 numbers were obtained from probation surveys conducted since 1984. The pre-1993 data are supplemented with annual statewide counts of felony probationers supervised by DOC felony agents. DOC felony agents did not participate in the probation survey before 1993. From 1990 to the present, all probation offices have completed and returned the probation survey each year and participation was nearly 100 percent before 1990. In the three instances before the 1990 survey where a populous county failed to submit probation data, the missing numbers were estimated, using the county's population data from the year before and after, so Table 2 and Figure 4 represent a complete accounting of the Minnesota year-end probation population for each year from 1984 through 1997. With the exception of a slight dip in 1992, adult probation populations have increased annually. Most organizations revise their previous year-end totals. For example for this survey, 1999, there are new numbers for the 1998 year-end total. However, the breakdown data that accompanied last year's survey are not available to be matched with the new totals, therefore, previous years' "breakdowns" (e.g., race and gender) are used in graphs and charts in this report. One may notice that in some counties, the 1998 population plus 1999 entries minus 1999 removals do not equal the 1999 population. We could not ascertain a quick, accurate means of reconciling these discrepancies. Therefore, these discrepancies remain, for with the exception of state numbers, we must depend on the counties to reconcile these data before we receive them. It is important to note that all 1999 year-end populations balance among their respective breakdown categories (e.g., gender).

D. Staffing

This report reflects the first year that staffing information has been included in the Minnesota Probation Survey. Although a committee studying probation services in Minnesota collected staffing data to some extent several years ago, these data have not been collected again until now. The level of detail presented regarding staffing information is designed to accommodate the different types of caseloads agents may have in Minnesota.

The staffing section displays FTE ("full-time equivalent") information, in addition to a count of actual persons who are probation and parole agents. The DOC did not have any case aide positions at the time of the writing of this report. However, these positions exist in the other delivery systems to varying degrees. There is some thought that these positions should be counted in next year's survey as they are an integral part of some agencies' service delivery and seem to be growing in use.

Across all delivery systems, agents sometimes offer service to counties in which they do not have their office. This is primarily true in out-state areas of Minnesota. For these areas, FTEs are allocated to the most accurate extent possible to the county that is receiving service, and the "body" is counted in the county in which the agent has his/her office, along with whatever FTE that county may receive. Because of this, counties may have FTEs that do not match with the bodies they are allocated, or FTEs allocated to them with no bodies at all.

Five out of nine DOC districts: Albert Lea, Bemidji, Mankato, Marshall and Moorhead, each have one or more situations where agents officed in one county provide service to one or more other counties. Among CCA organizations, Tri-County, Region 6W and Rock-Nobles Community Corrections have similar arrangements. The CPO (county probation officer) organization that serves Big Stone, Grant, Stevens, Pope and Traverse counties also shares agents between its counties.

III. Findings

Table 1: Comparison of 1998 and 1999 Year-end Minnesota Probation Populations

	12/31/98	12/31/99	Change
Felony	33,829	33,896	0.2%
Gross Misdemeanor	24,732	26,797	7.7%
Misdemeanor	42,257	43,922	3.8%
Total adult probationers	100,818	104,615	3.6%
Juveniles	17,774	18,000	1.3%
Total Probation Population	118,592	122,615	3.3%

Table 2: Minnesota Probation Population, 1984-1999

	Felony	Gross Misdemeanor	Misdemeanor	All adults	Juvenile	All Probationers
1984	15,341	3,012	13,087	31,440	7,674	39,114
1985	16,350	3,510	12,683	32,543	7,781	40,324
1986	16,730	4,602	14,310	35,642	8,039	43,681
1987	18,659	5,747	19,957	44,363	8,862	53,225
1988	20,774	6,234	23,176	50,184	9,541	59,725
1989	20,677	9,490	28,481	58,648	10,158	68,806
1990	21,395	11,540	26,851	59,786	9,715	69,501
1991	23,300	14,782	33,325	71,407	10,544	81,951
1992	24,233	15,054	30,001	69,288	11,360	80,648
1993	24,667	17,265	32,254	74,186	14,822	89,008
1994	25,874	19,345	36,753	81,972	15,346	97,318
1995	26,114	19,966	37,698	83,778	15,655	99,433
1996	27,373	20,736	39,930	88,039	15,835	103,874
1997	29,694	22,120	43,106	94,920	17,144	112,064
1998	33,829	24,732	42,257	100,818	17,774	118,592
1999	33,896	26,797	43,922	104,615	18,000	122,615

The adult probationer population has increased 78% since December 31, 1989.

Table 3: December 31, 1999 Probationers by Agent Type and Offense Level

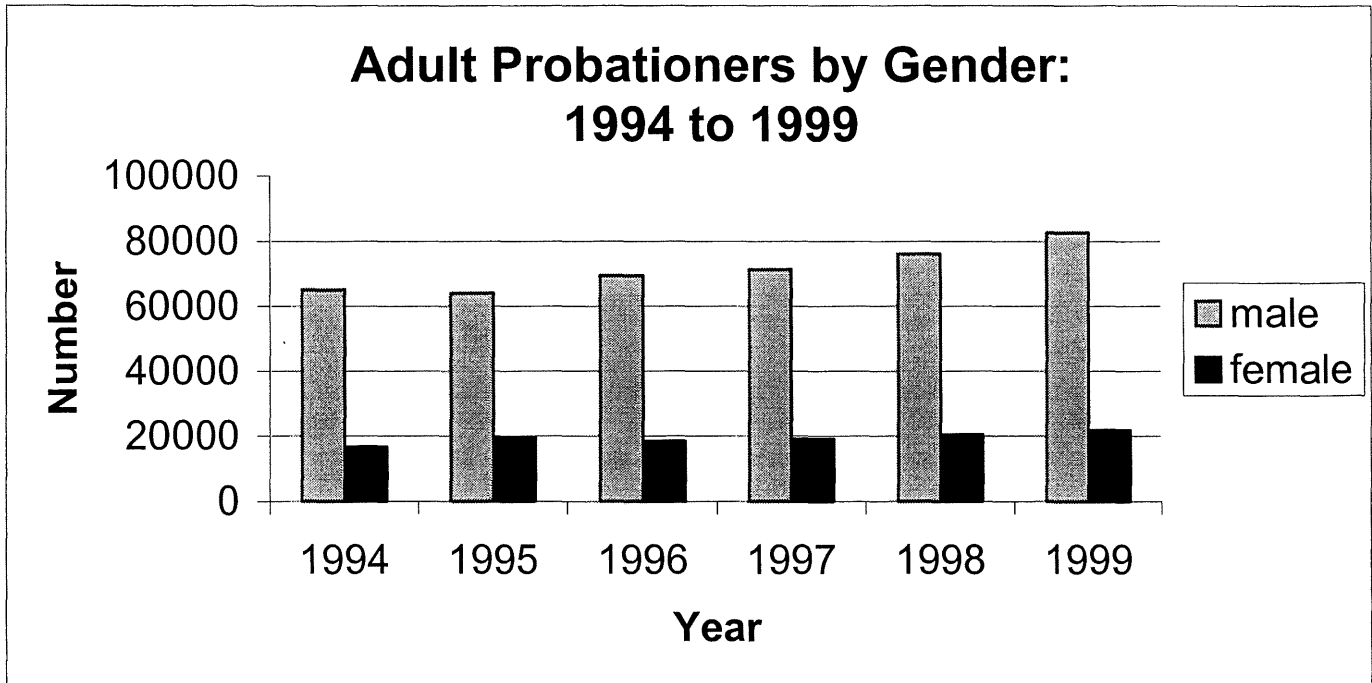
	Felony	%	Gross Misd.	%	Misdemeanor	%	Juvenile	%	Total	%
Adult State Agents	7,088	21	902	3	183	0	3	0	8,176	6
CCA Agents	26,781	79	19,016	71	33,086	75	11,272	63	90,155	74
State Contract Agents	0	0	1,629	6	2,263	6	2,340	13	6,232	5
Non-CCA County Agents	27	0	5,250	20	8,390	19	4,385	24	18,052	15
Total	33,896	100	26,797	100	43,922	100	18,000	100	122,615	100

Table 4: Five largest probation organizations in Minnesota by Offender Population on 12/31/99

	Adult						Juvenile		Total	%
	Felony	%	Gross Misd.	%	Misd.	%	Total	%		
Hennepin County Community Corrections	10,930	32	6,750	25	10,019	23	4,278	24	31,977	26
Ramsey County Community Corrections	5,575	16	2,468	9	5,854	13	1,720	10	15,617	13
Minnesota Department of Corrections - Field Services	7,088	21	2,531	9	2,446	6	2,343	13	14,408	12
Anoka County Community Corrections	1,775	5	2,013	8	3,792	9	1,155	6	8,735	7
Dakota County Community Corrections	2,054	6	1,724	6	2,657	6	697	4	7,132	6
Total for Minnesota	33,896		26,797		43,922		18,000		122,615	

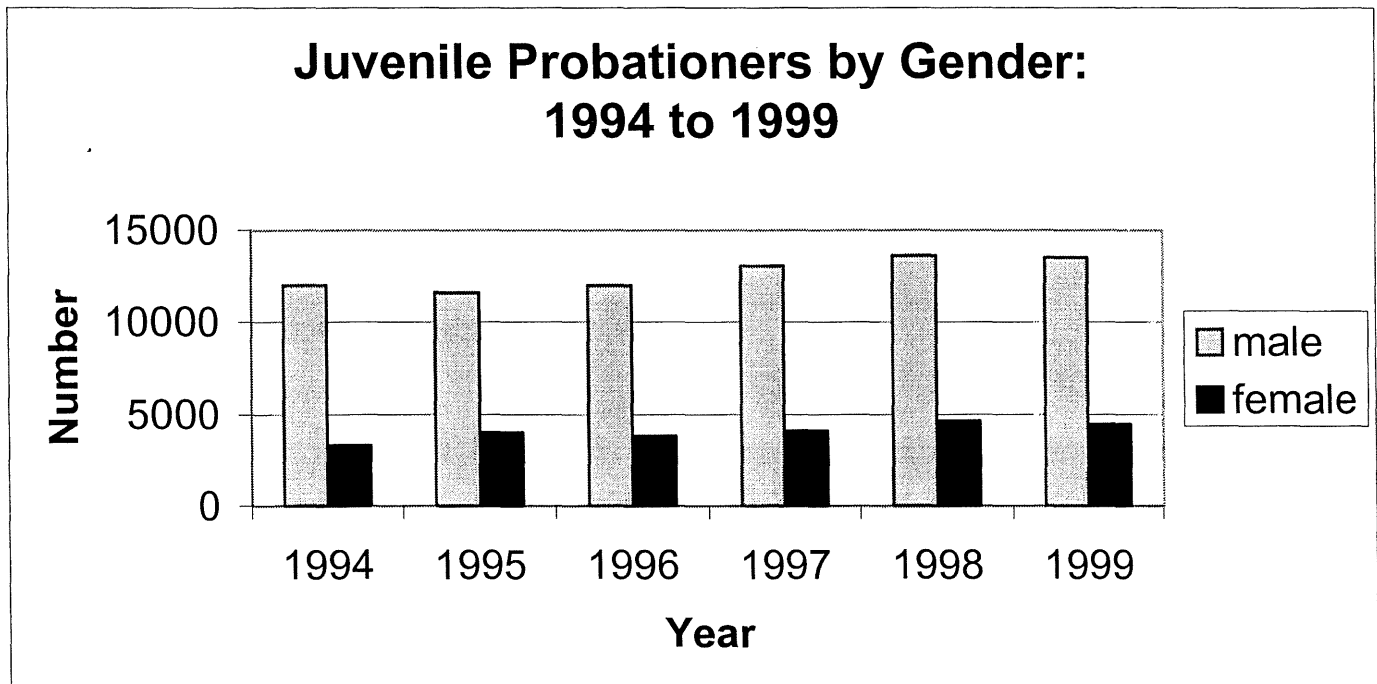
According to data released by the US Bureau of the Census September 15, 1999, 50.7 percent of Minnesota's population is female and 49.3 percent is male.

Figure 1A: Adult Probationers by Gender: 1994 to 1999



79 percent of the adult probation population was male on December 31, 1999. This number has ranged from 77 to 80 percent since 1994.

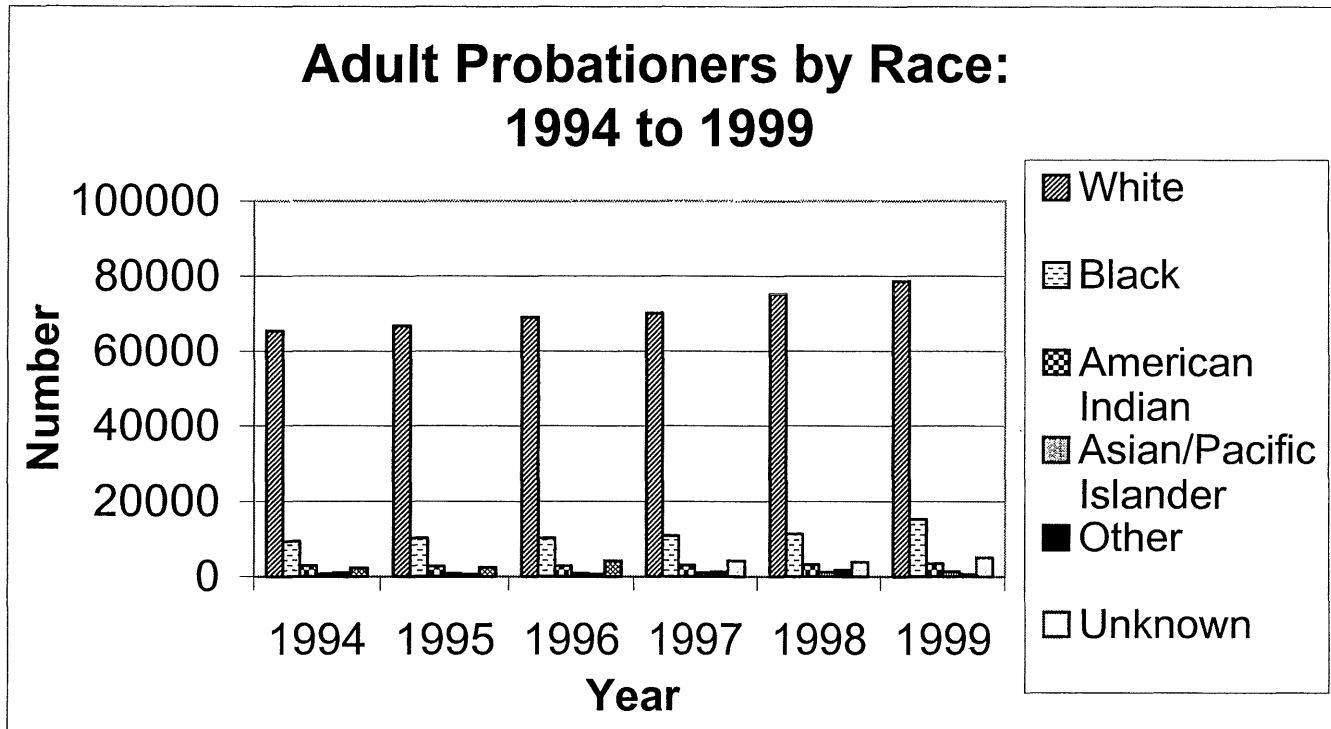
Figure 1B: Juvenile Probationers by Gender: 1994 to 1999



75 percent of the juvenile probationer population was male on December 31, 1999. This number has ranged from 74 percent to 78 percent since 1994.

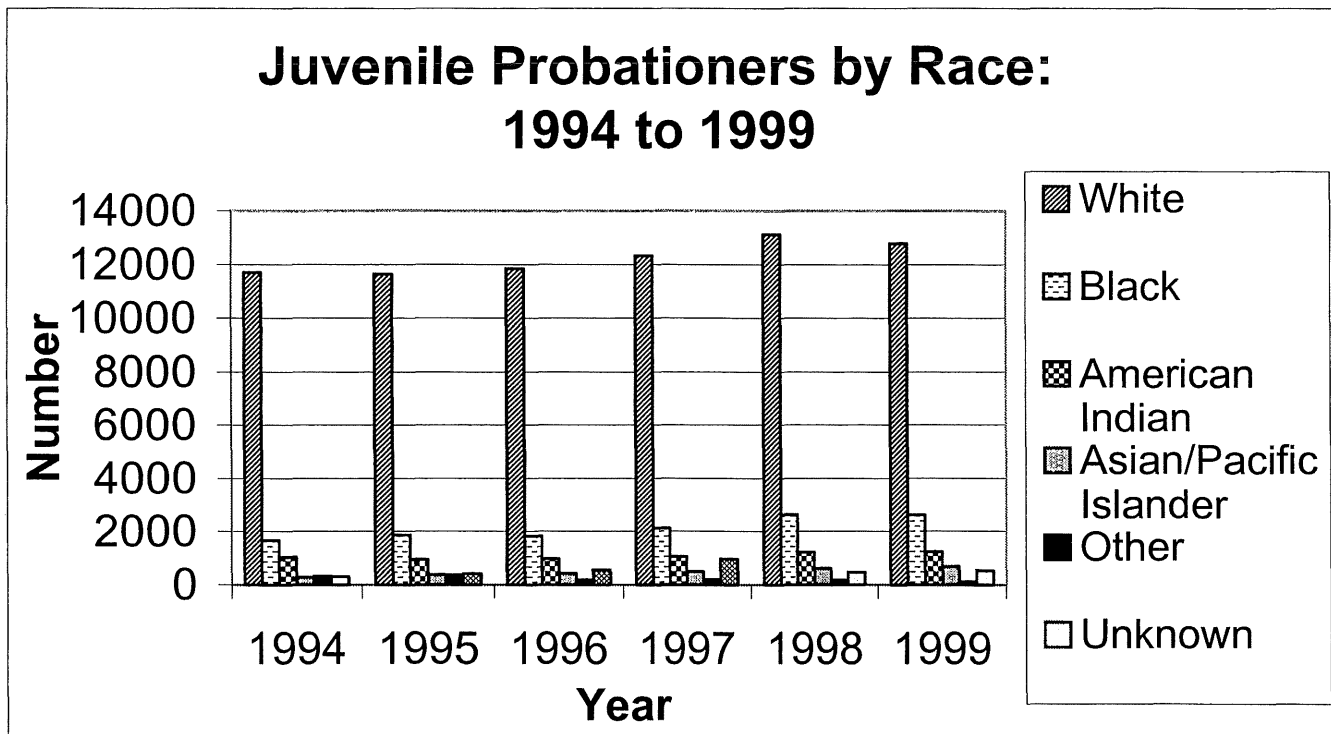
According to 1998 data from the State Demographer, 93.2 percent of persons in Minnesota are White, 3.0 percent were Black, 1.2 percent were American Indian, and 2.6 percent were Asian. These data reflect all ages of persons.

Figure 2A: Adult Probationers by Race: 1994 to 1999



There were 104,615 adults on probation on December 31, 1999. Of these, 75.1 percent were White, 14.6 percent Black, 3.3 percent American Indian, and 1.3 percent were Asian/Pacific Islanders.

Figure 2B: Juvenile Probationers by Race: 1994 to 1999



Among the 18,000 juvenile probationers on December 31, 1999, 71 percent were White, 14.5 percent were Black, 6.9 percent were American Indian, and 3.8 percent were Asian.

Appendix A
1999 Survey Instructions and Questionnaire

1999 Probation Survey

County:

Contact person:

Return by January 18, 2000 to Nathan Hansen, Minnesota Department of Corrections, 1450 Energy Park Drive, Suite 200, St. Paul, MN 55108-5219; phone 651/643-3571.

	Adult Felony Probationers	Adult GM Probationers	Adult Misd. Probationers	Juvenile Probationers	Total
1. 1998 Year-end population How many individuals were you supervising on 12/31/98?					
2. 1999 Entries How many individuals entered your caseload during 1999?					
3. 1999 Removals How many individuals were removed from your caseload during 1999?					
4. 1999 Year-end population How many individuals were you supervising on 12/31/99? (see instructions)					

5. Gender of the 12/31/99 population (Line 4)	Adult Felony Probationers	Adult GM Probationers	Adult Misd. Probationers	Juvenile Probationers	Total
a) How many were male?					
b) How many were female?					
c) Total (must be the same as line 4)					

6. Race of the 12/31/99 population (Line 4), how many were:	Adult Felony Probationers	Adult GM Probationers	Adult Misd. Probationers	Juvenile Probationers	Total
a) White					
b) Black					
c) American Indian or Alaskan Native					
d) Asian or Pacific Islander					
e) Other					
f) Unknown					
g) Total (must be same as line 4)					

7. Hispanic origin of the 12/31/99 population (Line 4), how many were:	Adult Felony Probationers	Adult GM Probationers	Adult Misd. Probationers	Juvenile Probationers	Total
a) How many were Hispanic?					
b) How many were not Hispanic?					
c) Not known					
d) Total (must be the same as line 4)					

8. **Offense categories** for the 12/31/99 population (Line 4), report the most serious offense for which each offender was under supervision on 12/31/99:

	Adult Felony Probationers	Adult GM Probationers	Adult Misd. Probationers	Juvenile Probationers	Total
Arson/Negligent Fires					
Assault					
Burglary					
Crime Against Family (e.g., non-support)					
Crime Against Administration of Justice					
Crime against Gov't (liquor, conservation)					
Criminal Sexual Conduct					
Disturbing Peace/Privacy					
Drugs					
DWI					
Escape/Flight					
Forgery/Counterfeiting					
Gambling					
Homicide					
Juvenile Status Offenses					
Kidnapping/False Imprisonment					
Obscenity					
Property Damage					
Robbery					
Sex Related					
Stolen Property					
Theft					
Theft Related					
Traffic Accidents (except DWI)					
Vehicle Theft/Vehicle Theft Related					
Weapons					
Other					
Unknown/Not Applicable					
Total (must be the same as line 4)					

Completed by: _____ Phone: _____ Date: _____

Instructions for Completing the 1999 Probation Survey

Thank you for your participation in this annual survey, which is conducted to provide supervision information to legislators, policymakers, the Minnesota Department of Corrections, Minnesota counties, and other government agencies. This survey is being mailed to:

- ✓ Community Corrections directors, to collect all CCA county probation information
- ✓ Department of Corrections district supervisors, to collect data on all probationers supervised by DOC felony agents and DOC contract agents, and
- ✓ Chief probation officers in non-CCA counties, to collect data on all probationers supervised by non-CCA county agents.

One survey is enclosed for each county in which your office provides probation services. Please answer the questions for all probationers under your supervision.

Who should be counted as a "probationer"?

- ✓ All probationers, regardless of conviction status, who were under the supervision of a probation agent as part of a court order at any time between December 31, 1998 and December 31, 1999.
- ✓ Probationers for whom there is a court order for supervision and/or services such as restitution, community service, or monitoring.
- ✓ Persons placed on probation under Minnesota Statutes 152.18 ("deferred adjudication" for certain drug offenders) and 609.135 (stay of imposition or execution) if you are providing probation supervision or services.
- ✓ Persons who are sent to your county from another county or state for supervision.

Who is to be excluded as a "probationer"?

- ✓ Persons on investigative status only, such as PSIs, pre-pleas, bail evaluations, etc.
- ✓ Persons on "bench probation," "court probation," or "summary probation," who have not been placed under the supervision of a probation agency.
- ✓ Pre-trial diversion and pre-trial supervision cases.
- ✓ Juveniles receiving services under a CHIPS petition.
- ✓ Persons released from state correctional facilities, who are on supervised release, parole, intensive community supervision, etc.
- ✓ Exclude from year-end counts (questions 1, 4, etc.) those whom you send to another county or state for supervision.

In all questions on this survey, report each **probationer** only once, not the number of offenses or open files. If an offender is on probation for offenses of differing severity, count him/her in the category of highest severity. If a probationer is under both juvenile and adult supervision, count the offender only once, placing the individual as an adult or juvenile according to the more serious offense. If you are unable to eliminate double counting of individuals under both adult and juvenile supervision, asterisk the juvenile total on line 4 of page 1 and in the "Comments" section on page 2, estimate the number of juveniles also counted as adults.

If an adult offender is on probation for offenses of differing severity, count him/her in the category of highest severity. (For instance, the offender under supervision for a felony and a misdemeanor would be counted as a felon.)

Please return your completed questionnaire(s) by January 31, 2000 to the address below. **Please do not fax your survey.**

Nathan Hansen
Minnesota Department of Corrections
1450 Energy Park Drive, Suite 200
St. Paul, MN 55108-5219

Nathan can be reached at (651) 643-3571 if you have questions as you complete the survey.

Notes on specific questions

Question 1. The "1998 year-end population" figures you reported on line 4 of last year's survey have been entered on line 1 of the enclosed questionnaire(s). If these numbers have changed, insert the amended number.

Question 2. Count individuals who newly entered probation supervision during the year. If an offender picks up another offense while on your caseload, this should not be counted.

Question 3. Count individuals who were removed from probation supervision during the year (e.g., offenders discharged from probation, sent to another county or state for supervision, or incarcerated upon revocation of their probation; absconders removed from your caseload, or those who are deceased). Do not count as a removal an offender who is discharged from probation for one offense but remains on probation for another offense.

Question 4. The year-end populations reported for this question are the most important data. Questions 5 through 8 ask you to provide a breakdown of the question 4 population by gender, race, Hispanic origin, and offense category.

Please note: Line 1 + Line 2 – Line 3 = Line 4 is the formula for the "total" column.

Question 5. Self-explanatory.

Questions 6–7. The Department reports the aggregate statewide data from this annual probation survey to the Bureau of Justice Statistics (BJS) for their nationwide probation survey. The race and ethnic origin categories used in questions 6 and 7 are the same as those used by the BJS survey. The federal government regards "Hispanic" as a designation of ethnicity, not race. Thus Hispanic probationers will generally be counted as White or Black in question 6, and as Hispanic in question 7. The following Census Bureau definitions may be useful:

White (race): A person having origins in any of the original peoples of Europe, North Africa, or the Middle East. (DOC note: this is true of most Hispanics. If your agency records Hispanic origin as a racial category but does not have a white/black distinction, then include them in the white category.)

Hispanic (ethnic origin): A person of Mexican, Puerto Rican, Cuban, Central or South American or other Spanish culture or origin, regardless of race.

Question 8. As mentioned previously, a probationer being supervised for more than one offense should only be counted once (not as many times as he/she has offenses). Report the most serious offense for which the individual was under supervision on 12/31/99.

The offense categories used in question 8 are derived from the Minnesota Offense Code (MOC) general index categories, except that "juvenile status offenses" and DWI were made into separate categories, and some MOC "miscellaneous" offenses (liquor, conservation) were added to the "crime against government" category. Therefore, if you are familiar with the MOC system, you can consult its tables if you have questions in categorizing offenses.

Here are some offenses for which survey respondents had questions in the past, and how to categorize them:

Offense	Offense category
terroristic threats	Assault
criminal vehicular homicide	Traffic/Accidents
witness tampering, probation violation	Crime against administration of justice
bad checks, welfare fraud	Theft related
tax evasion	Crime against government

On question 8, questions have arisen as to how to determine the "most serious offense" for the probationer who is under supervision for more than one offense. In a relatively recent study, the Bureau of Justice Statistics used the statutory maximum sentence for each offense to determine which was most severe. Strict application of this approach may not be feasible in your reporting, but their definition provides a useful guiding principle that you can probably apply to some extent. For example, if one offense is a felony and the remainder are gross misdemeanors or misdemeanors (all of these terms are defined in terms of their statutory maximum sentences), report the felony offense. If one offense is a gross misdemeanor and the others are misdemeanors, report the gross misdemeanor offense.

Users of Prober Plus and CSTS can automatically produce the probation survey report. However, those data lack detailed offense information. The ranking of question 8 offense categories used by Prober and CSTS is given for your information:

Homicide; Criminal Sexual Conduct; Kidnapping/False Imprisonment; Assault; Robbery; Arson; Escape/Flight; Burglary; Drugs; Crime Against Administration of Justice; Crime Against Government, Liquor, Conservation; DWI; Obscenity; Sex Related; Crime Against Family; Vehicle Theft; Theft; Theft Related; Forgery/Counterfeiting; Property Damage; Stolen Property; Traffic/Accidents (excl. DWI); Weapons; Disturbing Peace/Privacy; Gambling; Juvenile Status Offenses; Other.

Appendix B
1999 Survey Data by County

	1998 Year-end Population	1999 Entries	1999 Removals	1999 Year-end Population	Male	Female	White	Black	American Indian	Asian/Pacific Islander	Other Race	Unknown Race	Hispanic	Not Hispanic	Unknown Hispanic Status	Arson	Assault	Burglary	Crime Against Family	Crime Against Justice	Crime Against Government
Ailkin (CCA)																					
Felony	157	35	54	138	109	29	129	0	9	0	0	0	1	137	0	1	24	21	1	0	0
Gross Misd.	227	98	84	241	203	38	221	4	16	0	0	0	1	240	0	0	12	1	0	9	18
Misdemeanor	241	174	138	277	238	39	255	3	18	1	0	0	5	272	0	0	19	0	0	4	20
Juvenile	122	59	78	103	81	22	93	0	10	0	0	0	0	103	0	2	16	11	0	1	8
Total	747	366	354	759	631	128	698	7	53	1	0	0	7	752	0	3	71	33	1	14	46
Anoka (CCA)																					
Felony	1790	466	829	1775	1363	412	1552	137	38	12	9	27	15	1760	0	16	187	165	8	6	4
Gross Misd.	1844	825	894	2013	1643	370	1680	73	44	7	3	206	12	2001	0	0	75	2	37	32	14
Misdemeanor	3879	2766	2899	3792	2907	885	2668	120	63	35	8	898	54	3738	0	0	417	0	51	39	28
Juvenile	985	1314	1326	1155	869	286	906	37	19	4	0	189	9	1146	0	14	109	57	0	13	1
Total	8498	5371	5948	8735	6782	1953	6806	367	164	58	20	1320	90	8645	0	30	788	224	96	90	47
Becker																					
Felony	195	69	82	182	147	35	134	4	44	0	0	0	2	180	0	4	11	27	2	0	1
Gross Misd.	19	44	16	47	31	16	27	0	20	0	0	0	1	46	0	0	3	0	1	2	1
Misdemeanor	5	23	15	13	10	3	10	0	3	0	0	0	0	12	1	0	5	0	0	0	0
Juvenile	125	100	73	152	112	40	92	0	59	0	1	0	3	149	0	0	30	9	0	4	2
Total	344	236	186	394	300	94	263	4	126	0	1	0	6	387	1	4	49	36	3	6	4
Bellrami																					
Felony	285	102	68	319	250	69	169	7	140	0	2	1	10	307	2	4	34	35	2	3	0
Gross Misd.	80	59	36	103	81	22	52	3	48	0	0	0	1	102	0	0	11	3	4	11	0
Misdemeanor	17	13	6	24	20	4	12	1	10	0	0	1	1	22	1	0	12	0	1	0	0
Juvenile	177	177	128	226	157	69	85	1	140	0	0	0	1	225	0	0	34	29	0	7	1
Total	559	351	238	672	508	164	318	12	338	0	2	2	13	656	3	4	91	67	7	21	1
Benton																					
Felony	223	117	96	244	185	59	215	14	8	0	7	0	2	238	4	1	23	26	0	2	0
Gross Misd.	165	128	77	216	180	36	200	4	3	1	1	7	0	209	7	0	0	0	0	0	0
Misdemeanor	294	291	262	323	254	69	267	33	1	2	6	14	6	303	14	0	36	0	0	0	0
Juvenile	284	303	371	216	161	55	186	13	0	9	1	7	1	208	7	0	6	6	0	0	0
Total	966	839	806	999	780	219	868	64	12	12	15	28	9	958	32	1	65	32	0	2	0
Big Stone																					
Felony	18	7	4	21	16	5	20	0	1	0	0	0	0	20	1	0	2	2	0	0	0
Gross Misc.	21	13	19	15	10	5	15	0	0	0	0	0	0	15	0	0	0	0	0	0	1
Misdemeanor	10	14	10	14	13	1	14	0	0	0	0	0	0	14	0	0	0	0	0	0	0
Juvenile	25	50	52	23	14	9	22	1	0	0	0	0	0	23	0	0	1	0	0	0	0
Total	74	84	85	73	53	20	71	1	1	0	0	0	0	72	1	0	3	2	0	0	1
Blue Earth (CCA)																					
Felony	204	66	58	212	157	55	174	21	2	5	6	4	6	202	4	1	16	34	0	6	0
Gross Misd.	282	170	142	310	240	70	278	12	3	0	9	8	9	293	8	0	4	2	2	5	0
Misdemeanor	610	375	469	516	381	135	461	28	2	5	17	3	17	496	3	0	37	0	0	16	0
Juvenile	268	335	351	252	152	100	231	7	1	2	3	8	3	241	8	0	29	5	0	6	0
Total	1364	946	1020	1290	930	360	1144	68	8	12	35	23	35	1232	23	1	86	41	2	33	0
Brown																					
Felony	86	19	28	77	68	9	75	0	0	0	0	2	4	68	5	0	6	13	0	1	0
Gross Misd.	105	65	51	119	104	15	118	0	0	1	0	0	10	109	0	0	9	1	0	4	10
Misdemeanor	141	119	113	147	119	28	147	0	0	0	0	0	13	134	0	0	20	0	0	2	11
Juvenile	91	108	121	78	65	13	78	0	0	0	0	0	9	69	0	4	11	13	0	1	3
Total	423	311	313	421	356	65	418	0	0	1	0	2	36	380	5	4	46	27	0	8	24
Carlton (CCA)																					
Felony	182	45	53	174	142	32	134	4	36	0	0	0	1	173	0	1	18	17	4	2	1
Gross Misd.	75	43	56	62	51	11	39	1	22	0	0	0	0	62	0	0	5	0	2	5	0
Misdemeanor	85	104	132	57	44	13	39	1	17	0	0	0	0	57	0	0	15	0	0	7	0
Juvenile	96	212	177	131	101	30	92	1	37	1	0	0	0	131	0	0	21	9	1	12	0
Total	438	404	418	424	338	86	304	7	112	1	0	0	1	423	0	1	59	26	7	26	1
Carver																					
Felony	234	87	88	233	183	50	219	12	1	0	1	0	11	218	4	2	33	11	1	3	0
Gross Misd.	311	172	151	370	299	71	327	6	0	4	18	15	20	335	15	0	36	3	0	72	0
Misdemeanor	505	391	388	527	431	96	450	9	1	6	51	10	53	464	10	0	90	0	0	98	0
Juvenile	217	156	196	189	151	38	174	4	0	2	5	4	5	180	4	7	65	21	0	6	0
Total	1267	806	823	1319	1064	255	1170	31	2	12	75	29	89	1197	33	9	224	35	1	179	0

	Criminal Sexual Conduct	Disturbing Peace	Drugs	DWI	Escape/Flight	Forgery	Gambling	Homicide	Juvenile Status Offenses	Kidnapping	Obscenity	Property Damage	Robbery	Sex Related	Stolen Property	Theft	Theft Related	Traffic (exclude DWI)	Vehicle Theft	Weapons	Other	Unknown/NA
Atkin (CCA)																						
Felony	17	0	26	1	4	2	0	1	0	0	0	5	0	0	7	14	9	2	2	1	0	0
Gross Misd.	2	0	2	140	2	1	0	0	0	0	0	1	0	0	2	11	7	31	2	0	0	0
Misdemeanor	0	1	3	185	0	0	0	0	0	0	0	3	0	0	1	13	2	22	3	1	0	0
Juvenile	5	3	10	0	0	1	0	0	16	0	0	6	0	0	3	9	0	8	3	1	0	0
Total	24	4	41	326	6	4	0	1	16	0	0	15	0	0	13	47	18	63	10	3	0	0
Anoka (CCA)																						
Felony	209	9	368	24	49	82	3	2	0	5	0	22	28	32	65	135	272	17	47	15	5	0
Gross Misd.	13	39	2	1336	17	27	0	1	0	2	2	29	0	1	28	62	53	229	0	12	0	0
Misdemeanor	0	423	11	1874	1	0	1	0	40	0	9	56	0	1	13	123	70	597	7	5	26	0
Juvenile	41	63	34	18	8	10	0	0	403	0	3	85	19	1	20	62	81	36	51	23	3	0
Total	263	534	415	3252	75	119	4	3	443	7	14	192	47	35	126	382	476	879	105	55	34	0
Becker																						
Felony	8	0	39	0	2	10	2	1	0	0	0	6	0	0	6	51	4	1	5	2	0	0
Gross Misd.	0	0	0	35	0	0	0	0	0	0	0	0	0	0	0	1	1	3	0	0	0	0
Misdemeanor	0	1	2	2	0	0	0	0	0	0	0	0	0	0	0	0	0	0	1	0	2	0
Juvenile	5	2	6	1	0	4	0	0	1	0	0	11	0	0	1	22	0	4	8	1	21	20
Total	13	3	47	38	2	14	2	1	1	0	0	17	0	0	7	74	5	8	14	3	23	20
Beltrami																						
Felony	50	0	51	0	17	7	0	0	0	0	0	7	7	0	10	28	47	1	13	3	0	0
Gross Misd.	1	3	1	45	5	0	0	0	0	0	1	2	0	0	0	3	5	5	1	0	2	0
Misdemeanor	0	2	0	1	0	0	0	0	0	0	1	1	0	0	1	2	1	0	1	0	1	0
Juvenile	1	13	4	1	3	3	0	0	1	0	0	13	3	0	7	19	6	0	38	5	29	9
Total	52	18	56	47	25	10	0	0	1	0	2	23	10	0	18	52	59	6	53	8	32	9
Benton																						
Felony	31	2	48	3	8	9	0	2	0	0	0	6	3	0	8	37	23	6	4	2	0	0
Gross Misd.	0	0	0	209	0	0	0	0	0	0	0	1	0	0	0	0	0	0	0	0	6	0
Misdemeanor	0	0	1	107	0	0	0	0	0	0	0	7	0	0	0	10	11	0	0	0	121	30
Juvenile	0	0	3	0	0	0	0	0	0	0	0	10	1	4	4	8	4	0	8	1	161	0
Total	31	2	52	319	8	9	0	2	0	0	0	24	4	4	12	55	38	6	12	3	288	30
Big Stone																						
Felony	5	0	2	0	1	0	0	0	0	0	0	0	0	0	0	4	4	0	1	0	0	0
Gross Misc.	0	0	0	9	0	0	0	0	0	0	0	2	0	0	0	2	1	0	0	0	0	0
Misdemeanor	0	2	0	10	0	0	0	0	0	0	0	0	0	0	0	0	0	1	0	0	1	0
Juvenile	0	1	0	0	0	0	0	0	13	0	0	2	0	1	1	3	0	0	0	0	1	0
Total	5	3	2	19	1	0	0	0	13	0	0	4	0	1	1	9	5	1	1	0	2	0
Blue Earth (CCA)																						
Felony	21	0	35	0	4	8	0	2	0	0	0	7	3	0	0	32	40	0	2	0	0	1
Gross Misd.	1	2	1	200	3	10	0	0	0	0	2	3	0	0	0	25	28	18	0	0	0	4
Misdemeanor	1	42	3	296	3	1	0	0	0	0	0	4	2	0	2	29	12	60	6	0	0	4
Juvenile	18	12	7	9	1	0	0	0	84	0	0	25	1	0	0	40	6	0	8	0	1	0
Total	41	56	46	505	11	19	0	2	84	0	2	39	4	2	0	126	86	78	16	0	1	9
Brown																						
Felony	11	0	13	0	1	4	0	0	0	0	0	7	0	0	1	15	4	0	0	1	0	0
Gross Misd.	0	0	0	67	1	0	0	0	0	0	0	3	0	0	0	9	3	7	1	1	3	0
Misdemeanor	0	5	0	99	0	0	0	0	1	0	0	1	0	0	0	1	0	6	0	0	1	0
Juvenile	0	3	0	6	2	1	0	0	12	0	0	6	0	0	0	9	1	1	4	1	0	0
Total	11	8	13	172	4	5	0	0	13	0	0	17	0	0	1	34	8	14	5	3	4	0
Carlton (CCA)																						
Felony	14	0	58	3	6	4	2	1	0	1	0	2	0	0	5	9	13	4	6	3	0	0
Gross Misd.	3	4	0	27	6	1	0	0	2	0	0	1	0	0	1	1	1	3	0	0	0	0
Misdemeanor	0	10	3	13	0	1	0	0	0	0	0	0	0	0	0	3	1	4	0	0	0	0
Juvenile	2	11	6	0	3	0	0	0	21	0	0	11	0	0	1	15	3	3	11	1	0	0
Total	19	25	67	43	15	6	2	1	23	1	0	14	0	0	7	28	18	14	17	4	0	0
Carver																						
Felony	26	0	52	2	4	12	1	0	0	1	0	5	4	0	6	34	20	7	9	0	0	0
Gross Misd.	5	5	9	134	0	6	0	0	2	0	0	9	0	2	2	18	1	26	1	0	10	29
Misdemeanor	1	26	7	178	0	0	0	0	13	0	0	13	0	2	1	23	2	60	2	0	5	6
Juvenile	10	11	8	0	2	0	0	1	6	0	0	9	0	0	0	17	3	14	2	0	1	6
Total	42	42	76	314	6	18	1	1	21	1	0	36	4	4	9	92	26	107	14	0	16	41

	1998 Year-end population	1999 Entries	1999 Removals	1999 Year-end Populations	Male	Female	White	Black	American Indian	Asian/Pacific Islander	Other Race	Unknown Race	Hispanic	Not Hispanic	Unknown Hispanic Status	Arson	Assault	Burglary	Crime Against Family	Crime Against Justice	Crime Against Government
Cass																					
Felony	175	78	68	185	145	40	117	1	67	0	0	0	1	184	0	0	26	23	0	2	0
Gross Misd.	238	99	90	274	232	42	166	1	104	0	1	2	1	273	0	0	13	1	0	13	3
Misdemeanor	185	234	169	259	199	60	151	0	107	0	0	1	0	259	0	1	56	2	0	12	3
Juvenile	174	72	138	158	131	27	93	0	65	0	0	0	0	158	0	1	24	18	0	6	0
Total	772	483	465	876	707	169	527	2	343	0	1	3	2	874	0	2	119	44	0	33	6
Chippewa (CCA)																					
Felony	34	38	32	42	35	7	38	0	3	1	0	0	2	40	0	0	4	8	0	0	0
Gross Misd.	37	44	47	34	28	6	32	0	2	0	0	0	1	33	0	0	0	0	0	2	0
Misdemeanor	52	62	70	42	35	7	37	2	1	1	0	1	2	39	1	0	5	0	0	1	3
Juvenile	46	44	50	40	31	9	34	0	6	0	0	0	2	38	0	0	5	3	0	0	0
Total	169	188	199	158	129	29	141	2	12	2	0	1	7	150	1	0	14	11	0	3	3
Chisago																					
Felony	205	65	58	212	191	21	206	2	2	0	1	1	1	210	1	1	22	14	0	0	0
Gross Misd.	307	116	118	305	266	39	297	1	2	0	1	4	4	295	6	0	13	2	1	6	1
Misdemeanor	686	625	655	656	526	130	368	3	5	1	1	278	5	373	278	1	83	1	0	12	13
Juvenile	152	232	235	149	123	26	112	0	1	2	0	34	3	112	34	0	28	12	0	1	0
Total	1350	1038	1066	1322	1106	216	983	6	10	3	3	317	13	990	319	2	146	29	1	19	14
Clay																					
Felony	442	176	122	496	381	115	427	15	49	0	5	0	114	382	0	2	46	55	0	2	0
Gross Misd.	43	33	34	42	35	7	33	3	6	0	0	0	1	41	0	0	8	0	0	1	0
Misdemeanor	136	217	180	173	129	44	131	11	28	0	0	3	24	145	4	0	68	0	0	9	4
Juvenile	186	252	198	240	176	64	207	2	29	0	1	1	58	181	1	2	34	17	0	12	21
Total	807	678	534	951	721	230	798	31	112	0	6	4	197	749	5	4	156	72	0	24	25
Clearwater																					
Felony	57	18	17	58	45	13	28	0	28	0	0	2	0	58	0	0	8	8	0	0	0
Gross Misd.	67	110	133	43	35	8	26	0	17	0	0	0	0	43	0	0	8	1	0	2	0
Misdemeanor	34	8	32	10	10	0	6	0	4	0	0	0	0	10	0	0	4	0	0	0	0
Juvenile	77	147	149	75	52	23	38	0	37	0	0	0	0	75	0	0	19	0	0	0	0
Total	235	283	331	186	142	44	98	0	86	0	0	2	0	186	0	0	39	9	0	2	0
Cook (CCA)																					
Felony	27	7	10	24	18	6	19	1	4	0	0	0	0	24	0	0	7	0	0	0	0
Gross Misd.	40	21	22	39	34	5	29	0	10	0	0	0	1	38	0	0	2	0	1	1	0
Misdemeanor	72	70	56	86	74	12	83	0	3	0	0	0	2	84	0	0	4	0	0	0	0
Juvenile	25	9	26	8	6	2	4	0	3	1	0	0	0	8	0	1	0	0	0	0	0
Total	164	107	114	157	132	25	135	1	20	1	0	0	3	154	0	1	13	0	1	1	0
Cottonwood																					
Felony	56	19	19	56	47	9	50	0	1	0	3	2	8	43	5	0	13	8	0	1	0
Gross Misd.	37	13	21	29	23	6	24	0	3	0	1	1	1	27	1	0	0	0	0	1	1
Misdemeanor	45	50	48	47	36	11	44	0	0	0	1	2	3	44	0	0	6	0	1	1	0
Juvenile	43	52	48	47	38	9	39	1	0	0	7	0	2	45	0	1	10	0	0	0	5
Total	181	134	136	179	144	35	157	1	4	0	12	5	14	159	6	1	29	8	1	3	6
Crow Wing (CCA)																					
Felony	383	76	100	359	282	77	335	9	13	2	0	0	4	355	0	2	23	40	0	1	0
Gross Misd.	456	147	205	398	323	75	365	3	28	1	0	1	9	388	1	0	9	0	1	19	24
Misdemeanor	376	374	300	450	346	104	418	5	21	3	0	3	4	443	3	0	30	0	0	7	39
Juvenile	183	140	164	159	135	24	148	2	9	0	0	0	2	157	0	3	21	29	0	2	4
Total	1398	737	769	1366	1086	280	1266	19	71	6	0	4	19	1343	4	5	83	69	1	29	67
Dakota (CCA)																					
Felony	1997	520	488	2054	1513	541	1639	280	35	41	0	59	87	1908	59	13	211	282	7	14	3
Gross Misd.	1534	828	671	1724	1413	311	1549	81	26	16	0	52	76	1596	52	1	73	19	9	59	15
Misdemeanor	2591	2214	2065	2657	2137	520	2285	145	35	49	0	143	165	2349	143	0	320	2	2	97	6
Juvenile	691	792	788	697	558	139	534	72	14	26	0	51	25	621	51	14	144	59	0	16	1
Total	6813	4354	4012	7132	5621	1511	6007	578	110	132	0	305	353	6474	305	28	748	362	18	186	25
Dodge (CCA)																					
Felony	43	28	26	45	35	10	42	2	0	0	0	1	1	44	0	1	6	8	0	0	0
Gross Misd.	35	36	28	43	36	7	39	0	0	0	0	4	4	39	0	0	2	2	0	3	1
Misdemeanor	14	57	31	40	32	8	34	1	1	0	0	4	4	36	0	0	14	0	0	1	0
Juvenile	58	79	69	68	53	15	61	0	1	1	0	5	5	63	0	0	11	4	0	0	21
Total	150	200	154	196	156	40	176	3	2	1	0	14	14	182	0	1	33	14	0	4	22

	Criminal Sexual Conduct	Disturbing Peace	Drugs	DWI	Escape/Flight	Forgery	Gambling	Homicide	Juvenile Status Offenses	Kidnapping	Obscenity	Property Damage	Robbery	Sex Related	Stolen Property	Theft	Theft Related	Traffic (exclude DWI)	Vehicle Theft	Weapons	Other	Unknown/NA
Cass																						
Felony	18	1	34	2	4	3	0	1	0	1	0	4	2	0	6	22	21	4	6	5	0	0
Gross Misd.	0	0	1	174	3	0	0	0	0	0	2	4	0	1	1	6	4	41	0	0	1	6
Misdemeanor	0	23	1	136	1	0	0	0	2	0	0	0	0	0	0	2	0	14	4	1	0	1
Juvenile	8	8	8	0	4	1	0	0	11	1	0	4	3	1	2	13	0	22	15	2	0	6
Total	26	32	44	312	12	4	0	1	13	2	2	12	5	2	9	43	25	81	25	8	1	13
Chippewa (CCA)																						
Felony	5	1	3	0	0	1	0	1	0	3	0	1	1	0	0	11	1	0	1	1	0	0
Gross Misd.	0	0	0	24	0	0	0	0	0	0	0	5	0	0	0	2	1	0	0	0	0	0
Misdemeanor	0	7	1	16	0	0	0	0	1	0	0	3	0	0	0	3	1	1	0	0	0	0
Juvenile	6	1	0	1	0	0	0	0	10	0	0	3	0	0	0	3	0	2	5	0	1	0
Total	11	9	4	41	0	1	0	1	11	3	0	12	1	0	0	19	3	3	6	1	1	0
Chisago																						
Felony	30	1	45	2	6	9	0	1	0	1	0	12	1	0	14	24	9	3	15	2	0	0
Gross Misd.	2	3	0	211	4	1	0	0	0	0	0	3	0	1	2	1	1	33	0	5	15	0
Misdemeanor	0	23	5	290	0	2	1	0	5	0	1	7	0	0	1	16	0	154	1	0	19	21
Juvenile	4	2	1	5	1	0	0	0	51	0	0	10	0	2	1	10	0	9	5	2	1	4
Total	36	29	51	508	11	12	1	1	56	1	1	32	1	3	18	51	10	199	21	9	35	25
Clay																						
Felony	32	1	146	0	8	17	0	1	0	0	0	9	2	0	17	121	17	2	12	6	0	0
Gross Misd.	1	4	0	16	0	2	0	0	0	0	0	5	0	0	0	2	2	1	0	0	0	0
Misdemeanor	1	43	2	22	0	0	0	0	0	0	0	2	0	0	0	3	2	16	0	0	1	0
Juvenile	9	23	8	2	0	1	0	0	39	0	0	12	2	1	2	33	2	15	4	1	0	0
Total	43	71	156	40	8	20	0	1	39	0	0	28	4	1	19	159	23	34	16	7	1	0
Clearwater																						
Felony	2	0	4	2	0	5	0	0	0	1	0	4	1	0	1	9	9	0	4	0	0	0
Gross Misd.	1	1	0	23	0	0	0	0	0	0	0	1	0	0	0	3	0	1	2	0	0	0
Misdemeanor	0	0	0	4	0	0	0	0	0	0	0	0	0	0	0	0	0	0	0	0	2	0
Juvenile	2	0	9	2	0	0	0	0	18	0	0	3	1	0	0	0	8	4	6	0	3	0
Total	5	1	13	31	0	5	0	0	18	1	0	8	2	0	1	12	17	5	12	0	5	0
Cook (CCA)																						
Felony	1	0	7	0	0	1	0	1	0	0	0	0	0	0	3	2	0	1	1	0	0	0
Gross Misd.	0	1	1	27	0	0	0	0	0	0	0	0	0	0	0	0	0	5	0	1	0	0
Misdemeanor	0	1	4	34	0	0	0	0	23	0	0	0	0	0	0	2	0	17	0	1	0	0
Juvenile	0	2	0	0	0	0	0	0	2	0	0	0	0	0	0	1	0	2	0	0	0	0
Total	1	4	12	61	0	1	0	1	25	0	0	0	0	0	3	5	0	25	1	2	0	0
Cottonwood																						
Felony	6	0	12	0	1	2	0	0	0	0	0	1	0	0	1	9	1	1	0	0	0	0
Gross Misd.	0	0	1	21	0	0	0	0	0	0	0	1	0	0	0	0	3	1	0	0	0	0
Misdemeanor	1	5	0	24	0	0	0	0	0	0	0	0	0	1	1	2	3	1	0	1	0	0
Juvenile	0	3	1	0	0	2	0	0	2	0	0	3	0	0	0	9	0	7	4	0	0	0
Total	7	8	14	45	1	4	0	0	2	0	0	5	0	0	2	19	6	12	5	0	1	0
Crow Wing (CCA)																						
Felony	56	1	71	2	17	21	0	2	0	2	0	5	5	2	13	32	37	4	21	2	0	0
Gross Misd.	6	2	0	244	9	3	0	0	0	0	0	4	0	0	3	29	3	39	2	1	0	0
Misdemeanor	0	17	12	271	0	0	0	0	0	0	0	1	0	0	1	20	1	48	3	0	0	0
Juvenile	18	14	8	0	3	1	0	0	2	0	0	10	0	1	6	18	0	3	11	4	1	0
Total	80	34	91	517	29	25	0	2	2	2	0	20	5	3	23	99	41	94	37	7	1	0
Dakota (CCA)																						
Felony	182	0	135	37	45	397	2	7	0	7	0	38	40	0	39	282	233	0	59	18	0	3
Gross Misd.	21	3	5	1253	16	0	0	2	0	0	1	16	0	0	8	58	12	122	2	4	22	3
Misdemeanor	15	102	22	1317	3	0	0	0	0	0	0	21	0	2	5	52	2	575	0	3	111	0
Juvenile	47	52	28	13	7	12	0	0	32	1	0	59	9	0	13	105	3	12	49	17	4	0
Total	265	157	190	2620	71	409	2	9	32	8	1	134	49	2	65	497	250	709	110	42	137	6
Dodge (CCA)																						
Felony	2	0	11	0	2	0	0	0	0	0	0	1	1	0	2	6	0	0	1	2	0	2
Gross Misd.	0	0	0	34	0	0	0	0	0	0	0	0	0	0	0	1	0	0	0	0	0	0
Misdemeanor	0	0	0	23	0	0	0	0	0	0	0	0	1	0	0	1	0	0	0	0	0	0
Juvenile	0	2	2	2	0	0	0	0	1	0	0	6	1	0	1	3	0	0	6	3	2	3
Total	2	2	13	59	2	0	0	0	1	0	0	7	3	0	3	11	0	0	7	5	2	5

	1999 Year-end Population	1999 Year-end Removals	1999 Year-end Populations	Male	Female	White	Black	American Indian	Asian/Pacific Islander	Other Race	Unknown Race	Hispanic	Not Hispanic	Unknown Hispanic Status	Arson	Assault	Burglary	Crime Against Family	Crime Against Justice	Crime Against Government	
Douglas																					
Felony	162	69	73	158	121	37	154	1	3	0	0	2	142	14	2	17	27	0	0	0	
Gross Misd.	140	95	95	140	119	21	138	0	2	0	0	1	139	0	0	3	0	1	3	0	
Misdemeanor	96	172	160	108	83	25	107	1	0	0	0	0	108	0	0	18	0	0	1	4	
Juvenile	83	160	146	97	78	19	97	0	0	0	0	0	97	0	0	11	9	0	2	0	
Total	481	496	474	503	401	102	496	2	5	0	0	3	486	14	2	49	36	1	6	4	
Faribault																					
Felony	69	7	18	58	47	11	53	0	0	0	5	14	38	6	0	7	4	0	0	0	
Gross Misd.	55	12	14	53	44	9	51	1	0	0	1	4	45	4	0	1	0	0	1	2	
Misdemeanor	75	27	45	57	45	12	54	0	0	0	3	4	50	3	0	12	0	0	0	0	
Juvenile	88	18	21	85	72	13	78	1	4	0	2	7	66	12	0	16	0	0	2	0	
Total	287	64	98	253	208	45	236	2	4	0	11	29	199	25	0	36	4	0	3	2	
Fillmore (CCA)																					
Felony	51	18	23	46	40	6	42	1	0	0	3	3	43	0	0	4	7	0	2	1	
Gross Misd.	91	45	45	91	72	19	89	0	1	1	0	0	91	0	0	8	0	0	0	3	
Misdemeanor	143	88	83	148	118	30	146	0	1	0	1	0	148	0	0	15	0	0	1	9	
Juvenile	48	64	66	46	34	12	45	0	0	0	1	0	45	1	0	4	2	0	0	13	
Total	333	215	217	331	264	67	322	1	2	1	5	3	327	1	0	31	9	0	3	26	
Freeborn																					
Felony	117	41	34	124	95	29	119	4	0	0	1	21	96	7	1	7	13	0	0	0	
Gross Misd.	130	222	143	209	173	36	207	2	0	0	0	33	176	0	0	13	0	0	0	0	
Misdemeanor	214	117	128	203	160	43	202	1	0	0	0	38	165	0	0	29	0	0	0	0	
Juvenile	269	247	356	160	115	45	158	2	0	0	0	24	136	0	0	32	7	0	0	0	
Total	730	627	661	696	543	153	686	9	0	0	1	116	573	7	1	81	20	0	0	0	
Goodhue																					
Felony	212	67	63	216	166	50	188	17	4	0	3	3	198	15	0	24	25	0	1	4	
Gross Misd.	362	118	144	336	284	52	296	14	19	1	4	4	330	2	0	26	1	1	12	7	
Misdemeanor	482	416	392	506	381	125	444	26	15	8	12	12	492	2	0	66	0	0	20	52	
Juvenile	199	290	330	159	125	34	151	4	3	0	1	0	158	0	3	18	4	0	1	1	
Total	1255	891	929	1217	956	261	1079	61	41	9	20	20	1178	19	3	134	30	1	34	64	
Grant																					
Felony	17	7	7	17	16	1	0	17	0	0	0	0	0	17	0	4	4	0	0	0	
Gross Misd.	18	14	13	19	16	3	19	0	0	0	0	0	19	0	0	0	0	0	1	0	
Misdemeanor	15	25	24	16	14	2	16	0	0	0	0	0	16	0	0	4	0	0	0	0	
Juvenile	26	31	42	15	11	4	14	0	0	0	1	0	14	0	0	2	0	0	0	0	
Total	76	77	86	67	57	10	49	17	0	0	1	0	49	17	0	10	4	0	1	0	
Hennepin (CCA)																					
Felony	10869	6501	6440	10930	8690	2240	4711	5428	378	207	0	206	379	10345	206	51	1135	486	46	34	8
Gross Misd.	5983	2523	1756	6750	5460	1290	4617	1438	290	89	0	316	257	6177	316	2	230	11	119	194	57
Misdemeanor	9820	7022	6823	10019	7808	2211	6369	2452	302	202	0	694	484	8841	694	0	1202	0	3	386	91
Juvenile	4003	3107	2832	4278	3259	1019	1805	1791	382	260	0	40	352	3886	40	29	891	349	1	122	83
Total	30675	19153	17851	31977	25217	6760	17502	11109	1352	758	0	1256	1472	29249	1256	82	3458	846	169	736	239
Houston																					
Felony	36	14	9	41	36	5	37	1	1	0	2	0	41	0	0	6	4	0	0	0	
Gross Misd.	58	25	21	64	58	6	63	0	1	0	0	0	64	0	0	1	0	0	2	0	
Misdemeanor	266	261	181	339	252	87	339	0	0	0	0	2	337	0	0	21	0	1	1	3	
Juvenile	114	66	81	97	83	14	97	0	0	0	0	1	96	0	0	5	7	0	2	2	
Total	474	366	292	541	429	112	536	1	2	0	2	3	538	0	0	33	11	1	5	5	
Hubbard																					
Felony	78	25	30	73	58	15	67	0	6	0	0	0	73	0	2	7	11	1	0	0	
Gross Misd.	24	12	18	18	13	5	18	0	0	0	0	0	18	0	0	1	0	0	0	0	
Misdemeanor	8	6	5	9	6	3	9	0	0	0	0	0	9	0	0	0	1	1	0	0	
Juvenile	55	32	39	48	38	10	42	0	6	0	0	0	48	0	0	4	8	0	1	0	
Total	165	75	92	148	115	33	136	0	12	0	0	0	148	0	2	12	20	2	1	0	
Isanti																					
Felony	158	61	42	177	135	42	171	2	1	0	1	2	1	173	3	2	18	13	3	0	1
Gross Misd.	148	97	56	189	157	32	185	2	1	0	0	1	0	187	2	3	6	1	1	11	1
Misdemeanor	593	477	459	611	497	114	601	3	4	2	0	1	7	603	1	1	55	0	10	15	52
Juvenile	121	194	153	162	129	33	162	0	0	0	0	0	162	0	1	35	15	0	0	0	0
Total	1020	829	710	1139	918	221	1119	7	6	2	1	4	8	1125	6	7	114	29	14	26	54

	Criminal Sexual Conduct	Disturbing Peace	Drugs	DWI	Escape/Flight	Forgery	Gambling	Homicide	Juvenile Status Offenses	Kidnapping	Obscenity	Property Damage	Robbery	Sex Related	Stolen Property	Theft	Theft Related	Traffic (exclude DWI)	Vehicle Theft	Weapons	Other	Unknown/NA
Douglas																						
Felony	14	2	22	0	3	18	1	0	0	0	0	4	0	0	4	28	8	1	4	3	0	0
Gross Misd.	1	5	1	92	2	1	0	0	0	0	0	3	0	0	0	5	8	14	0	0	1	0
Misdemeanor	0	6	1	53	0	0	0	0	0	0	0	0	0	0	1	6	1	8	1	0	8	0
Juvenile	6	11	0	1	0	0	0	0	0	0	1	8	0	0	5	5	1	3	2	4	28	0
Total	21	24	24	146	5	19	1	0	0	0	1	15	0	0	10	44	18	26	7	7	37	0
Faribault																						
Felony	11	0	10	0	2	4	0	0	0	0	0	4	0	0	0	12	3	0	0	1	0	0
Gross Misd.	0	1	0	34	2	2	1	0	0	0	0	0	0	0	0	1	3	2	1	1	1	0
Misdemeanor	0	0	0	32	0	0	0	0	0	0	0	5	0	0	0	4	0	4	0	0	0	0
Juvenile	1	10	0	4	0	1	0	0	1	0	0	8	0	0	2	5	0	1	2	2	0	30
Total	12	11	10	70	4	7	1	0	1	0	0	17	0	0	2	22	6	7	3	4	1	30
Fillmore (CCA)																						
Felony	3	0	2	4	2	0	0	0	0	0	0	1	0	0	0	10	2	0	6	1	0	1
Gross Misd.	1	0	0	75	0	0	0	0	0	0	0	2	0	0	0	1	1	0	0	0	0	0
Misdemeanor	0	1	0	117	0	0	0	0	0	0	0	0	0	0	0	1	1	2	0	1	0	0
Juvenile	0	1	1	4	0	0	0	0	0	0	0	2	0	0	1	8	0	0	5	3	0	2
Total	4	2	3	200	2	0	0	0	0	0	0	5	0	0	1	20	4	2	11	5	0	3
Freeborn																						
Felony	11	1	51	0	2	6	0	1	1	0	0	0	1	0	4	12	7	4	2	0	0	0
Gross Misd.	0	0	0	157	1	1	0	0	0	0	0	11	0	0	0	20	5	0	0	0	1	0
Misdemeanor	0	33	20	49	0	0	0	0	0	0	0	0	0	0	2	26	5	32	1	4	2	0
Juvenile	6	37	8	0	0	0	0	0	24	0	0	0	0	0	0	46	0	0	0	0	0	0
Total	17	71	79	206	3	7	0	1	25	0	0	11	1	0	6	104	17	36	3	4	3	0
Goodhue																						
Felony	27	1	48	1	3	12	0	0	0	0	0	5	4	0	8	37	5	4	4	3	0	0
Gross Misd.	5	1	0	199	4	3	0	0	0	0	0	4	0	0	5	17	6	37	0	4	1	3
Misdemeanor	0	39	10	178	0	1	0	0	0	0	0	5	0	1	1	14	9	106	3	1	0	0
Juvenile	2	13	21	4	0	0	0	0	36	0	0	17	0	0	1	19	0	6	12	1	0	0
Total	34	54	79	382	7	16	0	0	36	0	0	31	4	1	15	87	20	153	19	9	1	3
Grant																						
Felony	2	0	2	0	0	0	0	0	0	0	0	0	0	0	0	1	2	0	2	0	0	0
Gross Misd.	0	0	0	14	0	0	0	0	0	0	0	2	0	0	0	1	1	0	0	0	0	0
Misdemeanor	0	3	0	6	0	0	0	0	0	0	0	1	0	0	0	1	1	0	0	0	0	0
Juvenile	0	0	0	0	0	0	0	0	8	0	0	1	0	1	0	1	0	0	0	0	2	0
Total	2	3	2	20	0	0	0	0	8	0	0	4	0	1	1	3	4	0	2	0	2	0
Hennepin (CCA)																						
Felony	642	50	4043	108	213	502	9	59	0	72	7	137	363	45	215	575	742	18	231	200	41	898
Gross Misd.	31	187	7	4134	19	69	3	0	0	3	18	63	0	98	29	191	146	746	3	147	6	237
Misdemeanor	1	986	64	4979	1	34	0	0	0	0	33	283	0	90	20	477	147	1117	30	27	31	17
Juvenile	161	98	416	1	97	28	0	25	537	9	4	182	256	2	40	212	306	9	212	61	0	147
Total	835	1321	4530	9222	330	633	12	84	537	84	62	665	619	235	304	1455	1341	1890	476	435	78	1299
Houston																						
Felony	8	0	7	0	0	2	0	0	0	0	0	0	0	0	0	8	1	0	5	0	0	0
Gross Misd.	0	0	1	51	0	0	0	0	0	0	0	0	0	0	0	3	0	5	0	0	0	1
Misdemeanor	2	12	1	124	0	15	0	0	0	0	0	6	0	0	0	4	3	100	1	0	1	44
Juvenile	1	1	5	15	1	3	0	0	32	0	0	3	0	0	0	11	1	6	0	0	1	1
Total	11	13	14	190	1	20	0	0	32	0	0	9	0	0	0	26	5	111	6	0	2	46
Hubbard																						
Felony	23	0	8	0	0	3	0	0	0	1	0	0	1	0	1	7	4	0	2	2	0	0
Gross Misd.	1	0	0	13	1	0	0	0	0	0	0	0	0	0	0	2	0	0	0	0	0	0
Misdemeanor	0	1	0	3	0	1	0	0	0	0	0	1	0	0	0	0	0	0	0	0	1	0
Juvenile	5	1	3	1	0	2	0	0	5	0	0	3	1	0	0	12	0	1	0	0	1	0
Total	29	2	11	17	1	6	0	0	5	1	0	4	2	0	1	21	4	1	2	2	2	0
Isanti																						
Felony	20	0	26	4	5	10	0	0	0	1	0	6	0	0	14	35	9	3	5	2	0	0
Gross Misd.	3	3	0	112	0	2	0	0	0	0	0	3	0	1	0	2	4	26	0	1	9	0
Misdemeanor	0	33	16	143	0	0	0	0	0	0	0	5	0	0	1	26	15	234	0	2	3	0
Juvenile	3	6	7	2	0	0	0	0	42	0	0	11	1	0	3	12	0	13	9	2	0	0
Total	26	42	49	261	5	12	0	0	42	1	0	25	1	1	18	75	28	276	14	7	12	0

	1998 Year-end Population	1999 Entries	1999 Removals	1999 Year-end Populations	Male	Female	White	Black	American Indian	Asian/Pacific Islander	Other Race	Unknown Race	Hispanic	Not Hispanic	Unknown Hispanic Status	Arson	Assault	Burglary	Crime Against Family	Crime Against Justice	Crime Against Government
Itasca																					
Felony	278	65	89	255	209	46	227	1	26	0	0	1	2	242	11	3	25	31	0	2	0
Gross Misd.	355	213	262	338	273	65	290	4	43	0	0	1	1	336	1	0	26	2	3	22	9
Misdemeanor	106	98	76	128	97	31	112	0	16	0	0	0	1	127	0	0	41	9	0	4	7
Juvenile	480	405	446	437	300	137	375	3	56	0	0	3	1	436	0	4	48	34	0	22	1
Total	1219	781	873	1158	879	279	1004	8	141	0	0	5	5	1141	12	7	140	76	3	50	17
Jackson																					
Felony	30	15	13	32	26	6	24	0	0	0	4	4	0	27	5	1	9	2	0	2	0
Gross Misd.	59	21	23	57	43	14	54	0	0	3	0	0	2	55	0	0	2	1	0	3	4
Misdemeanor	194	126	121	199	143	56	192	3	0	4	0	0	14	185	0	0	14	0	3	4	6
Juvenile	57	39	56	40	30	10	36	0	0	4	0	0	3	37	0	0	5	3	0	0	0
Total	340	201	213	328	242	86	306	3	0	11	4	4	19	304	5	1	30	6	3	9	10
Kanabec																					
Felony	136	38	26	148	119	29	145	1	2	0	0	0	0	148	0	2	17	24	0	0	0
Gross Misd.	117	90	71	136	112	24	134	1	1	0	0	0	1	135	0	0	6	0	0	5	2
Misdemeanor	177	124	131	170	128	42	167	2	1	0	0	0	1	169	0	0	14	0	0	7	19
Juvenile	121	81	97	105	78	27	104	1	0	0	0	0	1	104	0	1	21	10	0	2	2
Total	551	333	325	559	437	122	550	5	4	0	0	0	3	556	0	3	58	34	0	14	23
Kandiyohi (CCA)																					
Felony	180	63	97	151	126	25	101	4	0	0	43	3	43	105	3	2	20	27	0	0	0
Gross Misd.	226	137	168	199	160	39	147	2	1	0	49	0	49	150	0	0	14	0	2	2	2
Misdemeanor	320	397	386	320	255	65	226	0	6	0	88	0	88	232	0	0	42	0	0	9	42
Juvenile	196	191	237	149	106	43	109	1	0	0	39	0	39	110	0	2	13	8	0	0	32
Total	922	788	888	819	647	172	583	7	7	0	219	3	219	597	3	4	89	35	2	11	76
Kittson																					
Felony	21	6	12	15	13	2	15	0	0	0	0	0	1	14	0	0	2	4	0	0	0
Gross Misd.	3	6	2	7	6	1	6	0	0	0	0	1	0	6	1	0	0	0	0	0	0
Misdemeanor	1	0	1	0	0	0	0	0	0	0	0	0	0	0	0	0	0	0	0	0	0
Juvenile	13	14	10	17	12	5	15	1	1	0	0	0	3	14	0	0	0	0	0	0	2
Total	38	26	25	39	31	8	36	1	1	0	0	1	4	34	1	0	2	4	0	0	2
Koochiching (CCA)																					
Felony	96	35	29	102	86	16	93	4	5	0	0	0	2	100	0	1	5	10	0	2	0
Gross Misd.	91	43	26	108	90	18	95	0	13	0	0	0	0	108	0	0	6	2	0	0	5
Misdemeanor	73	105	61	117	84	33	103	0	12	1	0	1	1	115	1	0	3	0	0	2	2
Juvenile	100	145	148	97	73	24	89	1	7	0	0	0	1	96	0	2	3	11	0	1	0
Total	360	328	264	424	333	91	380	5	37	1	0	1	4	419	1	3	17	23	0	5	7
Lac Qui Parle (CCA)																					
Felony	20	20	25	15	15	0	15	0	0	0	0	0	0	15	0	0	2	4	0	0	0
Gross Misd.	13	17	15	15	12	3	15	0	0	0	0	0	1	14	0	0	1	1	2	0	0
Misdemeanor	12	26	19	19	17	2	19	0	0	0	0	0	0	19	0	0	2	0	0	0	2
Juvenile	27	33	47	13	9	4	13	0	0	0	0	0	0	13	0	1	0	2	0	0	0
Total	72	96	106	62	53	9	62	0	0	0	0	0	1	61	0	1	5	7	2	0	2
Lake (CCA)																					
Felony	41	20	18	43	36	7	41	2	0	0	0	0	0	43	0	0	0	9	1	0	0
Gross Misd.	32	19	15	36	29	7	35	0	1	0	0	0	1	35	0	0	0	0	0	1	1
Misdemeanor	68	83	86	65	53	12	63	1	0	1	0	0	2	63	0	0	5	0	0	2	0
Juvenile	43	68	77	34	27	7	33	0	0	0	0	1	0	33	1	0	2	2	0	0	0
Total	184	190	196	178	145	33	172	3	1	1	0	1	3	174	1	0	7	11	1	3	1
Lake of the Woods																					
Felony	6	4	4	6	3	3	6	0	0	0	0	0	0	6	0	0	1	0	0	0	0
Gross Misd.	8	11	6	13	11	2	11	1	0	0	0	1	0	12	1	0	0	0	0	1	0
Misdemeanor	1	0	0	1	1	0	0	0	0	0	0	1	0	0	1	0	0	0	0	0	0
Juvenile	12	3	7	8	5	3	8	0	0	0	0	0	0	8	0	0	1	1	0	0	0
Total	27	18	17	28	20	8	25	1	0	0	0	2	0	26	2	0	2	1	0	1	0
Le Sueur																					
Felony	88	36	41	83	64	19	80	2	1	0	0	0	10	73	0	1	3	7	2	1	0
Gross Misd.	57	44	31	70	66	4	69	0	1	0	0	0	4	65	1	0	2	1	0	3	0
Misdemeanor	63	89	76	76	67	9	76	0	0	0	0	0	6	69	1	0	16	0	0	0	0
Juvenile	81	88	84	85	72	13	81	1	2	0	0	1	4	80	1	1	16	11	0	1	0
Total	289	257	232	314	269	45	306	3	4	0	0	1	24	287	3	2	37	19	2	5	0

	Criminal Sexual Conduct	Disturbing Peace	Drugs	DWI	Escape/Flight	Forgery	Gambling	Homicide	Juvenile Status Offenses	Kidnapping	Obscenity	Property Damage	Robbery	Sex Related	Stolen Property	Theft	Theft Related	Traffic (exclude DWI)	Vehicle Theft	Weapons	Other	Unknown/NA
Itasca																						
Felony	29	6	35	2	5	14	0	1	0	0	0	12	4	0	5	28	29	4	13	7	0	0
Gross Misd.	4	0	0	166	6	3	0	1	0	0	0	6	0	0	0	22	6	26	2	3	1	30
Misdemeanor	0	11	10	15	0	1	0	0	1	0	0	1	0	0	0	2	0	12	1	0	1	12
Juvenile	11	45	0	4	0	1	0	1	94	0	0	18	1	1	5	52	1	60	14	7	7	6
Total	44	62	45	187	11	19	0	3	95	0	0	37	5	1	10	104	36	102	30	17	9	48
Jackson																						
Felony	2	1	6	0	0	2	0	0	0	0	0	0	1	0	0	1	5	0	0	0	0	0
Gross Misd.	1	2	3	26	0	0	0	0	0	0	0	3	0	0	2	4	2	0	1	1	2	0
Misdemeanor	0	8	7	35	0	0	0	0	0	0	0	5	0	0	1	49	5	60	0	0	2	0
Juvenile	2	3	0	0	0	1	0	0	5	0	0	2	0	0	1	7	0	0	4	2	0	5
Total	5	14	16	61	0	3	0	0	5	0	0	10	1	0	4	61	12	60	5	3	4	5
Kanabec																						
Felony	16	2	23	0	2	4	0	0	0	1	0	6	0	2	9	29	8	0	3	0	0	0
Gross Misd.	1	0	0	95	2	0	1	0	0	0	0	2	0	0	0	1	5	11	0	1	4	0
Misdemeanor	0	4	0	76	0	0	0	0	0	0	0	1	0	0	0	1	2	42	1	0	3	0
Juvenile	2	9	2	0	0	0	0	0	20	0	0	9	0	0	1	10	1	4	4	7	0	0
Total	19	15	25	171	4	4	1	0	20	1	0	18	0	2	10	41	16	57	8	8	7	0
Kandiyohi (CCA)																						
Felony	20	0	33	0	3	3	0	0	0	0	2	0	0	0	9	18	6	1	1	3	3	0
Gross Misd.	3	1	3	97	3	0	0	0	0	0	2	0	0	0	8	22	17	23	0	0	0	0
Misdemeanor	0	7	5	74	0	1	0	0	0	0	11	0	0	0	4	11	2	105	2	2	3	0
Juvenile	8	2	11	1	1	3	0	0	3	0	0	14	1	0	3	19	2	19	2	2	3	0
Total	31	10	52	172	7	7	0	0	3	0	0	29	1	0	24	70	27	148	5	7	9	0
Kittson																						
Felony	2	0	4	0	0	0	0	0	0	0	0	0	1	0	0	0	1	0	1	0	0	0
Gross Misd.	1	0	2	4	0	0	0	0	0	0	0	0	0	0	0	0	0	0	0	0	0	0
Misdemeanor	0	0	0	0	0	0	0	0	0	0	0	0	0	0	0	0	0	0	0	0	0	0
Juvenile	1	0	0	0	0	0	0	0	0	0	1	0	0	0	0	3	0	0	8	0	2	0
Total	4	0	6	4	0	0	0	0	0	0	1	1	0	0	0	3	1	0	9	0	2	0
Koochiching (CCA)																						
Felony	21	0	35	0	2	2	1	0	0	1	0	3	0	0	0	5	9	0	5	0	0	0
Gross Misd.	3	2	0	65	1	1	0	0	1	0	0	2	0	0	0	5	2	12	0	1	0	0
Misdemeanor	0	5	2	34	0	11	0	0	16	0	0	5	0	0	0	8	1	25	0	3	0	0
Juvenile	5	4	1	1	0	1	0	0	27	0	0	11	0	0	0	13	1	10	4	2	0	0
Total	29	11	38	100	3	15	1	0	44	1	0	21	0	0	0	31	13	47	9	6	0	0
Lac Qui Parle (CCA)																						
Felony	0	0	5	0	0	0	0	0	0	0	0	0	0	0	0	4	0	0	0	0	0	0
Gross Misd.	1	0	0	8	0	0	0	0	0	0	0	0	0	0	0	1	1	0	0	0	0	0
Misdemeanor	0	1	0	8	0	0	0	0	0	0	0	1	0	0	0	0	0	5	0	0	0	0
Juvenile	2	1	2	0	0	0	0	0	4	0	0	0	0	0	0	0	0	1	0	0	0	0
Total	3	2	7	16	0	0	0	0	4	0	0	1	0	0	0	5	1	6	0	0	0	0
Lake (CCA)																						
Felony	4	0	11	2	0	2	0	0	0	0	0	3	0	0	2	6	0	0	1	2	0	0
Gross Misd.	0	0	0	29	0	0	0	0	1	0	0	0	0	0	0	1	0	3	0	0	0	0
Misdemeanor	0	2	0	31	0	0	0	0	13	0	0	1	0	0	0	3	2	6	0	0	0	0
Juvenile	0	1	0	3	0	1	0	0	15	0	0	0	1	0	0	4	0	4	1	0	0	0
Total	4	3	11	65	0	3	0	0	29	0	0	4	1	0	2	14	2	13	2	2	0	0
Lake of the Woods																						
Felony	0	0	1	0	0	0	0	0	0	1	0	0	1	0	0	0	0	1	0	1	0	0
Gross Misd.	0	0	0	10	0	0	0	0	0	0	0	0	0	0	0	0	0	1	0	1	0	0
Misdemeanor	0	0	0	1	0	0	0	0	0	0	0	0	0	0	0	0	0	0	0	0	0	0
Juvenile	0	1	0	0	0	0	0	0	0	0	0	3	0	0	0	2	0	0	0	0	0	0
Total	0	1	1	11	0	0	0	0	0	1	0	3	1	0	0	2	0	2	0	2	0	0
Le Sueur																						
Felony	11	0	20	0	1	5	1	0	0	1	0	2	0	0	2	17	5	0	4	0	0	0
Gross Misd.	1	0	0	34	0	1	0	0	0	0	0	8	0	0	2	4	0	12	0	0	2	0
Misdemeanor	0	10	1	43	0	0	0	0	0	0	0	2	0	0	0	1	0	1	1	1	0	0
Juvenile	2	4	4	0	0	0	0	0	0	0	0	8	1	0	4	17	1	0	8	1	6	0
Total	14	14	25	77	1	6	1	0	0	1	0	20	1	0	8	39	6	13	13	2	8	0

	1998 Year-end population	1999 Entries	1999 Removals	1999 Year-end Populations	Male	Female	White	Black	American Indian	Asian/Pacific Islander	Other Race	Unknown Race	Hispanic	Not Hispanic	Unknown Hispanic Status	Arson	Assault	Burglary	Crime Against Family	Crime Against Justice	Crime Against Government
Lincoln																					
Felony	16	1	4	13	9	4	13	0	0	0	0	0	0	13	0	0	2	1	0	0	0
Gross Misd.	15	5	6	14	13	1	14	0	0	0	0	0	0	14	0	0	0	0	0	0	0
Misdemeanor	13	15	9	19	16	3	19	0	0	0	0	0	0	19	0	0	4	0	0	0	0
Juvenile	9	11	10	10	9	1	10	0	0	0	0	0	0	10	0	0	0	2	0	0	2
Total	53	32	29	56	47	9	56	0	0	0	0	0	0	56	0	0	6	3	0	0	2
Lyon																					
Felony	194	41	46	189	139	50	169	13	5	0	1	1	34	133	22	1	19	21	0	1	1
Gross Misd.	132	59	61	130	111	19	124	4	1	0	1	0	17	113	0	0	8	0	0	6	3
Misdemeanor	187	204	158	233	199	34	213	15	1	0	1	3	31	202	0	0	39	1	0	1	9
Juvenile	93	106	101	98	75	23	92	3	2	0	1	0	13	84	1	0	4	8	0	3	26
Total	606	410	366	650	524	126	598	35	9	0	4	4	95	532	23	1	70	30	0	11	39
Mahnomon																					
Felony	79	26	35	70	49	21	15	0	55	0	0	0	0	70	0	0	13	9	0	1	0
Gross Misd.	96	32	58	70	62	8	27	0	43	0	0	0	0	70	0	1	6	2	0	4	2
Misdemeanor	10	22	14	18	15	3	6	1	11	0	0	0	0	18	0	0	5	0	0	1	1
Juvenile	44	32	42	34	25	9	9	0	25	0	0	0	0	34	0	0	4	8	0	0	1
Total	229	112	149	192	151	41	57	1	134	0	0	0	0	192	0	1	28	19	0	6	4
Marshall																					
Felony	25	14	13	26	21	5	25	0	1	0	0	0	4	22	0	1	2	2	0	0	0
Gross Misd.	2	0	2	0	0	0	0	0	0	0	0	0	0	0	0	0	0	0	0	0	0
Misdemeanor	1	0	0	1	1	0	1	0	0	0	0	0	0	1	0	0	1	0	0	0	0
Juvenile	30	29	32	27	21	6	27	0	0	0	0	0	4	23	0	0	4	1	0	0	0
Total	58	43	47	54	43	11	53	0	1	0	0	0	8	46	0	1	7	3	0	0	0
Martin																					
Felony	119	34	39	114	85	29	98	1	2	0	5	8	7	96	11	0	11	14	0	0	1
Gross Misd.	59	17	11	65	52	13	62	0	2	0	0	1	3	61	1	0	1	0	0	3	4
Misdemeanor	181	110	112	179	137	42	166	0	1	0	0	12	6	160	13	0	15	0	0	0	5
Juvenile	102	57	33	126	98	28	114	0	0	0	0	12	7	108	11	0	11	5	0	1	10
Total	461	218	195	484	372	112	440	1	5	0	5	33	23	425	36	0	38	19	0	4	20
McLeod																					
Felony	173	96	89	180	135	45	169	3	6	0	1	1	20	156	4	0	17	10	1	0	0
Gross Misd.	122	106	141	87	74	13	86	1	0	0	0	0	8	78	1	0	4	1	2	3	0
Misdemeanor	129	264	225	168	132	36	167	1	0	0	0	0	19	149	0	0	19	0	1	2	0
Juvenile	116	164	136	144	114	30	143	0	1	0	0	0	15	128	1	3	18	7	0	3	2
Total	540	630	591	579	455	124	565	5	7	0	1	1	62	511	6	3	58	18	4	8	2
Meeker																					
Felony	122	53	66	109	83	26	107	1	0	0	0	1	9	91	9	1	5	11	0	2	0
Gross Misd.	281	84	90	275	231	44	271	4	0	0	0	0	21	254	0	0	6	7	11	9	5
Misdemeanor	323	214	176	361	282	79	356	2	0	0	2	1	26	334	1	0	69	0	0	18	0
Juvenile	211	165	151	225	171	54	223	1	1	0	0	0	17	208	0	0	37	17	0	9	1
Total	937	516	483	970	767	203	957	8	1	0	2	2	73	887	10	1	117	35	11	38	6
Mille Lacs																					
Felony	162	75	73	164	127	37	128	1	34	0	1	0	2	162	0	2	18	13	0	1	0
Gross Misd.	267	216	152	331	279	52	266	1	64	0	0	0	2	328	1	1	7	1	0	7	2
Misdemeanor	308	321	205	424	339	85	386	0	38	0	0	0	1	423	0	0	46	0	0	11	23
Juvenile	172	180	156	196	133	63	139	1	56	0	0	0	0	196	0	0	30	16	0	10	21
Total	909	792	586	1115	878	237	919	3	192	0	1	0	5	1109	1	3	101	30	0	29	46
Morrison (CCA)																					
Felony	228	41	62	207	157	50	197	7	2	1	0	0	1	206	0	1	13	26	0	3	0
Gross Misd.	216	72	83	205	179	26	190	4	9	1	0	1	2	202	1	0	19	0	1	7	14
Misdemeanor	311	222	274	259	207	52	249	6	4	0	0	0	3	256	0	0	36	0	0	6	33
Juvenile	146	161	197	110	74	36	107	3	0	0	0	0	1	109	0	0	8	2	0	0	5
Total	901	496	616	781	617	164	743	20	15	2	0	1	7	773	1	1	76	28	1	16	52
Mower																					
Felony	180	60	58	182	141	41	165	11	3	0	0	3	7	166	9	2	17	13	0	2	0
Gross Misd.	157	114	97	165	130	35	134	8	1	12	10	0	17	147	1	6	18	0	0	4	5
Misdemeanor	317	324	300	341	249	92	277	9	1	7	26	21	44	296	1	2	70	0	0	4	0
Juvenile	219	225	203	241	164	77	192	3	0	10	21	15	31	210	0	3	41	15	0	6	0
Total	873	723	658	929	684	245	768	31	5	29	57	39	99	819	11	13	146	28	0	16	5

	Criminal Sexual Conduct	Disturbing Peace	Drugs	DWI	Escape/Flight	Forgery	Gambling	Homicide	Juvenile Status Offenses	Kidnapping	Obscenity	Property Damage	Robbery	Sex Related	Stolen Property	Theft	Theft Related	Traffic (exclude DWI)	Vehicle Theft	Weapons	Other	Unknown/NA
Lincoln																						
Felony	1	0	3	0	0	0	0	1	0	0	0	1	0	0	0	3	1	0	0	0	0	0
Gross Misd.	0	0	0	11	0	0	0	0	0	0	0	0	0	0	0	0	1	1	0	0	1	0
Misdemeanor	0	0	0	11	0	0	0	0	0	0	0	1	0	0	0	1	0	2	0	0	0	0
Juvenile	1	0	0	0	0	0	0	0	0	0	0	2	0	0	0	2	0	0	0	1	0	0
Total	2	0	3	22	0	0	0	1	0	0	0	4	0	0	0	6	2	3	0	1	1	0
Lyon																						
Felony	15	1	29	1	5	22	0	1	0	0	0	6	0	0	4	38	15	2	7	0	0	0
Gross Misd.	2	6	2	76	1	0	0	0	0	0	0	6	1	0	1	5	6	4	1	0	2	0
Misdemeanor	0	10	2	122	0	0	0	0	0	0	0	3	0	0	1	9	2	29	1	1	3	0
Juvenile	3	3	3	1	0	3	0	0	1	0	0	9	0	0	1	25	1	0	2	3	2	0
Total	20	20	36	200	6	25	0	1	1	0	0	24	1	0	7	77	24	35	11	4	7	0
Mahnomens																						
Felony	3	2	4	0	2	1	0	1	0	0	0	2	1	0	1	20	2	3	2	3	0	0
Gross Misd.	1	1	0	49	2	0	0	0	0	0	0	0	0	0	0	2	0	0	0	0	0	0
Misdemeanor	1	1	1	7	0	0	0	0	0	0	0	0	0	0	0	0	0	0	1	0	0	0
Juvenile	1	3	1	1	0	1	0	0	2	0	0	4	0	0	0	4	0	1	2	1	0	0
Total	6	7	6	57	4	2	0	1	2	0	0	6	1	0	1	26	2	4	5	4	0	0
Marshall																						
Felony	2	0	3	0	0	1	0	0	0	0	0	0	0	0	0	9	3	1	1	1	0	0
Gross Misd.	0	0	0	0	0	0	0	0	0	0	0	0	0	0	0	0	0	0	0	0	0	0
Misdemeanor	0	0	0	0	0	0	0	0	0	0	0	0	0	0	0	0	0	0	0	0	0	0
Juvenile	3	1	0	0	0	0	0	0	0	0	2	0	3	0	0	7	1	1	0	0	4	0
Total	5	1	3	0	0	1	0	0	0	0	2	0	3	0	0	16	4	2	1	1	4	0
Martin																						
Felony	13	1	20	1	1	7	0	1	0	0	0	2	1	0	2	17	17	0	5	0	0	0
Gross Misd.	0	0	0	28	1	7	0	0	0	0	1	1	0	0	1	8	1	6	0	0	3	0
Misdemeanor	1	8	2	74	0	1	0	0	1	0	0	8	1	0	0	10	15	36	0	1	1	0
Juvenile	3	16	4	2	0	1	0	0	3	0	0	8	1	0	0	20	0	3	2	1	7	28
Total	17	25	26	105	2	16	0	1	4	0	1	19	3	0	3	55	33	45	7	2	11	28
McLeod																						
Felony	19	1	34	1	5	13	1	0	0	0	0	8	0	0	3	30	20	2	14	1	0	0
Gross Misd.	1	1	0	62	0	0	0	0	0	0	0	1	0	0	0	0	4	7	1	0	0	0
Misdemeanor	0	26	0	79	0	0	0	0	0	0	0	2	0	0	0	3	8	24	2	0	2	0
Juvenile	11	16	4	1	0	2	0	0	0	0	0	17	0	0	3	8	2	3	20	5	19	0
Total	31	44	38	143	5	15	1	0	0	0	0	28	0	0	6	41	34	36	37	6	21	0
Meeker																						
Felony	15	0	31	2	0	4	1	1	0	0	0	0	2	0	2	20	8	2	2	0	0	0
Gross Misd.	3	2	0	100	2	11	0	0	0	0	0	10	0	0	0	16	0	10	0	8	75	0
Misdemeanor	0	6	3	107	0	6	0	0	0	0	0	10	0	0	11	10	0	17	0	1	103	0
Juvenile	9	8	8	5	0	1	0	0	31	0	0	22	0	0	4	25	0	9	9	6	24	0
Total	27	16	42	214	2	22	1	1	31	0	0	42	2	0	17	71	8	38	11	15	202	0
Mille Lacs																						
Felony	25	1	34	1	3	7	0	0	0	1	0	3	0	0	5	31	14	2	1	2	0	0
Gross Misd.	1	1	0	255	5	2	0	0	0	0	0	5	0	0	4	5	5	27	1	1	1	0
Misdemeanor	0	17	0	255	0	0	0	0	0	0	0	5	0	0	0	12	2	51	1	0	1	0
Juvenile	11	12	1	0	1	2	0	0	28	1	2	19	1	0	5	9	1	11	12	2	1	0
Total	37	31	35	511	9	11	0	0	28	2	2	32	1	0	14	57	22	91	15	5	3	0
Morrison (CCA)																						
Felony	35	0	33	1	5	4	0	4	0	0	0	0	0	0	2	32	40	3	4	0	1	0
Gross Misd.	3	0	0	120	2	5	0	0	0	0	0	3	0	0	2	10	1	17	0	1	0	0
Misdemeanor	0	13	5	86	0	0	0	0	0	0	0	8	0	0	0	22	0	48	0	0	2	0
Juvenile	6	6	5	1	3	1	0	0	30	0	0	4	0	0	1	21	1	11	3	0	2	0
Total	44	19	43	208	10	10	0	4	30	0	0	15	0	0	5	85	42	79	7	1	5	0
Mower																						
Felony	12	0	53	2	0	4	0	3	0	0	0	5	4	0	8	33	14	7	3	0	0	0
Gross Misd.	5	0	5	86	0	4	0	0	0	0	0	2	0	2	0	10	5	8	0	3	2	0
Misdemeanor	1	1	10	112	0	0	0	0	0	0	0	12	0	0	3	12	7	51	7	4	45	0
Juvenile	7	3	16	6	0	0	0	0	0	0	0	21	3	2	9	53	4	11	3	6	32	0
Total	25	4	84	206	0	8	0	3	0	0	0	40	7	4	20	108	30	77	13	13	79	0

	1998 Year-end Population	1999 Entries	1999 Removals	1999 Year-end Populations	Male	Female	White	Black	American Indian	Asian/Pacific Islander	Other Race	Unknown Race	Hispanic	Not Hispanic	Unknown Hispanic Status	Arson	Assault	Burglary	Crime Against Family	Crime Against Justice	Crime Against Government
Murray																					
Felony	16	1	8	9	9	0	9	0	0	0	0	0	0	8	1	0	1	1	0	0	0
Gross Misd.	27	15	22	20	16	4	20	0	0	0	0	0	1	19	0	0	1	1	0	0	0
Misdemeanor	11	15	13	13	10	3	13	0	0	0	0	0	0	13	0	0	2	0	0	2	0
Juvenile	15	21	19	17	13	4	17	0	0	0	0	0	1	16	0	0	0	1	0	0	3
Total	69	52	62	59	48	11	59	0	0	0	0	0	2	56	1	0	4	3	0	2	3
Nicollet																					
Felony	106	21	42	85	66	19	83	1	0	0	1	0	5	77	3	0	7	8	1	1	0
Gross Misd.	145	67	78	141	116	25	130	1	1	0	8	1	10	130	1	0	3	0	0	7	3
Misdemeanor	224	171	177	212	169	43	194	2	2	1	8	5	12	199	1	0	17	0	0	7	9
Juvenile	83	126	115	93	65	28	88	4	0	0	1	0	7	86	0	3	12	4	0	3	0
Total	558	385	412	531	416	115	495	8	3	1	18	6	34	492	5	3	39	12	1	18	12
Nobles (CCA)																					
Felony	172	32	82	122	95	27	108	5	1	8	0	0	34	88	0	0	11	20	2	5	0
Gross Misd.	144	52	72	124	104	20	102	5	4	13	0	0	38	86	0	0	4	1	2	5	1
Misdemeanor	397	281	290	388	304	84	349	15	2	22	0	0	163	225	0	0	22	0	1	8	16
Juvenile	127	73	95	105	73	32	90	1	2	12	0	0	26	79	0	1	12	10	0	1	1
Total	840	438	539	739	576	163	649	26	9	55	0	0	261	478	0	1	49	31	5	19	18
Norman (CCA)																					
Felony	38	16	19	35	27	8	31	1	3	0	0	0	7	28	0	0	4	4	0	0	0
Gross Misd.	33	19	15	37	33	4	33	0	4	0	0	0	1	36	0	0	0	0	0	0	1
Misdemeanor	11	18	11	18	14	4	17	0	1	0	0	0	1	17	0	0	5	0	0	3	1
Juvenile	19	31	33	17	8	9	17	0	0	0	0	0	0	17	0	0	2	6	0	0	1
Total	101	84	78	107	82	25	98	1	8	0	0	0	9	98	0	0	11	10	0	3	3
Olmsted (CCA)																					
Felony	470	264	277	457	367	90	346	65	3	22	4	17	16	441	0	0	67	43	1	3	0
Gross Misd.	291	247	235	303	245	58	239	36	2	8	4	14	12	289	2	0	26	0	1	10	1
Misdemeanor	294	354	325	323	249	74	253	24	1	19	8	18	14	305	4	0	75	1	0	10	13
Juvenile	213	122	97	238	193	45	153	32	2	28	9	14	8	225	5	3	45	45	0	0	3
Total	1268	987	934	1321	1054	267	991	157	8	77	25	63	50	1260	11	3	213	89	2	23	17
Otter Tail																					
Felony	362	89	104	347	253	94	332	6	7	0	1	1	15	331	1	1	14	47	0	0	0
Gross Misd.	91	47	60	78	71	7	72	3	3	0	0	0	2	76	0	0	12	0	0	3	1
Misdemeanor	71	65	87	49	40	9	45	2	1	0	0	1	3	45	1	0	26	0	0	2	0
Juvenile	191	282	307	166	115	51	153	3	8	1	0	1	8	157	1	1	24	20	0	5	1
Total	715	483	558	640	479	161	602	14	19	1	3	3	28	609	3	2	76	67	0	10	2
Pennington																					
Felony	88	44	35	97	84	13	87	4	6	0	0	0	7	83	7	0	6	11	0	0	0
Gross Misd.	17	4	11	10	7	3	10	0	0	0	0	0	1	8	1	0	0	0	0	0	0
Misdemeanor	3	0	2	1	1	0	1	0	0	0	0	0	0	1	0	0	1	0	0	0	0
Juvenile	57	77	73	61	44	17	56	1	4	0	0	0	5	56	0	0	7	12	0	0	0
Total	165	125	121	169	136	33	154	5	10	0	0	0	13	148	8	0	14	23	0	0	0
Pine																					
Felony	150	45	34	161	136	25	146	6	8	1	0	0	1	160	0	1	10	24	2	0	0
Gross Misd.	216	96	73	239	199	40	189	1	16	1	1	31	1	208	30	0	8	0	0	6	3
Misdemeanor	665	412	660	417	325	92	235	2	17	1	0	162	1	254	162	0	26	0	1	9	2
Juvenile	126	174	152	148	123	25	128	1	13	0	0	6	7	135	6	4	30	16	0	0	2
Total	1157	727	919	965	783	182	698	10	54	3	1	199	10	757	198	5	74	40	3	15	7
Pipestone																					
Felony	50	10	11	49	36	13	46	1	2	0	0	0	2	39	8	0	3	5	0	1	0
Gross Misd.	36	25	21	40	36	4	38	1	1	0	0	0	2	38	0	0	0	2	0	1	2
Misdemeanor	19	14	11	22	20	2	19	2	1	0	0	0	2	20	0	1	6	0	0	0	1
Juvenile	22	28	25	25	16	9	23	1	1	0	0	0	0	25	0	0	1	4	0	0	4
Total	127	77	68	136	108	28	126	5	5	0	0	0	6	122	8	1	10	11	0	2	7
Polk (CCA)																					
Felony	487	218	212	493	381	112	454	7	29	1	0	2	118	373	2	1	78	66	2	10	3
Gross Misd.	337	216	134	419	343	76	390	0	28	0	0	1	55	363	1	0	19	0	3	26	11
Misdemeanor	16	62	42	36	22	14	29	2	5	0	0	0	3	33	0	0	7	0	1	0	2
Juvenile	147	127	158	116	86	30	113	0	3	0	0	0	30	86	0	0	18	17	0	5	15
Total	987	623	546	1064	832	232	986	9	65	1	0	3	206	855	3	1	122	83	6	41	31

	Criminal Sexual Conduct	Disturbing Peace	Drugs	DWI	Escape/Flight	Forgery	Gambling	Homicide	Juvenile Status Offenses	Kidnapping	Obscenity	Property Damage	Robbery	Sex Related	Stolen Property	Theft Related	Theft	Traffic (exclude DWI)	Vehicle Theft	Weapons	Other	Unknown/NA
Murray																						
Felony	2	0	2	0	0	0	0	0	0	0	0	0	0	0	0	3	0	0	0	0	0	0
Gross Misd.	0	0	0	11	0	0	0	0	0	0	0	1	0	0	0	3	1	1	0	0	1	0
Misdemeanor	0	1	0	5	0	0	0	0	0	0	0	0	0	0	0	1	0	2	0	0	0	0
Juvenile	0	3	0	0	0	0	0	0	0	0	2	0	0	0	0	4	0	1	2	1	0	0
Total	2	4	2	16	0	0	0	0	0	0	2	1	0	0	0	11	1	4	2	1	1	0
Nicollet																						
Felony	10	0	17	1	0	5	0	0	0	0	0	3	1	0	1	25	3	1	1	0	0	0
Gross Misd.	0	0	2	24	2	0	0	0	0	0	7	0	0	0	0	3	3	83	0	4	0	0
Misdemeanor	1	12	0	147	0	1	0	0	1	0	1	0	0	0	0	7	1	8	0	0	0	0
Juvenile	3	6	6	0	0	3	0	0	22	0	0	11	0	0	1	15	0	4	0	0	0	0
Total	14	18	25	172	2	9	0	0	23	0	0	22	1	0	2	50	7	96	1	4	0	0
Nobles (CCA)																						
Felony	11	5	17	0	5	8	1	0	0	4	0	2	0	1	1	14	10	2	2	1	0	0
Gross Misd.	2	4	0	65	0	1	2	0	0	0	0	3	0	0	1	5	4	21	1	2	0	0
Misdemeanor	0	30	2	92	0	0	0	0	0	0	0	7	0	0	1	26	23	159	0	1	0	0
Juvenile	4	4	8	0	0	1	0	0	7	1	0	5	1	1	3	20	2	15	6	2	0	0
Total	17	43	27	157	5	10	3	0	7	5	0	17	1	2	6	65	39	197	9	6	0	0
Norman (CCA)																						
Felony	3	0	8	0	0	1	0	0	0	0	0	1	0	0	1	2	11	0	0	0	0	0
Gross Misd.	0	0	0	19	1	1	0	0	0	0	0	0	0	0	0	0	2	10	0	0	0	3
Misdemeanor	0	1	0	2	0	0	0	0	0	0	0	0	0	0	0	0	2	3	0	0	0	1
Juvenile	1	0	2	0	0	0	0	0	0	0	0	1	0	0	0	4	0	0	0	0	0	0
Total	4	1	10	21	1	2	0	0	0	0	0	2	0	0	1	6	15	13	0	0	0	4
Olmsted (CCA)																						
Felony	136	1	69	9	5	0	0	0	0	2	0	6	8	0	7	50	7	0	8	5	0	30
Gross Misd.	5	5	1	228	1	0	0	0	0	0	0	2	0	7	3	9	0	2	0	1	0	1
Misdemeanor	0	53	2	148	0	0	0	0	0	0	0	0	0	7	0	3	1	8	0	1	1	0
Juvenile	34	8	6	4	0	0	0	0	6	0	0	12	15	0	6	24	1	0	15	5	1	5
Total	175	67	78	389	6	0	0	0	6	2	0	20	23	14	16	86	9	10	23	12	2	36
Otter Tail																						
Felony	42	1	59	2	4	16	3	0	0	1	0	6	1	0	10	91	25	4	15	5	0	0
Gross Misd.	2	1	0	47	0	0	0	0	0	0	0	3	0	0	2	4	3	0	0	0	0	0
Misdemeanor	0	8	0	7	0	0	0	0	0	0	0	0	0	0	0	3	0	0	1	1	1	0
Juvenile	6	3	8	1	0	4	0	0	29	0	0	18	3	0	2	13	1	8	18	1	0	0
Total	50	13	67	57	4	20	3	0	29	1	0	27	4	0	14	111	29	12	34	7	1	0
Pennington																						
Felony	8	0	26	1	1	7	0	0	0	1	0	6	1	0	2	9	14	0	3	0	1	0
Gross Misd.	0	0	0	6	0	0	0	0	0	0	0	0	0	0	0	1	3	0	0	0	0	0
Misdemeanor	0	0	0	0	0	0	0	0	0	0	0	0	0	0	0	0	0	0	0	0	0	0
Juvenile	2	4	4	0	0	0	0	0	3	0	0	4	0	1	1	7	0	0	1	0	15	0
Total	10	4	30	7	1	7	0	0	3	1	0	10	1	1	3	17	17	0	4	0	16	0
Pine																						
Felony	24	1	24	1	1	9	1	0	0	1	0	3	0	2	8	34	6	0	6	2	1	0
Gross Misd.	4	1	0	146	5	0	0	0	0	0	1	4	0	0	3	4	1	31	1	1	20	0
Misdemeanor	0	46	9	183	0	0	0	0	2	0	6	6	0	0	0	8	15	102	1	0	1	0
Juvenile	10	4	4	2	0	1	0	0	17	0	0	13	3	0	1	18	0	12	7	4	0	0
Total	38	52	37	332	6	10	1	0	19	1	7	26	3	2	12	64	22	145	15	7	22	0
Pipestone																						
Felony	9	0	10	0	1	1	0	0	0	0	0	4	2	0	1	10	1	0	0	1	0	0
Gross Misd.	0	1	0	28	0	2	0	0	0	0	0	1	0	0	1	0	0	0	0	0	2	0
Misdemeanor	0	0	0	11	0	0	0	0	0	0	0	1	0	0	0	0	1	1	0	0	0	0
Juvenile	2	2	1	1	0	0	0	0	1	0	0	6	0	0	0	0	0	0	1	1	1	0
Total	11	3	11	40	1	3	0	0	1	0	0	12	2	0	2	10	2	1	1	2	3	0
Polk (CCA)																						
Felony	49	6	100	5	4	13	0	3	0	1	1	7	2	1	9	57	69	5	0	1	0	0
Gross Misd.	2	4	0	273	2	2	0	0	0	0	1	3	0	0	0	16	10	42	0	1	0	4
Misdemeanor	0	0	3	6	0	0	0	0	0	1	0	0	0	0	0	1	7	8	0	0	0	0
Juvenile	7	5	3	0	0	3	0	1	3	0	0	10	1	0	1	19	3	5	0	0	0	0
Total	58	15	106	284	6	18	0	4	3	2	2	20	3	1	10	93	89	60	0	2	0	4

	1998 Year-end population	1999 Entries	1999 Removals	1999 Year-end Populations	Male	Female	White	Black	American Indian	Asian/Pacific Islander	Other Race	Unknown Race	Hispanic	Not Hispanic	Unknown Hispanic Status	Arson	Assault	Burglary	Crime Against Family	Crime Against Justice	Crime Against Government	
Pope																						
Felony	33	14	17	30	27	3	30	0	0	0	0	0	0	30	0	0	3	2	0	0	0	
Gross Misd.	59	31	32	58	49	9	57	0	1	0	0	0	0	58	0	0	9	0	0	0	0	
Misdemeanor	60	75	60	75	59	16	72	1	1	0	1	0	0	75	0	0	16	0	0	0	0	
Juvenile	26	53	51	28	21	7	28	0	0	0	0	0	0	28	0	0	4	3	0	0	0	
Total	178	173	160	191	156	35	187	1	2	0	1	0	0	191	0	0	32	5	0	0	0	
Ramsey (CCA)																						
Felony	5649	1101	1240	5575	4095	1480	2579	2127	44	177	0	648	325	4602	648	30	416	256	25	16	1	
Gross Misd.	2386	975	930	2468	2005	463	1763	433	35	36	0	201	155	2112	201	1	134	5	36	148	2	
Misdemeanor	5594	4394	4118	5854	4513	1341	4040	1019	64	154	0	577	423	4854	577	1	555	0	0	213	188	
Juvenile	1675	1911	1866	1720	1205	515	784	524	74	303	0	35	110	1575	35	13	347	115	2	440	3	
Total	15304	8381	8154	15617	11818	3799	9166	4103	217	670	0	1461	1013	13143	1461	45	1452	376	63	817	194	
Red Lake (CCA)																						
Felony	20	6	8	18	16	2	18	0	0	0	0	0	0	18	0	0	4	2	0	0	0	
Gross Misd.	6	3	5	4	3	1	4	0	0	0	0	0	0	4	0	0	0	0	0	0	0	
Misdemeanor	2	1	2	1	0	1	1	0	0	0	0	0	0	1	0	0	0	0	0	0	1	
Juvenile	19	15	18	16	14	2	16	0	0	0	0	0	1	15	0	0	2	2	0	0	4	
Total	47	25	33	39	33	6	39	0	0	0	0	0	1	38	0	0	6	4	0	0	5	
Redwood																						
Felony	79	18	34	63	48	15	50	1	11	0	1	0	3	55	5	1	8	7	0	0	0	
Gross Misd.	76	44	46	74	60	14	61	2	10	0	1	0	3	71	0	0	6	0	0	5	2	
Misdemeanor	117	75	71	121	103	18	106	2	13	0	0	0	8	113	0	0	30	1	0	1	8	
Juvenile	85	57	56	86	70	16	65	0	20	0	1	0	1	85	0	0	11	6	0	0	17	
Total	357	194	207	344	281	63	282	5	54	0	3	0	15	324	5	1	55	14	0	6	27	
Renville																						
Felony	59	30	17	72	58	14	70	0	2	0	0	0	18	48	6	1	10	13	0	0	1	
Gross Misd.	52	29	32	49	41	8	49	0	0	0	0	0	8	41	0	0	2	0	1	1	1	
Misdemeanor	65	42	64	73	66	7	71	0	1	0	1	0	11	61	1	0	9	0	0	3	1	
Juvenile	28	43	50	21	17	4	21	0	0	0	0	0	4	17	0	0	7	3	0	0	1	
Total	204	144	163	215	182	33	211	0	3	0	1	0	41	167	7	1	28	16	1	4	4	
Rice (CCA)																						
Felony	270	54	32	292	241	51	275	4	2	1	10	0	33	259	0	6	31	35	0	0	10	
Gross Misd.	284	90	55	319	249	70	294	5	1	3	16	0	34	285	0	1	15	1	7	0	14	
Misdemeanor	262	152	145	269	222	47	233	6	2	0	28	0	38	231	0	0	45	0	2	0	5	
Juvenile	302	48	147	203	160	43	187	5	2	7	2	0	18	185	0	1	28	28	0	0	3	
Total	1118	344	379	1083	872	211	989	20	7	11	56	0	123	960	0	8	119	64	9	0	32	
Rock (CCA)																						
Felony	29	5	6	28	22	6	25	1	1	1	0	0	1	27	0	0	4	2	0	0	0	
Gross Misd.	50	21	15	56	46	10	48	4	1	3	0	0	6	50	0	0	1	0	3	1	2	
Misdemeanor	102	35	50	87	64	23	76	4	2	5	0	0	9	78	0	0	11	0	1	2	4	
Juvenile	45	16	26	35	31	4	33	1	0	1	0	0	3	32	0	0	4	7	0	0	1	
Total	226	77	97	206	163	43	182	10	4	10	0	0	19	187	0	0	20	9	4	3	7	
Roseau																						
Felony	56	27	22	61	48	13	54	0	6	0	1	0	1	60	0	1	5	11	1	1	0	
Gross Misd.	23	10	13	20	12	8	16	0	3	0	1	0	1	19	0	0	2	1	0	0	0	
Misdemeanor	2	1	1	2	2	0	2	0	0	0	0	0	0	2	0	0	1	0	0	0	0	
Juvenile	83	82	66	99	74	25	84	1	11	0	3	0	1	97	1	2	13	11	0	0	6	
Total	164	120	102	182	136	46	156	1	20	0	5	0	3	178	1	3	21	23	1	1	6	
Scott																						
Felony	385	161	147	400	316	84	348	27	17	0	7	1	18	370	12	3	46	29	0	0	0	
Gross Misd.	609	408	302	775	623	152	645	22	33	12	24	39	29	704	42	1	35	5	5	47	10	
Misdemeanor	743	872	622	969	798	171	739	28	32	12	63	95	66	808	95	1	109	1	1	44	4	
Juvenile	162	244	209	175	135	40	143	6	14	1	10	1	10	164	1	1	35	21	1	8	0	
Total	1899	1685	1280	2319	1872	447	1875	83	96	25	104	136	123	2046	150	6	225	56	7	99	14	
Sherburne																						
Felony	253	96	118	231	176	55	209	2	3	0	0	17	0	209	22	1	26	12	0	1	0	
Gross Misd.	395	260	254	401	333	68	392	5	3	0	0	1	3	397	1	0	24	0	0	11	5	
Misdemeanor	358	537	496	399	312	87	390	4	3	1	0	1	2	397	0	0	81	0	0	7	39	
Juvenile	260	470	426	304	245	59	294	8	2	0	0	0	1	303	0	1	42	26	0	6	0	
Total	1266	1363	1294	1335	1066	269	1285	19	11	1	0	19	6	1306	23	2	173	38	0	25	44	

	Criminal Sexual Conduct	Disturbing Peace	Drugs	DWI	Escape/Flight	Forgery	Gambling	Homicide	Juvenile Status Offenses	Kidnapping	Obscenity	Property Damage	Robbery	Sex Related	Stolen Property	Theft	Theft Related	Traffic (exclude DWI)	Vehicle Theft	Weapons	Other	Unknown/NA
Pope																						
Felony	6	1	5	0	2	2	0	0	0	0	0	0	0	0	1	7	1	0	0	0	0	0
Gross Misd.	0	0	0	35	0	0	0	0	0	0	0	5	0	1	0	3	0	3	0	0	2	0
Misdemeanor	0	0	0	50	0	0	0	0	0	0	0	2	0	0	0	4	0	3	0	0	0	0
Juvenile	0	0	1	0	0	0	0	0	12	0	0	8	0	0	0	0	0	0	0	0	0	0
Total	6	1	6	85	2	2	0	0	12	0	0	15	0	1	1	14	1	6	0	0	2	0
Ramsey (CCA)																						
Felony	423	9	1903	5	84	318	1	29	0	21	0	104	160	27	72	721	572	27	188	91	76	0
Gross Misd.	18	18	1	1621	21	30	0	0	0	0	0	31	0	37	11	133	12	124	0	30	54	1
Misdemeanor	0	692	24	2147	1	6	0	0	0	0	0	108	0	179	5	451	5	1089	10	7	172	1
Juvenile	81	53	88	0	21	2	0	4	187	4	0	49	47	5	4	111	11	7	78	25	11	12
Total	522	772	2016	3773	127	356	1	33	187	25	0	292	207	248	92	1416	600	1247	276	153	313	14
Red Lake (CCA)																						
Felony	6	0	0	0	0	1	0	1	0	0	0	0	0	0	0	1	3	0	0	0	0	0
Gross Misd.	0	0	0	3	0	0	0	0	0	0	0	0	0	0	0	0	0	1	0	0	0	0
Misdemeanor	0	0	0	0	0	0	0	0	0	0	0	0	0	0	0	0	0	0	0	0	0	0
Juvenile	0	0	0	0	0	0	0	0	0	0	0	4	0	0	0	2	1	1	0	0	0	0
Total	6	0	0	3	0	1	0	1	0	0	0	4	0	0	0	3	4	2	0	0	0	0
Redwood																						
Felony	6	0	13	1	2	6	0	0	0	0	0	6	1	0	0	8	2	0	1	1	0	0
Gross Misd.	2	0	0	37	1	0	0	0	0	0	0	3	0	0	1	3	5	6	1	1	1	0
Misdemeanor	0	8	0	61	0	0	0	0	1	0	0	3	0	0	0	0	0	6	0	1	1	0
Juvenile	10	4	3	0	0	0	0	0	0	0	0	9	1	0	3	5	1	5	5	5	0	1
Total	18	12	16	99	3	6	0	0	1	0	0	21	2	0	4	16	8	17	7	8	2	1
Renville																						
Felony	11	0	16	1	0	3	0	0	0	0	0	5	0	0	3	5	1	1	1	0	0	0
Gross Misd.	1	0	0	36	1	0	0	0	0	0	0	1	0	0	1	0	1	3	0	0	0	0
Misdemeanor	0	5	0	52	0	0	0	0	0	1	0	0	0	0	0	0	0	0	0	0	2	0
Juvenile	0	2	1	2	0	0	0	0	0	0	0	2	0	0	0	2	1	0	0	0	0	0
Total	12	7	17	91	1	3	0	0	0	0	1	8	0	0	4	7	3	4	1	0	2	0
Rice (CCA)																						
Felony	29	0	67	0	7	17	1	3	0	1	0	6	3	0	0	47	7	3	16	3	0	0
Gross Misd.	2	1	1	209	5	6	0	0	0	0	0	5	0	0	0	25	2	16	4	0	5	0
Misdemeanor	1	14	3	130	0	0	0	0	0	0	0	7	0	1	0	21	0	32	1	1	6	0
Juvenile	5	5	14	2	3	2	0	0	22	0	0	22	2	0	0	29	5	12	14	5	1	0
Total	37	20	85	341	15	25	1	3	22	1	0	40	5	1	0	122	14	63	35	9	12	0
Rock (CCA)																						
Felony	2	1	11	0	0	1	0	0	0	0	0	0	0	0	1	3	2	1	0	0	0	0
Gross Misd.	0	0	1	33	0	0	0	0	0	0	0	1	0	0	0	5	4	4	0	1	0	0
Misdemeanor	0	1	1	20	0	0	0	0	0	0	0	1	0	0	0	4	8	34	0	0	0	0
Juvenile	1	2	2	1	0	0	0	0	5	0	1	3	0	0	0	5	0	3	0	0	0	0
Total	3	4	15	54	0	1	0	0	5	0	1	5	0	0	1	17	14	42	0	1	0	0
Roseau																						
Felony	9	0	4	1	1	3	0	1	0	0	0	1	0	0	0	10	6	1	3	2	0	0
Gross Misd.	0	0	1	8	1	0	0	0	0	0	0	0	0	0	0	3	4	0	0	0	0	0
Misdemeanor	0	0	0	1	0	0	0	0	0	0	0	0	0	0	0	0	0	0	0	0	0	0
Juvenile	1	5	4	0	0	1	0	0	0	0	0	5	0	0	0	11	2	6	0	1	26	5
Total	10	5	9	10	2	4	0	1	0	0	0	6	0	0	0	24	12	7	3	3	26	5
Scott																						
Felony	33	4	105	7	10	23	1	1	0	1	0	11	5	0	21	64	19	2	11	4	0	0
Gross Misd.	4	1	9	491	5	5	1	0	0	1	6	11	0	1	4	22	13	4	3	2	89	0
Misdemeanor	1	80	8	467	0	2	0	0	0	0	0	9	1	0	4	21	17	0	1	4	194	0
Juvenile	5	10	2	8	2	4	0	0	0	0	0	11	2	5	0	14	2	0	13	4	26	1
Total	43	95	124	973	17	34	2	1	0	2	6	42	8	6	29	121	51	6	28	14	309	1
Sherburne																						
Felony	18	0	64	0	5	9	0	0	0	2	0	7	1	0	10	39	14	5	11	6	0	0
Gross Misd.	5	5	0	312	1	10	0	0	0	0	0	6	0	2	5	5	1	3	5	0	1	0
Misdemeanor	0	30	6	200	0	9	0	0	0	0	0	5	0	1	5	6	3	2	3	0	2	0
Juvenile	14	15	19	0	0	3	0	1	75	0	0	26	1	1	6	45	0	0	12	8	3	0
Total	37	50	89	512	6	31	0	1	75	2	0	44	2	4	26	95	18	10	31	14	6	0

	1998 Year-end Population	1999 Entries	1999 Removals	1999 Year-end Populations	Male	Female	White	Black	American Indian	Asian/Pacific Islander	Other Race	Unknown Race	Hispanic	Not Hispanic	Unknown Hispanic Status	Arson	Assault	Burglary	Crime Against Family	Crime Against Justice	Crime Against Government
Sibley																					
Felony	77	42	46	73	60	13	73	0	0	0	0	0	16	57	0	2	8	6	1	0	0
Gross Misd.	70	91	100	61	51	10	60	0	0	0	0	1	14	46	1	0	2	0	0	2	0
Misdemeanor	97	146	164	79	67	12	79	0	0	0	0	0	10	69	0	0	10	0	0	0	4
Juvenile	44	74	44	74	60	14	71	0	1	0	1	1	5	67	2	0	14	5	0	1	5
Total	288	353	354	287	238	49	283	0	1	0	1	2	45	239	3	2	34	11	1	3	9
St. Louis (CCA)																					
Felony	1235	351	398	1188	966	222	1000	68	108	11	0	1	10	1177	1	10	166	115	2	22	1
Gross Misd.	1058	537	481	1114	906	208	977	27	97	1	0	12	4	1098	12	0	64	4	8	71	6
Misdemeanor	1928	2199	2216	1911	1436	475	1714	34	93	5	0	65	7	1839	65	0	170	0	3	46	80
Juvenile	830	1120	1191	759	541	218	584	30	90	0	0	55	5	699	55	5	117	47	1	33	0
Total	5051	4207	4286	4972	3849	1123	4275	159	388	17	0	133	26	4813	133	15	517	166	14	172	87
Stearns (CCA)																					
Felony	838	238	209	917	680	237	747	108	17	24	21	0	20	897	0	7	133	96	1	15	2
Gross Misd.	679	316	361	651	530	121	589	24	14	7	16	1	14	636	1	0	40	0	3	31	6
Misdemeanor	1002	928	933	949	749	200	825	65	14	13	24	8	22	919	8	0	178	0	0	33	98
Juvenile	356	435	503	288	205	83	257	17	5	2	4	3	3	282	3	3	44	35	0	8	0
Total	2875	1917	2006	2805	2164	641	2418	214	50	46	65	12	59	2734	12	10	395	131	4	87	106
Steele																					
Felony	117	33	31	119	101	18	114	4	0	0	1	0	13	98	8	2	16	15	1	1	0
Gross Misd.	179	198	128	249	198	51	239	9	1	0	0	0	28	221	0	0	3	2	2	0	5
Misdemeanor	236	359	355	240	191	49	231	6	2	1	0	0	27	213	0	0	18	0	0	0	0
Juvenile	124	590	483	231	169	62	224	2	0	4	1	0	36	195	0	1	25	8	0	2	3
Total	656	1180	997	839	659	180	808	21	3	5	2	0	104	727	8	3	62	25	3	3	8
Stevens																					
Felony	22	10	7	25	24	1	25	0	0	0	0	0	0	25	0	1	4	5	0	0	0
Gross Misd.	35	16	29	22	15	7	22	0	0	0	0	0	0	22	0	0	2	1	0	1	0
Misdemeanor	32	23	39	16	15	1	13	2	0	0	0	1	0	15	1	0	3	0	0	1	0
Juvenile	34	43	50	27	17	10	27	0	0	0	0	0	0	27	0	0	1	4	0	0	0
Total	123	92	125	90	71	19	87	2	0	0	0	1	0	89	1	1	10	10	0	2	0
Swift (CCA)																					
Felony	26	18	23	21	18	3	17	1	2	0	0	1	1	20	0	0	2	5	0	0	0
Gross Misd.	44	35	61	18	15	3	18	0	0	0	0	0	5	13	0	0	3	0	1	2	0
Misdemeanor	61	90	115	36	29	7	33	3	0	0	0	0	1	35	0	0	3	0	0	0	5
Juvenile	44	79	79	44	32	12	43	1	0	0	0	0	2	42	0	1	3	0	0	0	2
Total	175	222	278	119	94	25	111	5	2	0	0	1	9	110	0	1	11	5	1	2	7
Todd (CCA)																					
Felony	116	30	31	114	87	27	108	3	1	0	2	0	1	113	0	3	9	15	1	2	0
Gross Misd.	102	48	45	107	91	16	105	0	0	0	2	0	2	105	0	0	6	0	2	7	2
Misdemeanor	54	25	34	42	36	6	41	0	0	0	0	1	0	41	1	0	20	0	0	1	3
Juvenile	94	50	86	60	50	10	54	1	2	0	3	0	3	57	0	0	6	11	0	1	0
Total	366	153	196	323	264	59	308	4	3	0	7	1	6	316	1	3	41	26	3	11	5
Traverse																					
Felony	0	0	0	0	0	0	0	0	0	0	0	0	0	0	0	0	0	0	0	0	0
Gross Misd.	5	6	3	8	6	2	7	0	1	0	0	0	0	8	0	0	0	0	0	0	1
Misdemeanor	13	16	21	8	4	4	4	0	4	0	0	0	0	8	0	0	2	0	0	0	0
Juvenile	18	30	35	13	7	6	13	0	0	0	0	0	0	13	0	0	0	2	0	0	0
Total	36	52	59	29	17	12	24	0	5	0	0	0	0	29	0	0	2	2	0	0	1
Wabasha																					
Felony	27	16	9	34	32	2	33	0	0	0	1	0	0	34	0	0	2	5	0	0	0
Gross Misd.	102	50	57	106	87	19	106	0	0	0	0	0	0	106	0	0	3	1	0	5	0
Misdemeanor	159	135	140	188	153	35	182	2	1	0	3	0	3	185	0	0	20	0	2	9	11
Juvenile	54	51	78	68	46	22	67	0	0	0	1	0	1	67	0	0	9	2	0	3	3
Total	342	252	284	396	318	78	388	2	1	0	5	0	4	392	0	0	34	8	2	17	14
Wadena (CCA)																					
Felony	119	22	42	101	79	22	95	3	2	0	1	0	1	100	0	1	9	10	0	3	0
Gross Misd.	15	13	10	17	16	1	16	1	0	0	0	0	0	17	0	0	2	0	0	1	0
Misdemeanor	27	19	22	23	20	3	21	2	0	0	0	0	0	23	0	0	9	0	0	1	1
Juvenile	40	29	43	26	22	4	26	0	0	0	0	0	0	26	0	0	5	4	0	1	3
Total	201	83	117	167	137	30	158	6	2	0	1	0	1	166	0	1	25	14	0	6	4

	Criminal Sexual Conduct	Disturbing Peace	Drugs	DWI	Escape/Flight	Forgery	Gambling	Homicide	Juvenile Status Offenses	Kidnapping	Obscenity	Property Damage	Robbery	Sex Related	Stolen Property	Theft	Theft Related	Traffic (exclude DWI)	Vehicle Theft	Weapons	Other	Unknown/NA
Sibley																						
Felony	7	0	12	0	2	4	1	0	0	0	0	11	0	0	2	8	5	0	2	2	0	0
Gross Misd.	1	1	0	46	0	1	0	0	0	0	0	1	0	0	0	1	2	4	0	0	0	0
Misdemeanor	0	11	0	45	0	0	0	0	0	0	0	1	0	0	0	2	0	5	1	0	0	0
Juvenile	2	5	3	5	0	2	0	0	2	0	0	8	1	0	0	4	0	3	0	1	12	1
Total	10	17	15	96	2	7	1	0	2	0	0	21	1	0	2	15	7	12	3	3	12	1
St. Louis (CCA)																						
Felony	161	4	257	14	30	46	4	2	0	3	1	33	23	2	28	100	90	31	28	15	0	0
Gross Misd.	7	12	5	794	5	8	0	0	2	0	1	7	0	1	1	16	11	83	2	6	0	0
Misdemeanor	2	122	19	961	2	1	0	0	93	0	4	18	0	0	1	40	37	281	1	1	29	0
Juvenile	58	35	34	2	10	7	2	1	153	0	0	29	12	0	8	71	26	45	44	18	1	0
Total	228	173	315	1771	47	62	6	3	248	3	6	87	35	3	38	227	164	440	75	40	30	0
Stearns (CCA)																						
Felony	106	3	127	0	16	66	0	5	0	1	0	10	17	2	25	164	102	7	9	3	0	0
Gross Misd.	4	1	0	476	8	9	0	0	0	0	2	3	1	0	5	19	5	37	0	1	0	0
Misdemeanor	0	94	6	402	2	0	0	0	0	0	2	15	0	1	0	20	1	93	1	3	0	0
Juvenile	12	26	19	1	2	2	0	0	42	0	3	17	4	0	5	36	0	1	19	9	0	0
Total	122	124	152	879	28	77	0	5	42	1	7	45	22	3	35	239	108	138	29	16	0	0
Steele																						
Felony	14	0	31	0	3	8	0	0	0	0	0	0	1	0	1	15	4	4	3	0	0	0
Gross Misd.	4	15	0	161	3	6	0	0	0	1	0	3	0	0	4	16	1	0	0	2	21	0
Misdemeanor	2	9	0	154	0	1	0	0	0	0	0	2	0	2	1	8	5	0	0	0	38	0
Juvenile	2	20	7	0	2	1	0	0	95	0	0	14	0	0	3	28	0	0	7	2	11	0
Total	22	44	38	315	8	16	0	0	95	1	0	19	1	2	9	67	10	4	10	4	70	0
Stevens																						
Felony	5	0	1	0	0	0	0	0	0	0	0	1	0	0	1	3	4	0	0	0	0	0
Gross Misd.	0	0	0	16	1	0	0	0	0	0	0	1	0	0	0	0	0	0	0	0	0	0
Misdemeanor	0	1	0	10	0	0	0	0	0	0	0	0	0	0	0	0	0	1	0	0	0	0
Juvenile	0	0	0	0	0	0	0	0	18	0	0	0	0	0	0	1	3	0	0	0	0	0
Total	5	1	1	26	1	0	0	0	18	0	0	2	0	0	1	4	7	1	0	0	0	0
Swift (CCA)																						
Felony	3	0	2	0	0	2	0	0	0	0	0	2	0	0	0	3	1	0	1	0	0	0
Gross Misd.	0	0	0	6	1	0	0	0	0	0	0	0	0	0	0	1	1	3	0	0	0	0
Misdemeanor	0	2	0	11	0	0	0	0	0	0	0	2	0	0	0	0	3	10	0	0	0	0
Juvenile	3	1	0	0	0	0	0	0	16	0	0	2	0	0	0	7	0	8	1	0	0	0
Total	6	3	2	17	1	2	0	0	16	0	0	6	0	0	0	11	5	21	2	0	0	0
Todd (CCA)																						
Felony	27	0	18	0	0	1	0	1	0	1	0	1	0	0	3	18	13	1	0	0	0	0
Gross Misd.	2	0	0	64	1	1	0	0	0	0	0	3	0	0	1	11	3	3	0	1	0	0
Misdemeanor	0	6	0	2	0	0	0	0	1	0	0	0	0	1	0	3	0	4	0	1	0	0
Juvenile	16	5	1	0	0	0	0	0	6	0	0	7	0	0	0	5	0	0	1	1	0	0
Total	45	11	19	66	1	2	0	1	7	1	0	11	0	1	4	37	16	8	1	3	0	0
Traverse																						
Felony	0	0	0	0	0	0	0	0	0	0	0	0	0	0	0	0	0	0	0	0	0	0
Gross Misd.	0	0	0	5	0	0	0	0	0	0	0	0	0	0	0	2	0	0	0	0	0	0
Misdemeanor	0	1	0	4	0	0	0	0	0	0	0	0	0	0	0	1	0	0	0	0	0	0
Juvenile	0	0	0	0	0	0	0	0	11	0	0	0	0	0	0	0	0	0	0	0	0	0
Total	0	1	0	9	0	0	0	0	11	0	0	0	0	0	0	3	0	0	0	0	0	0
Wabasha																						
Felony	6	0	5	0	2	0	0	0	0	0	0	2	1	0	0	7	0	3	1	0	0	0
Gross Misd.	0	0	1	79	0	0	0	0	0	0	0	1	0	1	1	5	0	4	0	0	1	4
Misdemeanor	2	4	4	116	0	0	0	0	0	0	0	4	0	0	0	3	0	9	3	1	0	0
Juvenile	0	1	4	3	0	1	0	1	17	0	0	4	0	1	0	9	0	5	1	0	0	4
Total	8	5	14	198	2	1	0	1	17	0	0	11	1	2	1	24	0	21	5	1	1	8
Wadena (CCA)																						
Felony	23	0	13	1	2	0	0	1	0	0	0	2	0	0	2	20	11	1	2	0	0	0
Gross Misd.	0	0	0	9	1	0	0	0	0	0	0	1	0	0	0	2	0	0	0	0	0	1
Misdemeanor	0	2	0	5	0	0	0	0	0	0	0	1	0	0	0	2	0	2	0	0	0	0
Juvenile	0	2	4	0	1	0	0	0	1	0	0	0	0	0	1	2	0	0	2	0	0	0
Total	23	4	17	15	4	0	0	1	1	0	0	4	0	0	3	26	11	3	4	0	0	1

	1998 Year-end Population	1999 Entries	1999 Removals	1999 Year-end Populations	Male	Female	White	Black	American Indian	Asian/Pacific Islander	Other Race	Unknown Race	Hispanic	Not Hispanic	Unknown Hispanic Status	Arson	Assault	Burglary	Crime Against Family	Crime Against Justice	Crime Against Government
Waseca																					
Felony	43	23	34	32	28	4	29	3	0	0	0	0	1	29	2	0	5	4	0	0	0
Gross Misd.	94	39	57	76	62	14	71	3	1	0	0	1	5	71	0	0	2	0	0	0	2
Misdemeanor	98	120	98	120	97	23	114	3	1	1	0	1	4	116	0	0	21	0	0	14	11
Juvenile	69	48	57	60	45	15	60	0	0	0	0	0	2	58	0	1	9	5	0	2	0
Total	304	230	246	268	232	56	274	9	2	1	0	2	12	274	2	1	37	9	0	19	13
Washington (CCA)																					
Felony	1001	255	204	1079	854	225	951	107	13	8	0	0	20	1059	0	3	129	81	7	15	4
Gross Misd.	950	388	276	1087	933	154	1032	30	20	5	0	0	25	1062	0	1	34	3	4	52	10
Misdemeanor	3715	2759	2317	4244	3372	872	3910	235	51	48	0	0	114	4130	0	0	191	2	2	175	123
Juvenile	268	390	383	278	230	48	262	11	1	4	0	0	8	270	0	6	61	22	0	13	2
Total	5934	3792	3180	6688	5389	1299	6155	383	85	65	0	0	167	6521	0	10	415	108	13	255	139
Watsonwan																					
Felony	62	27	25	64	53	11	58	0	0	0	0	6	20	36	8	0	11	2	0	0	0
Gross Misd.	61	11	19	53	50	3	37	0	0	0	0	16	11	29	13	0	2	0	0	1	5
Misdemeanor	129	58	50	137	125	12	92	1	0	0	0	44	37	54	46	0	15	0	2	0	1
Juvenile	94	42	23	113	92	21	74	0	0	0	2	37	28	46	39	0	18	14	0	0	5
Total	346	138	117	367	320	47	261	1	0	0	2	103	96	165	106	0	46	16	2	1	11
Wilkin																					
Felony	34	9	13	30	23	7	30	0	0	0	0	0	3	27	0	0	4	3	0	0	0
Gross Misd.	17	22	10	29	22	7	29	0	0	0	0	0	0	29	0	0	0	0	0	0	2
Misdemeanor	13	16	8	21	15	6	20	0	0	0	1	0	1	20	0	0	8	0	0	0	0
Juvenile	39	63	61	41	30	11	40	0	0	0	1	0	1	40	0	0	0	0	0	0	0
Total	103	110	92	121	90	31	119	0	0	0	2	0	5	116	0	0	12	3	0	0	2
Winona																					
Felony	204	85	65	223	178	45	207	14	0	0	2	0	1	215	7	1	27	20	0	4	0
Gross Misd.	162	146	110	198	171	27	160	9	0	0	1	28	5	193	0	0	18	0	2	18	8
Misdemeanor	270	366	270	366	288	78	352	10	3	0	1	0	10	356	0	0	42	0	0	14	38
Juvenile	168	304	288	184	136	48	163	12	1	0	0	8	0	184	0	0	14	10	1	5	23
Total	804	901	734	971	773	198	882	45	4	0	4	36	16	948	7	1	101	30	3	41	69
Wright																					
Felony	353	148	125	377	285	92	355	15	2	0	1	4	5	368	4	0	24	34	0	1	2
Gross Misd.	603	301	226	725	609	116	683	17	21	1	3	0	13	712	0	0	42	4	0	13	29
Misdemeanor	862	797	681	948	761	187	908	19	12	5	3	1	31	916	1	0	144	0	1	34	142
Juvenile	471	569	521	525	391	134	519	1	4	1	0	0	3	522	0	6	63	49	0	8	0
Total	2289	1815	1553	2575	2046	529	2465	52	39	7	7	5	52	2518	5	6	273	87	1	56	173
Yellow Medicine (CCA)																					
Felony	27	22	25	24	19	5	24	0	0	0	0	0	3	21	0	0	3	3	0	0	1
Gross Misd.	39	45	60	24	22	2	20	0	4	0	0	0	2	22	0	0	2	3	0	0	0
Misdemeanor	60	78	97	41	33	8	37	0	3	1	0	0	2	39	0	0	2	0	0	3	0
Juvenile	39	47	59	27	20	7	21	0	6	0	0	0	1	26	0	0	7	1	0	1	0
Total	165	192	241	116	94	22	102	0	13	1	0	0	8	108	0	0	14	7	0	4	1

	Criminal Sexual Conduct	Disturbing Peace	Drugs	DWI	Escape/Flight	Ferriery	Gambling	Homicide	Juvenile Status Offenses	Kidnapping	Obscenity	Property Damage	Robbery	Sex Related	Stolen Property	Theft	Theft Related	Traffic (exclude DWI)	Vehicle Theft	Weapons	Other	Unknown/NA
Waseca																						
Felony	6	0	5	0	1	2	0	0	0	0	0	0	1	0	0	6	0	0	1	1	0	0
Gross Misd.	0	2	0	56	0	0	0	0	0	0	0	0	0	0	0	4	2	4	0	1	0	0
Misdemeanor	0	7	1	55	0	0	0	0	2	0	0	2	0	0	0	1	0	5	0	1	0	0
Juvenile	3	8	1	0	0	0	0	0	13	0	0	1	0	2	0	5	0	2	4	4	0	0
Total	9	17	7	111	1	2	0	0	15	0	0	3	1	2	0	16	2	11	5	7	0	0
Washington (CCA)																						
Felony	84	6	306	8	26	70	0	0	0	5	0	27	11	4	26	113	101	14	26	13	0	0
Gross Misd.	10	7	4	771	8	5	1	0	0	9	4	10	0	0	6	27	6	110	3	1	1	0
Misdemeanor	2	206	46	1738	3	4	0	0	24	0	5	29	1	3	9	132	126	1418	3	2	0	0
Juvenile	12	16	9	6	0	4	0	0	41	0	0	19	1	0	3	24	0	22	7	10	0	0
Total	108	235	365	2523	37	83	1	0	65	14	9	85	13	7	44	296	233	1564	39	26	1	0
Watsonwan																						
Felony	11	0	13	0	0	1	0	0	0	1	0	8	0	0	1	11	3	1	1	0	0	0
Gross Misd.	1	0	1	28	1	1	0	0	0	0	0	0	0	0	0	5	0	3	0	0	5	0
Misdemeanor	0	5	0	77	0	0	0	0	0	0	0	4	0	0	0	6	0	24	0	0	3	0
Juvenile	2	11	1	2	0	0	0	0	2	0	0	24	0	0	0	10	1	7	0	1	8	7
Total	14	16	15	107	1	2	0	0	2	1	0	36	0	0	1	32	4	35	1	1	16	7
Wilkin																						
Felony	3	0	6	0	0	2	0	0	0	0	0	0	1	0	0	10	0	0	0	1	0	0
Gross Misd.	0	0	0	20	0	0	0	0	0	0	0	0	0	0	0	6	1	0	0	0	0	0
Misdemeanor	0	0	0	9	0	0	0	0	1	0	0	0	0	0	0	1	0	0	0	0	2	0
Juvenile	0	1	1	0	0	0	0	0	24	0	0	2	0	0	0	11	0	0	1	0	1	0
Total	3	1	7	29	0	2	0	0	25	0	0	2	1	0	0	28	1	0	1	1	3	0
Winona																						
Felony	30	2	50	0	7	20	0	1	1	0	0	4	0	0	6	38	7	2	2	1	0	0
Gross Misd.	0	2	2	86	1	1	0	0	0	0	1	6	0	2	2	12	3	30	2	2	0	0
Misdemeanor	0	13	13	92	0	1	0	0	0	0	0	11	0	0	0	23	7	109	1	0	2	0
Juvenile	2	5	14	1	0	1	0	0	11	0	1	23	1	1	2	39	4	14	6	2	4	0
Total	32	22	79	179	8	23	0	1	12	0	2	44	1	3	10	112	21	155	11	5	6	0
Wright																						
Felony	47	1	117	3	7	22	0	0	0	0	0	3	1	3	9	64	23	3	12	1	0	0
Gross Misd.	11	3	4	487	11	0	0	0	0	1	2	7	0	0	5	45	8	47	2	3	1	0
Misdemeanor	0	80	10	355	0	0	0	0	0	0	0	18	0	0	1	28	16	117	2	0	0	0
Juvenile	21	38	29	0	5	8	0	0	126	0	3	46	1	0	8	54	3	28	20	8	1	0
Total	79	122	160	845	23	30	0	0	126	1	5	74	2	3	23	191	50	195	36	12	2	0
Yellow Medicine (CCA)																						
Felony	3	0	5	0	3	0	0	0	0	0	0	1	0	0	0	3	1	0	1	0	0	0
Gross Misd.	3	0	0	14	0	0	0	0	0	0	0	1	0	0	0	0	0	1	0	0	0	0
Misdemeanor	0	4	0	21	1	0	0	0	3	0	0	0	0	0	0	0	0	5	0	2	0	0
Juvenile	0	1	0	1	0	0	0	0	6	0	0	3	1	0	0	4	0	0	2	0	0	0
Total	6	5	5	36	4	0	0	0	9	0	0	5	1	0	0	7	1	6	3	2	0	0

	1998 Year-end population	1999 Entries	1999 Removals	1999 Year-end Populations	Male	Female	White	Black	American Indian	Asian/Pacific Islander	Other Race	Unknown Race	Hispanic	Not Hispanic	Unknown Hispanic Status	Arson	Assault	Burglary	Crime Against Family	Crime Against Justice	Crime Against Government
Adult State Agents																					
Felony	7010	2537	2459	7088	5574	1514	6198	215	554	1	53	67	419	6420	249	50	713	745	18	36	11
Gross Misd.	909	410	410	902	743	159	822	11	58	0	2	9	18	868	16	5	54	15	2	42	4
Misdemeanor	178	163	158	183	158	25	163	5	10	0	0	5	10	167	6	1	38	12	0	1	0
Juvenile	4	1	2	3	1	2	2	0	1	0	0	0	0	3	0	0	0	2	0	0	0
Total	8101	3111	3029	8176	6476	1700	7185	231	623	1	55	81	447	7458	271	56	805	774	20	79	15
State Contract Agents																					
Felony	0	0	0	0	0	0	0	0	0	0	0	0	0	0	0	0	0	0	0	0	0
Gross Misd.	1581	1051	1003	1629	1365	264	1393	29	143	1	6	57	87	1510	32	1	81	11	11	67	31
Misdemeanor	1975	2220	1962	2263	1833	430	2017	78	73	2	10	83	178	2000	85	1	372	3	6	35	76
Juvenile	2137	2326	2123	2340	1785	555	1899	38	307	9	18	69	163	2101	76	9	288	187	1	42	136
Total	5693	5597	5088	6232	4983	1249	5309	145	523	12	34	209	428	5611	193	11	741	201	18	144	243
All MN DOC Agents																					
Felony	7010	2537	2459	7088	5574	1514	6198	215	554	1	53	67	419	6420	249	50	713	745	18	36	11
Gross Misd.	2490	1461	1413	2531	2108	423	2215	40	201	1	8	66	105	2378	48	6	135	26	13	109	35
Misdemeanor	2153	2383	2120	2446	1991	455	2180	83	83	2	10	88	188	2167	91	2	410	15	6	36	76
Juvenile	2141	2327	2125	2343	1786	557	1901	38	308	9	18	69	163	2104	76	9	288	189	1	42	136
Total	13794	8708	8117	14408	11459	2949	12494	376	1146	13	89	290	875	13069	464	67	1546	975	38	223	258
CCA Agents																					
Felony	26799	10611	11152	26781	20751	6030	16040	8400	751	522	96	972	1135	24723	923	151	2741	1897	108	161	39
Gross Misd.	17600	8073	7012	19016	15514	3502	15050	2183	676	191	99	817	776	17645	595	6	810	57	246	693	210
Misdemeanor	32192	25534	24609	33086	25799	7287	25034	4173	724	565	173	2417	1628	29958	1500	1	3459	5	66	1073	815
Juvenile	11255	11246	11417	11272	8438	2834	6944	2538	676	652	60	402	657	10416	199	101	1978	903	5	676	206
Total	87846	55464	54190	90155	70502	19653	63068	17294	2827	1930	428	4608	4196	82742	3217	259	8988	2862	425	2603	1270
CPO Agents																					
Felony	20	24	20	27	22	5	25	0	1	0	0	1	0	27	0	0	2	4	0	1	0
Gross Misd.	4642	2920	2533	5250	4349	901	4688	94	276	35	68	89	189	4975	86	6	279	19	22	227	107
Misdemeanor	7912	7329	6846	8390	6621	1769	7212	124	258	50	171	575	357	7485	548	5	1135	1	19	334	407
Juvenile	4378	5430	5505	4385	3283	1102	3950	45	259	25	42	64	173	4166	46	42	676	350	1	103	40
Total	16952	15703	14904	18052	14275	3777	15875	263	794	110	281	729	719	16653	680	53	2092	374	42	665	554
CCA Counties																					
Felony	26799	10611	11152	26781	20751	6030	16040	8400	751	522	96	972	1135	24723	923	151	2741	1897	108	161	39
Gross Misd.	17600	8073	7012	19016	15514	3502	15050	2183	676	191	99	817	776	17645	595	6	810	57	246	693	210
Misdemeanor	32192	25534	24609	33086	25799	7287	25034	4173	724	565	173	2417	1628	29958	1500	1	3459	5	66	1073	815
Juvenile	11255	11246	11417	11272	8438	2834	6944	2538	676	652	60	402	657	10416	199	101	1978	903	5	676	206
Total	87846	55464	54190	90155	70502	19653	63068	17294	2827	1930	428	4608	4196	82742	3217	259	8988	2862	425	2603	1270
Non-CCA Counties																					
Felony	7030	2561	2479	7115	5596	1519	6223	215	555	1	53	68	419	6447	249	50	715	749	18	37	11
Gross Misd.	7132	4381	3946	7781	6457	1324	6903	134	477	36	76	155	294	7353	134	12	414	45	35	336	142
Misdemeanor	10065	9712	8966	10836	8612	2224	9392	207	341	52	181	663	545	9652	639	7	1545	16	25	370	483
Juvenile	6519	7757	7630	6728	5069	1659	5851	83	567	34	60	133	336	6270	122	51	964	539	2	145	176
Total	30746	24411	23021	32460	25734	6726	28369	639	1940	123	370	1019	1594	29722	1144	120	3638	1349	80	888	812
Twin Cities Metropolitan Area (7 Counties)																					
Felony	21925	9091	9436	22046	17014	5032	11999	8118	526	445	17	941	855	20262	929	118	2157	1310	94	88	20
Gross Misd.	13617	6119	4980	15187	12376	2811	11613	2083	448	169	45	829	574	13987	626	6	617	48	210	604	108
Misdemeanor	26847	20418	19232	28062	21966	6096	20461	4008	548	506	122	2417	1359	25184	1519	2	2884	5	59	1052	440
Juvenile	8001	7914	7600	8492	6407	2085	4608	2445	504	600	15	320	519	7842	131	84	1652	644	4	618	90
Total	70390	43542	41248	73787	57763	16024	48681	16654	2026	1720	199	4507	3307	67275	3205	210	7310	2007	367	2362	658
Non-Metro Counties																					
Felony	11904	4081	4195	11850	9333	2517	10264	497	780	78	132	99	699	10908	243	83	1299	1336	32	110	30
Gross Misd.	11115	6335	5978	11610	9595	2015	10340	234	705	58	130	143	496	11011	103	12	607	54	71	425	244
Misdemeanor	15410	14828	14343	15860	12445	3415	13965	372	517	111	232	663	814	14426	620	6	2120	16	32	391	858
Juvenile	9773	11089	11447	9508	7100	2408	8187	176	739	86	105	215	474	8844	190	68	1290	798	3	203	292
Total	48202	36333	35963	48828	38473	10355	42756	1279	2741	333	599	1120	2483	45189	1156	169	5316	2204	138	1129	1424
Minnesota																					
Felony	33829	13172	13631	33896	26347	7549	22263	8615	1306	523	149	1040	1554	31170	1172	201	3456	2646	126	198	50
Gross Misd.	24732	12454	10958	26797	21971	4826	21953	2317	1153	227	175	972	1070	24998	729	18	1224	102	281	1029	352
Misdemeanor	42257	35246	33575	43922	34411	9511	34426	4380	1065	617	354	3080	2173	39610	2139	8	5004	21	91	1443	1298
Juvenile	17774	19003	19047	18000	13507	4493	12795	2621	1243	686	120	535	993	16686	321	152	2942	1442	7	821	382
Total	118592	79875	77211	122615	96236	26379	91437	17933	4767	2053	798	5627	5790	112464	4361	379	12626	4211	505	3491	2082

	Chriminal Sexual Conduct	Disturbing Peace	Drugs	DWI	Escape/Flight	Forgery	Gambling	Homicide	Juvenile Status Offenses	Kidnapping	Obscenity	Property Damage	Robbery	Sex Related	Stolen Property	Theft	Theft Related	Traffic (exclude DWI)	Vehicle Theft	Weapons	Other	Unknown/NA
Adult State Agents																						
Felony	806	32	1494	44	139	360	13	19	2	17	0	207	58	7	219	1234	478	88	223	73	2	0
Gross Misd.	17	12	5	414	18	14	1	0	0	1	2	36	0	3	16	61	30	81	8	11	50	0
Misdemeanor	1	11	14	49	0	2	0	0	0	0	0	5	0	0	3	15	4	15	8	2	2	0
Juvenile	0	0	0	0	0	0	0	0	0	0	0	0	0	0	0	0	0	0	0	0	1	0
Total	824	55	1513	507	157	376	14	19	2	18	2	248	58	10	238	1310	512	184	239	86	55	0
State Contract Agents																						
Felony	0	0	0	0	0	0	0	0	0	0	0	0	0	0	0	0	0	0	0	0	0	0
Gross Misd.	15	25	11	1025	19	18	1	0	0	0	3	41	1	2	9	61	53	104	7	5	27	0
Misdemeanor	4	156	25	925	0	3	0	0	2	0	2	52	1	0	4	82	50	270	11	4	149	30
Juvenile	73	148	72	26	3	24	0	0	74	0	2	205	12	10	35	283	27	75	123	38	346	101
Total	92	329	108	1976	22	45	1	0	76	0	7	298	14	12	48	426	130	449	141	47	522	131
All MN DOC Agents																						
Felony	806	32	1494	44	139	360	13	19	2	17	0	207	58	7	219	1234	478	88	223	73	2	0
Gross Misd.	32	37	16	1439	37	32	2	0	0	1	5	77	1	5	25	122	83	185	15	16	77	0
Misdemeanor	5	167	39	974	0	5	0	0	2	0	2	57	1	0	7	97	54	285	19	6	151	30
Juvenile	73	148	72	26	3	24	0	0	74	0	2	205	12	10	35	283	27	75	123	38	347	101
Total	916	384	1621	2483	179	421	15	19	78	18	9	546	72	22	286	1736	642	633	380	133	577	131
CCA Agents																						
Felony	2298	96	7779	224	534	1573	24	125	0	130	9	429	665	116	537	2489	2404	142	669	380	126	935
Gross Misd.	143	293	34	12398	132	180	6	3	6	14	31	201	1	144	109	689	333	1705	19	211	88	254
Misdemeanor	22	2845	241	15043	17	59	1	0	214	1	53	585	2	287	60	1471	455	5778	67	62	381	23
Juvenile	553	436	721	71	160	79	2	31	1682	15	11	601	372	10	120	896	452	239	560	192	31	169
Total	3016	3670	8775	27736	843	1891	33	159	1902	160	104	1816	1040	557	826	5545	3644	7864	1315	845	626	1381
CPO Agents																						
Felony	1	2	11	0	1	0	0	0	0	0	0	1	0	0	0	3	0	0	0	1	0	0
Gross Misd.	44	34	30	3344	38	40	1	1	2	2	9	82	0	9	24	198	52	356	11	30	210	73
Misdemeanor	9	513	114	3525	1	36	1	0	28	0	7	116	1	6	29	275	104	1172	25	18	425	84
Juvenile	142	268	176	63	20	35	0	4	890	2	5	311	20	17	55	509	29	229	182	69	114	33
Total	196	817	331	6932	60	111	2	5	920	4	21	510	21	32	108	985	185	1757	218	118	749	190
CCA Counties																						
Felony	2298	96	7779	224	534	1573	24	125	0	130	9	429	665	116	537	2489	2404	142	669	380	126	935
Gross Misd.	143	293	34	12398	132	180	6	3	6	14	31	201	1	144	109	689	333	1705	19	211	88	254
Misdemeanor	22	2845	241	15043	17	59	1	0	214	1	53	585	2	287	60	1471	455	5778	67	62	381	23
Juvenile	553	436	721	71	160	79	2	31	1682	15	11	601	372	10	120	896	452	239	560	192	31	169
Total	3016	3670	8775	27736	843	1891	33	159	1902	160	104	1816	1040	557	826	5545	3644	7864	1315	845	626	1381
Non-CCA Counties																						
Felony	807	34	1505	44	140	360	13	19	2	17	0	208	58	7	219	1237	478	88	223	74	2	0
Gross Misd.	76	71	46	4783	75	72	3	1	2	3	14	159	1	14	49	320	135	541	26	46	287	73
Misdemeanor	14	680	153	4499	1	41	1	0	30	0	9	173	2	6	36	372	158	1457	44	24	576	114
Juvenile	215	416	248	89	23	59	0	4	964	2	7	516	32	27	90	792	56	304	305	107	461	134
Total	1112	1201	1952	9415	239	532	17	24	998	22	30	1056	93	54	394	2721	827	2390	598	251	1326	321
Twin Cities Metropolitan Area (7 Counties)																						
Felony	1599	78	6912	191	431	1404	17	98	0	112	7	344	611	108	444	1924	1959	85	571	341	122	901
Gross Misd.	102	260	37	9740	86	142	5	3	2	15	31	169	0	139	88	511	243	1361	12	196	182	270
Misdemeanor	20	2515	182	12700	9	46	1	0	77	0	47	519	2	277	57	1279	369	4856	53	48	539	24
Juvenile	357	303	585	46	137	60	0	30	1206	14	7	414	334	13	80	545	406	100	412	140	45	166
Total	2078	3156	7716	22677	663	1652	23	131	1285	141	92	1446	947	537	669	4259	2977	6402	1048	725	888	1361
Non-Metro Counties																						
Felony	1506	52	2372	77	243	529	20	46	2	35	2	293	112	15	312	1802	923	145	321	113	6	34
Gross Misd.	117	104	43	7441	121	110	4	1	6	2	14	191	2	19	70	498	225	885	33	61	193	57
Misdemeanor	16	1010	212	6842	9	54	1	0	167	1	15	239	2	16	39	564	244	2379	58	38	418	113
Juvenile	411	549	384	114	46	78	2	5	1440	3	11	703	70	24	130	1143	102	443	453	159	447	137
Total	2050	1715	3011	14474	419	771	27	52	1615	41	42	1426	186	74	551	4007	1494	3852	865	371	1064	341
Minnesota																						
Felony	3105	130	9284	268	674	1933	37	144	2	147	9	637	723	123	756	3726	2882	230	892	454	128	935
Gross Misd.	219	364	80	17181	207	252	9	4	8	17	45	360	2	158	158	1009	468	2246	45	257	375	327
Misdemeanor	36	3525	394	19542	18	100	2	0	244	1	62	758	4	293	96	1843	613	7235	111	86	957	137
Juvenile	768	852	969	160	183	138	2	35	2646	17	18	1117	404	37	210	1688	508	543	865	299	492	303
Total	4128	4871	10727	37151	1082	2423	50	183	2900	182	134	2872	1133	611	1220	8266	4471	10254	1913	1096	1952	1702

Appendix C

Staffing Data by County

Staffing Information by County					
County	Type of Service	FTE	Part Time Agents*	Full Time Agents	Total # of Agents
Aitkin (CCA)	Adult Felony only	1		1	1
	Juvenile only	1		1	1
	Adult Misdemeanor only	1		1	1
	Adult Felony/Adult				0
	Adult Felony/Juvenile				0
	Misdemeanor/Juvenile				0
	Adult Felony/Adult Misdemeanor	1		1	1
	Total	4	0	4	4
Anoka (CCA)	Adult Felony only	15.5	1	15	16
	Juvenile only	67.5	1	67	68
	Adult Misdemeanor only				0
	Adult Felony/Adult	1		1	1
	Adult Felony/Juvenile				0
	Misdemeanor/Juvenile				0
	Adult Felony/Adult Misdemeanor	32		32	32
	Total	116	2	115	117
Becker (State)	Adult Felony only	3		3	3
	Juvenile only	3.5		4	4
	Adult Misdemeanor only	0.5			0
	Adult Felony/Adult				0
	Adult Felony/Juvenile				0
	Misdemeanor/Juvenile				0
	Adult Felony/Adult Misdemeanor				0
	Total	7	0	7	7
Beltrami (State)	Adult Felony only	4		5	5
	Juvenile only	3		3	3
	Adult Misdemeanor only				0
	Adult Felony/Adult				0
	Adult Felony/Juvenile				0
	Misdemeanor/Juvenile	1		1	1
	Adult Felony/Adult Misdemeanor				0
	Total	8	0	9	9
Benton (State)	Adult Felony only	4		4	4
	Juvenile only				0
	Adult Misdemeanor only	1		1	1
	Adult Felony/Adult				0
	Adult Felony/Juvenile				0
	Misdemeanor/Juvenile	4		4	4
	Adult Felony/Adult Misdemeanor				0
	Total	9	0	9	9
Big Stone (State/CPO)	State				
	Adult Felony only	0.2			0
	Adult Felony/Adult				0
	Adult Felony/Adult Misdemeanor				0
	Adult Felony/Juvenile				0
	Total	0.2	0	0	0
	CPO				
	Adult Misdemeanor only				0
	Juvenile only				0
	Misdemeanor/Juvenile	0.4			0
Total	0.4	0	0	0	
	Total for both systems	0.6	0	0	0

County	Type of Service	FTE	Part Time Agents*	Full Time Agents	Total # of Agents	
Blue Earth (CCA)	Adult Felony only				0	
	Juvenile only	5.25	2	4	6	
	Adult Misdemeanor only				0	
	Adult Felony/Adult				0	
	Adult Felony/Juvenile				0	
	Misdemeanor/Juvenile				0	
	Adult Felony/Adult Misdemeanor	7	2	6	8	
	Total	12.25	4	10	14	
Brown (State/CPO)	State					
	Adult Felony only	1		1	1	
	Adult Felony/Adult				0	
	Adult Felony/Adult Misdemeanor				0	
	Adult Felony/Juvenile				0	
	Total	1	0	1	1	
	CPO					
	Adult Misdemeanor only				0	
	Juvenile only				0	
	Misdemeanor/Juvenile	7		7	7	
	Total	7	0	7	7	
		Total for both systems	8	0	8	8
	Carlton (CCA)	Adult Felony only	3	2	2	4
Juvenile only		4		4	4	
Adult Misdemeanor only		2		2	2	
Adult Felony/Adult					0	
Adult Felony/Juvenile					0	
Misdemeanor/Juvenile					0	
Adult Felony/Adult Misdemeanor					0	
	Total	9	2	8	10	
Carver (State/CPO)	State					
	Adult Felony only	2		2	2	
	Adult Felony/Adult				0	
	Adult Felony/Adult Misdemeanor				0	
	Adult Felony/Juvenile				0	
	Total	2	0	2	2	
	CPO					
	Adult Misdemeanor only	3		3	3	
	Juvenile only	4		4	4	
	Misdemeanor/Juvenile	1		1	1	
	Total	8	0	8	8	
		Total for both systems	10	0	10	10
	Cass (State/CPO)	State				
Adult Felony only		3		3	3	
Adult Felony/Adult					0	
Adult Felony/Adult Misdemeanor					0	
Adult Felony/Juvenile					0	
Total		3	0	3	3	
CPO						
Adult Misdemeanor only					0	
Juvenile only					0	
Misdemeanor/Juvenile		2		2	2	
Total		2	0	2	2	
		Total for both systems	5	0	5	5
Chippewa (CCA)		Adult Felony only	1		1	1
	Juvenile only				0	
	Adult Misdemeanor only				0	
	Adult Felony/Adult	2		2	2	
	Adult Felony/Juvenile				0	
	Misdemeanor/Juvenile				0	
	Adult Felony/Adult Misdemeanor				0	
	Total	3	0	3	3	

County	Type of Service	FTE	Part Time Agents*	Full Time Agents	Total # of Agents
Chisago	State				
(State/CPO)	Adult Felony only	4		4	4
	Adult Felony/Adult				0
	Adult Felony/Adult Misdemeanor				0
	Adult Felony/Juvenile				0
	Total	4	0	4	4
	CPO				
	Adult Misdemeanor only	2.8	1	2	3
	Juvenile only	3	2	2	4
	Misdemeanor/Juvenile				0
	Total	5.8	3	4	7
	Total for both systems	9.8	3	8	11
Clay	Adult Felony only	4		4	4
(State)	Juvenile only				0
	Adult Misdemeanor only				0
	Adult Felony/Adult				0
	Adult Felony/Juvenile				0
	Misdemeanor/Juvenile	6		6	6
	Adult Felony/Adult Misdemeanor				0
	Total	10	0	10	10
Clearwater	State				
(State/CPO)	Adult Felony only	1			0
	Adult Felony/Adult				0
	Adult Felony/Adult Misdemeanor				0
	Adult Felony/Juvenile				0
	Total	1	0	0	0
	CPO				
	Adult Misdemeanor only				0
	Juvenile only				0
	Misdemeanor/Juvenile	1		1	1
	Total	1	0	1	1
	Total for both systems	2	0	1	1
Cook	Adult Felony only				0
(CCA)	Juvenile only				0
	Adult Misdemeanor only				0
	Adult Felony/Adult	1		1	1
	Adult Felony/Juvenile				0
	Misdemeanor/Juvenile				0
	Adult Felony/Adult Misdemeanor				0
	Total	1	0	1	1
Cottonwood	Adult Felony only	0.48		1	1
(State)	Juvenile only				0
	Adult Misdemeanor only	0.25			0
	Adult Felony/Adult				0
	Adult Felony/Juvenile				0
	Misdemeanor/Juvenile				0
	Adult Felony/Adult Misdemeanor				0
	Total	0.73	0	1	1
Crow Wing	Adult Felony only	2.25		3	3
(CCA)	Juvenile only	3		3	3
	Adult Misdemeanor only	3		3	3
	Adult Felony/Adult				0
	Adult Felony/Juvenile				0
	Misdemeanor/Juvenile				0
	Adult Felony/Adult Misdemeanor	1		1	1
	Total	9.25	0	10	10

County	Type of Service	FTE	Part Time Agents*	Full Time Agents	
Dakota (CCA)	Adult Felony only				0
	Juvenile only	14		14	14
	Adult Misdemeanor only				0
	Adult Felony/Adult				0
	Adult Felony/Juvenile				0
	Misdemeanor/Juvenile				0
	Adult Felony/Adult Misdemeanor	30	2	29	31
	Total	44	2	43	45
Dodge (CCA)	Adult Felony only	1		1	1
	Juvenile only	1.75	1	1	2
	Adult Misdemeanor only	0.6	1		1
	Adult Felony/Adult				0
	Adult Felony/Juvenile				0
	Misdemeanor/Juvenile				0
	Adult Felony/Adult Misdemeanor				0
	Total	3.35	2	2	4
Douglas (State)	Adult Felony only	2		2	2
	Juvenile only	2		2	2
	Adult Misdemeanor only	2		2	2
	Adult Felony/Adult				0
	Adult Felony/Juvenile				0
	Misdemeanor/Juvenile				0
	Adult Felony/Adult Misdemeanor				0
	Total	6	0	6	6
Faribault (State)	Adult Felony only	1		1	1
	Juvenile only				0
	Adult Misdemeanor only				0
	Adult Felony/Adult				0
	Adult Felony/Juvenile				0
	Misdemeanor/Juvenile	2		2	2
	Adult Felony/Adult Misdemeanor				0
	Total	3	0	3	3
Fillmore (CCA)	Adult Felony only	1		1	1
	Juvenile only	1.6	2		2
	Adult Misdemeanor only	1		1	1
	Adult Felony/Adult				0
	Adult Felony/Juvenile				0
	Misdemeanor/Juvenile				0
	Adult Felony/Adult Misdemeanor				0
	Total	3.6	2	2	4
Freeborn (State/CPO)	State				
	Adult Felony only	2		2	2
	Adult Felony/Adult				0
	Adult Felony/Adult Misdemeanor				0
	Adult Felony/Juvenile				0
	Total	2	0	2	2
	CPO				
	Adult Misdemeanor only	3	1	2	3
	Juvenile only				0
	Misdemeanor/Juvenile	3		3	3
Total	6	1	5	6	
	Total for both systems	8	1	7	8

County	Type of Service	FTE	Part Time Agents*	Full Time Agents	Total # of Agents
Goodhue	State				
(State/CPO)	Adult Felony only	3.25		4	4
	Adult Felony/Adult				0
	Adult Felony/Adult Misdemeanor				0
	Adult Felony/Juvenile				0
	Total	3.25	0	4	4
	CPO				
	Adult Misdemeanor only				0
	Juvenile only	4		4	4
	Misdemeanor/Juvenile	4		4	4
	Total	8	0	8	8
	Total for both systems	11.25	0	12	12
Grant	State				
(State/CPO)	Adult Felony only	0.2			0
	Adult Felony/Adult				0
	Adult Felony/Adult Misdemeanor				0
	Adult Felony/Juvenile				0
	Total	0.2	0	0	0
	CPO				
	Adult Misdemeanor only				0
	Juvenile only				0
	Misdemeanor/Juvenile	0.4			0
	Total	0.4	0	0	0
	Total for both systems	0.6	0	0	0
Hennepin	State				
(CCA)	Adult Felony only	96	7	93	100
	Juvenile only	86.3	4	85	89
	Adult Misdemeanor only	43.8	7	41	48
	Adult Felony/Adult				0
	Adult Felony/Juvenile				0
	Misdemeanor/Juvenile				0
	Adult Felony/Adult Misdemeanor	57.2	21	49	70
	Total	283.3	39	268	307
Houston	State				
(State/CPO)	Adult Felony only	1		1	1
	Adult Felony/Adult				0
	Adult Felony/Adult Misdemeanor				0
	Adult Felony/Juvenile				0
	Total	1	0	1	1
	CPO				
	Adult Misdemeanor only	1		1	1
	Juvenile only	1		1	1
	Misdemeanor/Juvenile	0.925	1		1
	Total	2.925	1	2	3
	Total for both systems	3.925	1	3	4
Hubbard	State				
(State)	Adult Felony only	1		1	1
	Juvenile only	0.75		1	1
	Adult Misdemeanor only	0.25			0
	Adult Felony/Adult				0
	Adult Felony/Juvenile				0
	Misdemeanor/Juvenile				0
	Adult Felony/Adult Misdemeanor				0
	Total	2	0	2	2

County	Type of Service	FTE	Part Time Agents*	Full Time Agents	Total # of Agents
Isanti	State				
(State/CPO)	Adult Felony only	3		3	3
	Adult Felony/Adult				0
	Adult Felony/Adult Misdemeanor				0
	Adult Felony/Juvenile				0
	Total	3	0	3	3
	CPO				
	Adult Misdemeanor only			3	3
	Juvenile only			3	3
	Misdemeanor/Juvenile				0
	Total	0	0	6	6
	Total for both systems	3	0	9	9
Itasca	State				
(State/CPO)	Adult Felony only	3		3	3
	Adult Felony/Adult				0
	Adult Felony/Adult Misdemeanor				0
	Adult Felony/Juvenile	1		1	1
	Total	4	0	4	4
	CPO				
	Adult Misdemeanor only	2		2	2
	Juvenile only	4		4	4
	Misdemeanor/Juvenile	1		1	1
	Total	7	0	7	7
	Total for both systems	11	0	11	11
Jackson	State				
(State/CPO)	Adult Felony only	1			0
	Adult Felony/Adult				0
	Adult Felony/Adult Misdemeanor				0
	Adult Felony/Juvenile				0
	Total	1	0	0	0
	CPO				
	Adult Misdemeanor only				0
	Juvenile only				0
	Misdemeanor/Juvenile	2		2	2
	Total	2	0	2	2
	Total for both systems	3	0	2	2
Kanabec	State				
(State/CPO)	Adult Felony only	2		2	2
	Adult Felony/Adult				0
	Adult Felony/Adult Misdemeanor				0
	Adult Felony/Juvenile				0
	Total	2	0	2	2
	CPO				
	Adult Misdemeanor only				0
	Juvenile only				0
	Misdemeanor/Juvenile	2		2	2
	Total	2	0	2	2
	Total for both systems	4	0	4	4
Kandiyohi	Adult Felony only				0
(CCA)	Juvenile only	3		3	3
	Adult Misdemeanor only	2		2	2
	Adult Felony/Adult	10		10	10
	Adult Felony/Juvenile				0
	Misdemeanor/Juvenile				0
	Adult Felony/Adult Misdemeanor	1		1	1
	Total	16	0	16	16

County	Type of Service	FTE	Part Time Agents*	Full Time Agents	Total # of Agents
Kittson (State)	Adult Felony only				0
	Juvenile only				0
	Adult Misdemeanor only				0
	Adult Felony/Adult	0.75			0
	Adult Felony/Juvenile				0
	Misdemeanor/Juvenile				0
	Adult Felony/Adult Misdemeanor				0
	Total	0.75	0	0	0
Koochiching (CCA)	Adult Felony only	1		1	1
	Juvenile only	1		1	1
	Adult Misdemeanor only	1		1	1
	Adult Felony/Adult				0
	Adult Felony/Juvenile				0
	Misdemeanor/Juvenile				0
	Adult Felony/Adult Misdemeanor				0
	Total	3	0	3	3
Lac Qui Parle (CCA)	Adult Felony only	1		1	1
	Juvenile only				0
	Adult Misdemeanor only				0
	Adult Felony/Adult				0
	Adult Felony/Juvenile				0
	Misdemeanor/Juvenile				0
	Adult Felony/Adult Misdemeanor				0
	Total	1	0	1	1
Lake (CCA)	Adult Felony only				0
	Juvenile only				0
	Adult Misdemeanor only				0
	Adult Felony/Adult				0
	Adult Felony/Juvenile				0
	Misdemeanor/Juvenile				0
	Adult Felony/Adult Misdemeanor				0
	Total	0	0	0	0
Lake of the Woods (State)	Adult Felony only				0
	Juvenile only				0
	Adult Misdemeanor only				0
	Adult Felony/Adult	0.5			0
	Adult Felony/Juvenile				0
	Misdemeanor/Juvenile				0
	Adult Felony/Adult Misdemeanor				0
	Total	0.5	0	0	0
Le Seuer (State)	Adult Felony only	1		1	1
	Juvenile only	2		2	2
	Adult Misdemeanor only	1		1	1
	Adult Felony/Adult				0
	Adult Felony/Juvenile				0
	Misdemeanor/Juvenile				0
	Adult Felony/Adult Misdemeanor				0
	Total	4	0	4	4
Lincoln (State)	Adult Felony only	0.27			0
	Juvenile only	0.36			0
	Adult Misdemeanor only	0.12			0
	Adult Felony/Adult				0
	Adult Felony/Juvenile				0
	Misdemeanor/Juvenile				0
	Adult Felony/Adult Misdemeanor				0
	Total	0.75	0	0	0

County	Type of Service	FTE	Part Time Agents*	Full Time Agents	Total # of Agents
Lyon (State)	Adult Felony only	1.76		2	2
	Juvenile only	2.64		3	3
	Adult Misdemeanor only	3.88		5	5
	Adult Felony/Adult				0
	Adult Felony/Juvenile				0
	Misdemeanor/Juvenile				0
	Adult Felony/Adult Misdemeanor				0
	Total	8.28	0	10	10
McLeod (State)	Adult Felony only	3		3	3
	Juvenile only	2		2	2
	Adult Misdemeanor only	1		1	1
	Adult Felony/Adult				0
	Adult Felony/Juvenile				0
	Misdemeanor/Juvenile	1		1	1
	Adult Felony/Adult Misdemeanor				0
	Total	7	0	7	7
Mahnomens (State)	Adult Felony only	1		1	1
	Juvenile only	0.5		1	1
	Adult Misdemeanor only	0.5			0
	Adult Felony/Adult				0
	Adult Felony/Juvenile				0
	Misdemeanor/Juvenile				0
	Adult Felony/Adult Misdemeanor				0
	Total	2	0	2	2
Marshall (State)	Adult Felony only	0.5			0
	Juvenile only	0.5			0
	Adult Misdemeanor only				0
	Adult Felony/Adult				0
	Adult Felony/Juvenile				0
	Misdemeanor/Juvenile	0.5			0
	Adult Felony/Adult Misdemeanor				0
	Total	1.5	0	0	0
Martin (State)	Adult Felony only	1		2	2
	Juvenile only	1		1	1
	Adult Misdemeanor only	1		1	1
	Adult Felony/Adult				0
	Adult Felony/Juvenile				0
	Misdemeanor/Juvenile	1		1	1
	Adult Felony/Adult Misdemeanor				0
	Total	4	0	5	5
Meeker (State/CPO)	State				
	Adult Felony only	1		1	1
	Adult Felony/Adult				0
	Adult Felony/Adult Misdemeanor				0
	Adult Felony/Juvenile				0
	Total	1	0	1	1
	CPO				
	Adult Misdemeanor only				0
	Juvenile only				0
	Misdemeanor/Juvenile	3		3	3
Total	3	0	3	3	
	Total for both systems	4	0	4	4

County	Type of Service	FTE	Part Time Agents*	Full Time Agents	Total # of Agents
Mille Lacs (State/CPO)	State				
	Adult Felony only	3		3	3
	Adult Felony/Adult				0
	Adult Felony/Adult Misdemeanor				0
	Adult Felony/Juvenile				0
	Total	3	0	3	3
	CPO				
	Adult Misdemeanor only				0
	Juvenile only				0
	Misdemeanor/Juvenile	4		4	4
Total	4	0	4	4	
	Total for both systems	7	0	7	7
Morrison (CCA)	Adult Felony only	1.25		2	2
	Juvenile only	2		2	2
	Adult Misdemeanor only	1		1	1
	Adult Felony/Adult				0
	Adult Felony/Juvenile				0
	Misdemeanor/Juvenile				0
	Adult Felony/Adult Misdemeanor	1		1	1
	Total	5.25	0	6	6
Mower (State/CPO)	State				
	Adult Felony only	3		3	3
	Adult Felony/Adult				0
	Adult Felony/Adult Misdemeanor				0
	Adult Felony/Juvenile				0
	Total	3	0	3	3
	CPO				
	Adult Misdemeanor only				0
	Juvenile only				0
	Misdemeanor/Juvenile	5		5	5
Total	5	0	5	5	
	Total for both systems	8	0	8	8
Murray (State)	Adult Felony only	0.35			0
	Juvenile only				0
	Adult Misdemeanor only	0.25			0
	Adult Felony/Adult				0
	Adult Felony/Juvenile				0
	Misdemeanor/Juvenile	0.5			0
	Adult Felony/Adult Misdemeanor				0
Total	1.1	0	0	0	
Nicollet (State/CPO)	State				
	Adult Felony only				0
	Adult Felony/Adult				0
	Adult Felony/Adult Misdemeanor				0
	Adult Felony/Juvenile				0
	Total	0	0	0	0
	CPO				
	Adult Misdemeanor only	3		3	3
	Juvenile only	3.75	1	3	4
	Misdemeanor/Juvenile	1		1	1
Total	7.75	1	7	8	
	Total for both systems	7.75	1	7	8

County	Type of Service	FTE	Part Time Agents*	Full Time Agents	Total # of Agents
Nobles (CCA)	Adult Felony only	1.1		1	1
	Juvenile only				0
	Adult Misdemeanor only				0
	Adult Felony/Adult	0.5	1		1
	Adult Felony/Juvenile				0
	Misdemeanor/Juvenile	3		3	3
	Adult Felony/Adult Misdemeanor				0
	Total	4.6	1	4	5
Norman (CCA)	Adult Felony only				
	Juvenile only				
	Adult Misdemeanor only	0.2			
	Adult Felony/Adult	0.77		1	
	Adult Felony/Juvenile				
	Misdemeanor/Juvenile				
	Adult Felony/Adult Misdemeanor	0.8		1	
Total	1.77	0	2	0	
Olmsted (CCA)	Adult Felony only	14.8	1	14	15
	Juvenile only	9		9	9
	Adult Misdemeanor only	7		7	7
	Adult Felony/Adult				0
	Adult Felony/Juvenile				0
	Misdemeanor/Juvenile				0
	Adult Felony/Adult Misdemeanor				0
	Total	30.8	1	30	31
Otter Tail (State/CPO)	State				
	Adult Felony only	3		3	3
	Adult Felony/Adult				0
	Adult Felony/Adult Misdemeanor				0
	Adult Felony/Juvenile				0
	Total	3	0	3	3
	CPO				
	Adult Misdemeanor only				0
	Juvenile only				0
	Misdemeanor/Juvenile	5.8	1	5	6
	Total	5.8	1	5	6
Total for both systems	8.8	1	8	9	
Pennington (State)	Adult Felony only	1		2	2
	Juvenile only	1		2	2
	Adult Misdemeanor only				0
	Adult Felony/Adult				0
	Adult Felony/Juvenile				0
	Misdemeanor/Juvenile				0
	Adult Felony/Adult Misdemeanor	0.5			0
	Total	2.5	0	4	4
Pine (State/CPO)	State				
	Adult Felony only	2		2	2
	Adult Felony/Adult				0
	Adult Felony/Adult Misdemeanor				0
	Adult Felony/Juvenile				0
	Total	2	0	2	2
	CPO				
	Adult Misdemeanor only	2		2	2
	Juvenile only	2		2	2
	Misdemeanor/Juvenile	1		1	1
	Total	5	0	5	5
Total for both systems	7	0	7	7	

County	Type of Service	FTE	Part Time Agents*	Full Time Agents	Total # of Agents
Pipestone (State)	Adult Felony only	0.49		1	1
	Juvenile only				0
	Adult Misdemeanor only	0.25			0
	Adult Felony/Adult				0
	Adult Felony/Juvenile				0
	Misdemeanor/Juvenile	0.5		1	1
	Adult Felony/Adult Misdemeanor				0
	Total	1.24	0	2	2
Polk (CCA)	Adult Felony only	1.7		2	
	Juvenile only	1.6		1	
	Adult Misdemeanor only				
	Adult Felony/Adult				
	Adult Felony/Juvenile				
	Misdemeanor/Juvenile	0.16			
	Adult Felony/Adult Misdemeanor	2.37	1	2	
	Total	5.83	1	5	0
Pope (State/CPO)	State				
	Adult Felony only	0.2			0
	Adult Felony/Adult				0
	Adult Felony/Adult Misdemeanor				0
	Adult Felony/Juvenile				0
	Total	0.2	0	0	0
	CPO				
	Adult Misdemeanor only	1		1	1
	Juvenile only	1		1	1
	Misdemeanor/Juvenile				0
	Total	2	0	2	2
	Total for both systems	2.2	0	2	2
Ramsey (CCA)	Adult Felony only	64	0	64	64
	Juvenile only	38	2	37	39
	Adult Misdemeanor only	24.5	5	22	27
	Adult Felony/Adult	0	0	0	0
	Adult Felony/Juvenile	0	0	0	0
	Misdemeanor/Juvenile	0	0	0	0
	Adult Felony/Adult Misdemeanor	11.5	5	9	14
		Total	138	12	132
Red Lake (CCA)	Adult Felony only				
	Juvenile only	0.4		1	
	Adult Misdemeanor only	0.2			
	Adult Felony/Adult				
	Adult Felony/Juvenile				
	Misdemeanor/Juvenile				
	Adult Felony/Adult Misdemeanor	0.4			
	Total	1	0	1	0
Redwood (State)	Adult Felony only	1.25		1	1
	Juvenile only				0
	Adult Misdemeanor only	0.25			0
	Adult Felony/Adult				0
	Adult Felony/Juvenile				0
	Misdemeanor/Juvenile	3		3	3
	Adult Felony/Adult Misdemeanor				0
	Total	4.5	0	4	4
Renville (State)	Adult Felony only	1		1	1
	Juvenile only				0
	Adult Misdemeanor only				0
	Adult Felony/Adult				0
	Adult Felony/Juvenile				0
	Misdemeanor/Juvenile	1		1	1
	Adult Felony/Adult Misdemeanor				0
	Total	2	0	2	2

County	Type of Service	FTE	Part Time Agents*	Full Time Agents	Total # of Agents
Rice	Adult Felony only				0
(CCA)	Juvenile only	4		4	4
	Adult Misdemeanor only				0
	Adult Felony/Adult				0
	Adult Felony/Juvenile				0
	Misdemeanor/Juvenile				0
	Adult Felony/Adult Misdemeanor	6		6	6
	Total	10	0	10	10
Rock	Adult Felony only	0.05			0
(CCA)	Juvenile only				0
	Adult Misdemeanor only				0
	Adult Felony/Adult	1.5	1	1	2
	Adult Felony/Juvenile				0
	Misdemeanor/Juvenile				0
	Adult Felony/Adult Misdemeanor				0
	Total	1.55	1	1	2
Roseau	Adult Felony only				0
(State)	Juvenile only				0
	Adult Misdemeanor only				0
	Adult Felony/Adult	1.75		3	3
	Adult Felony/Juvenile				0
	Misdemeanor/Juvenile				0
	Adult Felony/Adult Misdemeanor				0
	Total	1.75	0	3	3
St. Louis	Adult Felony only	13		13	13
(CCA)	Juvenile only	10		10	10
	Adult Misdemeanor only	9		9	9
	Adult Felony/Adult	1		1	1
	Adult Felony/Juvenile	1		1	1
	Misdemeanor/Juvenile	1		1	1
	Adult Felony/Adult Misdemeanor	12		12	12
	Total	47	0	47	47
Scott	State				
(State/CPO)	Adult Felony only				0
	Adult Felony/Adult	4.75	1	4	5
	Adult Felony/Adult Misdemeanor				0
	Adult Felony/Juvenile				0
	Total	4.75	1	4	5
	CPO				
	Adult Misdemeanor only	5		5	5
	Juvenile only	5.2	2	4	6
	Misdemeanor/Juvenile	1.6	1	1	2
	Total	11.8	3	10	13
	Total for both systems	16.55	4	14	18
Sherburne	State				
(State/CPO)	Adult Felony only	3		3	3
	Adult Felony/Adult				0
	Adult Felony/Adult Misdemeanor				0
	Adult Felony/Juvenile				0
	Total	3	0	3	3
	CPO				
	Adult Misdemeanor only	4		4	4
	Juvenile only	3		3	3
	Misdemeanor/Juvenile	1		1	1
	Total	8	0	8	8
	Total for both systems	11	0	11	11

County	Type of Service	FTE	Part Time Agents*	Full Time Agents	Total # of Agents
Sibley (State)	Adult Felony only				0
	Juvenile only	1		1	1
	Adult Misdemeanor only				0
	Adult Felony/Adult				0
	Adult Felony/Juvenile				0
	Misdemeanor/Juvenile				0
	Adult Felony/Adult Misdemeanor	1		1	1
	Total	2	0	2	2
Stearns (CCA)	Adult Felony only	2		2	2
	Juvenile only	8		8	8
	Adult Misdemeanor only	2		2	2
	Adult Felony/Adult	2		2	2
	Adult Felony/Juvenile				0
	Misdemeanor/Juvenile				0
	Adult Felony/Adult Misdemeanor	14.5	1	14	15
	Total	28.5	1	28	29
Steele (State/CPO)	State				
	Adult Felony only	2		2	2
	Adult Felony/Adult				0
	Adult Felony/Adult Misdemeanor				0
	Adult Felony/Juvenile				0
	Total	2	0	2	2
	CPO				
	Adult Misdemeanor only	3		3	3
	Juvenile only	2.5	1	2	3
	Misdemeanor/Juvenile				0
Total	5.5	1	5	6	
	Total for both systems	7.5	1	7	8
Stevens (State/CPO)	State				
	Adult Felony only	0.2		1	1
	Adult Felony/Adult				0
	Adult Felony/Adult Misdemeanor				0
	Adult Felony/Juvenile				0
	Total	0.2	0	1	1
	CPO				
	Adult Misdemeanor only				0
	Juvenile only				0
	Misdemeanor/Juvenile	0.4			0
Total	0.4	0	0	0	
	Total for both systems	0.6	0	1	1
Swift (CCA)	Adult Felony only				0
	Juvenile only				0
	Adult Misdemeanor only				0
	Adult Felony/Adult				0
	Adult Felony/Juvenile				0
	Misdemeanor/Juvenile	1		1	1
	Adult Felony/Adult Misdemeanor				0
	Total	1	0	1	1
Todd (CCA)	Adult Felony only				0
	Juvenile only	2		2	2
	Adult Misdemeanor only				0
	Adult Felony/Adult				0
	Adult Felony/Juvenile				0
	Misdemeanor/Juvenile				0
	Adult Felony/Adult Misdemeanor	3		3	3
	Total	5	0	5	5

County	Type of Service	FTE	Part Time Agents*	Full Time Agents	Total # of Agents
Traverse (State/CPO)	State				
	Adult Felony only	0.2			0
	Adult Felony/Adult				0
	Adult Felony/Adult Misdemeanor				0
	Adult Felony/Juvenile				0
	Total	0.2	0	0	0
	CPO				
	Adult Misdemeanor only				0
	Juvenile only				0
	Misdemeanor/Juvenile	0.4		2	2
	Total	0.4	0	2	2
Total for both systems	0.6	0	2	2	
Wabasha (State/CPO)	State				
	Adult Felony only	0.75			0
	Adult Felony/Adult				0
	Adult Felony/Adult Misdemeanor				0
	Adult Felony/Juvenile				0
	Total	0.75	0	0	0
	CPO				
	Adult Misdemeanor only	2		2	2
	Juvenile only	1		1	1
	Misdemeanor/Juvenile	1		1	1
	Total	4	0	4	4
Total for both systems	4.75	0	4	4	
Wadena (CCA)	Adult Felony only				0
	Juvenile only	2		2	2
	Adult Misdemeanor only				0
	Adult Felony/Adult				0
	Adult Felony/Juvenile				0
	Misdemeanor/Juvenile				0
	Adult Felony/Adult Misdemeanor	2		2	2
Total	4	0	4	4	
Waseca (State/CPO)	State				
	Adult Felony only	1		1	1
	Adult Felony/Adult				0
	Adult Felony/Adult Misdemeanor				0
	Adult Felony/Juvenile				0
	Total	1	0	1	1
	CPO				
	Adult Misdemeanor only				0
	Juvenile only				0
	Misdemeanor/Juvenile	3		3	3
Total	3	0	3	3	
Total for both systems	4	0	4	4	
Washington (CCA)	Adult Felony only				0
	Juvenile only	11	2	10	12
	Adult Misdemeanor only				0
	Adult Felony/Adult				0
	Adult Felony/Juvenile				0
	Misdemeanor/Juvenile				0
	Adult Felony/Adult Misdemeanor	19	2	18	20
Total	30	4	28	32	
Watsonwan (State)	Adult Felony only	1		1	1
	Juvenile only				0
	Adult Misdemeanor only				0
	Adult Felony/Adult				0
	Adult Felony/Juvenile				0
	Misdemeanor/Juvenile	3		3	3
	Adult Felony/Adult Misdemeanor				0
Total	4	0	4	4	

County	Type of Service	FTE	Part Time Agents*	Full Time Agents	Total # of Agents
Wilkin (State/CPO)	State				
	Adult Felony only	0.2			0
	Adult Felony/Adult				0
	Adult Felony/Adult Misdemeanor				0
	Adult Felony/Juvenile				0
	Total	0.2	0	0	0
	CPO				
	Adult Misdemeanor only				0
	Juvenile only				0
	Misdemeanor/Juvenile	0.4			0
	Total	0.4	0	0	0
	Total for both systems	0.6	0	0	0
Winona (State)	Adult Felony only	3		3	3
	Juvenile only	4.5		5	5
	Adult Misdemeanor only	3.5		3	3
	Adult Felony/Adult				0
	Adult Felony/Juvenile				0
	Misdemeanor/Juvenile				0
	Adult Felony/Adult Misdemeanor				0
	Total	11	0	11	11
Wright (State/CPO)	State				
	Adult Felony only	4		4	4
	Adult Felony/Adult				0
	Adult Felony/Adult Misdemeanor				0
	Adult Felony/Juvenile				0
	Total	4	0	4	4
	CPO				
	Adult Misdemeanor only	7		7	7
	Juvenile only	6		6	6
	Misdemeanor/Juvenile	4		4	4
	Total	17	0	17	17
	Total for both systems	21	0	21	21
Yellow Medicine (CCA)	Adult Felony only				0
	Juvenile only				0
	Adult Misdemeanor only				0
	Adult Felony/Adult				0
	Adult Felony/Juvenile				0
	Misdemeanor/Juvenile	2		2	2
	Adult Felony/Adult Misdemeanor				0
Total	2	0	2	2	

Multiple-County Organizations Summarized - multiple-county CCAs, multiple-county CPOs, and Minnesota DOC					
Multiple-County CCA Organizations					
County	Type of Service	FTE	Part Time Agents*	Full Time Agents	Total # of Agents
Central	Adult Felony only	4.5	0	6	6
Minnesota	Juvenile only	6	0	6	6
Community	Adult Misdemeanor only	5	0	5	5
Corrections	Adult Felony/Adult	0	0	0	0
(Aitkin,	Adult Felony/Juvenile	0	0	0	0
Crow Wing,	Misdemeanor/Juvenile	0	0	0	0
& Morrison)	Adult Felony/Adult Misdemeanor	3	0	3	3
	Total	18.5	0	20	20
Dodge/Fillmore/ Olmsted	Adult Felony only	16.8	1	16	17
	Juvenile only	12.35	3	10	13
Community	Adult Misdemeanor only	8.6	1	8	9
Corrections	Adult Felony/Adult	0	0	0	0
	Adult Felony/Juvenile	0	0	0	0
	Misdemeanor/Juvenile	0	0	0	0
	Adult Felony/Adult Misdemeanor	0	0	0	0
	Total	37.75	5	34	39
Tri-County	Adult Felony only	1.7	0	2	2
Community	Juvenile only	2	0	2	2
Corrections	Adult Misdemeanor only	0.4	0	0	0
(Polk, Red Lake	Adult Felony/Adult	0.77	0	1	1
& Norman)	Adult Felony/Juvenile	0	0	0	0
	Misdemeanor/Juvenile	0.16	0	0	0
	Adult Felony/Adult Misdemeanor	3.57	1	3	4
	Total	8.6	1	8	9
Arrowhead	Adult Felony only	17	2	16	18
Regional	Juvenile only	15	0	15	15
Corrections	Adult Misdemeanor only	12	0	12	12
(Carlton, Cook,	Adult Felony/Adult	2	0	2	2
Koochiching,	Adult Felony/Juvenile	1	0	1	1
Lake,	Misdemeanor/Juvenile	1	0	1	1
St. Louis)	Adult Felony/Adult Misdemeanor	12	0	12	12
	Total	60	2	59	61
Rock/Nobles	Adult Felony only	1.15	0	1	1
Community	Juvenile only	0	0	0	0
Corrections	Adult Misdemeanor only	0	0	0	0
	Adult Felony/Adult	2	2	1	3
	Adult Felony/Juvenile	0	0	0	0
	Misdemeanor/Juvenile	3	0	3	3
	Adult Felony/Adult Misdemeanor	0	0	0	0
	Total	6.15	2	5	7
Todd/Wadena	Adult Felony only	0	0	0	0
Community	Juvenile only	4	0	4	4
Corrections	Adult Misdemeanor only	0	0	0	0
	Adult Felony/Adult	0	0	0	0
	Adult Felony/Juvenile	0	0	0	0
	Misdemeanor/Juvenile	0	0	0	0
	Adult Felony/Adult Misdemeanor	5	0	5	5
	Total	9	0	9	9

County	Type of Service	FTE	Part Time Agents*	Full Time Agents	Total # of Agents
Multiple-County CPO Organizations					
Mid-State	Adult Misdemeanor only	0	0	0	0
Probation	Juvenile only	0	0	0	0
(Mille Lacs & Kanabec)	Misdemeanor/Juvenile	6	0	6	6
	Total	6	0	6	6
Big Stone, Grant, Stevens,	Adult Misdemeanor only	0	0	0	0
	Juvenile only	0	0	0	0
Traverse,	Misdemeanor/Juvenile	2	0	2	2
Wilkin	Total	2	0	2	2
Number of Agents by Delivery System					
Minnesota	Adult Felony only	36.1	0	39	39
Department of	Juvenile only	24.75	0	27	27
Corrections	Adult Misdemeanor only	15.75	0	14	14
Field Services	Adult Felony/Adult	3	0	3	3
(State counties)	Adult Felony/Juvenile	0	0	0	0
	Misdemeanor/Juvenile	23.5	0	23	23
	Adult Felony/Adult Misdemeanor	1.5	0	1	1
	Total	104.6	0	107	107
Minnesota	Adult Felony only	50.2	0	48	48
Department of	Adult Felony/Adult	4.75	1	4	5
Corrections	Adult Felony/Adult Misdemeanor	0	0	0	0
Field Services	Adult Felony/Juvenile	1	0	1	1
(State/CPO counties)	Total	55.95	1	53	54
Minnesota	Adult Felony only	86.3	0	87	87
Department of	Juvenile only	24.75	0	27	27
Corrections	Adult Misdemeanor only	15.75	0	14	14
Field Services	Adult Felony/Adult	7.75	1	7	8
(Whole organization)	Adult Felony/Juvenile	1	0	1	1
	Misdemeanor/Juvenile	23.5	0	23	23
	Adult Felony/Adult Misdemeanor	1.5	0	1	1
	Total	160.55	1	160	161
CCA Counties	Adult Felony only	220.65	11	217	228
	Juvenile only	276.4	14	269	283
	Adult Misdemeanor only	98.3	13	92	105
	Adult Felony/Adult	19.77	2	19	21
	Adult Felony/Juvenile	1	0	1	1
	Misdemeanor/Juvenile	7.16	0	7	7
	Adult Felony/Adult Misdemeanor	201.77	34	187	221
	Total	825.05	74	792	866
CPO Counties	Adult Misdemeanor only	38.8	2	40	42
	Juvenile only	40.45	6	40	46
	Misdemeanor/Juvenile	56.325	3	54	57
	Total	135.575	11	134	145
All Delivery Systems	Adult Felony only	306.95	11	304	315
	Juvenile only	341.6	20	336	356
	Adult Misdemeanor only	152.85	15	146	161
	Adult Felony/Adult	27.52	3	26	29
	Adult Felony/Juvenile	2	0	2	2
	Misdemeanor/Juvenile	86.985	3	84	87
	Adult Felony/Adult Misdemeanor	203.27	34	188	222
	Total	1121.175	86	1086	1172

Appendix D
December 31, 1999 Supervised Release, Parole, and ICS Population by County

County	Adult					Certified Adult					EJJ				Juvenile			Total
	Parole	SR	ICS	CIP	ISR	Parole	SR	ICS	CIP	ISR	Parole	SR	ICS	ISR	Parole	SR	ICS	
Aitkin		6			1	1											8	
Anoka		118	8	7	18									4			155	
Becker		12		2	1	1				1				7			24	
Beltrami		15		1	12	1				1				20			50	
Benton		8		1	2									2			13	
Big Stone														1			1	
Blue Earth		30	1	3	12	2				1		1		3			53	
Brown		2		1	1									9			13	
Carlton		9												1			10	
Carver		4		2										19			25	
Cass		14			8									1			23	
Chippewa		3			1												4	
Chisago		7												3			10	
Clay		18	3	2	2									1			26	
Clearwater		3		1	2									1			7	
Cottonwood		2			2												4	
Crow Wing		29	1	3	1									1			35	
Dakota		52	4	3	16	2				3			1	3			83	
Dodge		2															2	
Douglas		9	1											1			11	
Faribault		2												3			5	
Fillmore		7			2									2			11	
Freeborn		5			2									7			14	
Goodhue		11				1								8			20	
Hennepin		814	11	41	127	18				8		5		46			1070	
Houston		1												1			2	
Hubbard		7	1											1			9	
Isanti		7			2									3			12	
Itasca		17	1		2									10			30	
Jackson		1			3												4	
Kanabec		4		1										4			9	
Kandiyohi		20		2													22	
Kittson														1			1	
Koochiching		6															6	
Lac Qui Parle		1															1	
Le Sueur		7			1									1			9	
Lincoln		2															2	
Lyon		2				1								3			6	
McLeod		5	2		1												8	
Mahnomen		6	1		1									7			15	
Marshall		3		1										1			5	
Martin		12				1											13	
Meeker		6			2					1				3			12	
Mille Lacs		8	1		8									14			31	
Morrison		6			4					1							11	
Mower		7	1		5									5			18	
Murray		3															3	
Nicollet		9	1		12									6			28	
Nobles		3															3	

County	Adult					Certified Adult					EJJ				Juvenile			Total
	Parole	SR	ICS	CIP	ISR	Parole	SR	ICS	CIP	ISR	Parole	SR	ICS	ISR	Parole	SR	ICS	
Norman		2					1											3
Olmsted		27		2	17			1						5				52
Otter Tail		14												6				20
Pennington		6	1		1									1				9
Pine		17												4				21
Pipestone		2												1				3
Polk		15		3														18
Pope		2																2
Ramsey		521	42	33	96		11			6		1	1	11				722
Red Lake		4			1													5
Redwood		8			1		2							6				17
Renville		4		1						1				2				8
Rice		14	1		4									4				23
Rock		1																1
Roseau		1												1				2
St. Louis		120		5	1		6					1		5				138
Scott		24		6			1							1				32
Sherburne		14	1	3	9									10				37
Sibley		1			1													2
Stearns		32	13		14					1				7				67
Steele		4	3	1	2									4				14
Stevens		4																4
Todd		4		1	1													6
Wabasha		3																3
Wadena		7																7
Waseca		2			3									1				6
Washington		34	1	1	8					1		1		4				50
Watonwan			1	1	1									4				7
Wilkin		1												1				2
Winona		7												4				11
Wright		24			8									16				48
Yellow Medicine		4		1						1								6
Unknown		33					1								1			35
Interstate		128			4		4							14				150
Total		2409	100	129	423		54	1	1	25		9	2	315	1			3469
Total In-State		2281	100	129	419		50	1	1	25		9	2	301	1			3319
CCA Counties		1879	82	103	323		41			21		9	2	96				2556
Non-CCA Counties		530	18	26	100		13	1	1	4				219	1			913
Metro		1567	66	93	265		32			18		7	2	88				2138
Non-Metro		842	34	36	158		22	1	1	7		2		227	1			1331

	Adult	Certified Adult	EJJ	Juvenile	Total
Parole	0	0	0	315	315
Supervised Release	2409	54	9	1	2473
ICS	100	1	0	0	101
CIP	129	1	0	0	130
ISR	423	25	2	0	450
Total	3061	81	11	316	3469
Female	249	1	0	33	283
Male	2812	80	11	283	3186
Total	3061	81	11	316	3469
American Indian	220	9	2	52	283
Black	1122	28	4	48	1202
Other	40	5	0	10	55
Hispanic	139	9	2	22	172
White	1539	30	3	183	1755
Unknown	1	0	0	1	2
Total	3061	81	11	316	3469

Appendix E
Court Service Services in Minnesota (Map)

Court Services in Minnesota

