

STATE OF MINNESOTA

HOUSE OF REPRESENTATIVES
EIGHTY-FIRST LEGISLATIVE SESSION

1999-2000

1999 - 2000 REGULAR SESSIONS AT A GLANCE

- ◆ **118 LEGISLATIVE DAYS USED**
- ◆ **8016 TOTAL HOUSE FILES AND SENATE FILES INTRODUCED**
- ◆ **4181 HOUSE FILES INTRODUCED**
 - 3422 House files with Senate companions
 - 188 Became law in 1999-2000 Biennium (This does not include HF resolutions.)
 - 106 Became law in 1999 (Includes 9 HFs enacted with line item vetoes and 3 HFs that became law without governor's signature.)
 - 82 Became law in 2000 (Includes 3 HFs enacted with line item vetoes, and 1 HF that was vetoed by the governor, veto overridden by the legislature and bill enacted into law.)
- ◆ **3835 SENATE FILES INTRODUCED**
 - 3422 Senate files with House companions
 - 301 Became law in 1999-2000 Biennium (This does not include SF resolutions.)
 - 139 Became law in 1999 (Includes 3 SFs enacted with line item vetoes; 1 SF vetoed, veto overridden by the legislature and bill enacted into law; and 2 SFs that became law without governor's signature.)
 - 162 Became law in 2000 (There were no SFs enacted with line item vetoes.)
- ◆ **506 BILLS PRESENTED TO GOVERNOR** (Includes 5 resolutions: 2 HFs and 3 SFs.)
 - 501 Chapters presented to governor
 - 489 Chapters were enacted (Includes 5 bills that became law without governor's signature and 12 bills with line item vetoes.)
 - 14 Vetoed by governor (SF303 and HF2809 vetoed by governor, vetoes overridden by legislature and bills enacted into law.)
 - 5 Resolutions presented to governor (2 HFs and 3 SFs, all signed by the governor.)

2001

The 2001 Legislative Session will convene on Wednesday, January 3, 2001, at 12:00 Noon pursuant to MS 3.011.

TABLE A
BILLS TO GOVERNOR

	1999	2000	1999-2000
Bills to governor	253	253	506
Resolutions	3	2	5
Possible chapters of law	250	251	501
Vetoed	6 ¹	8 ²	14
Chapters enacted	245 ³	244 ⁴	489
Chapters signed by governor without line item vetoes. (Does not include bills vetoed by the governor and overridden by the legislature: 1999-SF303; 2000-HF2809.)	227	240	467
Chapters signed with line item vetoes	12	3	15
Chapters containing line items that were vetoed by the governor but vetoes were overridden by the legislature	0	1 ⁵	1
Became law without governor's signature	5	0	5

¹Includes SF303, vetoed by governor, veto overridden by the legislature and bill enacted into law.

²Includes HF2809, vetoed by governor, veto overridden by the legislature and bill enacted into law.

³Includes SF303, vetoed by governor, veto overridden by the legislature and bill enacted into law.

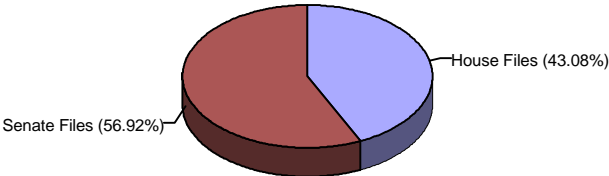
⁴Includes HF2809, vetoed by governor, veto overridden by the legislature and bill enacted into law.

⁵HF4078, omnibus bonding bill, four line items vetoed by the governor were overridden by the legislature and enacted into law.

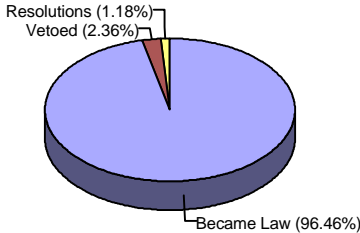
TABLE B
BILLS TO GOVERNOR

1999

Bills to Governor

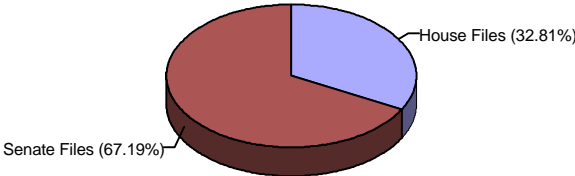


Disposition of Bills to Governor



2000

Bills to Governor



Disposition of Bills to Governor

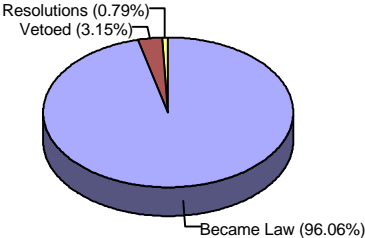


TABLE C
BILLS SENT TO THE GOVERNOR

This chart uses the total number of bills that were sent to the governor for each year. Therefore, it includes resolutions and vetoed bills and does not reflect the number of bills which were enacted into law.

HOUSE FILES

	1999		2000		TOTAL	TOTAL
House files sent to governor						
HF's amended by the Senate	57		53			110
<i>HF's concurred in and repassed as amended by the Senate</i>		30		29	59	
<i>HF's sent to conference, CCRs adopted and bills repassed as amended by conference</i>		27		24	51	
HF's passed by the Senate without amendments	52		30			82
TOTAL HF's SENT TO GOVERNOR	109		83			192

SENATE FILES

	1999		2000		TOTAL	TOTAL
Senate files sent to governor						
SF's amended by the House	74		92			166
<i>SF's concurred in and repassed as amended by the House</i>		33		54	87	
<i>SF's sent to conference, CCRs adopted and bills repassed as amended by conference</i>		41		38	79	
SF's passed by the House without amendments	70		78			148
TOTAL SF's SENT TO GOVERNOR	144		170			314

TABLE D
Comparison of Bienniums 1991-1992 through 1999-2000

	1991-1992	1993-94	1995-96	1997-98	1999-2000
Legislative days used	100	106	113	109	118
House files introduced	3054	3244	3293	3884	4181
House files passed both bodies and sent to governor	331	361	269	140	192
House files assigned resolution numbers	9	2	3	5	2
House files vetoed by governor	10	24	15	7	3
House files that became law	312	335	251	128	188
Senate files introduced	2803	2934	2892	3425	3835
Senate files passed both and bodies sent to governor	273	292	206	276	314
Senate files assigned resolution numbers	1	2 ⁶	1	3	3
Senate files vetoed by governor	8	19	17	19	11 ⁷
Senate file chapter recalled from governor	-	-	-	2	--
Senate files that became law	264	271	188	252	301
TOTAL--HFs and SFs introduced	5857	6178	6185	7309	8016
TOTAL--HFs and SFs sent to governor	604	653	475	416	506
TOTAL--Chapters recalled from governor	--	--	--	2 ⁸	--
TOTAL--Bills assigned Resolution Numbers	10	4 ⁹	4	8	5
TOTAL--Bills vetoed by governor	18 ¹⁰	43	32	26	14 ¹¹
TOTAL--Bills enacted into law	576	606	439	380	489 ¹²
TOTAL--Bills enacted with line item vetoes	18	11	14	8	15
TOTAL--Bills enacted without governor's signature	6	1	6	9	5

⁶ SF1232 (1993) passed both bodies and was assigned a resolution number. However, the bill was returned from the governor with a veto message, and therefore was not included under this category.

⁷ Includes SF303 (1999) vetoed by governor, veto overridden by the legislature and bill enacted into law.

⁸ SF463 (1997) passed both bodies and was assigned a chapter number. However, the bill was recalled from the governor by the Senate on 3/26/97 and was laid on the table. SF2586 (1998) passed both bodies and was assigned a chapter number. However, the bill was recalled from the governor by the Senate on 4/9/98.

⁹ SF1232 (1993) Although four bills were passed by both bodies and were assigned resolution numbers, only three of them were signed. SF1232 was returned from the governor with a veto message and therefore is included in the vetoed by governor statistics.

¹⁰ (1991) There were an additional 14 bills that were vetoed by the governor, however, because of the timing of the governor's veto of these chapters, the Ramsey County District Court found the attempted vetoes to be invalid.

¹¹ Includes SF302 (1999) and HF2809 (2000) vetoed by governor, vetoes overridden by the legislature and bills enacted into law.

¹² Includes SF302 (1999) and HF2809 (2000), vetoed by governor, vetoes overridden by the legislature and bills enacted into law.

1999-2000 SESSIONS IN DETAIL

LEGISLATIVE DAYS	1999	2000	TOTAL
Convened 12:00 Noon, Tuesday, January 5, 1999	67	--	--
Adjourned 12:00 Midnight, Monday, May 17, 1999			
The legislature reconvened at 12:00 Noon, Tuesday, February 1, 2000	--	51	118
Senate adjourned sine die at 2:44 a.m., Thursday, May 18, 2000			
House adjourned sine die at 5:34 a.m., Thursday, May 18, 2000			
<i>NOTE: Although the sine die adjournment calendar dates are Thursday, May 18, 2000, the last legislative day' in the biennium was Wednesday, May 17. Legislative day' is defined in Minnesota Statutes 3.012 as follows: "A legislative day is a day when either house of the legislature is called to order. A legislative day begins at seven o'clock a.m. and continues until seven o'clock a.m. of the following calendar day."</i>			

Percentages given under 2000 data information is figured on the number of bills introduced in that year, however, 1999 bills acted on in 2000 do affect that percentages recorded.

HOUSE FILES	1999	2000	TOTAL
Introduced as of May 17, 1999	2475	1706	4181
Introduced as of May 17, 2000			
House files with Senate file companions	2053	1369	3422
<i>Percentage of all House files introduced each year and total for biennium.</i>	<i>82.94%</i>	<i>80.25%</i>	<i>81.85%</i>
Passed the House and were transmitted to Senate	154	95	249
<i>Percentage of all House files introduced each year and total for biennium.</i>	<i>6.22%</i>	<i>5.57%</i>	<i>5.95%</i>
Read for the first time in Senate (1999-HF1346 passed the House but wasn't read in the Senate until 2000.)	153	96	249
<i>Percentage of all House files introduced each year and total for biennium.</i>	<i>6.18%</i>	<i>5.63%</i>	<i>5.95%</i>
Passed both bodies at least once	113	85	198 ¹³
<i>1999--Includes 4 House files: HF15 and HF2067, motion for conference in House, conference committee discharged pursuant to joint rule 3.02 (adjournment of odd-year session); HF50, amended by Senate, motion to refuse to concur laid on table in the House; and HF928, amended by Senate and at House desk at adjournment.</i>			
<i>2000--Includes 2 House files: HF1415, H adopted CC report and repassed bill, Senate returned bill to conference, no action on part of House; HF2190, amended by the Senate, motion to concur with Senate amendments, bill was laid on the table in the House.</i>			
Passed both bodies and sent to governor	109	83 ¹⁴	192
<i>Percentage of all House files introduced each year and total for biennium.</i>	<i>4.40%</i>	<i>4.87%</i>	<i>4.59%</i>

¹³ HF2067, conference committee was discharged in 1999, pursuant to joint rule 3.02; the bill was returned to conference in 2000 and became law.

¹⁴ Includes seven House files introduced in 1999 which were enacted in 2000.

HOUSE FILES, continued	1999	2000	TOTAL
Resolutions-House file resolutions assigned resolution numbers	2	0	2
House files/Possible Chapters of Law (<i>Excludes resolutions.</i>)	107	83	190
Vetoed by governor (<i>Includes 2000: HF2809, vetoed by governor, veto overridden by the legislature and bill enacted into law.</i>)	1	2	3
<i>Percentage figured on all 109 House files sent to the governor in 1999 and all 83 House files sent to the governor in 2000, and the two-year total.</i>	0.92%	2.40%	1.56%
Enacted into law-- NOTE: 1999 includes 9 House files with line item vetoes and 3 House files that became law without governor's signature and 2000 includes 3 House files with line item vetoes.	106	82¹⁵	188
<i>Percentage based on total number of House files introduced</i>	4.28% (2475)	--	4.50% (4181)
<i>Percentage based on total number of enacted House files</i>	43.26% (245)	--	38.36% (490)
Enacted into law with line item vetoes	9	3	12
Enacted into law as passed by the legislature (<i>This category does not include line item vetoed House files.</i>)	97	79	176
<i>Percentage based on total number of House files introduced</i>	3.92% (2475)	--	4.21% (4181)
<i>Percentage based on total number of enacted House files</i>	91.50% (106)	--	93.62% (188)
Enacted into law without governor's signature	3	0	3
HOUSE CONCURRENT RESOLUTIONS			
House concurrent resolutions introduced	0	1	1
Adopted by both bodies	0	0	0
HOUSE RESOLUTIONS			
House resolutions introduced	11	14	25
Adopted by both bodies	4	10	14
SENATE FILES			
Introduced as of May 17, 1999	2285	1550	3835
Introduced as of May 17, 2000			

¹⁵Includes HF2809, vetoed by governor, veto overridden by the legislature and bill enacted into law.

SENATE FILES, continued	1999	2000	TOTAL
Senate files with House file companions	2052	1370	3422
<i>Percentage of all Senate files introduced each year and total for biennium.</i>	89.80%	88.38%	89.23%
Passed by the Senate-- <i>Percentage of all Senate files introduced each year and total for biennium.(The numbers given include 5 Senate files: SF1058, relating to capital bonding (1999); and SF2222, omnibus early childhood, SF2657, omnibus tax, SF3793, omnibus transportation finance, and SF3811, omnibus bonding (2000); ¹⁶ The numbers also include 6 SFs passed by the Senate, transmitted to the House, and at the House Desk at adjournment.)</i>	209 9.15%	230 14.83%	439 11.45%
Transmitted to the House	208	226	434
Read for the first time in the House	208	220	428
<i>Percentage of all Senate files introduced each year and total for biennium.</i>	9.10%	14.19%	11.16%
Passed both bodies and were sent to governor	144	170	314
<i>Percentage of all Senate files introduced each year and total for biennium.</i>	6.30%	10.96%	8.18%
Resolutions-Senate file resolutions assigned resolution numbers	1	2	3
Senate files/Possible Chapters of Law (excludes resolutions)	143	168	311
Vetoed by governor (<i>Includes SF303, vetoed by governor, veto overridden by legislature and bill enacted into law.</i>)	5	6	11
<i>Percentage figured on all 144 Senate files sent to the governor in 1999 and all 170 Senate files sent to the governor in 2000, and the two-year total.</i>	3.47%	3.53%	3.50%
Enacted into law--1999-- <i>Includes 3 Senate files with line item vetoes and 2 Senate files that became law without governor's signature; and SF303, vetoed by governor, veto overridden by legislature and bill enacted into law</i>	139	162	301
2000-- <i>There were no SFs with line item vetoes or bills that became law without governor's signature.</i>			
<i>Percentage based on total number of Senate files introduced</i>	6.08% (2285)	--	7.85% (3835)
<i>Percentage based on total number of enacted Senate files</i>	56.73% (245)	--	61.55% (489)
Enacted into law with line item vetoes	3	0	3
Enacted into law as passed by the legislature (<i>This category does not include line item vetoed Senate files.</i>)	136	162	298

¹⁶Article 4, Sec. 18, of the Constitution of the state of Minnesota clearly states: "All bills for raising revenue shall originate in the house of representatives, but the senate may propose and concur with the amendments as on other bills." NOTE: Although this section of the Constitution only refers to taxing and bonding bills, the Senate frequently will work on other appropriations bills for the purpose of expediting the process. While waiting for the HF to be transmitted from the House, the Senate will often take the Senate companion or another designated SF and amend the bill and lay it on the table. When the HF is transmitted to the Senate, they will take up the House file, delete everything after the enacting clause, and insert the language of the SF companion or designated bill that was worked on during the Senate floor session.

<i>Percentage based on total number of Senate files introduced</i>	5.95%	--	7.77%
	(2285)		(3835)

<i>Percentage based on total number of enacted Senate files</i>	97.84%	--	99.0%
	(139)		(301)

Enacted into law without governor's signature	2	0	2
---	---	---	---

SENATE CONCURRENT RESOLUTIONS	1999	2000	TOTAL
--------------------------------------	-------------	-------------	--------------

Senate concurrent resolutions introduced	9	5	14
--	---	---	----

Adopted by both bodies	8 ¹⁷	5	13
------------------------	-----------------	---	----

SENATE RESOLUTIONS

Senate resolutions introduced	77 ¹⁸	98	175
-------------------------------	------------------	----	-----

Adopted by Senate	19	7	26
-------------------	----	---	----

HOUSE FILES AND SENATE FILES

CONCURRENCE AND REPASSAGE	1999	2000	TOTAL
----------------------------------	-------------	-------------	--------------

HOUSE FILES

House files, motion to concur in Senate amendments	30	30 ¹⁹	60
--	----	------------------	----

House files, motion to concur in Senate amendments prevailed	30	29	59
--	----	----	----

House files concurred in and repassed as amended by the Senate	30	29	59
--	----	----	----

<i>Percentage based on the total number of House files sent to the governor</i>	27.52%	34.93%	30.73%
	(109)	(83)	(192)

House files concurred in and repassed that became law	29	29	58
---	-----------	-----------	-----------

<i>Percentage based on the total number of House files that became law</i>	27.36%	35.36%	30.85%
1999--Includes 1 line-item vetoed House file concurred in and repassed.	(106)	(82)	(188)

*This number excludes 1 House file assigned a resolution number.
2000--Includes HF2809, vetoed by governor, overridden by legislature and enacted into law.*

SENATE FILES

Senate files, motion to concur in House amendments prevailed	33	54	87
--	----	----	----

Senate files concurred in and repassed as amended by the House	33	54	87
--	----	----	----

<i>Percentage based on the total number of Senate files sent to the governor</i>	22.91%	31.76%	27.70%
	(144)	(170)	(314)

¹⁷ All nine Senate concurrent resolutions were adopted by both bodies once, however, SC7, relating to revenue targets, was amended by the House, returned to the Senate and was laid on the table.

¹⁸ Although the resolutions number 1 through 89, only 77 were introduced. The following resolutions were not introduced: 60,61,67,70-77, and 80

¹⁹ HF 2190 (2000), motion to concur failed, bill laid on the table.

Senate files concurred in and repassed that became law	30	49	79
<i>Percentage based on the total number of Senate files that became law</i>	<i>21.58%</i>	<i>30.25%</i>	<i>26.25%</i>
<i>1999--Excludes 2 Senate files concurred in and repassed that were vetoed by the governor, and 1 Senate file assigned a resolution number.</i>	<i>(139)</i>	<i>(162)</i>	<i>(301)</i>
<i>2000--Excludes 5 Senate files concurred in, repassed, and vetoed by the governor.</i>			

TOTAL House and Senate files concurred in and repassed	63	83	146
--	----	----	-----

TOTAL House/Senate files concurred, repassed, and became law	59	79	138
--	----	----	-----

BILLS SENT TO CONFERENCE COMMITTEE	1999	2000	TOTAL
HOUSE FILES IN CONFERENCE			

House sent House files to conference committees	29	25	54
---	----	----	----

Senate acceded to request on House files	29	25	54
--	----	----	----

House adopted conference committee reports on House files	29	25	54
---	----	----	----

Senate adopted conference committee reports on House files (<i>Note: The conference committee report on HF1415 was rejected by the Senate and returned to conference; the House took no further action on the bill.</i>)	29	24	53
--	----	----	----

Bills repassed by both bodies as amended by conference committee and transmitted to governor (<i>Note: 1999--HF15 and HF2067 were never reported out of conference committee</i>)	27	24	51
---	----	----	----

Conference committee bills on House files enacted into law	26	24	50
--	-----------	-----------	-----------

<i>Percentage based on the total number of House files that became law</i>	<i>24.53%</i>	<i>29.26%</i>	<i>26.60%</i>
<i>1999--Includes 8 House files signed with line item vetoes and 2 HFs that became law without the governor's signature. Does not include 1 House file repassed as amended by conference and vetoed by the governor.</i>	<i>(106)</i>	<i>(82)</i>	<i>(188)</i>

<i>2000--Includes 3 House files signed with line item vetoes.</i>			
---	--	--	--

Conference committee bills on House files vetoed by governor	1	0	1
--	---	---	---

BILLS SENT TO CONFERENCE COMMITTEE	1999	2000	TOTAL
SENATE FILES IN CONFERENCE			

Senate sent Senate files to conference committees	44	43	87
---	----	----	----

House acceded to request on Senate files	44	43	87
--	----	----	----

Senate adopted conference committee reports	44	39	83
---	----	----	----

House adopted conference committee reports	44	38	82
--	----	----	----

Senate repassed Senate files as amended by conference	41	39	80
---	----	----	----

House repassed Senate files as amended by conference	41	38	79
--	----	----	----

Bills repassed by both bodies as amended by conference and transmitted to governor	41	38	79
--	----	----	----

Conference committee reports on Senate files enacted into law	40	37	77
---	-----------	-----------	-----------

<i>Percentage based on the total number of Senate files that became law</i>	<i>28.77%</i>	<i>22.84%</i>	<i>25.58%</i>
<i>1999--Includes 3 Senate files signed with line item vetoes and 2 Senate files which became law without governor's signature. Does not include 1 Senate file repassed as amended by conference and vetoed by governor.</i>	<i>(139)</i>	<i>(162)</i>	<i>(301)</i>

<i>2000--Does not include 1 Senate file repassed as amended by conference and vetoed by the governor.</i>			
---	--	--	--

Conference committee reports on Senate files vetoed by governor	1	1	2
TOTAL House and Senate files sent to conference	73	68	141
TOTAL Conference committee reports adopted by both bodies	68	62	130
TOTAL Bills repassed as amended by conference and sent to governor	68	62	130
<i>Percentage based on the total number of Chapters sent to governor--Does not include resolutions</i>	<i>27.2%</i> (250)	<i>24.7%</i> (251)	<i>25.9%</i> (501)
TOTAL Bills repassed as amended by conference and enacted into law	66	61	127
<i>Percentage based on the total number of enacted Chapters--Includes bills with line item vetoes</i>	<i>26.93%</i> (245)	<i>25.06%</i> (244)	<i>25.97%</i> (489)

BILLS VETOED BY GOVERNOR

Year Vetoed	HF	SF	Chapter	Short Description
1999	1235	692	204	Animal feedlot regulations modified.
	462	303	106	Seat belt and child restraint system use civil action evidence admissibility provisions clarified. <i>NOTE: The legislature overrode the governor's veto; the Senate acted on the override on April 28, 1999, and the House on May 17, 1999. The bill was enacted into law.</i>
	564	609	27	Automatic landscape irrigation system rain checks required.
	1097	1188	82	Uniform municipal contracting law; bid solicitation dollar amount minimum increased and qualified cooperative purchasing exemption provided.
	1544	1609	167	Uniform municipal contracting law; local units of government joint and cooperative purchasing contract exemption provided.
	2386	2223	242	Omnibus state departments appropriations bill. <i>NOTE: The governor stated in his veto message on this bill that he was vetoing the bill to prevent confusion because the legislature had passed another Omnibus state departments appropriations bill that was styled as HF878. HF878 was passed well after SF2223 was passed by the legislature. HF878 contained a provision that, in the case that both bills were enacted, SF2223 would have been repealed.</i>
2000	118	160	277	Appointed commissioners required to serve as acting commissioners pending senate approval and temporary service limited to 18 months.
	2809	2631	310	Ah-Gwah-Ching nursing center admissions criteria clarified, and center required to provide information on and promote geriatric rapid assessment stabilization program. <i>NOTE: The legislature overrode the governor's veto: The House acted on the override on April 4, 2000, and the Senate on April 17, 2000. The bill was enacted into law.</i>
	262	76	383	DWI; vehicle forfeiture proceedings held at the same time as implied consent hearings requirement eliminated.

2229	884	397	Reduced marriage license fee provided for couples who obtain premarital counseling and dissolution proceedings filing fee increased.
3629	2385	448	Public hospital administrators, pharmacists, and psychologists compensation limit exemption provided.
N/C	2484	425	Motor vehicles required to be driven in the right-hand lane except when passing another vehicle.
3566	3291	388	Motor vehicles towed at request of law enforcement; extent of lien clarified; and notice provided to owner for towing, sale, and right to reclaim.
3652	3387	412	Abortion informed consent required, civil remedies provided, and money appropriated.

BILLS WITH LINE ITEM VETOES

NOTE: Companion numbers in parentheses indicate the bill was not the original companion file.

Year of LIV	HF	SF	Chapter	Short Description
1999	414	428	45	Swine pseudo rabies control program extended; reimbursement to veterinarians provided; financial management assistance to farmers provided; and money appropriated.
	878	1464	250	Omnibus state departments appropriations bill.
	1467	2222	205	Omnibus Early childhood and family education appropriations bill.
	2205	(1058)	240	Omnibus bonding bill and money appropriated.
	2333	2242	241	Omnibus K-12 education appropriations bill.
	2380	2235	214	Omnibus higher education appropriations bill.
	2387	2217	238	Omnibus transportation appropriations bill.
	2390	2227	223	Omnibus economic development appropriations bill.
	2420	(1276)	243	Omnibus tax bill and money appropriated.
	(2404)	2221	216	Omnibus judiciary finance/crime prevention appropriations bill.
	(2412)	2225	245	Omnibus health and human services appropriations bill.
	(2388)	2226	231	Omnibus environment, natural resources, and agriculture appropriations bill.
2000	2699	(3798)	488	Omnibus state government supplemental appropriations bill.
	2891	(3793)	479	Omnibus transportation appropriations bill.
	4078	(3811)	492	Omnibus bonding bill.

VETO OVERRIDE ATTEMPTS 1999-2000

VETOED BILLS

Year Vetoed	HF	SF	CH	Short Description	Overridden	Notes
1999	462	303	106	Seat belt and child restraint system use civil action evidence admissibility provisions clarified	YES	Veto override action took place in 1999
2000	118	160	277	Temporary service of commissioners before appointment confirmed by Senate	NO	
2000	2229	884	397	Reduced fee for marriage license applicants who participate in premarital education	NO	Senate overrode veto; veto override attempt failed in House
2000	2809	2631	310	Ah-Gwah-Ching nursing center clarified, and center required to provide information on and promote geriatric rapid assessment stabilization program	YES	

LINE ITEM VETOES

Year Vetoed	HF	SF	CH	Description	Overridden	Notes
1999	2205	1058	240	Art. 1, Sec. 8, subd 4, p. 5, lines 1-15 WORLD WAR II VETERANS MEMORIAL	NO	Veto override attempt took place in 2000
1999	2205	1058	240	Art. 1, Sec. 7, subd. 2, p. 4, lines 9-17 LAZARUS CREEK FLOODWATER RETENTION PROJECT	NO	Veto override attempt took place in 2000
2000	2699	3798	488	Art. 4, Sec. 5, subd. 5, p. 75, lines 15-26 TRAINED DOGS; MONEY TO PURCHASE DOGS TRAINED TO DETECT AND LOCATE CONTROLLED SUBSTANCES	NO	
2000	2699	3798	488	Art. 4, Sec. 7, p. 76, lines 34-40 ADULT DETENTION FACILITIES GRANT MONEY FOR CONSTRUCTION OF NEW FACILITIES	NO	

VETO OVERRIDE ATTEMPTS 1999-2000---LINE ITEM VETOES, continued

Year Vetoed	HF	SF	CH	Short Description	Overridden	Notes
2000	2891	3793	479	Art. 1, Sec. 5, p. 8, lines 4-16 TRAVEL INFORMATION CENTERS; THREE STAFFED TRAVEL INFORMATION CENTERS, UPPER MINNESOTA RIVER TOURISM INITIATIVE	NO	
2000	4078	3811	492	Art. 1, Sec 5, subd. 11, p. 14, lines 47-55 MULTICULTURAL DEVELOPMENT GRANTS	YES	
2000	4078	3811	492	Art. 1, Sec. 7, subd. 30, p. 21, lines 6-14 ST. CROIX VALLEY HERITAGE CENTER	NO	
2000	4078	3811	492	Art. 1, Sec. 10, subd. 5, p. 24, lines 11-22 MINNESOTA CENTER FOR AGRICULTURAL INNOVATION	NO	
2000	4078	3811	492	Art. 1, Sec. 14, p. 26, lines 46-54, and page 27, lines 1-5 LANESBORO; ROOT RIVER CENTER FOR THE ARTS	YES	1st attempt in House failed; reconsidered and overridden
2000	4078	3811	492	Art. 1, Sec. 14, subd. 3, p. 27, lines 6-21 GUTHRIE THEATRE; CONSTRUCTION OF NEW FACILITY	YES	
2000	4078	3811	492	Art. 1, Sec. 18, subd. 2, p. 29, lines 52-61 and p. 30, lines 1-8 ORGAN DONOR VEHICLE	YES	1st attempt in House failed; reconsidered and overridden
2000	4078	3811	492	Art. 1, Sec. 22, Subd. 7, p. 35, lines 59-60, and p. 36, lines 1-3 LANDFALL HOUSING AND REDEVELOPMENT AUTHORITY; MONEY FOR REPAIR OF RETAINING WALLS	NO	
2000	4078	3811	492	Art. 1, Sec. 22, subd. 9, p. 36, lines 11-26 COLD WEATHER TESTING CENTER	NO	

BECAME LAW WITHOUT GOVERNOR'S SIGNATURE

Year Filed	HF	SF	Chapter	Short Description
1999	1	106	112	Agricultural assistance provided to at-risk farmers based on acreage; livestock producer property tax refund provided; and money appropriated.
	270	470	130	Minnesota comprehensive health insurance policies providing number one or two plan benefits prohibited from imposing a maximum lifetime benefit limit.
	359	684	125	Public utilities commission subcommittees established and commissioners designated, and petitions deemed approved unless set aside for affirmative action.
	949	383	162	Midwifery licensure requirements clarified, and money appropriated.
	625	746	132	Grand Rapids Township authorized to hold November general elections, and Grand Rapids public utilities commission increased to five members.
2000	--	--	--	NOTE: There were no bills in 2000 which became law without the governor's signature.

BILLS PASSED AND ASSIGNED RESOLUTION NUMBERS

Year Filed	HF	SF	Res. No.	Short Description
1999	426	534	Res. 3	BWCA and Superior National Forest; President and Congress memorialized to expedite state and federal land exchange for the purpose of enabling proper discharge of each government's management duties.
	544	638	Res. 1	Ontario; Office of the United States Trade Representative urged to resolve Canadian international trade agreement violations effecting Minnesota tourism.
	719	757	Res. 2	Tobacco; Congress memorialized to enact legislation prohibiting federal recoupment of state tobacco settlement funds.
2000	N/C	2348	Res. 4	POW/MIA; President and Congress memorialized to take necessary action to obtain the release of American prisoners in North Korea, China, Russia, and Vietnam.
	4178	3835	Res. 5	BWCAW; President and President's Council on Environmental Quality memorialized to expedite the reduction of fuel loading within the boundary waters canoe area wilderness.