

960382

LEGISLATIVE REFERENCE LIBRARY



3 0307 00012 7863



MINNESOTA OFFICE OF THE STATE AUDITOR

1995

LOCAL GOVERNMENT
LOBBYING EXPENDITURES



JUDITH H. DUTCHER
STATE AUDITOR

JK
6174.5
.L64
1995

Pursuant to Minn. Stat. 6.76

The Office of the State Auditor is a Constitutional Office which serves as a watchdog for Minnesota taxpayers and helps to assure integrity, accountability, and cost-effectiveness in government throughout the state.

Through financial, compliance, and special audits, the Office of the State Auditor helps to assure that local governments hold themselves to the highest standards of integrity. The Office works actively with local government officials to find more efficient and cost effective ways to spend tax dollars.

The Office performs approximately 200 audits per year. The State Auditor has oversight responsibilities for 4,300 local units of governments throughout the state. The local units of government include:


- 1796 townships
- 853 cities
- 481 educational districts
- 87 counties
- 719 police and fire relief association funds
- 142 housing and redevelopment authorities
- 22 port authorities
- 91 soil and water conservation districts
- 150 (approximate) special districts

Through its reports and research, the Office helps local governments find new ways to provide essential services more economically and efficiently, in order that they may respond to growing needs with limited financial resources.

The State Auditor serves on the State Executive Council, State Board of Investment, Land Exchange Board, Public Employee's Retirement Association Board, Minnesota Housing Finance Agency, Rural Finance Administration Board, and Board of Government Innovation and Cooperation.

Local Government
Lobbying Expenditures

For the Year Ended December 31, 1995



August 13, 1996

Governmental Information Division
Office of the State Auditor
State of Minnesota

Suite 400, 525 Park Street, St. Paul, MN 55103 • (612) 297-3682

RECEIVED

AUG 16 1996

LEGISLATIVE REFERENCE LIBRARY
STATE OFFICE BUILDING
ST. PAUL, MN 55155

TABLE OF CONTENTS

Summary of 1995 Local Government Lobbying Expenditures 1

DATA TABLES

**Table 1 - 1995 Local Government Lobbying Expenditures
Employee and Contract Lobbyists 8**

**Table 2 - 1995 Local Government Lobbying Expenditures
Employee Lobbyists 16**

**Table 3 - 1995 Local Government Lobbying Expenditures
Contract Lobbyists 18**

**Table 4 - 1995 Local Governments Lobbying Expenditures
Lobbyist Contracts 25**

**Table 5 - 1995 Lobbying Expenditures by Local Government
Organization 30**

Scope and Methodology of Report 31

Appendix A - Office of the State Auditor Lobby Disclosure Form 35

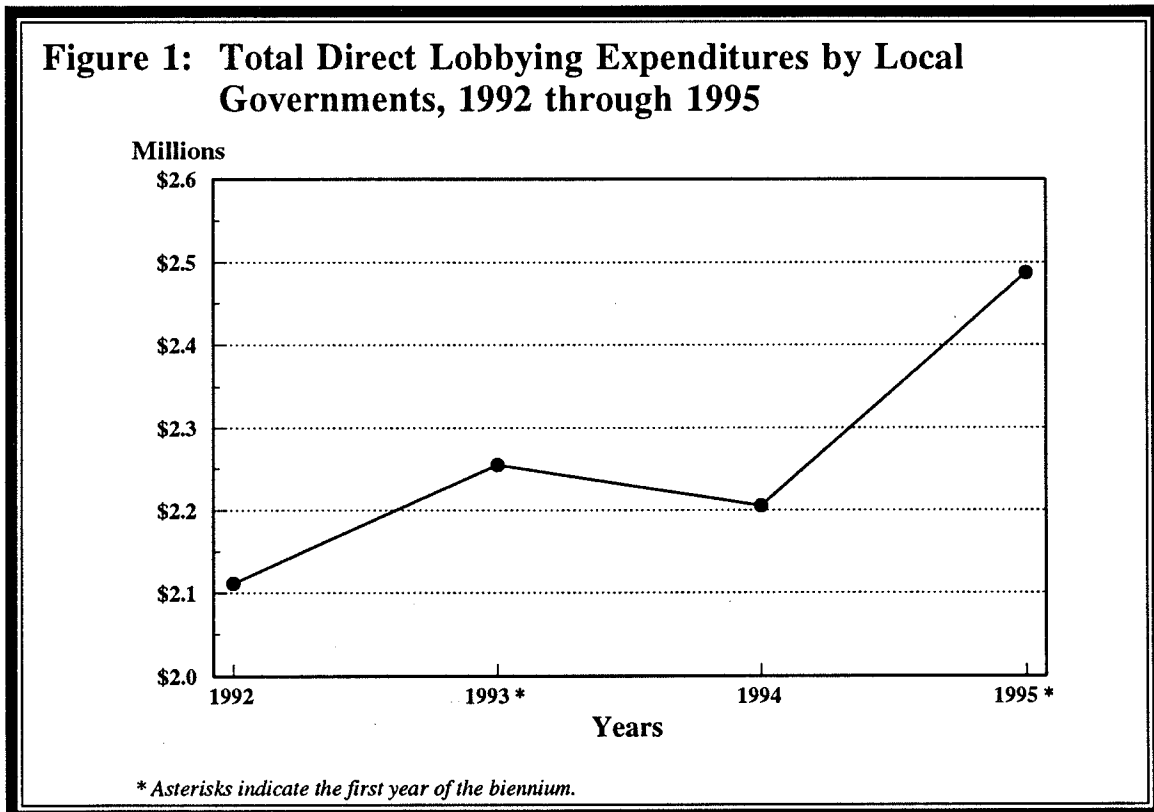
Local Government Lobbying in 1995

Summary of 1995 Local Government Lobbying Expenditures

During 1995, 95 Minnesota local governments expended \$2,487,482 in direct lobbying expenditures. This represents an increase of 12.8 percent over the \$2,205,225 in direct lobbying expenditures made in 1994. A direct lobbying expenditure is the amount paid directly to a local government employee or a contract lobbyist for the purpose of lobbying the Legislature or state administrative agency. Direct lobbying expenditures do not include dues and membership fees paid to local government organizations, even though the local government organizations spend a portion of those dues and membership fees for lobbying activities.

Ninety-five local governments reported \$2,487,482 in direct lobbying expenditures in 1995.

Historically, local government lobbying expenditures are higher in the first year of the biennium than in the second year due to the budgeting cycle of the Legislature. Figure 1 shows the trend of direct lobbying expenditures by local governments for the years 1992 through 1995.

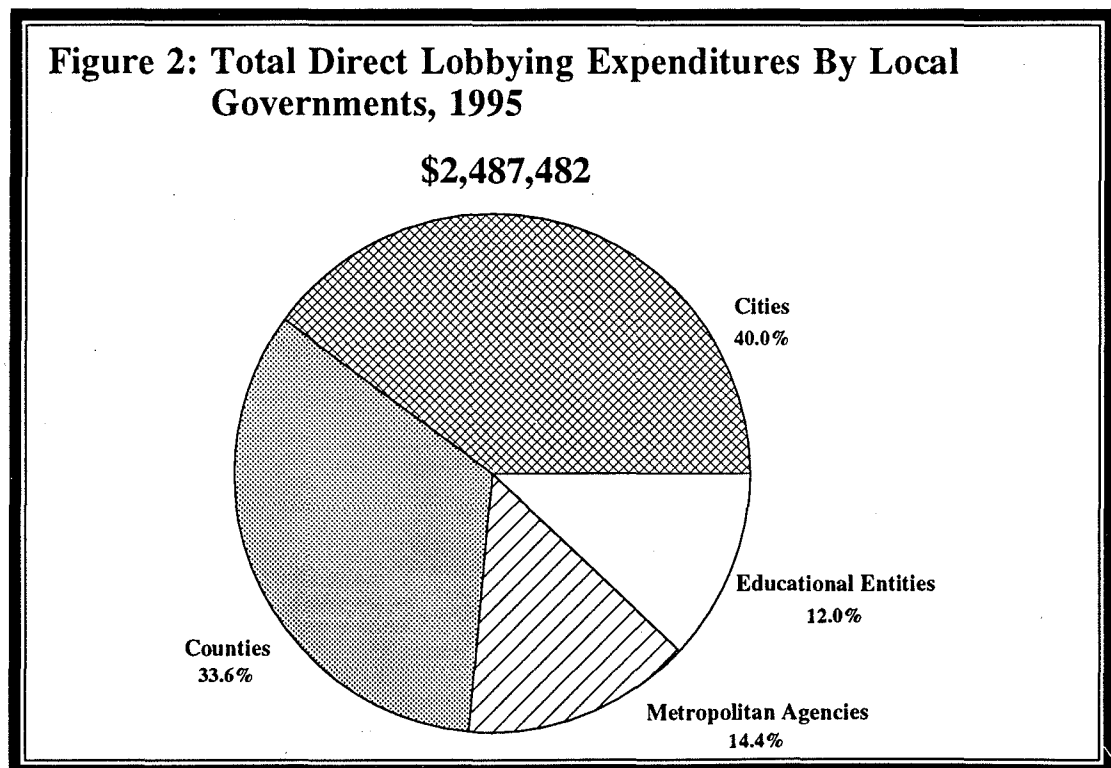


Direct Lobbying Expenditures of Minnesota Local Governments

Ninety-five of Minnesota's cities, counties, school districts, and metropolitan agencies have opted to directly employ staff and/or contract lobbyists to lobby the Legislature on their behalf. The 95 units of government include:

- fifty-seven cities that reported a combined total of \$993,787 in direct lobbying expenditures;
- fifteen counties that reported a combined total of \$836,289 in direct lobbying expenditures;
- nineteen school districts or other educational entities that reported a combined total of \$298,842 in direct lobbying expenditures; and,
- four metropolitan agencies that reported a combined total of \$358,564 in direct lobbying expenditures.

Figure 2 shows 1995 total direct lobbying expenditures by type of jurisdiction.



Local Governments With Highest Direct Lobbying Costs

Eight of the 95 local governments reported over \$100,000 in lobbying expenditures, for a combined total of \$1,203,116. These 8 local governments account for 48.4 percent of the total direct local government lobbying expenditures. The 8 local governments are:

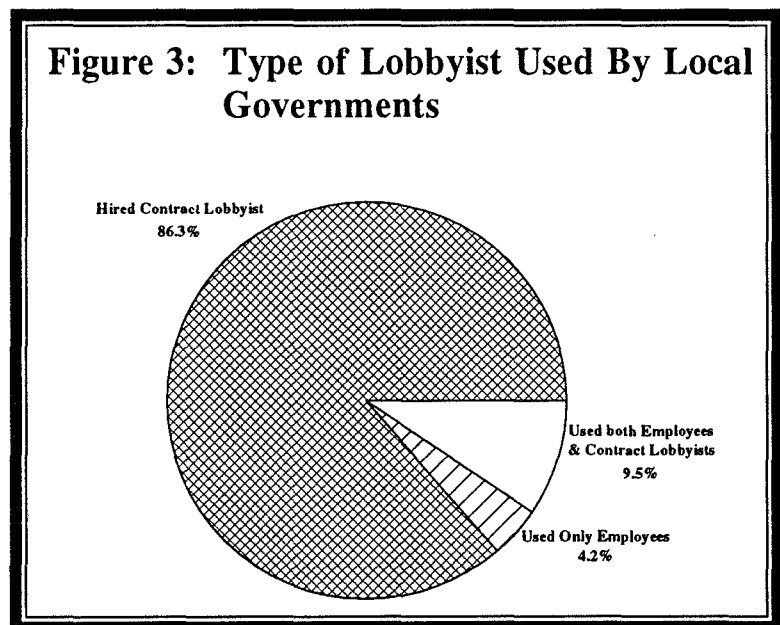
| | | | |
|---------------------|-----------|----------------------------------|-----------|
| Anoka County | \$102,061 | Metropolitan Airports Commission | \$108,900 |
| City of Hopkins | \$107,454 | Metropolitan Council | \$111,648 |
| City of Minneapolis | \$286,104 | Ramsey County | \$151,322 |
| Hennepin County | \$226,274 | Scott County | \$109,353 |

Hired Contract Lobbyists Are Utilized Far More Than Employee Lobbyists

Direct expenditures by local government units for lobbying the Legislature in 1995 included the use of hired contract lobbyists and local government employees. Approximately 61.5 percent (\$1,529,979) of the total direct lobbying expenditures were made to various contract lobbyists. The remaining 38.5 percent (\$957,503) of the expenditures were made to employees of 13 government units to lobby on behalf of the local units of government. During 1995:

- four local units of government relied entirely upon their employees to represent them at the Legislature;
- eighty-two units of government relied entirely upon contract lobbyists to represent them at the Legislature; and,
- nine local units of government hired contract lobbyists and used their own employees for lobbying the Legislature.

Figure 3 shows that local governments which have direct lobbying expenditures utilize contract lobbyists far more than their own employees to lobby the Legislature.



Firms That Lobby On Behalf Of Local Governments

In 1995, Minnesota local governments hired 42 contract lobbyists or lobbying firms at a cost \$1,529,979 to lobby the Legislature on their behalf. Twelve of these lobbyists or firms received \$50,000 or more from local governments. These twelve lobbyists and firms received a combined total of \$981,089, accounting for 64.1 percent of all contract lobbying expenditures by Minnesota local governments. The twelve contract lobbyists are:

| | | | |
|--------------------------|-----------|----------------------------|-----------|
| Best & Flanagan | \$103,049 | Kilpatrick & Coty | \$73,315 |
| Capitol Hill Associates | \$92,724 | Messerli & Kramer | \$166,356 |
| Cassidy & Associates | \$61,353 | North State Advisors | \$61,500 |
| Doherty, Rumble & Butler | \$107,454 | Redmond & Associates | \$52,083 |
| Flaherty & Koebele | \$65,051 | Ronald Jerich & Associates | \$85,900 |
| Gilbert, Mary | \$58,804 | Sandvig, Linda | \$53,500 |

Other Lobbying Expenditures on Behalf of Local Governments

While 95 local government units have opted to pay lobbyists directly to lobby on their behalf, most local governments rely on various local government organizations to represent them at the Legislature.² These local government organizations charge membership dues to individual local governments throughout the state. Most local government associations provide administrative assistance in addition to lobbying services for their members. The amount of resources spent by these organizations on lobbying varies substantially from one organization to another but the amount expended on lobbying activities is reported to the State Ethical Practices Board.

In 1995, 27 local government organizations filed lobbying expenditure reports with the State Ethical Practices Board. The reporting form used by the Ethical Practices Board requires lobbying organizations to report their expenditures within the broad ranges of \$0 to 500; \$501 to \$50,000;

Organizations representing local governments spent between \$1.6 and \$3.6 million lobbying the Legislature in 1995.

²

The local government organizations identified in this report do not include various professional organizations, other than local government management associations, that lobby on behalf of specific professional occupations within local governments. For example, the Minnesota Education Association (MEA) is registered with the State Ethical Practices Board. However, since the organization does not specifically represent school districts or school district management personnel, the MEA's lobbying expenditures are not included in this report.

\$50,001 to \$150,000; \$150,001 to \$250,000; and, \$250,001 to \$500,000. Because of these broad ranges, it is impossible to determine precisely how much was spent by these organizations. Based on the limited expenditure data available, the total expenditures reported by the 27 local government organizations fall somewhere between \$1,557,525 and \$3,601,000. When the direct lobbying expenditures are included, the total amount of 1995 local tax dollars spent on lobbying the state Legislature ranged from \$4,045,007 to \$6,088,482. The 27 local government organizations include:

- nine organizations that represented the interests of school districts;
- six organizations that represented the interests of cities;
- five organizations that represented the interests of local economic development and housing organizations;
- two organizations that represented the interests of counties; and,
- five organizations that represented other local government interests.

Local Government Organizations With Highest Lobbying Expenditures

Among the 27 local government organizations that lobbied the Legislature on behalf of their local government members, six organizations reported lobbying expenditures in excess of \$150,000. These organizations are:

| | |
|--|------------------------|
| Association of Metropolitan Municipalities | \$150,001 to \$250,000 |
| Coalition of Greater Minnesota Cities | \$500,001 to \$750,000 |
| League of Minnesota Cities | \$250,001 to \$500,000 |
| Metropolitan Inter-County Association | \$150,001 to \$250,000 |
| Minnesota School Boards Association | \$150,001 to \$250,000 |
| Schools for Equity in Education | \$150,001 to \$250,000 |



DATA TABLES

Table 1
1995 Local Government Lobbying Expenditures
Employee and Contract Lobbyists

| <u>Name of Jurisdiction</u> | <u>Contract or Employee Lobbyist</u> | <u>Amount of Contract</u> | <u>Salary & Benefits Related to Lobbying</u> | <u>Expenses Related to Lobbying</u> | <u>Total Lobbying Expenditures</u> |
|-------------------------------------|--|---------------------------|--|-------------------------------------|------------------------------------|
| Anoka County | Bennett, Marcia | 0 | 54,526 | 3,825 | 58,352 |
| Anoka County | Jerich, Tricia | 0 | 10,822 | 488 | 11,310 |
| Anoka County | Ronald Jerich & Associates | 32,400 | 0 | 0 | 32,400 |
| Anoka County Total | | <u>32,400</u> | <u>65,348</u> | <u>4,313</u> | <u>102,061</u> |
| Carlton County | Ongaro, John | 2,000 | 0 | 0 | 2,000 |
| City of Austin | Flaherty & Koebele | 1,647 | 0 | 0 | 1,647 |
| City of Benson | Flaherty & Koebele | 1,947 | 0 | 0 | 1,947 |
| City of Benson Economic Development | Flaherty & Koebele | 412 | 0 | 0 | 412 |
| City of Benson Total | | <u>2,359</u> | <u>0</u> | <u>0</u> | <u>2,359</u> |
| City of Bloomington | Messerli & Kramer | 23,643 | 0 | 0 | 23,643 |
| City of Bloomington | Renner, Robert (for MLC) * | 12,500 | 0 | 0 | 12,500 |
| City of Bloomington Total | | <u>36,143</u> | <u>0</u> | <u>0</u> | <u>36,143</u> |
| City of Brooklyn Park | Publicorp, Inc. | 2,625 | 0 | 0 | 2,625 |
| City of Burnsville | Robert, Renner (for MLC) * | 3,000 | 0 | 0 | 3,000 |
| City of Circle Pines | Suburban Rate Authority | 400 | 0 | 0 | 400 |
| City of Crystal | North Metropolitan Highway 100 Council | 3,000 | 0 | 0 | 3,000 |
| City of Crystal | North Metro Mayors Association | 14,575 | 0 | 0 | 14,575 |
| City of Crystal Total | | <u>17,575</u> | <u>0</u> | <u>0</u> | <u>17,575</u> |
| City of Detroit Lakes | Flaherty & Koebele | 824 | 0 | 0 | 824 |
| City of Duluth | APCO Associates, Inc. | 31,796 | 0 | 1,796 | 33,592 |
| City of Duluth | Publicorp, Inc. | 40,329 | 0 | 333 | 40,662 |
| City of Duluth Total | | <u>72,125</u> | <u>0</u> | <u>2,129</u> | <u>74,254</u> |
| City of Eagan | Renner, Robert (MLC) * | 12,500 | 0 | 247 | 12,747 |

Table 1
1995 Local Government Lobbying Expenditures
Employee and Contract Lobbyists

| <u>Name of Jurisdiction</u> | <u>Contract or Employee Lobbyist</u> | <u>Amount of Contract</u> | <u>Salary & Benefits Related to Lobbying</u> | <u>Expenses Related to Lobbying</u> | <u>Total Lobbying Expenditures</u> |
|-----------------------------|--------------------------------------|---------------------------|--|-------------------------------------|------------------------------------|
| City of Eden Prairie | Renner, Robert (MLC) * | 12,000 | 0 | 0 | 12,000 |
| City of Edina | Renner, Robert (MLC) * | 12,000 | 0 | 1,000 | 13,000 |
| City of Elk River | Larkin, Hoffman, Daly & Lindgren | 825 | 0 | 0 | 825 |
| City of Faribault | Flaherty & Koebele | 1,647 | 0 | 0 | 1,647 |
| City of Fergus Falls | Flaherty & Koebele | 1,235 | 0 | 0 | 1,235 |
| City of Fergus Falls | North State Advisors & Associates | 19,500 | 0 | 0 | 19,500 |
| City of Fergus Falls Total | | 20,735 | 0 | 0 | 20,735 |
| City of Fridley | Casserly, Molzahn & Associates, Inc. | 1,475 | 0 | 0 | 1,475 |
| City of Hopkins | Doherty, Rumble, & Butler | 107,126 | 0 | 328 | 107,454 |
| City of Houston | Legislative Associates, Inc. | 2,400 | 0 | 0 | 2,400 |
| City of International Falls | Flaherty & Koebele | 9,122 | 0 | 0 | 9,122 |
| City of Lake Elmo | Leonard, Street & Deinard | 49 | 0 | 0 | 49 |
| City of Lakeville | Renner, Robert (for MLC) * | 9,045 | 0 | 0 | 9,045 |
| City of Litchfield | Flaherty & Koebele | 824 | 0 | 0 | 824 |
| City of Little Falls | Flaherty & Koebele | 824 | 0 | 0 | 824 |
| City of Loretto | NW League of Municipalities | 64 | 0 | 0 | 64 |
| City of Mankato | Flaherty & Koebele | 1,647 | 0 | 0 | 1,647 |
| City of Maplewood | Renner, Robert (for MLC) * | 10,218 | 0 | 0 | 10,218 |

Table 1
1995 Local Government Lobbying Expenditures
Employee and Contract Lobbyists

| Name of Jurisdiction | Contract or Employee Lobbyist | Amount of Contract | Salary & Benefits Related to Lobbying | Expenses Related to Lobbying | Total Lobbying Expenditures |
|---------------------------|-----------------------------------|-----------------------|--|------------------------------------|-----------------------------------|
| City of Marshall | Flaherty & Koebele | 1,235 | 0 | 0 | 1,235 |
| City of Minneapolis | Bamhart, William | 0 | 38,915 | 1,562 | 40,477 |
| City of Minneapolis | Bush, Janel | 0 | 2,912 | 0 | 2,912 |
| City of Minneapolis | Ehrlichmann, Thomas | 0 | 40,023 | 223 | 40,246 |
| City of Minneapolis | Hart - Kajer, Andrea | 0 | 66,003 | 1,697 | 67,700 |
| City of Minneapolis | Holm, Patty | 0 | 20,375 | 0 | 20,375 |
| City of Minneapolis | North State Advisors & Associates | 42,000 | 0 | 0 | 42,000 |
| City of Minneapolis | Van Wychen, Jeffrey | 0 | 71,058 | 1,338 | 72,396 |
| City of Minneapolis Total | | 42,000 | 239,284 | 4,820 | 286,104 |
| City of Minnetonka | Renner, Robert (for MLC) * | 12,500 | 0 | 0 | 12,500 |
| City of Montevideo | Flaherty & Koebele | 912 | 0 | 0 | 912 |
| City of Moorhead | Flaherty & Koebele | 16,624 | 0 | 421 | 17,045 |
| City of Moorhead | Kilpatrick & Coty | 66,613 | 0 | 6,702 | 73,315 |
| City of Moorhead Total | | 83,237 | 0 | 7,123 | 90,360 |
| City of Morris | Flaherty & Koebele | 412 | 0 | 0 | 412 |
| City of Morris | Publicorp, Inc. | 2,795 | 0 | 0 | 2,795 |
| City of Morris Total | | 3,207 | 0 | 0 | 3,207 |
| City of New Ulm | Flaherty & Koebele | 1,235 | 0 | 0 | 1,235 |
| City of Oakdale | Publicorps, Inc. | 3,381 | 0 | 0 | 3,381 |
| City of Owatonna | Flaherty & Koebele | 1,647 | 0 | 0 | 1,647 |
| City of Pipestone | Flaherty & Koebele | 412 | 0 | 0 | 412 |
| City of Plymouth | Renner, Robert (for MLC) * | 12,500 | 0 | 0 | 12,500 |

Table 1
1995 Local Government Lobbying Expenditures
Employee and Contract Lobbyists

| <u>Name of Jurisdiction</u> | <u>Contract or Employee Lobbyist</u> | <u>Amount of Contract</u> | <u>Salary & Benefits Related to Lobbying</u> | <u>Expenses Related to Lobbying</u> | <u>Total Lobbying Expenditures</u> |
|---------------------------------|--------------------------------------|---------------------------|--|-------------------------------------|------------------------------------|
| City of Red Wing | Flaherty & Koebele | 10,000 | 0 | 80 | 10,080 |
| City of Richfield | Ehlers & Associates | 289 | 0 | 0 | 289 |
| City of Rochester | Flaherty & Koebele | 4,942 | 0 | 0 | 4,942 |
| City of Roseville | Renner, Robert (for MLC) * | 10,046 | 0 | 0 | 10,046 |
| City of Roseville | Ehlers & Associates | 609 | 0 | 0 | 609 |
| City of Roseville Total | | 10,655 | 0 | 0 | 10,655 |
| II City of Rushford | Flaherty & Koebele | 412 | 0 | 0 | 412 |
| City of Sauk Rapids HRA | Flaherty & Koebele | 824 | 0 | 0 | 824 |
| City of Savage | Dorsey & Whitney | 27,052 | 0 | 0 | 27,052 |
| City of Shakopee | Southwest Coalition | 1,680 | 0 | 0 | 1,680 |
| City of Shakopee | Suburban Transit Association | 3,000 | 0 | 0 | 3,000 |
| City of Shakopee | Renner, Robert (for MLC) * | 1,910 | 0 | 0 | 1,910 |
| City of Shakopee Total | | 6,590 | 0 | 0 | 6,590 |
| City of Shoreview | Renner, Robert (for MLC) * | 7,719 | 0 | 0 | 7,719 |
| City of Stewartville | Flaherty & Koebele | 412 | 0 | 0 | 412 |
| City of Stillwater | Legislative Associates | 44,805 | 0 | 1,700 | 46,505 |
| City of St. Charles | Flaherty & Koebele | 412 | 0 | 0 | 412 |
| City of St. Cloud/St. Cloud HRA | Flaherty & Koebele | 2,471 | 0 | 0 | 2,471 |
| City of St. James | Flaherty & Koebele | 412 | 0 | 0 | 412 |
| City of St. Louis Park | Popham & Haik Law Firm | 5,830 | 0 | 0 | 5,830 |

Table 1
1995 Local Government Lobbying Expenditures
Employee and Contract Lobbyists

| <u>Name of Jurisdiction</u> | <u>Contract or Employee Lobbyist</u> | <u>Amount of Contract</u> | <u>Salary & Benefits Related to Lobbying</u> | <u>Expenses Related to Lobbying</u> | <u>Total Lobbying Expenditures</u> |
|-------------------------------|---|---------------------------|--|-------------------------------------|------------------------------------|
| City of St. Paul | Armstrong, Charles | 0 | 16,702 | 0 | 16,702 |
| City of St. Paul | Faricy, Raymond | 0 | 27,713 | 0 | 27,713 |
| City of St. Paul | Minnesota Solutions | 5,500 | 0 | 0 | 5,500 |
| City of St. Paul Total | | <u>5,500</u> | <u>44,415</u> | <u>0</u> | <u>49,915</u> |
| City of Warroad | Flaherty & Koebele | <u>412</u> | <u>0</u> | <u>0</u> | <u>412</u> |
| City of Winona Port Authority | Flaherty & Koebele | <u>1,647</u> | <u>0</u> | <u>0</u> | <u>1,647</u> |
| 12 City of Woodbury | Renner, Robert (for MLC) * | <u>7,762</u> | <u>0</u> | <u>0</u> | <u>7,762</u> |
| Cook County | Ongaro, John | <u>1,000</u> | <u>0</u> | <u>0</u> | <u>1,000</u> |
| Dakota County | Schreiner, Margaret | 0 | 12,344 | 1,016 | 13,360 |
| Dakota County | Capitol Hill Associates | 61,000 | 0 | 1,615 | 62,615 |
| Dakota County Total | | <u>61,000</u> | <u>12,344</u> | <u>2,631</u> | <u>75,975</u> |
| Hennepin County | Davidson, Mary Beth | 0 | 45,811 | 700 | 46,511 |
| Hennepin County | Failor, Greg | 0 | 39,785 | 1,464 | 41,249 |
| Hennepin County | Loeffler, Diane | 0 | 46,268 | 797 | 47,065 |
| Hennepin County | Staebler, Jim | 0 | 40,333 | 1,116 | 41,449 |
| Hennepin County | Best & Flanagan | 48,000 | 0 | 2,000 | 50,000 |
| Hennepin County Total | | <u>48,000</u> | <u>172,197</u> | <u>6,077</u> | <u>226,274</u> |
| SSD 1 - Minneapolis | Sandvig, Linda | <u>53,000</u> | <u>0</u> | <u>500</u> | <u>53,500</u> |
| ISD 11 - Anoka/Hennepin | Lundell, Brad | 29,000 | 0 | 0 | 29,000 |
| ISD 11 - Anoka/Hennepin | Ronald Jerich & Associates | 36,000 | 0 | 0 | 36,000 |
| ISD 11 - Anoka/Hennepin Total | | <u>65,000</u> | <u>0</u> | <u>0</u> | <u>65,000</u> |
| ISD 12 - Centennial | Lundell, Brad | <u>1,200</u> | <u>0</u> | <u>0</u> | <u>1,200</u> |
| ISD 91 - Bamum | Consortium for Lake Superior Area Schools | <u>1,868</u> | <u>0</u> | <u>0</u> | <u>1,868</u> |

Table 1
1995 Local Government Lobbying Expenditures
Employee and Contract Lobbyists

| <u>Name of Jurisdiction</u> | <u>Contract or Employee Lobbyist</u> | <u>Amount of Contract</u> | <u>Salary & Benefits Related to Lobbying</u> | <u>Expenses Related to Lobbying</u> | <u>Total Lobbying Expenditures</u> |
|-----------------------------|---|---------------------------|--|-------------------------------------|------------------------------------|
| ISD 93 - Carlton | Consortium for Lake Superior Area Schools | 2,010 | 0 | 0 | 2,010 |
| ISD 94 - Cloquet | Consortium for Lake Superior Area Schools | 3,993 | 0 | 0 | 3,993 |
| ISD 95 - Cromwell | Consortium for Lake Superior Area Schools | 1,435 | 0 | 0 | 1,435 |
| ISD 99 - Esko | Consortium for Lake Superior Area Schools | 2,195 | 0 | 0 | 2,195 |
| ISD 100 - Wrenshall | Consortium for Lake Superior Area Schools | 1,519 | 0 | 0 | 1,519 |
| ISD 166 - Cook County | Consortium for Lake Superior Area Schools | 1,908 | 0 | 0 | 1,908 |
| ISD 196 - Rosemount | Hauser, Laura | 0 | 16,475 | 793 | 17,268 |
| ISD 279 - Maple Grove | Goff & Hoffman, Inc. | 30,000 | 0 | 0 | 30,000 |
| ISD 381 - Lake Superior | Consortium for Lake Superior Area Schools | 3,174 | 0 | 0 | 3,174 |
| ISD 625 - St. Paul | Gilbert, Mary | 57,713 | 0 | 1,091 | 58,804 |
| ISD 700 - Hermantown | Consortium for Lake Superior Area Schools | 3,789 | 0 | 0 | 3,789 |
| ISD 704 - Proctor | Consortium for Lake Superior Area Schools | 3,754 | 0 | 0 | 3,754 |
| ISD 709 - Duluth | Soberg, Ron | 0 | 28,226 | 6,242 | 34,468 |
| ISD 727 - Big Lake | Matejka, Glen | 2,300 | 0 | 0 | 2,300 |
| Itasca County | Ongaro, John | 2,000 | 0 | 0 | 2,000 |
| Kittson County | Dan Larson & Associates; Doherty, Rumble & Butler | 1,000 | 0 | 0 | 1,000 |

Table 1
1995 Local Government Lobbying Expenditures
Employee and Contract Lobbyists

| Name of Jurisdiction | Contract or Employee Lobbyist | Amount of Contract | Salary & Benefits Related to Lobbying | Expenses Related to Lobbying | Total Lobbying Expenditures |
|---|---|--------------------|---------------------------------------|------------------------------|-----------------------------|
| Koochiching County | Ongaro, John | 2,000 | 0 | 0 | 2,000 |
| Koochiching County | Dan Larson & Associates | 592 | 0 | 0 | 592 |
| Koochiching County | Natural Resources Board | 3,500 | 0 | 0 | 3,500 |
| Koochiching County Total | | 6,092 | 0 | 0 | 6,092 |
| Lake County | Ongaro, John | 2,000 | 0 | 0 | 2,000 |
| Lake County | Dan Larson & Associates | 4,000 | 0 | 401 | 4,401 |
| Lake County Total | | 6,000 | 0 | 401 | 6,401 |
| Metropolitan Airports Commission | Dombrowski, David | 0 | 54,994 | 0 | 54,994 |
| Metropolitan Airports Commission | McGrann, Shea, Franzen, Carnival, Straughn & Lamb | 35,285 | 0 | 855 | 36,140 |
| Metropolitan Airports Commission | Messerli & Kramer | 17,743 | 0 | 23 | 17,766 |
| Metropolitan Airports Commission Total | | 53,028 | 54,994 | 878 | 108,900 |
| Metropolitan Council | Groschen, Eunice | 0 | 29,240 | 300 | 29,540 |
| Metropolitan Council | Kuehn, Mike | 0 | 12,858 | 0 | 12,858 |
| Metropolitan County | Lashomb, Bob | 0 | 68,850 | 400 | 69,250 |
| Metropolitan Council Total | | 0 | 110,948 | 700 | 111,648 |
| Metropolitan Mosquito Control District | Dobbert, Dan | 0 | 11,524 | 100 | 11,624 |
| Metropolitan Mosquito Control District | Capitol Hill Associates | 30,000 | 0 | 109 | 30,109 |
| Metropolitan Mosquito Control District Total | | 30,000 | 11,524 | 209 | 41,733 |
| Metropolitan Sports Facilities Commission | Leonard, O'Brien, Wilford, Spencer & Gale | 8,000 | 0 | 0 | 8,000 |
| Metropolitan Sports Facilities Commission | O'Neill, Grills & O'Neill | 18,700 | 0 | 0 | 18,700 |
| Metropolitan Sports Facilities Commission | Redmond & Associates | 52,083 | 0 | 0 | 52,083 |
| Metropolitan Sports Facilities Commission | Ronald Jerich & Associates | 17,500 | 0 | 0 | 17,500 |
| Metropolitan Sports Facilities Commission Total | | 96,283 | 0 | 0 | 96,283 |
| Minneapolis Park & Recreation Board | Best & Flanagan | 83 | 0 | 0 | 83 |
| Minneapolis Park & Recreation Board | Best & Flanagan | 31,185 | 0 | 496 | 31,681 |
| Minneapolis Park & Recreation Board | Best & Flanagan | 7,302 | 0 | 163 | 7,465 |
| Minneapolis Park & Recreation Board | Best & Flanagan | 13,073 | 0 | 747 | 13,820 |
| Minneapolis Park & Recreation Board Total | | 51,643 | 0 | 1,406 | 53,049 |

Table 1
1995 Local Government Lobbying Expenditures
Employee and Contract Lobbyists

| <u>Name of Jurisdiction</u> | <u>Contract or Employee Lobbyist</u> | <u>Amount of Contract</u> | <u>Salary & Benefits Related to Lobbying</u> | <u>Expenses Related to Lobbying</u> | <u>Total Lobbying Expenditures</u> |
|--|--------------------------------------|---------------------------|--|-------------------------------------|------------------------------------|
| Minnesota Residential Academies for the Deaf & Blind | Armagost, Robert | 8,981 | 0 | 1,676 | 10,657 |
| Olmsted County | Caucutt, Amy | 0 | 22,125 | 1,034 | 23,159 |
| Ramsey County Regional Railroad | Larkin, Hoffman, Daly & Lindgren | 34,000 | 0 | 0 | 34,000 |
| Ramsey County (Board of Commissioners) | Abts, James | 0 | 45,880 | 854 | 46,734 |
| Ramsey County (Board of Commissioners) | Lindeke, Theresa | 0 | 62,882 | 3,019 | 65,901 |
| Ramsey County (Board of Commissioners) | Spano & Janacek | 38,687 | 0 | 0 | 38,687 |
| Ramsey County (Board of Commissioners) Total | | 38,687 | 108,762 | 3,873 | 151,322 |
| Scott County | Boland & Associates | 48,000 | 0 | 0 | 48,000 |
| Scott County | Cassidy & Associates | 60,000 | 0 | 1,353 | 61,353 |
| Scott County Total | | 108,000 | 0 | 1,353 | 109,353 |
| St. Louis County | Ongaro, John | 0 | 41,118 | 2,775 | 43,893 |
| St. Louis County | North Shore Forest Products | 21,760 | 0 | 0 | 21,760 |
| St. Louis County Total | | 21,760 | 41,118 | 2,775 | 65,653 |
| Washington County | Susan Ladwig & Associates | 30,000 | 0 | 0 | 30,000 |
| Statewide Total | | 1,506,343 | 927,760 | 53,379 | 2,487,482 |

* Messerli & Kramer lobbies on behalf of the Municipal Legislative Commission (MLC).

Table 2
1995 Local Government Lobbying Expenditures
Employee Lobbyists

| <u>Name of Jurisdiction</u> | <u>Name of Employee Lobbyist</u> | <u>Annual Salary</u> | <u>Annual Cost of Employee's Benefits</u> | <u>Percent Of Time Spent Lobbying</u> | <u>Salary & Benefits Related to Lobbying</u> | <u>Expenses Related to Lobbying</u> | <u>Total Lobbying Expenditures</u> |
|-----------------------------------|----------------------------------|----------------------|---|---------------------------------------|--|-------------------------------------|------------------------------------|
| Anoka County | Bennett, Marcia | 66,561 | 10,237 | 71.0% | 54,527 | 3,825 | 58,352 |
| Anoka County | Jerich, Tricia | 19,652 | 2,433 | 49.0% | 10,822 | 488 | 11,310 |
| Anoka County Total | | 86,213 | 12,670 | N/A | 65,348 | 4,313 | 69,661 |
| City of Minneapolis | Barnhart, William | 65,018 | 12,811 | 50.0% | 38,915 | 1,562 | 40,477 |
| City of Minneapolis | Bush, Janel | 16,867 | 2,545 | 15.0% | 2,912 | 0 | 2,912 |
| City of Minneapolis | Ehrlichmann, Thomas | 70,938 | 9,107 | 50.0% | 40,023 | 223 | 40,246 |
| City of Minneapolis | Hart-Kajer, Andrea | 56,915 | 9,088 | 100.0% | 66,003 | 1,697 | 67,700 |
| City of Minneapolis | Holm, Patty | 34,366 | 6,383 | 50.0% | 20,375 | 0 | 20,375 |
| City of Minneapolis | Van Wychen, Jeffrey | 59,070 | 11,988 | 100.0% | 71,058 | 1,338 | 72,396 |
| City of Minneapolis Total | | 303,174 | 51,922 | N/A | 239,284 | 4,820 | 244,104 |
| City of St. Paul | Armstrong, Charles | 49,514 | 6,159 | 30.0% | 16,702 | 0 | 16,702 |
| City of St. Paul | Faricy, Raymond | 41,080 | 5,109 | 60.0% | 27,713 | 0 | 27,713 |
| City of St. Paul Total | | 90,594 | 11,268 | N/A | 44,415 | 0 | 44,415 |
| Dakota County | Schreiner, Margaret | 40,879 | 6,597 | 26.0% | 12,344 | 1,016 | 13,360 |
| Hennepin County | Davidson, Mary Beth | 51,592 | 9,489 | 75.0% | 45,811 | 700 | 46,511 |
| Hennepin County | Failor, Greg | 46,144 | 6,903 | 75.0% | 39,785 | 1,464 | 41,249 |
| Hennepin County | Loeffler, Diane | 53,597 | 8,093 | 75.0% | 46,268 | 797 | 47,065 |
| Hennepin County | Staebler, Jim | 70,941 | 9,725 | 50.0% | 40,333 | 1,116 | 41,449 |
| Hennepin County Total | | 222,274 | 34,210 | N/A | 172,197 | 4,077 | 176,274 |
| ISD 196 - Rosemount | Hausser, Laura | 50,094 | 8,744 | 28.0% | 16,475 | 793 | 17,268 |
| ISD 709 - Duluth | Soberg, Ron | 58,124 | 12,441 | 40.0% | 28,226 | 6,242 | 34,468 |
| Metropolitan Airports Commission | Dombrowski, David | 76,854 | 14,802 | 60.0% | 54,994 | 0 | 54,994 |
| Metropolitan Council | Groschen, Eunice | 43,668 | 15,283 | 49.6% | 29,240 | 300 | 29,540 |
| Metropolitan County | Kuehn, Mike | 44,300 | 15,505 | 21.5% | 12,858 | 0 | 12,858 |
| Metropolitan Council | Lashomb, Bob | 51,000 | 17,850 | 100.0% | 68,850 | 400 | 69,250 |
| Metropolitan Council Total | | 138,968 | 48,638 | N/A | 110,948 | 700 | 111,648 |

Table 2
1995 Local Government Lobbying Expenditures
Employee Lobbyists

| <u>Name of Jurisdiction</u> | <u>Name of Employee Lobbyist</u> | <u>Annual Salary</u> | <u>Annual Cost of Employee's Benefits</u> | <u>Percent Of Time Spent Lobbying</u> | <u>Salary & Benefits Related to Lobbying</u> | <u>Expenses Related to Lobbying</u> | <u>Total Lobbying Expenditures</u> |
|--|----------------------------------|----------------------|---|---------------------------------------|--|-------------------------------------|------------------------------------|
| Metropolitan Mosquito Control District | Dobbert, Dan | 40,866 | 16,755 | 20.0% | 11,524 | 100 | 11,624 |
| Olmsted County | Caucutt, Amy | 37,290 | 6,960 | 50.0% | 22,125 | 1,034 | 23,159 |
| Ramsey County | Abts, James | 72,676 | 10,743 | 55.0% | 45,880 | 854 | 46,734 |
| Ramsey County | Lindeke, Theresa | 73,073 | 10,769 | 75.0% | 62,882 | 3,019 | 65,901 |
| Ramsey County Total | | 145,749 | 21,512 | N/A | 108,762 | 3,873 | 112,635 |
| St. Louis County | Ongaro, John | 62,789 | 11,971 | 55.0% | 41,118 | 2,775 | 43,893 |
| Statewide Total | | 1,353,868 | 258,490 | N/A | 927,760 | 29,743 | 957,503 |

Table 3
1995 Local Government Lobbying Expenditures
Contract Lobbyists

| <u>Name of Jurisdiction</u> | <u>Contract Lobbyist</u> | <u>Firm Name</u> | <u>Amount of Contract</u> | <u>Expenses Related to Expenses</u> | <u>Total Lobbying Expenditures</u> |
|---|---------------------------------|--|---------------------------|-------------------------------------|------------------------------------|
| Anoka County | Jerich, Ronald | Ronald Jerich & Associates | 32,400 | 0 | 32,400 |
| Carlton County | Ongaro, John | Arrowhead Counties Association | 2,000 | 0 | 2,000 |
| City of Austin | Flaherty & Koebele | Flaherty & Koebele | 1,647 | 0 | 1,647 |
| City of Benson | Flaherty & Koebele | Flaherty & Koebele | 1,947 | 0 | 1,947 |
| City of Benson Economic Development | Flaherty & Koebele | Flaherty & Koebele | 412 | 0 | 412 |
| City of Benson Economic Development Total | | | 2,359 | 0 | 2,359 |
| City of Bloomington | Messerli & Kramer | Messerli & Kramer | 23,643 | 0 | 23,643 |
| City of Bloomington | Renner, Robert | Messerli & Kramer (for MLC) | 12,500 | 0 | 12,500 |
| City of Bloomington Total | | | 36,143 | 0 | 36,143 |
| City of Brooklyn Park | Publicorp, Inc. | Publicorp, Inc. | 2,625 | 0 | 2,625 |
| City of Burnsville | Renner, Robert | Messerli & Kramer (for MLC) | 3,000 | 0 | 3,000 |
| City of Circle Pines | Suburban Rate Authority | Suburban Rate Authority | 400 | 0 | 400 |
| City of Crystal | North Metro Highway 100 Council | North Metropolitan Highway 100 Council | 3,000 | 0 | 3,000 |
| City of Crystal | North Metro Mayors Association | North Metro Mayors Association | 14,575 | 0 | 14,575 |
| City of Crystal Total | | | 17,575 | 0 | 17,575 |
| City of Detroit Lakes | Flaherty & Koebele | Flaherty & Koebele | 824 | 0 | 824 |
| City of Duluth | Bissen, Robert | APCO Associates, Inc. | 31,796 | 1,796 | 33,592 |
| City of Duluth | Ranieri, Eugene | Publicorp, Inc. | 40,329 | 333 | 40,662 |
| City of Duluth Total | | | 72,125 | 2,129 | 74,254 |
| City of Eagan | Renner, Robert | Messerli & Kramer (for MLC) | 12,500 | 247 | 12,747 |
| City of Eden Prairie | Renner, Robert | Messerli & Kramer (for MLC) | 12,000 | 0 | 12,000 |
| City of Edina | Renner, Robert | Messerli & Kramer (for MLC) | 12,000 | 1,000 | 13,000 |

Table 3
1995 Local Government Lobbying Expenditures
Contract Lobbyists

| <u>Name of Jurisdiction</u> | <u>Contract Lobbyist</u> | <u>Firm Name</u> | <u>Amount of Contract</u> | <u>Expenses Related to Expenses</u> | <u>Total Lobbying Expenditures</u> |
|-----------------------------|----------------------------------|--------------------------------------|---------------------------|-------------------------------------|------------------------------------|
| City of Elk River | Larkin, Hoffman, Daly & Lindgren | Larkin, Hoffman, Daly & Lindgren | 825 | 0 | 825 |
| City of Faribault | Flaherty & Koebele | Flaherty & Koebele | 1,647 | 0 | 1,647 |
| City of Fergus Falls | Flaherty & Koebele | Flaherty & Koebele | 1,235 | 0 | 1,235 |
| City of Fergus Falls | Horazdovsky, David | North State Advisors & Associates | 19,500 | 0 | 19,500 |
| City of Fergus Falls Total | | | 20,735 | 0 | 20,735 |
| City of Fridley | Balach, Bonnie | Casserty, Molzahn & Associates, Inc. | 1,475 | 0 | 1,475 |
| City of Hopkins | Minne, L. | Doherty, Rumble, & Butler | 107,126 | 328 | 107,454 |
| City of Houston | Cain, Ed | Legislative Associates, Inc. | 2,400 | 0 | 2,400 |
| City of International Falls | Flaherty, Tim | Flaherty & Koebele | 9,122 | 0 | 9,122 |
| City of Lake Elmo | Sampson, Ellen/Steckma, Pam | Leonard, Street & Deinard | 49 | 0 | 49 |
| City of Lakeville | Renner, Robert | Messerli & Kramer (for MLC) | 9,045 | 0 | 9,045 |
| City of Litchfield | Flaherty & Koebele | Flaherty & Koebele | 824 | 0 | 824 |
| City of Little Falls | Flaherty & Koebele | Flaherty & Koebele | 824 | 0 | 824 |
| City of Loretto | NW League of Municipalities | NW League of Municipalities | 64 | 0 | 64 |
| City of Mankato | Flaherty & Koebele | Flaherty & Koebele | 1,647 | 0 | 1,647 |
| City of Maplewood | Renner, Robert | Messerli & Kramer (for MLC) | 10,218 | 0 | 10,218 |
| City of Marshall | Flaherty & Koebele | Flaherty & Koebele | 1,235 | 0 | 1,235 |
| City of Minneapolis | Kozak, Andy | North State Advisors & Associates | 42,000 | 0 | 42,000 |
| City of Minnetonka | Renner, Robert | Messerli & Kramer (for MLC) | 12,500 | 0 | 12,500 |

Table 3
1995 Local Government Lobbying Expenditures
Contract Lobbyists

| <u>Name of Jurisdiction</u> | <u>Contract Lobbyist</u> | <u>Firm Name</u> | <u>Amount of Contract</u> | <u>Expenses Related to Expenses</u> | <u>Total Lobbying Expenditures</u> |
|-----------------------------|--------------------------|-----------------------------|---------------------------|-------------------------------------|------------------------------------|
| City of Montevideo | Flaherty & Koebele | Flaherty & Koebele | 912 | 0 | 912 |
| City of Moorhead | Flaherty & Koebele | Flaherty & Koebele | 16,624 | 421 | 17,045 |
| City of Moorhead | Kilpatrick & Coty | Kilpatrick & Coty | 66,613 | 6,702 | 73,315 |
| City of Moorhead Total | | | 83,237 | 7,123 | 90,360 |
| City of Morris | Flaherty & Koebele | Flaherty & Koebele | 412 | 0 | 412 |
| City of Morris | Ranieri, Eugene | Publiccorp, Inc. | 2,795 | 0 | 2,795 |
| City of Morris Total | | | 3,207 | 0 | 3,207 |
| City of New Um | Flaherty & Koebele | Flaherty & Koebele | 1,235 | 0 | 1,235 |
| City of Oakdale | Ranieri, Eugene | Publiccorps, Inc. | 3,381 | 0 | 3,381 |
| City of Owatonna | Flaherty & Koebele | Flaherty & Koebele | 1,647 | 0 | 1,647 |
| City of Pipestone | Flaherty & Koebele | Flaherty & Koebele | 412 | 0 | 412 |
| City of Plymouth | Renner, Robert | Messerli & Kramer (for MLC) | 12,500 | 0 | 12,500 |
| City of Red Wing | Flaherty & Koebele | Flaherty & Koebele | 10,000 | 80 | 10,080 |
| City of Richfield | Ranieri, Eugene | Ehlers & Associates | 289 | 0 | 289 |
| City of Rochester | Flaherty & Koebele | Flaherty & Koebele | 4,942 | 0 | 4,942 |
| City of Roseville | Ehlers & Associates | Ehlers & Associates | 609 | 0 | 609 |
| City of Roseville | Renner, Robert | Messerli & Kramer (for MLC) | 10,046 | 0 | 10,046 |
| City of Roseville Total | | | 10,655 | 0 | 10,655 |
| City of Rushford | Flaherty & Koebele | Flaherty & Koebele | 412 | 0 | 412 |
| City of Sauk Rapids HRA | Flaherty & Koebele | Flaherty & Koebele | 824 | 0 | 824 |
| City of Savage | Fontaine, Greg | Dorsey & Whitney | 27,052 | 0 | 27,052 |

Table 3
1995 Local Government Lobbying Expenditures
Contract Lobbyists

| <u>Name of Jurisdiction</u> | <u>Contract Lobbyist</u> | <u>Firm Name</u> | <u>Amount of Contract</u> | <u>Expenses Related to Expenses</u> | <u>Total Lobbying Expenditures</u> |
|---------------------------------|------------------------------|--------------------------------|---------------------------|-------------------------------------|------------------------------------|
| City of Shakopee | Renner, Robert | Messerli & Kramer (for MLC) | 1,910 | 0 | 1,910 |
| City of Shakopee | Southwest Coalition | Southwest Coalition | 1,680 | 0 | 1,680 |
| City of Shakopee | Suburban Transit Association | Suburban Transit Association | 3,000 | 0 | 3,000 |
| City of Shakopee Total | | | <u>6,590</u> | <u>0</u> | <u>6,590</u> |
| City of Shoreview | Renner, Robert | Messerli & Kramer (for MLC) | <u>7,719</u> | <u>0</u> | <u>7,719</u> |
| City of Stewartville | Flaherty & Koebele | Flaherty & Koebele | <u>412</u> | <u>0</u> | <u>412</u> |
| City of Stillwater | Cain, Ed | Legislative Associates | <u>44,805</u> | <u>1,700</u> | <u>46,505</u> |
| City of St. Charles | Flaherty & Koebele | Flaherty & Koebele | <u>412</u> | <u>0</u> | <u>412</u> |
| City of St. Cloud/St. Cloud HRA | Flaherty & Koebele | Flaherty & Koebele | <u>2,471</u> | <u>0</u> | <u>2,471</u> |
| City of St. James | Flaherty & Koebele | Flaherty & Koebele | <u>412</u> | <u>0</u> | <u>412</u> |
| City of St. Louis Park | Hanson, Karen | Popham & Haik Law Firm | <u>5,830</u> | <u>0</u> | <u>5,830</u> |
| City of St. Paul | Balach, Bonnie | Minnesota Solutions | <u>5,500</u> | <u>0</u> | <u>5,500</u> |
| City of Warroad | Flaherty & Koebele | Flaherty & Koebele | <u>412</u> | <u>0</u> | <u>412</u> |
| City of Winona Port Authority | Flaherty & Koebele | Flaherty & Koebele | <u>1,647</u> | <u>0</u> | <u>1,647</u> |
| City of Woodbury | Renner, Robert | Messerli & Kramer (for MLC) | <u>7,762</u> | <u>0</u> | <u>7,762</u> |
| Cook County | Ongaro, John | Arrowhead Counties Association | <u>1,000</u> | <u>0</u> | <u>1,000</u> |
| Dakota County | Tilley, Barry | Capitol Hill Associates | <u>61,000</u> | <u>1,615</u> | <u>62,615</u> |
| Hennepin County | Best & Flanagan | Best & Flanagan | <u>48,000</u> | <u>2,000</u> | <u>50,000</u> |
| SSD 1 - Minneapolis | Sandvig, Linda | Sandvig, Linda | <u>53,000</u> | <u>500</u> | <u>53,500</u> |

Table 3
1995 Local Government Lobbying Expenditures
Contract Lobbyists

| <u>Name of Jurisdiction</u> | <u>Contract Lobbyist</u> | <u>Firm Name</u> | <u>Amount of Contract</u> | <u>Expenses Related to Expenses</u> | <u>Total Lobbying Expenditures</u> |
|-------------------------------|--------------------------|---|---------------------------|-------------------------------------|------------------------------------|
| ISD 11 - Anoka/Hennepin | Jerich, Ronald | Ronald Jerich & Associates | 36,000 | 0 | 36,000 |
| ISD 11 - Anoka/Hennepin | Lundell, Brad | Lundell, Brad | 29,000 | 0 | 29,000 |
| ISD 11 - Anoka/Hennepin Total | | | <u>65,000</u> | <u>0</u> | <u>65,000</u> |
| ISD 12 - Centennial | Lundell, Brad | Lundell, Brad | <u>1,200</u> | <u>0</u> | <u>1,200</u> |
| ISD 91 - Barnum | Northey, Lyle | Consortium for Lake Superior Area Schools | <u>1,868</u> | <u>0</u> | <u>1,868</u> |
| ISD 93 - Carlton | Northey, Lyle | Consortium for Lake Superior Area Schools | <u>2,010</u> | <u>0</u> | <u>2,010</u> |
| ISD 94 - Cloquet | Northey, Lyle | Consortium for Lake Superior Area Schools | <u>3,993</u> | <u>0</u> | <u>3,993</u> |
| ISD 95 - Cromwell | Northey, Lyle | Consortium for Lake Superior Area Schools | <u>1,435</u> | <u>0</u> | <u>1,435</u> |
| ISD 99 - Esko | Northey, Lyle | Consortium for Lake Superior Area Schools | <u>2,195</u> | <u>0</u> | <u>2,195</u> |
| ISD 100 - Wrenshall | Northey, Lyle | Consortium for Lake Superior Area Schools | <u>1,519</u> | <u>0</u> | <u>1,519</u> |
| ISD 166 - Cook County | Northey, Lyle | Consortium for Lake Superior Area Schools | <u>1,908</u> | <u>0</u> | <u>1,908</u> |
| ISD 279 - Maple Grove | Cohen, Phil/Goff, Bob | Goff & Hoffman, Inc. | <u>30,000</u> | <u>0</u> | <u>30,000</u> |
| ISD 381 - Lake Superior | Northey, Lyle | Consortium for Lake Superior Area Schools | <u>3,174</u> | <u>0</u> | <u>3,174</u> |
| ISD 625 - St. Paul | Gilbert, Mary | Gilbert, Mary | <u>57,713</u> | <u>1,091</u> | <u>58,804</u> |
| ISD 700 - Hermantown | Northey, Lyle | Consortium for Lake Superior Area Schools | <u>3,789</u> | <u>0</u> | <u>3,789</u> |
| ISD 704 - Proctor | Northey, Lyle | Consortium for Lake Superior Area Schools | <u>3,754</u> | <u>0</u> | <u>3,754</u> |
| ISD 727 - Big Lake | Matejka, Glen | Matejka, Glen | <u>2,300</u> | <u>0</u> | <u>2,300</u> |
| Itasca County | Ongaro, John | Arrowhead Counties Association | <u>2,000</u> | <u>0</u> | <u>2,000</u> |
| Kittson County | Larson, Dan; and, | Doherty, Rumble & Butler | <u>1,000</u> | <u>0</u> | <u>1,000</u> |

Table 3
1995 Local Government Lobbying Expenditures
Contract Lobbyists

| <u>Name of Jurisdiction</u> | <u>Contract Lobbyist</u> | <u>Firm Name</u> | <u>Amount of Contract</u> | <u>Expenses Related to Expenses</u> | <u>Total Lobbying Expenditures</u> |
|---|-------------------------------------|-------------------------------------|---------------------------|-------------------------------------|------------------------------------|
| Koochiching County | Larson, Dan | Dan Larson & Associates | 592 | 0 | 592 |
| Koochiching County | Larson, Dan | Natural Resources Board | 3,500 | 0 | 3,500 |
| Koochiching County | Ongaro, John | Arrowhead Counties Association | 2,000 | 0 | 2,000 |
| Koochiching County Total | | | <u>6,092</u> | <u>0</u> | <u>6,092</u> |
| Lake County | Larson, Dan | Dan Larson & Associates | 4,000 | 401 | 4,401 |
| Lake County | Ongaro, John | Arrowhead Counties Association | 2,000 | 0 | 2,000 |
| Lake County Total | | | <u>6,000</u> | <u>401</u> | <u>6,401</u> |
| Metropolitan Airports Commission | McGrann, Shea, Franzen & Associates | McGrann, Shea, Franzen & Associates | 35,285 | 855 | 36,140 |
| Metropolitan Airports Commission | Messerli & Kramer | Messerli & Kramer | 17,743 | 23 | 17,766 |
| Metropolitan Airports Commission Total | | | <u>53,028</u> | <u>878</u> | <u>53,906</u> |
| Metropolitan Mosquito Control District | Tilley, Barry | Capitol Hill Associates | 30,000 | 109 | 30,109 |
| Metropolitan Sports Facilities Commission | Jerich, Ronald | Ronald Jerich & Associates | 17,500 | 0 | 17,500 |
| Metropolitan Sports Facilities Commission | Leonard, O'Brien, Wilford & et al. | Leonard, O'Brien, Wilford & et al. | 8,000 | 0 | 8,000 |
| Metropolitan Sports Facilities Commission | O'Neill, Joseph | O'Neill, Grills & O'Neill | 18,700 | 0 | 18,700 |
| Metropolitan Sports Facilities Commission | Redmond, Larry | Redmond & Associates | 52,083 | 0 | 52,083 |
| Metropolitan Sports Facilities Commission Total | | | <u>96,283</u> | <u>0</u> | <u>96,283</u> |
| Minneapolis Park & Recreation Board | Johnson, D. | Best & Flanagan | 7,302 | 163 | 7,465 |
| Minneapolis Park & Recreation Board | Michaels, J. | Best & Flanagan | 83 | 0 | 83 |
| Minneapolis Park & Recreation Board | Naumann, J. | Best & Flanagan | 13,073 | 747 | 13,820 |
| Minneapolis Park & Recreation Board | Rice, B. | Best & Flanagan | 31,185 | 496 | 31,681 |
| Minneapolis Park & Recreation Board Total | | | <u>51,643</u> | <u>1,406</u> | <u>53,049</u> |
| MN Residential Academies for the Deaf & Blind | Armagost, Robert | Armagost, Robert | 8,981 | 1,676 | 10,657 |
| Ramsey County Regional Railroad | Seck, Jerry | Larkin, Hoffman, Daly & Lindgren | 34,000 | 0 | 34,000 |
| Ramsey County (Board of Commissioners) | Spano, Wyman | Spano & Janacek | 38,687 | 0 | 38,687 |
| Scott County | Boland, John | Boland & Associates | 48,000 | 0 | 48,000 |
| Scott County | McNamara, Dan | Cassidy & Associates | 60,000 | 1,353 | 61,353 |
| Scott County Total | | | <u>108,000</u> | <u>1,353</u> | <u>109,353</u> |

Table 3
1995 Local Government Lobbying Expenditures
Contract Lobbyists

| <u>Name of Jurisdiction</u> | <u>Contract Lobbyist</u> | <u>Firm Name</u> | <u>Amount of Contract</u> | <u>Expenses Related to Expenses</u> | <u>Total Lobbying Expenditures</u> |
|-----------------------------|--------------------------|-----------------------------|---------------------------|-------------------------------------|------------------------------------|
| St. Louis County | Fischer, Harry | North Shore Forest Products | 21,760 | 0 | 21,760 |
| Washington County | Ladwig, Susan | Susan Ladwig & Associates | 30,000 | 0 | 30,000 |
| Statewide Total | | | 1,506,343 | 23,636 | 1,529,979 |

Table 4
1995 Local Governments Lobbying Expenditures
Lobbyist Contracts

| <u>Name of Lobbyist or Firm</u> | <u>Amount of Contract</u> | <u>Expense Reimbursements Paid in 1995</u> | <u>Total Amount Received</u> |
|---|---------------------------|--|------------------------------|
| APCO Associates, Inc. | | | |
| City of Duluth | 31,796 | 1,796 | 33,592 |
| Armagost, Robert | | | |
| Minnesota Residential Academies for the Deaf & Blind | 8,981 | 1,676 | 10,657 |
| Arrowhead Counties Association (St. Louis County) | | | |
| Carlton County | 2,000 | 0 | 2,000 |
| Cook County | 1,000 | 0 | 1,000 |
| Itasca County | 2,000 | 0 | 2,000 |
| Koochiching County | 2,000 | 0 | 2,000 |
| Lake County | 2,000 | 0 | 2,000 |
| Arrowhead Counties Association Total | 9,000 | 0 | 9,000 |
| Best & Flanagan | | | |
| Hennepin County | 48,000 | 2,000 | 50,000 |
| Minneapolis Park & Recreation Board | 13,073 | 747 | 13,820 |
| Minneapolis Park & Recreation Board | 31,185 | 496 | 31,681 |
| Minneapolis Park & Recreation Board | 83 | 0 | 83 |
| Minneapolis Park & Recreation Board | 7,302 | 163 | 7,465 |
| Best & Flanagan Total | 99,643 | 3,406 | 103,049 |
| Boland & Associates | | | |
| Scott County | 48,000 | 0 | 48,000 |
| Capitol Hill Associates | | | |
| Dakota County | 61,000 | 1,615 | 62,615 |
| Metropolitan Mosquito Control District | 30,000 | 109 | 30,109 |
| Capitol Hill Associates Total | 91,000 | 1,724 | 92,724 |
| Casserly, Molzahn & Associates, Inc. | | | |
| City of Fridley | 1,475 | 0 | 1,475 |
| Cassidy & Associates | | | |
| Scott County | 60,000 | 1,353 | 61,353 |
| Consortium for Lake Superior Area Schools (Lyle Northey) | | | |
| ISD 91 - Barnum | 1,868 | 0 | 1,868 |
| ISD 93 - Carlton | 2,010 | 0 | 2,010 |
| ISD 94 - Cloquet | 3,993 | 0 | 3,993 |
| ISD 95 - Cromwell | 1,435 | 0 | 1,435 |
| ISD 99 - Esko | 2,195 | 0 | 2,195 |
| ISD 100 - Wrenshall | 1,519 | 0 | 1,519 |
| ISD 166 - Cook County | 1,908 | 0 | 1,908 |
| ISD 381 - Lake Superior | 3,174 | 0 | 3,174 |

Table 4
1995 Local Governments Lobbying Expenditures
Lobbyist Contracts

| <u>Name of Lobbyist or Firm</u> | <u>Amount of Contract</u> | <u>Expense Reimbursements Paid in 1995</u> | <u>Total Amount Received</u> |
|--|---------------------------|--|------------------------------|
| Consortium for Lake Superior Area Schools (cont.) | | | |
| ISD 700 - Hermantown | 3,789 | 0 | 3,789 |
| ISD 704 - Proctor | 3,754 | 0 | 3,754 |
| Consortium for Lake Superior Area Schools Total | <u>25,645</u> | <u>0</u> | <u>25,645</u> |
| Dan Larson & Associates | | | |
| Koochiching County | 592 | 0 | 592 |
| Koochiching County | 3,500 | 0 | 3,500 |
| Lake County | 4,000 | 401 | 4,401 |
| Kittson County | 1,000 | 0 | 1,000 |
| Dan Larson & Associates Total | <u>9,092</u> | <u>401</u> | <u>9,493</u> |
| Doherty, Rumble, & Butler | | | |
| City of Hopkins | <u>107,126</u> | <u>328</u> | <u>107,454</u> |
| Dorsey & Whitney | | | |
| City of Savage | <u>27,052</u> | <u>0</u> | <u>27,052</u> |
| Ehlers & Associates | | | |
| City of Richfield | 289 | 0 | 289 |
| City of Roseville | 609 | 0 | 609 |
| Ehlers & Associates Total | <u>898</u> | <u>0</u> | <u>898</u> |
| Flaherty & Koebele | | | |
| City of Austin | 1,647 | 0 | 1,647 |
| City of Benson | 1,947 | 0 | 1,947 |
| City of Benson Economic Development | 412 | 0 | 412 |
| City of Detroit Lakes | 824 | 0 | 824 |
| City of Faribault | 1,647 | 0 | 1,647 |
| City of Fergus Falls | 1,235 | 0 | 1,235 |
| City of International Falls | 9,122 | 0 | 9,122 |
| City of Litchfield | 824 | 0 | 824 |
| City of Little Falls | 824 | 0 | 824 |
| City of Mankato | 1,647 | 0 | 1,647 |
| City of Marshall | 1,235 | 0 | 1,235 |
| City of Montevideo | 412 | 0 | 412 |
| City of Montevideo | 500 | 0 | 500 |
| City of Moorhead | 14,977 | 421 | 15,398 |
| City of Moorhead | 1,647 | 0 | 1,647 |
| City of Morris | 412 | 0 | 412 |
| City of New Ulm | 1,235 | 0 | 1,235 |
| City of Owatonna | 1,647 | 0 | 1,647 |
| City of Pipestone | 412 | 0 | 412 |
| City of Red Wing | 10,000 | 80 | 10,080 |
| City of Rochester | 4,942 | 0 | 4,942 |

Table 4
1995 Local Governments Lobbying Expenditures
Lobbyist Contracts

| <u>Name of Lobbyist or Firm</u> | <u>Amount of Contract</u> | <u>Expense Reimbursements Paid in 1995</u> | <u>Total Amount Received</u> |
|--|---------------------------|--|------------------------------|
| Flaherty & Koebele (cont.) | | | |
| City of Rushford | 412 | 0 | 412 |
| City of Sauk Rapids HRA | 824 | 0 | 824 |
| City of Stewartville | 412 | 0 | 412 |
| City of St. Charles | 412 | 0 | 412 |
| City of St. Cloud/St. Cloud HRA | 2,471 | 0 | 2,471 |
| City of St. James | 412 | 0 | 412 |
| City of Warroad | 412 | 0 | 412 |
| City of Winona Port Authority | 1,647 | 0 | 1,647 |
| Flaherty & Koebele Total | <u>64,550</u> | <u>501</u> | <u>65,051</u> |
| Gilbert, Mary | | | |
| ISD 625 - St. Paul | <u>57,713</u> | <u>1,091</u> | <u>58,804</u> |
| Goff & Hoffman, Inc. | | | |
| ISD 279 - Maple Grove | <u>30,000</u> | <u>0</u> | <u>30,000</u> |
| Kilpatrick & Coty | | | |
| City of Moorhead | <u>66,613</u> | <u>6,702</u> | <u>73,315</u> |
| Larkin, Hoffman, Daly & Lindgren | | | |
| City of Elk River | 825 | 0 | 825 |
| Ramsey County Regional Railroad | 34,000 | 0 | 34,000 |
| Larkin, Hoffman, Daly & Lindgren Total | <u>34,825</u> | <u>0</u> | <u>34,825</u> |
| Legislative Associates | | | |
| City of Stillwater | 44,805 | 1,700 | 46,505 |
| City of Houston | 2,400 | 0 | 2,400 |
| Legislative Associates Total | <u>47,205</u> | <u>1,700</u> | <u>48,905</u> |
| Leonard, O'Brien, Wilford, Spencer & Gale | | | |
| Metropolitan Sports Facilities Commission | <u>8,000</u> | <u>0</u> | <u>8,000</u> |
| Leonard, Street & Deinard | | | |
| City of Lake Elmo | <u>49</u> | <u>0</u> | <u>49</u> |
| Lundell, Brad | | | |
| ISD 11 - Anoka/Hennepin | 29,000 | 0 | 29,000 |
| ISD 12 - Centennial | 1,200 | 0 | 1,200 |
| Lundell, Brad Total | <u>30,200</u> | <u>0</u> | <u>30,200</u> |
| Matejka, Glen | | | |
| ISD 727 - Big Lake | <u>2,300</u> | <u>0</u> | <u>2,300</u> |

Table 4
1995 Local Governments Lobbying Expenditures
Lobbyist Contracts

| <u>Name of Lobbyist or Firm</u> | <u>Amount of Contract</u> | <u>Expense Reimbursements Paid in 1995</u> | <u>Total Amount Received</u> |
|--|---------------------------|--|------------------------------|
| McGrann, Shea, Franzen, Carnival, Straughn & Lamb | | | |
| Metropolitan Airports Commission | 35,285 | 855 | 36,140 |
| Messerli & Kramer | | | |
| City of Bloomington | 23,643 | 0 | 23,643 |
| City of Bloomington | 12,500 | 0 | 12,500 |
| City of Burnsville | 3,000 | 0 | 3,000 |
| City of Eagan | 12,500 | 247 | 12,747 |
| City of Eden Prairie | 12,000 | 0 | 12,000 |
| City of Edina | 12,000 | 1,000 | 13,000 |
| City of Lakeville | 9,045 | 0 | 9,045 |
| City of Maplewood | 10,218 | 0 | 10,218 |
| City of Minnetonka | 12,500 | 0 | 12,500 |
| City of Plymouth | 12,500 | 0 | 12,500 |
| City of Roseville | 10,046 | 0 | 10,046 |
| City of Shakopee | 1,910 | 0 | 1,910 |
| City of Shoreview | 7,719 | 0 | 7,719 |
| City of Woodbury | 7,762 | 0 | 7,762 |
| Metropolitan Airports Commission | 17,743 | 23 | 17,766 |
| Messerli & Kramer Total | 165,086 | 1,270 | 166,356 |
| Minnesota Solutions | | | |
| City of St. Paul | 5,500 | 0 | 5,500 |
| North Metro Mayors Association | | | |
| City of Crystal | 14,575 | 0 | 14,575 |
| North Metropolitan Highway 100 Council | | | |
| City of Crystal | 3,000 | 0 | 3,000 |
| North Shore Forest Products | | | |
| St. Louis County | 21,760 | 0 | 21,760 |
| North State Advisors & Associates | | | |
| City of Fergus Falls | 19,500 | 0 | 19,500 |
| City of Minneapolis | 42,000 | 0 | 42,000 |
| North State Advisors & Associates Total | 61,500 | 0 | 61,500 |
| NW League of Municipalities | | | |
| City of Loretto | 64 | 0 | 64 |
| O'Neill, Grills & O'Neill | | | |
| Metropolitan Sports Facilities Commission | 18,700 | 0 | 18,700 |

Table 4
1995 Local Governments Lobbying Expenditures
Lobbyist Contracts

| <u>Name of Lobbyist or Firm</u> | <u>Amount of Contract</u> | <u>Expense Reimbursements Paid in 1995</u> | <u>Total Amount Received</u> |
|---|-------------------------------|--|--------------------------------------|
| Popham & Haik Law Firm | | | |
| City of St. Louis Park | 5,830 | 0 | 5,830 |
| Publicorps, Inc. | | | |
| City of Oakdale | 3,381 | 0 | 3,381 |
| City of Brooklyn Park | 2,625 | 0 | 2,625 |
| City of Duluth | 40,329 | 333 | 40,662 |
| City of Morris | 2,795 | 0 | 2,795 |
| Publicorps, Inc. Total | 49,130 | 333 | 49,463 |
| Redmond & Associates | | | |
| Metropolitan Sports Facilities Commission | 52,083 | 0 | 52,083 |
| Ronald Jerich & Associates | | | |
| Anoka County | 32,400 | 0 | 32,400 |
| ISD 11 - Anoka/Hennepin | 36,000 | 0 | 36,000 |
| Metropolitan Sports Facilities Commission | 17,500 | 0 | 17,500 |
| Ronald Jerich & Associates Total | 85,900 | 0 | 85,900 |
| Sandvig, Linda | | | |
| SSD 1 - Minneapolis | 53,000 | 500 | 53,500 |
| Southwest Coalition | | | |
| City of Shakopee | 1,680 | 0 | 1,680 |
| Spano & Janacek | | | |
| Ramsey County (Board of Commissioners) | 38,687 | 0 | 38,687 |
| Suburban Rate Authority | | | |
| City of Circle Pines | 400 | 0 | 400 |
| Suburban Transit Association | | | |
| City of Shakopee | 3,000 | 0 | 3,000 |
| Susan Ladwig & Associates | | | |
| Washington County | 30,000 | 0 | 30,000 |
| Statewide Total | 1,506,343 | 23,636 | 1,529,979 |

Table 5
1995 Lobbying Expenditures by Local Government Organization

| Association Name | Low Range | High Range |
|--|----------------------|-----------------------|
| Arrowhead Regional Development Commission | 501 to | 50,000 |
| Association of Metropolitan Municipalities | 150,001 to | 250,000 |
| Association of Metropolitan School Districts | 50,001 to | 150,000 |
| Association of Minnesota Counties | 50,001 to | 150,000 |
| Coalition of Greater Minnesota Cities | 500,001 to | 750,000 |
| Joint Powers Natural Resources Board | 501 to | 50,000 |
| League of Minnesota Cities | 250,001 to | 500,000 |
| Metropolitan Economic Development Association | 501 to | 50,000 |
| Metropolitan Inter – County Association | 150,001 to | 250,000 |
| Minnesota Association of Local Housing Finance Agencies | 501 to | 50,000 |
| Minnesota Association of Small Cities | 501 to | 50,000 |
| Minnesota Association of Soil & Water Conservation Districts | 501 to | 50,000 |
| Minnesota Association of Watershed Districts | 501 to | 50,000 |
| Minnesota Association of Townships | 501 to | 50,000 |
| Minnesota Regional Development Organization | 501 to | 50,000 |
| Minnesota School Boards Association | 150,001 to | 250,000 |
| Minnesota Association of Secondary School Principals | 501 to | 50,000 |
| Minnesota Association of County Officers | 501 to | 50,000 |
| Minnesota Association of School Administrators | 501 to | 50,000 |
| Minnesota Association of Secondary Vocational Administrators | 501 to | 50,000 |
| Minnesota Elementary School Principals Association | 0 to | 500 |
| Municipal Legislative Commission | 50,001 to | 150,000 |
| NE Minnesota Development Association | 501 to | 50,000 |
| North Metro Mayor's Association | 50,001 to | 150,000 |
| Northern Counties Land Use Coordinating Board | 0 to | 500 |
| Range Association of Municipalities and Schools | 501 to | 50,000 |
| Schools for Equity in Education | 150,001 to | 250,000 |
| Total | 1,557,525 to | 3,601,000 |

Scope and Methodology of Report

This report on the lobbying expenditures of Minnesota counties, cities, school districts and metropolitan agencies is prepared in accordance with Minnesota Statute (1995) § 6.76. The statute requires that:

"On or before January 31, 1990, and each year thereafter, all counties, cities, school districts, metropolitan agencies, regional railroad authorities, and the metropolitan council shall report to the state auditor, on forms prescribed by the auditor, their estimated expenditures paid for the previous calendar year to a lobbyist as defined in section 10A.01, subdivision 11, and to any staff person not registered as a lobbyist over 25 percent of whose time is spent during the legislative session on legislative matters."

Many state policies, appropriation and tax laws established by the Minnesota Legislature and state administrative agencies have a direct impact on Minnesota's local governments. Therefore, it is appropriate that local governments work with the Legislature and administrative agencies in the development of these laws and administrative processes. *This report is not intended to question the appropriate role of local governments in the state's legislative and administrative process. Instead, it is intended to inform Minnesota citizens of the amount spent by their local governments to lobby the Legislature.*

The Office of the State Auditor has collected and published this data for lobbying expenditures made by local governments since 1989. This report summarizes local government lobbying expenditures during calendar year 1995. Due to a change in methodology, reports issued since 1992 are not comparable with earlier reports.³

In January of 1996, a lobbying reporting form was mailed to all local governments (see Appendix A). A review of individual lobbyist registrations with the State Ethical Practices Board identified additional local governments that have paid individuals to lobby on their behalf during 1995. The lobbying expenditures are the amounts reported by the local governments. The Office of the State Auditor did not attempt to verify the accuracy of those amounts. The data was cross-referenced against data collected by the State Ethical Practices Board, which requires lobbyists, and organizations that pay lobbyists, to file periodic reports.


3

While the law requires local governments to report the total annual cost of salaries and benefits of employees who spend more than 25 percent of their time on legislative issues, local governments contend that these figures artificially inflate their total lobbying expenditures. Therefore, for the past four years local governments were asked to report the percentage of an employee's time spent on legislative issues. This percentage was then used to prorate the total annual salary and benefit expenditures of the employee as a means of determining the amount of their total compensation related to legislative issues.



Appendix A

**Office of the State Auditor
Lobby Disclosure Form**



**INSTRUCTIONS FOR COMPLETING 1995 LOCAL GOVERNMENT
LOBBYING EXPENDITURES REPORTING FORM**

These instructions are intended to assist you in completing the 1995 Local Government Lobbying Expenditures Reporting Form that is required by Minnesota Statutes § 6.76. While we are asking you to report the total annual salaries and benefits of individual employees who meet the criteria expressed in Chapter 6.76, we are also asking that you estimate the percentage of the employee's time throughout the year that is spent on activities related to lobbying the state.

REPORTING EXPENDITURES FOR CONTRACT LOBBYISTS

Please identify all contract lobbyists retained by your local government and indicate the total amount paid to that individual or firm for lobbying the legislature and/or state administrative agencies, including the amount paid for expenses of that individual or firm. For purposes of this reporting form, a contract lobbyist is any individual or firm, excluding employees of the local government, that meets the definition of a lobbyist as defined in Minnesota Statutes § 10A.01, subdivision 11. **Expenditures for Contract Lobbyists do not include dues paid to local government associations that are formed for purposes that extend beyond representing their membership before the legislature and state administrative agencies (e.g. League of Cities, Association of Counties, Minnesota School Boards Associations, etc.).**

**REPORTING EXPENDITURES FOR EMPLOYEES
OF THE LOCAL GOVERNMENT**

Please identify all employees of the local government who spend more than 25 percent of their time during the legislative session on legislative matters. For each employee listed, provide the employee's estimated **annual** salary, the employee's estimated **annual** expense reimbursements, and the estimated **annual** cost of benefits (health, dental, and employer-paid life insurance and retirement benefits, including employer-paid FICA) for the employee. In addition, estimate the percent of the employee's **annual** time that is spent lobbying the state legislature and/or state administrative agencies. When estimating the percent of time spent lobbying, please include time spent preparing for legislative sessions, addressing legislative-related issues with local officials, legislators, state agency staff, other local government representatives, local citizens, and other interested organizations. Be sure to include in your estimate the time spent working with state administrative agencies on the development and implementation of administrative rules for programs and policies that affect local governments. Also, estimate the amount of employee expense reimbursements that are related to lobbying the legislature and/or state agencies.

REQUIRED SIGNATURE

Please have the form signed by the senior elected or administrative official of your local government. In addition to the signature of the senior elected or administrative official, please provide the name and phone number of the individual who should be contacted if we have questions related to the information provided on this form.

Thank you for your assistance in this matter. Please make copies of this form if you need additional space to complete this form. If you submit more than one page of information, please indicate on each page the total number of pages submitted.

OFFICE OF THE MINNESOTA STATE AUDITOR
1995 LOCAL GOVERNMENT LOBBYING EXPENDITURES REPORTING FORM

(Please Print or Type)

Name of Entity: _____

Person Completing Form: _____

City, Zip Code: _____

Phone Number: _____

Please List All Contract Lobbyists Retained by the Political Subdivision

| Name of Contract Lobbyist | Firm Name/Address | Total Amount of 1995 Contract | Total Amount of Expense Reimbursements Paid During 1995 |
|---------------------------|-------------------|-------------------------------------|--|
| _____ | _____ | _____ | _____ |
| _____ | _____ | _____ | _____ |

36

**Please List All Employees Who Spend Over 25 Percent Of Their Time
During The Legislative Session On Legislative Matters**

| Name of Employee | 1995 Annual Salary | 1995 Annual Expenses | Estimated Annual (1995) Cost of Employee's Benefits | Estimated Percent of Employee's Annual (1995) Time Spent Lobbying | Estimated Amount of Employee's 1995 Expenses Related to Lobbying |
|------------------|--------------------------|----------------------------|---|--|---|
| _____ | _____ | _____ | _____ | _____ | _____ |
| _____ | _____ | _____ | _____ | _____ | _____ |
| _____ | _____ | _____ | _____ | _____ | _____ |

I hereby certify to the best of my knowledge the information provided on this form is accurate and complete.

Signature of the senior elected or appointed official: _____

Date: _____

RECENT REPORTS FROM THE OFFICE OF THE STATE AUDITOR GOVERNMENTAL INFORMATION DIVISION

ANNUAL REPORTS:

- ***An Analysis of Minnesota's Municipal Liquor Store Operations in 1994***
This annual report details the sales and profits of Minnesota's 261 municipally-owned and operated liquor stores. January 1996
- ***Revenues, Expenditures and Debt of Minnesota Cities December 31, 1994***
This annual report lists the sources and amounts of revenues, expenditures and outstanding debt for Minnesota cities during the most recent year. It is divided into one report for cities over 2,500 population and a second for cities under 2,500. It also examines enterprise operations. April 1996
- ***1995 Local Government Lobbying Expenditures***
This annual report lists what local governments spend to lobby the Legislature and agencies of the state administration. August 1996
- ***1995 Budget Data: Minnesota Counties and 1994 Budget Data: Cities Over 2,500 in Population and 1994 Budget Data: Cities Under 2,500 in Population***
These annual reports analyze the unaudited revenues and expenditures budgeted for 1995 by counties and cities according to size. They include comparisons with 1994 budget data.
- ***Revenues, Expenditures and Debt of the Towns in Minnesota December 31, 1994***
This annual report lists the sources and amounts of revenues, expenditures and outstanding debt for Minnesota towns for the most recent fiscal year. July 1996
- ***Revenues, Expenditures and Debt of Minnesota Counties December 31, 1994***
This annual report lists the sources and audited amounts of revenues, expenditures and debt for Minnesota counties during the most recent fiscal year. It includes analyses of counties' enterprise operations, such as hospitals. May 1996
- ***Guide to City and County Fund Balances December 31, 1994***
This annual report provides an overview of Minnesota cities' and counties' fund balances. It defines "fund balance" and identifies fund-balance trends. July 1996
- ***1995 Criminal Forfeitures in the State of Minnesota***
This annual report describes the amount of property and cash seized by law enforcement agents in 1995 criminal forfeitures and what happens to the forfeited items. July 1996

If you would like to receive one of these recent reports or others published by the Office of the State Auditor, please call (612) 297-3688.