

**Minnesota Emergency Employment
Development Program**

390 North Robert Street
St. Paul, Minnesota 55101

612/297-4566

840278

December 28, 1983

Members of the Legislative
Advisory Commission (LAC)
309 Administration Building
St. Paul, Minnesota 55155


Dear LAC:

The attached report is provided to the Legislative
Advisory Commission and the Governor as required by the
Minnesota Emergency Employment Development (MEED) Act,
Section 3, Subd. 5.

This report includes information requested under the
Act, as well as other information which is relevant to
program performance. This is the second of two reports
provided to date.

If you have questions about this report or any other
aspect of the MEED program, please contact me at 297-4566.

Sincerely,



JOE SAMARGIA
Coordinator

JS:pj

Attachment

— Pursuant to 1983 Laws, Article 7 Sec 3
— subd 5
—
—

LEGISLATIVE ADVISORY COMMISSION (LAC)

REPORT

PREPARED BY

THE MINNESOTA EMERGENCY EMPLOYMENT DEVELOPMENT (MEED) PROGRAM

Following are statements about the MEED program:

1. Enrollment Performance. As of December 16, 1983 36,866 applicants were eligible for MEED; 6,634 have been enrolled and served. Program status and comparison with first LAC report information is as follows:

	thru 12/16/83	thru 9/16/83	increase
Cumulative Applications	44,474	14,879	29,595
Cumulative Eligible	36,866	13,361	23,505
Applications			
Cumulative Enrolled	6,634	1,000	5,634
Cumulative Private Jobs	1,905	220	1,685
Cumulative Public Jobs	4,760	754	4,006
Current Enrolled	6,172	1,000	5,172
Current Private Jobs	1,754	220	1,534
Current Public Jobs	4,332	754	3,578
Cumulative Employed	195	N/A	195
Unsubsidized			

2. Enrollment Performance Analysis. A report of performance by service delivery areas is attached (Attachment 1). Of all eligible applicants, 18% have been enrolled in MEED. Eighty-two (82%) percent of all applicants are eligible for MEED.

Of those enrolled and working in MEED, 28% are in the private Sector. Forty-two (42%) percent of 462 people who have terminated from the MEED program are employed full-time unsubsidized.

3. Goals and Objectives-Results. The program is well on its way toward achieving its goals and objectives. The objective of having at least 4,000 people working by November 1, 1983 was achieved -- 4,179 people were working by November 1, 1983.

Twenty-eight (28%) percent of all people working in MEED are in private-for-profit jobs. A final achievement of at least 40% private-for-profit jobs is totally realistic. Public jobs are easier to develop. As the program progresses, private sector jobs will be a larger share of all new jobs.

Thirty-six (36%) percent of all participants served through October, 1983 are female. This is lower than our 50% goal, but is within our qualified goal to serve females at least according to their incidence in the eligible applicant population.

4. Private-for-Profit Jobs. Our current priority is private-for-profit marketing and contract development. For-profit businesses are contacted through employer brochures, radio and television spots and local initiatives by employment administrators.

The MEED office works closely with the Department of Economic Development, and MEED is marketed as an economic development tool. MEED's value to employers is enhanced when combined with the federal targeted jobs tax credit. MEED may serve as the employer's solution to cash flow problems. It may be the collateral needed to obtain a bank loan. MEED has served as the catalyst necessary to start a business. Comments from a few employers who have used MEED are attached (Attachment 2).

Private sector contracting will slow down during the winter months and pick up again rapidly in March and April, 1984, and into the summer. While private sector contracting may lose some momentum, the percent participating should continue to increase and grow from the current 28% to 40% by program end.

5. Participant Characteristics. Participant characteristics are gathered for all program enrollees. The summary for through October, 1983 is attached (Attachment 3).

Participant information includes characteristics of MEED eligible unemployed who do not participate in either the public or the private-for-profit job subsidy portion of the program. Program administrators serve a number of eligible persons through job search and job clubs. The program provides an important service to many who would not otherwise be helped because of program fund limits.

6. Article 8 Coordination and MEED Task Force. The MEED office works closely with the Department of Economic Security and the Department of Public Welfare in the operation of the employment allowance and general assistance provisions under Article 8 of the Act.

In all instances, Article 7 and Article 8 MEED policy are consistent. The MEED office shared in presentations and training of Article 7 and Article 8 for local welfare and Economic Security staff statewide. Employment administrators under Article 7 MEED assisted in notifying area applicants for Article 7 of potential eligibility for Article 8 - the employment allowance. Employment administrators provide job service with information about Article 7 results on employment allowance participants.

MEED TASK FORCE. On September 15, 1983, a nine-member task force was appointed by Joe Samargia as an advisory group for Minnesota's \$70 million jobs program. The task force met on October 12, 1983 to discuss the role of the task force and the cooperation and coordination of each agency involved.

7. Discretionary Allocations. The MEED coordinator is authorized to allocate 10% (\$7,000,000) at discretion as described under Section 5 (Allocation of Funds among Service Delivery Areas). So far, \$3,000,000 has been allocated as follows:
 - a. For Job Placement Incentive (\$2,000,000). Each employment administrator receives \$1,000 for each MEED enrollee who is placed in a private sector subsidy job, and \$1,000 for each MEED enrollee who works in the public sector and is then placed in full-time employment not subsidized by MEED.
 - b. For Northern Minnesota Indian Reservations. The coordinator allocated \$1,000,000 for northern Minnesota Indian reservations located within the Arrowhead Economic Opportunity Agency (EOA) and Rural Minnesota CEP, Inc. employment administrator areas. The funds are administered by Arrowhead EOA and Rural Minnesota CEP, Inc.

8. Service Delivery Area Expenditures. Employment administrators have responsibility for administration of Article 7 MEED in a designated service delivery area. A summary of service delivery area expenditures for through October, 1983 follows:

<u>Service Delivery Area</u>	<u>Employment Administrator</u>	<u>Expenditures</u>
Region 1	Economic Security	<u>\$ 104,179</u>
Region 3 less Duluth	Arrowhead EOA	<u>800,150</u>
Duluth	City of Duluth	<u>8,431</u>
Regions 2,4,5	Rural Minnesota CEP, Inc.	<u>631,347</u>
Regions 6E,7E,7W	Economic Security	<u>158,375</u>
Regions 6W,8	Economic Security	<u>79,913</u>
Region 9	Economic Security	<u>126,898</u>
Region 10	Economic Security	<u>136,245</u>
Minneapolis	City of Minneapolis	<u>357,186</u>
Hennepin	Hennepin County	<u>254,116</u>
Carver	Carver County	<u>6,850</u>
Scott	Scott County	<u>6,570</u>
St. Paul	City of St. Paul	<u>182,287</u>
Ramsey	Ramsey County	<u>128,549</u>
Anoka	Anoka County	<u>126,899</u>
Dakota	Dakota County	<u>79,918</u>
Washington	Washington County	<u>31,686</u>
 TOTAL		 <u>\$3,219,599</u>

A more detailed summary of expenditures, by area, is attached (Attachment 4).

Minnesota Emergency Employment Development Program

390 North Robert Street
St. Paul, Minnesota 55101

612/297-4566

Attachment 1

MEED'S ENROLLMENT PERFORMANCE Week Ending December 16, 1983

SERVICE DELIVERY AREA	CUMULATIVE # OF APPS.	CUM. ELIG. APPS.	CUM. NUMBER ENROLLED	CUM. PRIV.	CUM. PUB.	CURRENTLY ENROLLED	CURR. PRIVATE	CURR. PUBLIC	CUMULATIVE EMPLOYED UN- SUBSIDIZED
Region 1	<u>2111</u>	<u>1153</u>	<u>216</u>	<u>99</u>	<u>117</u>	<u>204</u>	<u>84</u>	<u>107</u>	<u>6</u>
Region 3	<u>6843</u>	<u>5658</u>	<u>1126</u>	<u>350</u>	<u>776</u>	<u>1103</u>	<u>350</u>	<u>753</u>	<u>15</u>
Duluth	<u>2036</u>	<u>1976</u>	<u>179</u>	<u>50</u>	<u>129</u>	<u>175</u>	<u>46</u>	<u>129</u>	<u>0</u>
Regs. 2,4,5	<u>5666</u>	<u>5110</u>	<u>1078</u>	<u>280</u>	<u>818</u>	<u>968</u>	<u>239</u>	<u>698</u>	<u>40</u>
Regs. 6E,7E,7W	<u>5497</u>	<u>3217</u>	<u>509</u>	<u>226</u>	<u>283</u>	<u>484</u>	<u>218</u>	<u>266</u>	<u>35</u>
Region 9	<u>2632</u>	<u>2582</u>	<u>310</u>	<u>146</u>	<u>164</u>	<u>296</u>	<u>133</u>	<u>163</u>	<u>2</u>
Region 10	<u>2689</u>	<u>2481</u>	<u>380</u>	<u>108</u>	<u>272</u>	<u>359</u>	<u>102</u>	<u>257</u>	<u>7</u>
Regs. 6W,8	<u>1429</u>	<u>958</u>	<u>189</u>	<u>85</u>	<u>104</u>	<u>184</u>	<u>84</u>	<u>100</u>	<u>2</u>
Minneapolis	<u>7357</u>	<u>6060</u>	<u>642</u>	<u>97</u>	<u>545</u>	<u>610</u>	<u>91</u>	<u>519</u>	<u>16</u>
Hennepin	<u>1470</u>	<u>1237</u>	<u>512</u>	<u>173</u>	<u>369</u>	<u>446</u>	<u>142</u>	<u>271</u>	<u>23</u>
Carver	<u>1028</u>	<u>104</u>	<u>54</u>	<u>13</u>	<u>41</u>	<u>54</u>	<u>11</u>	<u>40</u>	<u>4</u>
Scott	<u>164</u>	<u>147</u>	<u>78</u>	<u>10</u>	<u>63</u>	<u>76</u>	<u>10</u>	<u>63</u>	<u>6</u>
St. Paul	<u>3422</u>	<u>3286</u>	<u>543</u>	<u>41</u>	<u>502</u>	<u>501</u>	<u>41</u>	<u>460</u>	<u>16</u>
Ramsey	<u>825</u>	<u>784</u>	<u>213</u>	<u>39</u>	<u>174</u>	<u>176</u>	<u>34</u>	<u>142</u>	<u>6</u>
Anoka	<u>1190</u>	<u>1155</u>	<u>272</u>	<u>99</u>	<u>173</u>	<u>232</u>	<u>88</u>	<u>144</u>	<u>8</u>
Dakota	<u>538</u>	<u>538</u>	<u>204</u>	<u>44</u>	<u>145</u>	<u>190</u>	<u>43</u>	<u>134</u>	<u>7</u>
Washington	<u>477</u>	<u>420</u>	<u>129</u>	<u>45</u>	<u>85</u>	<u>114</u>	<u>38</u>	<u>76</u>	<u>2</u>
TOTAL	<u>44474</u>	<u>36866</u>	<u>6634</u>	<u>1905</u>	<u>4760</u>	<u>6172</u>	<u>1754</u>	<u>4332</u>	<u>195</u>

EMPLOYERS ENDORSE THE NEW MINNESOTA JOBS PROGRAM

Here's what employers have to say about the program:

"It was a little scary to expand. We started with a SBA loan and they needed a lot of collateral, so when we wanted to hire extra help we were a little worried—but this program has been fantastic! I really believe that we've created some long-term jobs."

Steve Carlton, President—Story Book Corp., Emily, MN

"The Jobs Program came at the right time for us. It's given us the pre-screening and interviewing help we needed to expand."

Jeff Klingfuss, Co-owner—First Link Services, Minneapolis, MN

"The program helped us out of a working capital dilemma."

John Durand, President—Minnesota Diversified Industries, St. Paul, MN

"We needed another employee and we didn't think we could afford to hire one... the Jobs Program made the difference!"

Linda Dahlman, Co-owner—Cromwell Home Center, Cromwell, MN

"The Jobs Program has been a big factor in our expansion. The caliber of people they sent us was excellent and the program ran smoothly too!"

Tom Heimer, Personnel Manager—Imperial Clevite, Lake City, MN

If you are interested in hiring
a new worker or need more
information about the
Minnesota Jobs Program—
CALL TODAY!

Twin Cities: 612/297-2437

Toll Free (Outstate): 1-800/652-9747

Minnesota Emergency Employment Development (MEED) Program

Applicant/Participant Information (Cumulative)

through October, 1983 (month/year)for Total MEED Program (grantee)Applicant Information

a. Total Applicants to Date	<u>30,845</u>	d. GA Eligible	<u>6657</u>
b. Total Eligible Applicants	<u>25,504</u>	e. Female	<u>8118</u>
c. Household w/o other income	<u>12,430</u>		

Participant Information

a. Household w/o other income	<u>2757</u>	g. 45 and Over	<u>597</u>
b. GA eligible	<u>1085</u>	h. Black	<u>493</u>
c. Other eligible	<u>911</u>	i. Hispanic	<u>60</u>
d. Female	<u>1580</u>	j. American Indian	<u>288</u>
e. Through 21	<u>866</u>	k. Asian/Pacific Islanders	<u>51</u>
f. 22 through 44	<u>2889</u>	l. Veteran	<u>766</u>
		m. Required Day Care Assist.	<u>105</u>
		n. Total enrolled to date	<u>4352</u>

Reason for Termination

a. Employed Unsubsidized	<u>52</u>	e. Reached a Program Maximum	<u> </u>
b. Full Time Education	<u>13</u>	f. Other Reason	<u>95</u>
c. Enter Other Trng. Prog.	<u>0</u>	g. Total Leaving Program	<u>162</u>
d. Not Available for Work	<u>11</u>		

60-Day Follow-up Status For Employed Unsubsidized

a. Number receiving follow-up	<u> </u>
b. Number Private Sector/State Subsidy	<u> </u>
1. employed	<u> </u>
2. in school	<u> </u>
3. unemployed	<u> </u>
4. other	<u> </u>
c. Number of Other Unsubsidized Employed	<u> </u>
1. employed	<u> </u>
2. in school	<u> </u>
3. unemployed	<u> </u>
4. other	<u> </u>

MINNESOTA DEPARTMENT OF ECONOMIC SECURITY
MINNESOTA EMERGENCY EMPLOYMENT (MEED) PROGRAM

MONTHLY FINANCIAL STATUS REPORT

Attachment 4.

Grant Recipient Washington County Job Training Center SDA #12

Address 2000 Industrial Boulevard Grant No. _____

Stillwater, Minnesota 55082 Report Period 10-1-83 to 10-31-83

Prepared by Margaret Clarey Phone 439-3220 Final Invoice ☐ Yes ☒ No
X199

COST CATEGORIES	NO. OF EMPLOYERS	TOTAL BUDGET	ACCRUED EXPENDITURES		PERCENT EXPENDED
			THIS PERIOD	CUMULATIVE	
Administration		\$65,974	2,577.04	4,892.00	.15
Staff Services:					
• Job Search & Related		148,606	3,760.23	6,935.75	.09
• Other Activities		-	-	-	
Child Care		14,441	200.00	301.25	.04
Private for Profit:					
• Wages		435,429	3,790.00	4,832.00	.02
• Fringe		99,624	879.86	1,076.65	.02
State Agencies:					
• Wages		192,000	-	-	
Other not for Profit:					
• Wages		463,142	11,544.00	13,124.00	.055
• Workers Compensation		24,800	521.57	524.96	.039
• Other Fringe		-	-	-	
• Supplies & Materials		-	-	-	
TOTAL		1,444,096	23,272.70	31,686.61	.04

CERTIFICATION: I certify, to the best of my knowledge and belief, that this report is complete and correct and that expenditures are for the purposes set forth in the award document.

F. Rematson
DES Approval

Fred C. Feuerpfeil 11-17-83
Signature of Authorized Official Date
FRED C. FEUERPFEL, DIRECTOR, JOB TRAINING CENTER
Printed Name & Title

**MINNESOTA DEPARTMENT OF ECONOMIC SECURITY
MINNESOTA EMERGENCY EMPLOYMENT (NEED) PROGRAM**

Attachment 4

MONTHLY FINANCIAL STATUS REPORT

Grant Recipient Ramsey County SDA #12
 Address Frost & Manton Grant No. _____
Maplewood, MN 55109 Report Period 8-17-83 to 10-31-83
 Prepared by Steve Landucci Phone 770-8900 Final Invoice ☐ Yes ☒ No

COST CATEGORIES	NO. OF EMPLOYERS	TOTAL BUDGET	ACCRUED EXPENDITURES		PERCENT EXPENDED
			THIS PERIOD	CUMULATIVE	
Administration		101,318.00	3,006.01	5,768.36	5.69%
Staff Services:					
• Job Search & Related		219,674.00	4,067.11	8,710.01	3.98%
• Other Activities					
Child Care		25,000.00	1,496.00	2,002.60	8.01%
Private for Profit:					
• Wages	9	705,518.00	11,392.00	14,656.00	2.08%
• Fringe		175,000.00	2,979.20	3,664.00	2.09%
State Agencies:					
• Wages	2	85,000.00	1,056.00	1,056.00	1.24%
Other not for Profit:					
• Wages	40	915,000.00	58,417.19	90,537.81	9.89%
• Workers Compensation		10,000.00	1,400.00	2,000.00	20.00%
• Other Fringe					
• Supplies & Materials		15,000.00	8.89	154.82	1.03%
TOTAL		2,251,510.00	83,822.40	128,549.60	5.71%

CERTIFICATION: I certify, to the best of my knowledge and belief, that this report is complete and correct and that expenditures are for the purposes set forth in the award document.

Steve Landucci
DES Approval

Christine Larsen 11-22-83
Signature of Authorized Official Date
Christine Larsen - Director
Printed Name & Title

MINNESOTA DEPARTMENT OF ECONOMIC SECURITY
MINNESOTA EMERGENCY EMPLOYMENT (MEED) PROGRAM

Attachment 4

MONTHLY FINANCIAL STATUS REPORT

Grant Recipient CITY of SAINT PAUL SDA CITY of SAINT PAUL
Address 615 SOUTH CHATSWORTH Grant No. _____
ST. PAUL MN 55102 Report Period 10/01/83 to 10/31/83
Prepared by ROBERT BEIKLER Phone 798-4904 Final Invoice ☐ Yes ☒ No

COST CATEGORIES	NO. OF EMPLOYERS	TOTAL BUDGET	ACCRUED EXPENDITURES		PERCENT EXPENDED
			THIS PERIOD	CUMULATIVE	
Administration		170,148	2,108	11,320	6%
Staff Services:					
• Job Search & Related		281,979	17,834	41,066	15%
• Other Activities		19,603		0	
Child Care		102,800	300	400	0%
Private for Profit:	5	1,065,676	2,080	2,880	0%
• Wages					
• Fringe		188,060	720	720	0%
State Agencies:	0	124,800		0	0%
• Wages					
Other not for Profit:	1	1,755,805	97,537	121,039	7%
• Wages					
• Workers Compensation		70,232	3,901	4,842	7%
• Other Fringe		0		0	
• Supplies & Materials		3,000		0	0%
TOTAL		3,781,103	123,725	182,287	5%

CERTIFICATION: I certify, to the best of my knowledge and belief, that this report is complete and correct and that expenditures are for the purposes set forth in the award document.

[Signature]
DES Approval

Robert M. Beikler 11/23/83
Signature of Authorized Official Date
ROBERT M. BEIKLER ACCOUNTANT
Printed Name & Title

**MINNESOTA DEPARTMENT OF ECONOMIC SECURITY
MINNESOTA EMERGENCY EMPLOYMENT (MEEED) PROGRAM**

Attachment 4

MONTHLY FINANCIAL STATUS REPORT

Grant Recipient Hennepin County

SDA #9

Address 300 South 6th Street

Grant No. N.A.

Minneapolis, MN 55487

Report Period 10/1/83 to 10/31/83

Prepared by H. Christenson Phone 348-8282


Final Invoice ☐ Yes ☒ No

COST CATEGORIES	NO. OF EMPLOY- ERS	TOTAL BUDGET	ACCRUED EXPENDITURES		PERCENT EXPENDED
			THIS PERIOD	CUMULATIVE	
Administration		311,338	11,608	23,229	7.4%
Staff Services:					
• Job Search & Related		438,147	45,795	93,204	21.2%
• Other Activities		551,145	19,236	36,061	6.5%
Child Care		67,500	-0-	-0-	-0-
Private for Profit:	27	2,096,341	16,732	18,116	.8%
• Wages					
• Fringe		209,634	1,243	1,364	.6%
State Agencies:					
• Wages	25	1,430,752	27,756	35,199	2.4%
Other not for Profit:					
• Wages	39	1,713,758	39,507	46,943	2.7%
• Workers Compensation		100,000	-0-	-0-	-0-
• Other Fringe		—			
• Supplies & Materials		—			
TOTAL		6,918,615	161,877	254,116	3.7%

CERTIFICATION: I certify, to the best of my knowledge and belief, that this report is complete and correct and that expenditures are for the purposes set forth in the award document.

WCB Brumfield 11/22/83
Signature of Authorized Official Date
William C. Brumfield Director
Printed Name & Title

DES Approval



DES-1758(08/23/83)(ES-03938-01)

MINNESOTA DEPARTMENT OF ECONOMIC SECURITY Attachment 4
MINNESOTA EMERGENCY EMPLOYMENT (MEED) PROGRAM


MONTHLY FINANCIAL STATUS REPORT

Grant Recipient City of Minneapolis SDA #10 Minneapolis
 Address 310 1/2 City Hall Grant No. _____
Minneapolis, Minnesota 55415 Report Period 10/1/83 to 10/31/83
 Prepared by Merle Combs Phone 313-2774 Final Invoice ☐ Yes ☒ No

COST CATEGORIES	NO. OF EMPLOYERS	TOTAL BUDGET	ACCRUED EXPENDITURES		PERCENT EXPENDED
			THIS PERIOD	CUMULATIVE	
Administration		224,996	8,352	16,428	7
Staff Services:					
• Job Search & Related		430,638	21,643	34,151	8
• Other Activities		197,803	48,931	48,931	25
Child Care		100,000	549	549	1
Private for Profit:	38	1,514,240	15,753	19,154	1
• Wages					
• Fringe		170,352	1,785	2,168	1
State Agencies:	-0-	-0-	-0-	-0-	-0-
• Wages					
Other not for Profit:	119	2,273,197	125,456	150,421	7
• Wages					
• Workers Compensation		88,691	85,384	85,384	96
• Other Fringe		-0-	-0-	-0-	-0-
• Supplies & Materials		-0-	-0-	-0-	-0-
TOTAL		4,999,917	307,853	357,186	7

CERTIFICATION: I certify, to the best of my knowledge and belief, that this report is complete and correct and that expenditures are for the purposes set forth in the award document.


DES Approval

 11-21-83
 Signature of Authorized Official Date
 Donna Harris, Director
 Mpls. Empl. & Trng. Program
 Printed Name & Title

MINNESOTA DEPARTMENT OF ECONOMIC SECURITY Attachment 4
MINNESOTA EMERGENCY EMPLOYMENT (MEED) PROGRAM

MONTHLY FINANCIAL STATUS REPORT

Grant Recipient Carver County SDA Carver County
Address Court House Grant No. _____
Chaska, MN 55318 Report Period 10-1-83 to 10-31-83
Prepared by Jane Thomas Phone 448-3661 Final Invoice ☐ Yes ☒ No

COST CATEGORIES	NO. OF EMPLOYERS	TOTAL BUDGET	ACCRUED EXPENDITURES		PERCENT EXPENDED
			THIS PERIOD	CUMULATIVE	
Administration		23,802	435.18	436.38	1.8
Staff Services:					
Job Search & Related		54,795	2,093.75	2,093.75	3.8
Other Activities		2,000	.00	.00	.0
Child Care		3,000	.00	.00	.0
Private for Profit:					
Charges	0	160,270	.00	.00	.0
Fringe		27,246	.00	.00	.0
State Agencies:					
Charges	0	-0-	.00	.00	.0
Other not for Profit:					
Charges	25	240,404	4,278.72	4,278.72	1.8
Workers Compensation		12,020	.00	1.35	.0
Other Fringe		2,404	39.83	39.83	1.7
Supplies & Materials		3,000	.00	.00	.0
TOTAL		528,941	6,847.48	6,850.03	1.3

CERTIFICATION: I certify, to the best of my knowledge and belief, that this report is complete and correct and that expenditures are for the purposes set forth in the award document.

J. R. Mats
DES Approval

Theresa Erickson 11/9/83
Signature of Authorized Official / Date
Theresa Erickson Employment & Training Supervisor
Printed Name & Title

**MINNESOTA DEPARTMENT OF ECONOMIC SECURITY
MINNESOTA EMERGENCY EMPLOYMENT (MEED) PROGRAM**

Attachment 4

MONTHLY FINANCIAL STATUS REPORT

ant Recipient Dakota County on Behalf of Dakota County SDA N/A
 Address 1560 W. Hwy. #55 Grant No. N/A
Hastings, MN 55033 Report Period 10/1/83 to 10/31/83
 Prepared by L. Torgerson Phone 437-2822 Final Invoice ☐ Yes ☒ No

COST CATEGORIES	NO. OF EMPLOYERS	TOTAL BUDGET	ACCRUED EXPENDITURES		PERCENT EXPENDED
			THIS PERIOD	CUMULATIVE	
Administration		118,578.00	10,934.88	11,077.88	9%
Staff Services:					
Job Search & Related		30,000.00	1,419.06	1,419.06	5%
Other Activities		10,000.00	318.00	318.00	3%
Child Care		6,114.00			
Private for Profit:					
Wages	26	790,522.00	6,476.53	8,228.94	1%
Fringe		197,630.00	1,355.72	1,645.75	1%
State Agencies:					
Wages	0				
Other not for Profit:					
Wages	92	1,185,780.00	41,405.51	55,843.76	5%
Workers Compensation		296,446.00	1,385.00	1,385.00	0%
Other Fringe					
Supplies & Materials					
TOTAL		2,635,070.00	63,294.70	79,918.39	3%

CERTIFICATION: I certify, to the best of my knowledge and belief, that this report is complete and correct and that expenditures are for the purposes set forth in the award document.

DES Approval

Signature of Authorized Official

11/22/83

Date

Carl D. Onischuk, County Auditor

Printed Name & Title

**MINNESOTA DEPARTMENT OF ECONOMIC SECURITY
MINNESOTA EMERGENCY EMPLOYMENT (MEED) PROGRAM**

MONTHLY FINANCIAL STATUS REPORT

Grant Recipient Rural Minnesota CEP, Inc. SDA #2
 Address 819 Lincoln Ave. P. O. Box 1108 Grant No. _____
Detroit Lakes, Mn 56501 Report Period 10-1-83 to 10-31-83
 Prepared by Dave Schumacher Phone 218 847-9205 Final Invoice ☐ Yes ☒ No

COST CATEGORIES	NO. OF EMPLOYERS	TOTAL BUDGET	ACCRUED EXPENDITURES		PERCENT EXPENDED
			THIS PERIOD	CUMULATIVE	
Administration		295,652.	8,154.	13,951.	4.7
Staff Services:		0	0	0	---
•Job Search & Related					
•Other Activities		607,230.	66,640.	82,702.	13.6
Child Care		18,631.	94.	164.	.9
Private for Profit:	122	2,106,970.	86,389.	116,939.	5.6
•Wages					
•Fringe		407,493.	20,623.	26,848.	6.6
State Agencies:	7	279,974.	10,528.	10,528.	3.8
•Wages					
Other not for Profit:	220	2,652,744.	221,969.	351,160.	13.2
•Wages					
•Workers Compensation		64,749.	3,134.	7,344.	11.3
•Other Fringe		126,777.	13,776.	21,702.	17.1
•Supplies & Materials		9,833.	9.	9.	.1
TOTAL		6,570,053.	431,316.	631,347.	9.6

CERTIFICATION: I certify, to the best of my knowledge and belief, that this report is complete and correct and that expenditures are for the purposes set forth in the award document.

[Signature]
 DES Approval

Jerome F. Rogers 11-23-83
 Signature of Authorized Official Date
 Jerome F. Rogers, Fiscal Director
 Printed Name & Title

MINNESOTA EMERGENCY EMPLOYMENT (NEED) PROGRAM

ACTUAL
Attachment 4

MONTHLY FINANCIAL STATUS REPORT

Grant Recipient Anoka County Job Training Ctr. SDA same
 Address 7150 East River Rd. Grant No. _____
Fridley, MN Report Period 10-1-83 to 10-31-81
 Prepared by Ray Sims Phone 571-8500 Final Invoice ☐ Yes ☒ No

COST CATEGORIES	NO. OF EMPLOYERS	TOTAL BUDGET	ACCRUED EXPENDITURES		PERCENT EXPENDED
			THIS PERIOD	CUMULATIVE	
Administration		129,288	2,428.81	2,826.60	2%
Staff Services:					
Job Search & Related		169,306	9,688.79	14,470.67	9%
Other Activities		56,432	3,658.16	3,930.01	7%
Child Care		71,827	0	0	---
Private for Profit:	53	870,542	17,483.20	20,011.20	2%
Wages		217,635	3,762.92	4,394.92	2%
Fringe					
State Agencies:	1	74,880	0	0	0
Wages					
Other not for Profit:	25	1,230,932	54,586.53	63,651.76	1%
Wages		52,232	(33.43)	17,614	34%
Workers Compensation					
Other Fringe					
Supplies & Materials					
TOTAL		2,873,074	91,574.98	126,899.16	4%

CERTIFICATION: I certify, to the best of my knowledge and belief, that this report is complete and correct and that expenditures are for the purposes set forth in the award document.

K. M. Trudeau 11/22/83
 Signature of Authorized Official Date
 Kathleen M. Trudeau, Assistant Manager
 Printed Name & Title

[Signature]
 S Approval

MINNESOTA DEPARTMENT OF ECONOMIC SECURITY
MINNESOTA EMERGENCY EMPLOYMENT (MEED) PROGRAM

Attachment 4

MONTHLY FINANCIAL STATUS REPORT

Grant Recipient City of Duluth-Duluth Job Training Div.SDA Duluth
Address 332 City Hall Grant No. _____
Duluth, MN 55802 Report Period 10/1/83 to 10/31/83
Prepared by M. Engblom Phone 218-723-3769 Final Invoice ☐ Yes ☒ No

COST CATEGORIES	NO. OF EMPLOYERS	TOTAL BUDGET	ACCRUED EXPENDITURES		PERCENT EXPENSE
			THIS PERIOD	CUMULATIVE	
Administration		71,274.00	515.97	7,276.27	10.2
Staff Services:					
•Job Search & Related					
•Other Activities					
Child Care		95,033.00	47.50	47.50	.0004
Private for Profit:					
•Wages	13	453,622.00	-0-	-0-	-0-
•Fringe		113,405.00	-0-	-0-	-0-
State Agencies:					
•Wages	0				
Other not for Profit:					
•Wages	16	680,432.00	1,004.80	1,004.80	.00147
•Workers Compensation		170,108.00	102.46	102.46	.0006
•Other Fringe					
•Supplies & Materials					
TOTAL		1,583,874.00	1,670.73	8,431.03	10.2025

CERTIFICATION: I certify, to the best of my knowledge and belief, that this report is complete and correct and that expenditures are for the purposes set forth in the award document.

Mark W. McCarty 11/21/83
Signature of Authorized Official Date
Mark W. McCarty - City Auditor
Printed Name & Title

[Signature]
DES Approval

MINNESOTA DEPARTMENT OF ECONOMIC SECURITY
MINNESOTA EMERGENCY EMPLOYMENT (NEED) PROGRAM

Attachment 4

MONTHLY FINANCIAL STATUS REPORT

Grant Recipient Scott County SDA Scott County
Address 699 County Road 83 Grant No. _____
Shakopee, MN 55379 Report Period 10/1/83 to 10/31/83
Prepared by Michael Lorinser Phone 445-7751 Final Invoice ☒ Yes ☐ No

COST CATEGORIES	NO. OF EMPLOYERS	TOTAL BUDGET	ACCRUED EXPENDITURES		PERCENT EXPENDED
			THIS PERIOD	CUMULATIVE	
Administration		32,639	228.54	1,808.65	.6
Staff Services:					
• Job Search & Related		48,000	978.67	1,735.43	.4
• Other Activities		0		0	
Child Care		19,716	8.25	8.25	.04
Private for Profit:					
• Wages	2	219,766	1,206.00	1,272.00	.6
• Fringe		54,942	143.39	151.24	.3
State Agencies:					
• Wages	0	20,800		0	0
Other not for Profit:					
• Wages	14	308,850	1,275.00	1,595.00	.5
• Workers Compensation		11,500		0	0
• Other Fringe		6,088		0	0
• Supplies & Materials		3,000		0	0
TOTAL		725,301	3,839.85	6,570.57	.09

CERTIFICATION: I certify, to the best of my knowledge and belief, that this report is complete and correct and that expenditures are for the purposes set forth in the award document.

Signature of Authorized Official

11/08/8

Date

Michael Lorinser

Program Manager

Printed Name & Title

DES Approval

MINNESOTA DEPARTMENT OF ECONOMIC SECURITY
MINNESOTA EMERGENCY EMPLOYMENT (MEED) PROGRAM

Attachment 4

MONTHLY FINANCIAL STATUS REPORT

Grant Recipient Arrowhead Economic Opportunity Agency SDA _____
Address 6th Street and 3rd Avenue South Grant No. MEED
Virginia, MN. 55792 Report Period 10/1/83 to 10/31/83
Prepared by Kathy Kaufmann Phone 218-749-2912 Final Invoice ☒ Yes ☐

COST CATEGORIES	NO. OF EMPLOYERS	TOTAL BUDGET	ACCRUED EXPENDITURES		PERCENT EXPENSE
			THIS PERIOD	CUMULATIVE	
Administration		364,820	10,255	20,000	11%
Staff Services:					
Job Search & Related		821,964	36,545	43,293	11%
Other Activities					
Child Care		101,340	209	209	
Private for Profit:					
Wages	123	2,456,490	78,280	119,304	10%
Fringe		280,040	(4,677)	-0-	0%
State Agencies:					
Wages					
Other not for Profit:					
Wages	268	3,684,734	401,611	562,255	31%
Workers Compensation		121,228	14,239	19,789	33%
Other Fringe		215,802	24,143	35,259	33%
Supplies & Materials		60,804	41	41	
TOTAL		8,107,222	560,646	800,150	20%

CERTIFICATION: I certify, to the best of my knowledge and belief, that this report is complete and correct and that expenditures are for the purposes set forth in the award document.

J. R. Madsen
FAS Approval

James Glancy 11/15/83
Signature of Authorized Official Date
James Glancy Fiscal Services Director
Printed Name & Title

**MINNESOTA DEPARTMENT OF ECONOMIC SECURITY
MINNESOTA EMERGENCY EMPLOYMENT (MEED) PROGRAM**

Attachment 4

MONTHLY FINANCIAL STATUS REPORT

Grant Recipient Minn Dept. of Economic Security SDA 7 (Region 9)
 Address 390 N. Robert Street, Room 125 Grant No. N/A
St. Paul, MN 55101 Report Period 07/1/83 to 10/31/83
 Prepared by Ronn Malakowsky Phone 296-7919 Final Invoice ☐ Yes ☒ No

COST CATEGORIES	NO. OF EMPLOYERS	TOTAL BUDGET	ACCRUED EXPENDITURES		PERCENT EXPENDITURE
			THIS PERIOD	CUMULATIVE	
Administration		145,794	12,249	23,930	16
Staff Services:					
• Job Search & Related		172,685	7,063	15,427	9
• Other Activities		0	6,621	9,043	0
Child Care		97,196	0	0	0
Private for Profit:					
• Wages	34	998,370	28,324	36,826	4
• Fringe		137,334	684	684	0
State Agencies:					
• Wages	1	*	2,658	3,202	*
Other not for Profit:					
• Wages	33	1,455,833	32,570	37,727	3
• Workers Compensation		**	59	59	0
• Other Fringe		200,261	0	0	0
• Supplies & Materials		32,399	0	0	0
TOTAL		3,239,872	90,228	126,898	4

CERTIFICATION: I certify, to the best of my knowledge and belief, that this report is complete and correct and that expenditures are for the purposes set forth in the award document.

*Included in "Other not for Profit"
 **Included with "Other Fringe"

R. Malakowsky
 DES Approval

John G. Burns 11/23/83
 Signature of Authorized Official Date
 John G. Burns, Director, Financial Services
 Printed Name & Title

**MINNESOTA DEPARTMENT OF ECONOMIC SECURITY
MINNESOTA EMERGENCY EMPLOYMENT (MEED) PROGRAM**

Attachment 4

MONTHLY FINANCIAL STATUS REPORT

Grant Recipient Minn Dept. of Economic Security

SDA 6 (Region 6W, 8)

Address 390 N. Robert Street, Room 125

Grant No. N/A

St. Paul, MN 55101

Report Period 07/1/83 to 10/31/83

Prepared by Ronn Malakowsky Phone 296-7919

Final Invoice ☐ Yes ☒ No


COST CATEGORIES	NO. OF EMPLOYERS	TOTAL BUDGET	ACCRUED EXPENDITURES		PERCENT EXPENSE
			THIS PERIOD	CUMULATIVE	
Administration		113,077	19,860	22,295	20
Staff Services:		133,934	5,856	9,376	7
• Job Search & Related		-0-	18,380	23,399	-0-
• Other Activities		75,385	95	95	-0-
Child Care		1,152,738	4,793	7,248	1
Private for Profit:	15				
• Wages		158,568	-0-	-0-	-0-
• Fringe		*	6,470	6,950	*
State Agencies:	1				
• Wages		750,727	8,527	10,550	2
Other not for Profit:	24				
• Wages		**	-0-	-0-	-0-
• Workers Compensation		103,268	-0-	-0-	-0-
• Other Fringe		25,128	-0-	-0-	-0-
• Supplies & Materials					
TOTAL		2,512,825	63,981	79,913	3

CERTIFICATION: I certify, to the best of my knowledge and belief, that this report is complete and correct and that expenditures are for the purposes set forth in the award document.

* Included with "Other not for Profit"

** Included with "Other Fringe"

DES Approval


 Signature of Authorized Official
 Date 11/23/83
 John G. Burns, Director, Financial Services
 Printed Name & Title

**MINNESOTA DEPARTMENT OF ECONOMIC SECURITY
MINNESOTA EMERGENCY EMPLOYMENT (MEED) PROGRAM**

Attachment 4

MONTHLY FINANCIAL STATUS REPORT

Grant Recipient Minn Dept. of Economic Security

SDA #5 (Region 6 & 7E, 7W)

Address 390 N. Robert Street, Room 125

Grant No. N/A

St. Paul, MN 55101

Report Period 07/1/83 to 10/31/83

Prepared by Ronn Malakowsky Phone 296-7919

Final Invoice ☐ Yes ☒ No

COST CATEGORIES	NO. OF EMPLOYERS	TOTAL BUDGET	ACCRUED EXPENDITURES		PERCE EXPEN
			THIS PERIOD	CUMULATIVE	
Administration		314,785	21,454	30,174	10
Staff Services:		372,846	15,583	21,517	6
•Job Search & Related					
•Other Activities		-0-	3,955	5,848	-0-
Child Care		209,857	-0-	-0-	-0-
Private for Profit:					
•Wages	54	2,628,778	40,946	45,127	2
•Fringe		361,609	-0-	-0-	-0-
State Agencies:					
•Wages	1	*	2,750	3,518	*
Other not for Profit:					
•Wages	54	2,670,110	49,477	52,191	2
•Workers Compensation		* *	-0-	-0-	-0-
•Other Fringe		367,294	-0-	-0-	-0-
•Supplies & Materials		69,952	-0-	-0-	-0-
TOTAL		6,995,231	134,165	158,375	2

CERTIFICATION: I certify, to the best of my knowledge and belief, that this report is complete and correct and that expenditures are for the purposes set forth in the award document.

*Included with "Other not for Profit"
**Included with "Other Fringe"

J. R. Matson
DES Approval

John G. Burns 11/23/83
Signature of Authorized Official Date
John G. Burns, Director, Financial Services
Printed Name & Title

**MINNESOTA DEPARTMENT OF ECONOMIC SECURITY
MINNESOTA EMERGENCY EMPLOYMENT (NEED) PROGRAM**

Attachment 4

MONTHLY FINANCIAL STATUS REPORT

Grant Recipient Minn. Dept. of Economic Security

SDA #1 (Region 1)

Address 390 N. Robert Street, Room 125

Grant No. N/A

St. Paul, MN 55101

Report Period 07/01/83 to 10/31/83

Prepared by Ronn Malakowsky Phone 296-7919

Final Invoice ☐ Yes ☒ No

COST CATEGORIES	NO. OF EMPLOYERS	TOTAL BUDGET	ACCRUED EXPENDITURES		PERCENT EXPEND
			THIS PERIOD	CUMULATIVE	
Administration		70,486	2,488	2,654	4
Staff Services:					
• Job Search & Related		83,487	4,928	4,928	6
• Other Activities		-0-	9,741	9,741	-0-
Child Care		46,991	-0-	-0-	-0-
Private for Profit:	47	553,154	29,241	34,940	6
• Wages					
• Fringe		76,090	429	429	1
State Agencies:	1	58,240	3,902	4,542	8
• Wages					
Other not for Profit:	38	575,123	37,728	46,661	8
• Wages					
• Workers Compensation		*	284	284	-0-
• Other Fringe		87,124	-0-	-0-	-0-
• Supplies & Materials		15,664	-0-	-0-	-0-
TOTAL		1,566,359	88,741	104,179	7

CERTIFICATION: I certify, to the best of my knowledge and belief, that this report is complete and correct and that expenditures are for the purposes set forth in the award document.

*Included with "Other Fringe"

[Signature]
DES Approval

John G. Burns 11/23/83
Signature of Authorized Official Date
John G. Burns, Director, Financial Services
Printed Name & Title

**MINNESOTA DEPARTMENT OF ECONOMIC SECURITY
MINNESOTA EMERGENCY EMPLOYMENT (MEED) PROGRAM**

Attachment 4

MONTHLY FINANCIAL STATUS REPORT

Grant Recipient Minn Dept. of Economic Security SDA 8 (Region 10)
 Address 390 N. Robert Street, Room 125 Grant No. N/A
St. Paul, MN 55101 Report Period 07/1/83 to 10/31/83
 Prepared by Ronn Malakowsky Phone 296-7919 Final Invoice ☐ Yes ☒ No

COST CATEGORIES	NO. OF EMPLOYERS	TOTAL BUDGET	ACCRUED EXPENDITURES		PERCENT EXPENSE
			THIS PERIOD	CUMULATIVE	
Administration		254,650	10,583	15,092	6
Staff Services:					
• Job Search & Related		301,619	10,908	25,628	8
• Other Activities		0	5,170	5,708	0
Child Care		169,767	0	0	0
Private for Profit:					
• Wages	14	2,320,343	18,688	36,705	2
• Fringe		319,181	2,510	2,510	1
State Agencies:					
• Wages	1	*	9,939	10,003	*
Other not for Profit:					
• Wages	51	1,966,268	35,399	40,451	3
• Workers Compensation		**	148	148	0
• Other Fringe		270,476	0	0	0
• Supplies & Materials		56,589	0	0	0
TOTAL		5,658,893	93,345	136,245	2

CERTIFICATION: I certify, to the best of my knowledge and belief, that this report is complete and correct and that expenditures are for the purposes set forth in the award document.

* Included with "Other not for Profit"
 ** Included with "Other Fringe"

[Signature]
 DES Approval

[Signature] 11/23/83
 Signature of Authorized Official Date
 John G. Burns, Director, Financial Services
 Printed Name & Title