

Summary Information on
Juvenile Delinquency Petitions in
Minnesota Courts

Calendar Year 2001

Presented to the House and Senate Crime Prevention Committees
Pursuant to M.S. § 260B.173

September 2002

Prepared by
Research and Evaluation
Court Services Division
State Court Administrator's Office
Minnesota Supreme Court

Juvenile Delinquency Petitions in Minnesota Courts Calendar Year 2001

Highlights

- In calendar year 2001 over 24,000 delinquency petitions were filed in Minnesota courts. Delinquency petitions represent 35% of all petitions filed in juvenile court. Slightly over half (52%) of the delinquency petitions in 2001 were for misdemeanor offenses, 39% were for felonies and 10% were for gross misdemeanors. These patterns are consistent with data reported in previous years.
- The Fourth Judicial District had the largest number of petitions (4,762), followed by the First District (4,229) and the Tenth District (3,425). These three districts account for half of the delinquency petitions filed statewide.
- For delinquency petitions filed in 2001, the average age of the juveniles involved was fifteen. Eighty percent were fourteen years old or older.
- Overall, 75% of all delinquency petitions filed in 2001 involved males; the percentage was higher, at 84%, for felony delinquencies.
- The largest proportion of delinquency petitions involved property offenses (44% in 2001). The most common alleged felony delinquency offenses were Theft and Burglary, which together account for almost half of the felony filings.
- The available data indicate that in 76% of the juvenile delinquency petitions disposed in 2001 there was either an admission of guilt or a finding of guilt or delinquency.
- The most common dispositional conditions ordered for delinquency petitions in 2001 were financial sanctions (including fines, restitution and community work service), supervision/probation and treatment or counseling. Letters of apology to victims were also very common.

Summary Information on Juvenile Delinquency Petitions in Minnesota Courts Calendar Year 2001

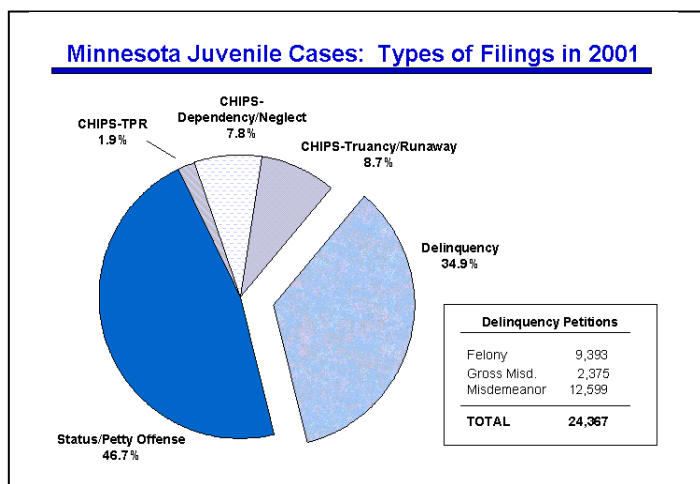
Juvenile courts in Minnesota hear a large number and wide variety of cases each year. In calendar year 2001 almost 70,000 juvenile petitions were filed. Almost half of the petitions involved status and juvenile petty offenses. Status offenses are those acts that are unlawful for a juvenile but are not crimes if committed by an adult. Juvenile courts also hear cases involving Children in Need of Protection (CHIPS). CHIPS cases address issues such as dependency/neglect, truancy, runaways and the termination of parental rights.

Over one-third of juvenile court filings in 2001 involved delinquency petitions. A delinquency petition is filed when a child aged ten through seventeen is alleged to have committed an act that would be a crime if committed by an adult. Pursuant to M.S. § 260B.173 this report focuses on the delinquency petitions filed or disposed in Minnesota in calendar year 2001 and includes information on the types of offenses involved, the geographic and demographic distribution of cases and the specific dispositional outcomes ordered by the court. Aggregated information by judicial district and a copy of MS. § 260B.173 are included in the Appendix.

PETITIONS FILED IN 2001

DELINQUENCY PETITION TYPE

In calendar year 2001, there were 24,367 delinquency petitions filed in Minnesota courts. Delinquency petitions are grouped into three categories, based on the level of the most serious alleged act: felonies, gross misdemeanors, and misdemeanors. Statewide, slightly over half (52%) of delinquency petitions filed in 2001 were for misdemeanor offenses, 39% for felonies and 10% for gross misdemeanors. This distribution is consistent with patterns observed in previous years.



Jud. Dist.	Total # Del. Petitions	Type of Del. Petition		
		Felony	Gross Misd.	Misd.
1	4,229	1,105	311	2813
2	2,656	1,201	316	1,139
3	1,569	625	134	810
4	4,762	1,886	571	2,305
5	1,222	501	132	589
6	1,384	597	107	680
7	1,870	810	188	872
8	778	356	78	344
9	2,472	923	148	1,401
10	3,425	1,389	390	1,646
Total	24,367	9,393	2,375	12,599

GEOGRAPHIC DISTRIBUTION

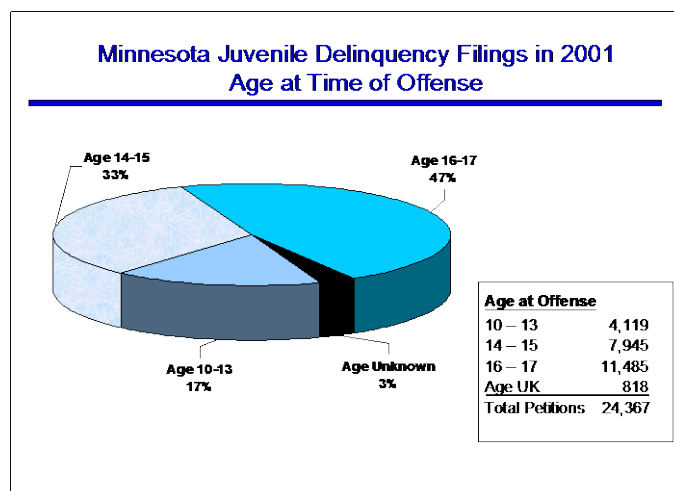
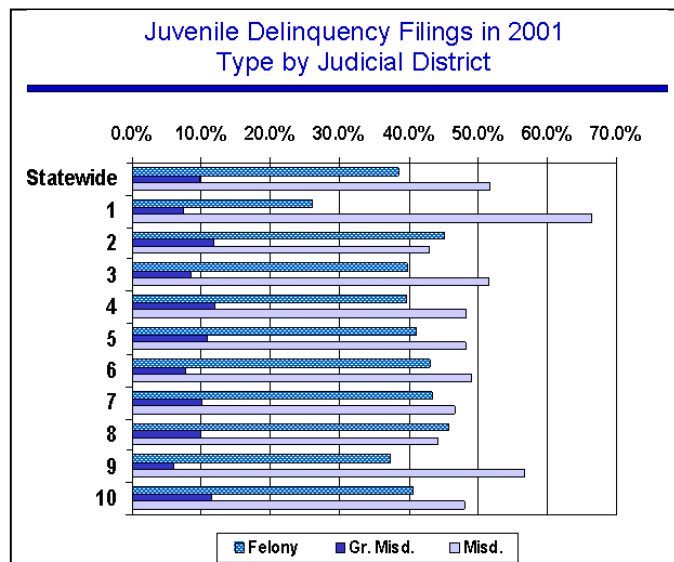
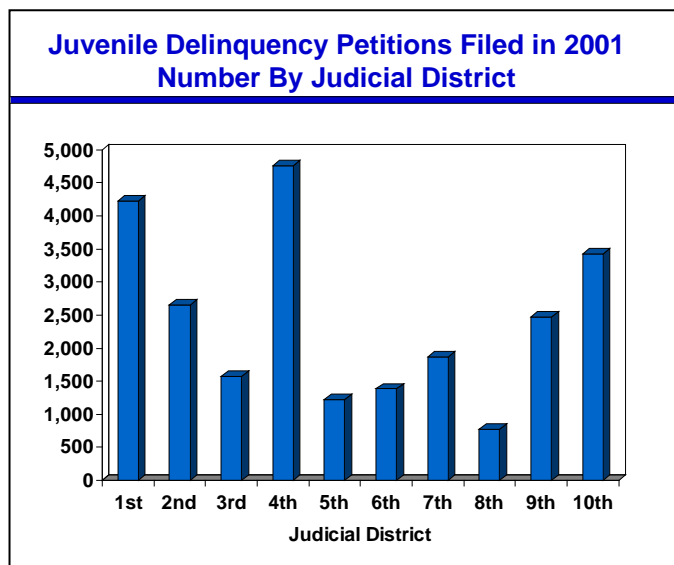
The First, Fourth and Tenth Judicial Districts account for half (51%) of the delinquency petitions filed in the state. The Fourth District (Hennepin County) had the largest number of felony and gross misdemeanor petitions. The distribution of filings by offense level varies by district. For example, the First District had the second largest number of total delinquency petitions; however a higher proportion of petitions in the First District (67%) were for misdemeanor offenses, as compared to the statewide average (52%). The Second, Fourth, and Tenth Judicial Districts had the greatest number of felony petitions.

Statewide, the largest proportion of delinquency petitions are for misdemeanor offenses, followed by felonies and gross misdemeanors. The Second and the Eighth Judicial District, however, had slightly more felony than misdemeanor petitions.

AGE AND GENDER

In 2001, the average age of juveniles involved in delinquency petitions was 15 (at the time of the offense). Eighty percent of the juveniles were fourteen years old or older.

Seventy-five percent of all delinquency petitions filed in 2001 involved males and 21% involved females. In 3% of the cases, this information was not available. The percentage of juveniles who are male is highest for felony level petitions (84% as compared to 72% for gross misdemeanors and 69% for misdemeanors).



OFFENSE TYPE

Almost half of delinquency petitions involve property offenses. In 2001, 44% involved a property offense, 29% involved a person offense, 4% involved a drug offense, and 20% involved other types of offenses (in 3% of the petitions the offense type was not available). The “other offense” category consists primarily of non-felony offenses (86%); the most common being disorderly conduct, non-person weapon offenses, juvenile alcohol offenses, escape and obstruction of the legal process.

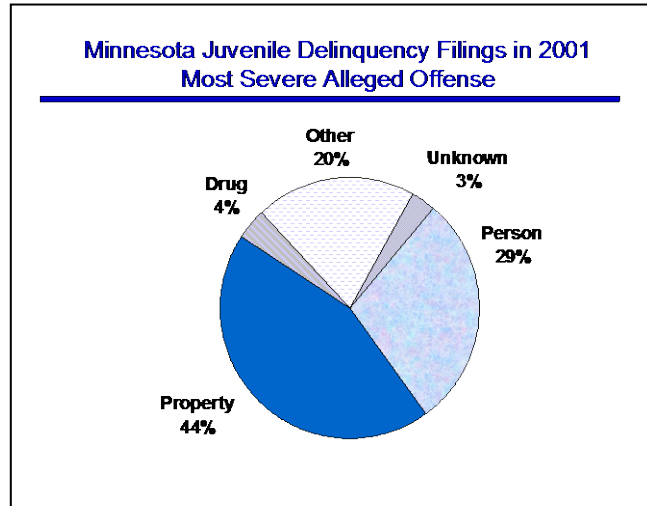
When examined by petition type, a higher proportion of misdemeanors involve person offenses (33%) as compared to felonies (27%) and gross misdemeanors (17%). This is due to the large number of misdemeanor level assaults.

The most common alleged felony offenses were Theft and Burglary, which together account for almost half of all the felony filings. Common felony person offenses include assault and criminal sexual conduct. Of the 9,393 felony delinquency petitions filed in 2001, 17 involved a homicide as the most severe offense at filing.

**Felony Delinquency Filings – 2001
Most Severe Alleged Offense**

Offense	Number	Percent
Theft/Stolen Property	2,684	28.6%
Burglary	1,864	19.8%
Assault	1,310	13.9%
Property Damage	773	8.2%
Drugs	670	7.1%
Sex Offenses	552	5.9%
Weapons	366	3.9%
Robbery	331	3.5%
Homicide	20	0.2%
Other Offense	663	7.0%
Unknown	160	1.7%
Total	9,393	100.0%

**Minnesota Juvenile Delinquency Filings in 2001
Most Severe Alleged Offense**



CASES DISPOSED IN 2001

There were 20,813 delinquency petitions with an initial disposition in calendar year 2001 (7,367 felonies, 2,506 gross misdemeanors, and 10,940 misdemeanors). These figures do not, however, include any data for Scott County. As discussed in the data source section at the end of this report, dispositional data for Scott County juvenile cases are not available for 2001 and are, therefore, not included in dispositional totals for the First Judicial District. The disposition data discussed in this section also do not include cases for which the only closing activity or disposition was a change of venue to another county (juvenile cases are frequently transferred between counties if the juvenile resides in another county).

TYPE OF INITIAL DISPOSITION

The available data indicate that in 76% of the juvenile delinquency petitions disposed in 2001 there was an admission or a finding of guilt or delinquency on at least one count. The rate was slightly higher for felonies and gross misdemeanors than for misdemeanors (82% and 84% as compared to 70%). The conviction-adjudication percentages are based on the number of petitions with a finding, admission, or adjudication at the case level or for any individual count.

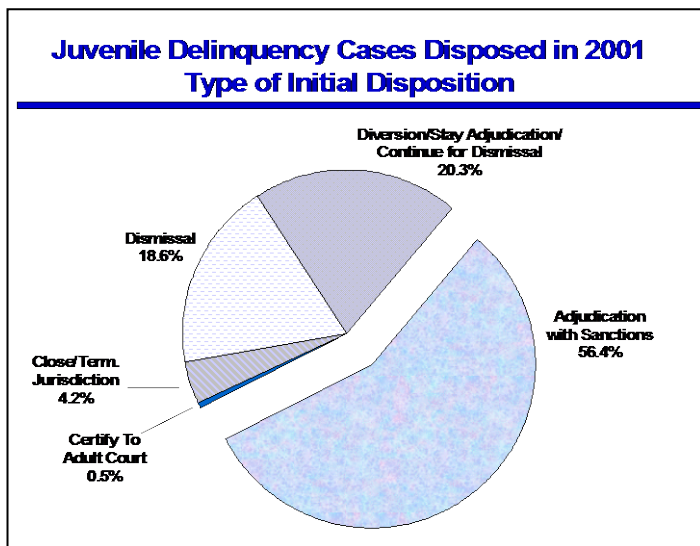
**Delinquency Petitions Disposed in 2001
Adjudication or Admission of Guilt
By Judicial District**

Jud. District	Total Dispositions	Percent Adjudication or Admitted Guilt
1*	2,836	69%
2	2,329	85%
3	1,325	79%
4	4,883	64%
5	1,035	82%
6	1,264	86%
7	1,659	82%
8	665	77%
9	2,014	78%
10	2,803	84%
Statewide	20,813	76%

* First District totals do not include Scott County.

In 56% (11,734) of the delinquency petitions disposed in 2001, there was a finding of guilt and the court ordered specific sanctions or care and placement conditions. The percentage was somewhat higher for felonies and gross misdemeanors than for misdemeanors (59% and 63% as compared to 53%). The specific types of outcomes ordered in these cases are discussed in the section below. In 111 (0.5%) of the dispositions the initial disposition in the case was certification to adult court. In 19% of the cases, the petition as a whole or all of the charges were dismissed. The dismissal rate was highest for misdemeanor cases (24% as compared to 14% for felonies and 12% for gross misdemeanors).

In 20% of the dispositions the court continued the case for dismissal, stayed adjudication or ordered the juvenile to participate in a diversion program. This type of disposition may frequently include a variety of care and placement requirements (e.g., treatment, restitution, etc.) as well as requirements such as abstaining from using drugs or alcohol, attending school, and remaining law abiding. If the child fails to meet the requirements ordered by the judge,



Juvenile Delinquency Petitions Disposed in 2001 -- Initial Disposition by Petition Type

	Adjudication w/ Sanctions/Conditions	Certify to Adult Court	Diversion/ Stay Adj. / Continue for Dism.	Dismiss	Close/ Terminate Jurisdiction
Felony	59.1%	1.5%	22.0%	13.8%	3.7%
Gross Misd.	62.8%	0%	20.9%	11.5%	4.7%
Misd.	53.1%	0%	19.0%	23.5%	4.4%
All Types	56.4%	0.5%	20.3%	18.6%	4.2%

he or she can be returned to court, be adjudicated on the charges and the court may order additional sanctions or conditions . The remaining 4% of the cases involve case closings or terminations of jurisdiction that did not specifically include a dismissal of the petition or charges

TYPES OF DISPOSITIONAL CONDITIONS AND SANCTIONS

The most common dispositional conditions ordered by juvenile courts for delinquency petitions in 2001 were financial sanctions (including fines, restitution and community work service), supervision, probation and evaluation and treatment or counseling. Letters of apology to victims were also very common (they comprise 28% of the “Other Sanctions” category).

In 21% of the 11,734 delinquency petitions resulting in guilt and for which the court imposed some type of care and placement conditions or sanctions, the court ordered that the juvenile be committed to the Department of Corrections; the percentage was higher for felonies than for gross misdemeanors and misdemeanors (32% as compared to 15% and 14%).

Information on disposition outcomes by the case type at disposition is displayed in the table below. In interpreting this information, it is important to note that multiple outcomes are possible for a single delinquency petition. For example, a juvenile may be required to be under supervision/probation, to participate in treatment, and also be responsible for financial sanctions such as fines or restitution. Dispositional outcomes aggregated by judicial district are included in the Appendix.

**Petitions with an Adjudication or Finding Guilt
and for which Conditions were Ordered by the Court
By Type of Petition**

	Number of Petitions	DOC Commitment/Jail	DOC Commitment/Jail - Stayed	Short-Term Custody	Supervision	Evaluation or Outpatient Treatment	In-Patient Treatment	Other Out of Home Placement	Financial Sanctions	Abstain/Random UAs	Other Sanction
Felony	4,353	1,404	556	342	4,250	2,194	530	422	5,191	2,143	5,270
Gross Misdemeanor	1,574	238	112	83	1,340	727	129	103	1,868	502	1,535
Misdemeanor	5,807	791	283	206	4,825	2,387	397	337	5,987	1827	5,695
All Types	11,734	2,433	951	631	10,415	5,308	1,056	862	13,046	4,472	12,500

The above table only includes cases for which the court made a finding of guilt either on the case as a whole or for at least one individual count and for which some type of post-dispositional sanction was pronounced. The table includes only initial post-dispositional conditions ordered by the court and does not include additional conditions required as a result of violations of the original disposition order. The specific components included in each category are outlined in the appendix.

See the Data Sources and Limitations section for information about comparisons to data reported for earlier years and the lack of data on delinquency dispositions in Scott County.

DATA SOURCES AND LIMITATIONS

The data used to prepare this report are primarily from the juvenile datamart maintained by the State Court Administrator's Office of the Minnesota Supreme Court. The data in the datamart come from the court data warehouse, CJAD (Criminal Justice Analytical Data). The data warehouse pulls information from TCIS, the operational data system used for juvenile cases in all counties except Scott. The only data available for Scott County for 2001 are figures on juvenile filings by type of case. Detailed case charging information and dispositional data are not available.

In previous years this annual report was based on data from the court's legacy data system, SJIS (State Judicial Information System). The availability of the data warehouse has allowed more detailed information to be included in this report, particularly regarding dispositional outcomes (e.g., SJIS only allowed up to four conditions/sanctions to be entered). However, because of differences in the data sources and the current lack of full information on the First Judicial District (because of the missing Scott County data), caution should be used in making comparisons to data appearing in reports for previous years.

- APPENDIX -

260B.173 Report on juvenile delinquency petitions.

The state court administrator shall annually prepare and present to the chairs and ranking minority members of the house judiciary committee and the senate crime prevention committee aggregate data by judicial district on juvenile delinquency petitions. The report must include, but need not be limited to, information on the act for which a delinquency petition is filed, the age of the juvenile, the county where the petition was filed, the outcome of the petition, such as dismissal, continuance for dismissal, continuance without adjudication, and the disposition of the petition such as diversion, detention, probation, restitution, or fine. The report must be prepared on a calendar year basis and be submitted annually beginning July 1, 1999.

HIST: 1999 c 139 art 2 s 22

**Delinquency Petitions Filed in CY 2001
By County**

County	Total Number of Delinquency Petitions	County	Total Number of Delinquency Petitions
1 Aitkin	120	45 Marshall	59
2 Anoka	1,257	46 Martin	83
3 Becker	187	47 Meeker	82
4 Beltrami	305	48 Mille Lacs	182
5 Benton	157	49 Morrison	118
6 Bigstone	20	50 Mower	223
7 Blue Earth	142	51 Murray	23
8 Brown	74	52 Nicollet	138
9 Carlton	200	53 Nobles	113
10 Carver	465	54 Norman	28
11 Cass	328	55 Olmsted	361
12 Chippewa	38	56 Otter Tail	225
13 Chisago	196	57 Pennington	94
14 Clay	219	58 Pine	230
15 Clearwater	85	59 Pipestone	22
16 Cook	10	60 Polk	194
17 Cottonwood	46	61 Pope	38
18 Crow Wing	211	62 Ramsey	2,656
19 Dakota	2,034	63 Red Lake	29
20 Dodge	71	64 Redwood	118
21 Douglas	93	65 Renville	64
22 Faribault	96	66 Rice	219
23 Fillmore	68	67 Rock	45
24 Freeborn	109	68 Roseau	90
25 Goodhue	296	69 St. Louis	1,140
26 Grant	36	70 Scott	732
27 Hennepin	4,762	71 Sherburne	310
28 Houston	70	72 Sibley	158
29 Hubbard	181	73 Stearns	518
30 Isanti	207	74 Steele	155
31 Itasca	354	75 Stevens	37
32 Jackson	46	76 Swift	74
33 Kanabec	142	77 Todd	88
34 Kandiyohi	261	78 Traverse	20
35 Kittson	5	79 Wabasha	45
36 Koochiching	105	80 Wadena	83
37 Lac Qui Parle	27	81 Waseca	104
38 Lake	34	82 Washington	506
39 Lake of the Woods	26	83 Watonwan	166
40 Le Sueur	230	84 Wilkin	30
41 Lincoln	10	85 Winona	144
42 Lyon	100	86 Wright	577
43 Mcleod	314	87 Yellow Medicine	51
44 Mahnomon	258		

Statewide

24,367

**Type of Juvenile Delinquency Petition Filed in 2001
By Judicial District**

Judicial District		Type of Delinquency Petition			Total Del. Petitions (all types)
		Felony	Gross Misd.	Misd.	
1	#	1,105	311	2,813	4,229
	%	26.1	7.4	66.5	100.0
2	#	1,201	316	1,139	2,656
	%	45.2	11.9	42.9	100.0
3	#	625	134	810	1,569
	%	39.8	8.5	51.6	100.0
4	#	1,886	571	2,305	4,762
	%	39.6	12.0	48.4	100.0
5	#	501	132	589	1,222
	%	41.0	10.8	48.2	100.0
6	#	597	107	680	1,384
	%	43.1	7.7	49.1	100.0
7	#	810	188	872	1,870
	%	43.3	10.1	46.6	100.0
8	#	356	78	344	778
	%	45.8	10.0	44.2	100.0
9	#	923	148	1,401	2,472
	%	37.3	6.0	56.7	100.0
10	#	1,389	390	1,646	3,425
	%	40.6	11.4	48.1	100.0
Statewide	#	9,393	2,375	12,599	24,367
	%	38.5	9.7	51.7	100.0

**Gender by Judicial District
Juvenile Delinquency Petitions Filed in 2001**

Jud. District	Male	Female	Unknown/ Missing	Total
1*	2,610	809	810	4,229
2	2,009	645	2	2,656
3	1,196	352	21	1,569
4	3,680	1,074	8	4,762
5	916	240	66	1,222
6	1,078	306	0	1,384
7	1,477	384	9	1,870
8	614	161	3	778
9	1,895	566	11	2,472
10	2,767	656	2	3,425
Statewide	18,242	5,193	932	24,367

* Detailed information on Scott County filings is not available. This missing data accounts for 732 of the cases in the First Judicial District for which the above breakdowns are unknown.

**Age at Offense by Judicial District
Juvenile Delinquency Petitions Filed in 2001**

Jud. District	10	11	12	13	14	15	16	17	Unknown/ Missing	Total
1*	32	65	143	276	462	685	944	877	745	4,229
2	40	62	154	311	403	515	607	556	8	2,656
3	14	26	69	131	245	296	399	375	14	1,569
4	57	120	263	450	753	885	1,144	1,086	4	4,762
5	22	38	63	101	193	230	280	281	14	1,222
6	14	25	40	148	204	271	335	345	2	1,384
7	13	40	78	178	261	364	482	443	11	1,870
8	4	24	44	68	113	135	167	223	0	778
9	18	68	139	227	338	472	614	585	11	2,472
10	36	72	164	282	483	637	861	881	9	3,425
Statewide	250	540	1,157	2,172	3,455	4,490	5,833	5,652	818	24,367

* Detailed information on Scott County filings is not available. This missing data accounts for 732 of the cases in the First Judicial District for which the above breakdowns are unknown.

Juvenile Delinquency Petitions Filed in 2001
Type of Alleged Offense By Type of Delinquency Petition
(most serious alleged offense)

Type of Delinquency Petition	Offense Category					Total
	Person	Property	Drug	Other	Unknown/ Missing	
Felony	2,538	5,370	670	655	160	9,393
	27.0	57.2	7.1	7.0	1.7	100.0
Gross Misd.	411	1,101	7	791	65	2,375
	17.3	46.4	0.3	33.3	2.7	100.0
Misd.	4,134	4,375	186	3,394	509	1,2599
	32.8	34.7	1.5	26.9	4.0	100.0
Statewide	7,083	10,846	863	4,840	735	24,367
	29.1	44.5	3.5	19.9	3.0	100.0

* Detailed information on Scott County filings is not available. This missing data accounts for 732 of the cases for which the above breakdown is not known.

Juvenile Delinquency Petitions Filed in 2001
Type of Alleged Offense By Judicial District
(most serious alleged offense)

Judicial District		Offense Category					Total
		Person	Property	Drug	Other	Unknown/ Missing	
1*	#	759	1,764	91	882	733	4,229
	%	17.9	41.7	2.2	20.9	17.3	100.0
2	#	757	1,217	110	572	0	2,656
	%	28.5	45.8	4.1	21.5	0	100.0
3	#	550	724	41	254	0	1,569
	%	35.1	46.1	2.6	16.2	0	100.0
4	#	1,640	1,931	209	980	2	4,762
	%	34.4	40.6	4.4	20.6	0.0	100.0
5	#	396	580	25	221	0	1,222
	%	32.4	47.5	2.0	18.1	0	100.0
6	#	395	590	98	301	0	1,384
	%	28.5	42.6	7.1	21.7	0	100.0
7	#	652	860	43	315	0	1,870
	%	34.9	46.0	2.3	16.8	0	100.0
8	#	230	402	25	121	0	778
	%	29.6	51.7	3.2	15.6	0	100.0
9	#	653	1,162	68	589	0	2,472
	%	26.4	47.0	2.8	23.8	0	100.0
10	#	1,051	1,616	153	605	0	3,425
	%	30.7	47.2	4.5	17.7	0	100.0
Statewide	#	7,083	10,846	863	4,840	735	24,367
	%	29.1	44.5	3.5	19.9	3.0	100.0

* Detailed information on Scott County filings is not available. This missing data accounts for 732 of the cases in the First Judicial District for which the above breakdown is not known.

**Felony Juvenile Delinquency Petitions Filed in 2001
Most Serious Alleged Offense**

Judicial District		Theft	Burglary	Assault	Property Damage	Drugs	Sex Offenses	Weapons	Robbery	Homicide	Other	Unknown/Missing	Total
	1*	#	260	202	125	78	75	68	60	22	4	51	160
%		23.5	18.2	11.3	7.1	6.8	6.2	5.4	2.0	0.4	4.6	14.5	100.0
2	#	405	180	150	109	100	59	52	61	4	81	0	1,201
	%	33.7	15.0	12.5	9.1	8.3	4.9	4.3	5.1	0.3	6.7	0	100.0
3	#	144	163	114	45	34	28	19	16	1	61	0	625
	%	23.0	26.1	18.2	7.2	5.4	4.5	3.0	2.6	0.2	9.8	0	100.0
4	#	633	178	280	121	195	92	91	158	6	132	0	1,886
	%	33.6	9.4	14.8	6.4	10.3	4.9	4.8	8.4	0.3	7.0	0	100.0
5	#	119	140	82	46	22	30	17	12	0	33	0	501
	%	23.8	27.9	16.4	9.2	4.4	6.0	3.4	2.4	0	6.6	0	100.0
6	#	130	138	100	55	60	45	13	8	0	48	0	597
	%	21.8	23.1	16.8	9.2	10.1	7.5	2.2	1.3	0	8.0	0	100.0
7	#	232	190	120	65	39	53	21	25	0	65	0	810
	%	28.6	23.5	14.8	8.0	4.8	6.5	2.6	3.1	0	8.0	0	100.0
8	#	90	126	50	23	21	14	8	0	0	24	0	356
	%	25.3	35.4	14.0	6.5	5.9	3.9	2.2	0	0	6.7	0	100.0
9	#	243	273	126	71	32	61	33	8	3	73	0	923
	%	26.3	29.6	13.7	7.7	3.5	6.6	3.6	0.9	0.3	7.9	0	100.0
10	#	428	274	163	160	92	102	52	21	2	95	0	1,389
	%	30.8	19.7	11.7	11.5	6.6	7.3	3.7	1.5	0.1	6.8	0	100.0
Statewide	#	2,684	1,864	1,310	773	670	552	366	331	20	663	160	9,393
	%	28.6	19.8	13.9	8.2	7.1	5.9	3.9	3.5	0.3	7.0	1.7	100.0

* Detailed information on Scott County filings is not available. This missing data accounts for 732 of the cases in the First Judicial District for which the above breakdown is not known.

Petitions Disposed in 2001 – All Case Types
Type of Initial Disposition

Jud. District	Number Petitions Disposed	Adjudication w/ Sanctions or Conditions Imposed	Certification to Adult Court	Diversion, Stay of Adjudication or Continued for Dismissal	Dismissed	Other Case Closure or Jurisdiction Terminated
1	2,836	1,168 41.2%	21 0.7%	855 30.1%	699 24.6%	93 3.3%
2	2,329	1,261 54.1%	16 0.7%	492 21.1%	328 14.1%	232 10.0%
3	1,326	843 63.6%	8 0.6%	304 22.9%	130 9.8%	40 3.0%
4	4,883	2,584 52.9%	14 0.3%	594 11.2%	1,625 33.3%	111 2.3%
5	1,035	674 65.1%	3 0.3%	227 21.9%	109 10.5%	22 2.1%
6	1,264	768 60.8%	7 0.6%	364 28.8%	89 7.0%	36 2.8%
7	1,659	1,008 60.8%	12 0.7%	272 16.4%	196 11.8%	171 10.3%
8	665	335 50.4%	3 0.5%	206 31.0%	88 13.2%	33 5.0%
9	2,014	1,052 52.2%	18 0.9%	630 31.3%	233 11.6%	81 4.0%
10	2,804	2,041 72.8%	9 0.3%	321 11.5%	379 13.5%	53 1.9%
Statewide	20,815	11,734 56.4%	111 0.5%	4,220 20.3%	3,876 18.6%	872 4.2%

* Data are not available on dispositions in Scott County. As a result, totals for the First Judicial District are lower than they would otherwise be.

**Juvenile Delinquency Petitions Disposed in CY 2001
Petitions with a Finding/Admission of Guilt on At Least One Count
Dispositional Outcomes/Sanctions By Judicial District**

Judicial District	Number of Petitions	DOC Commitment/Jail	DOC Commitment/Jail – Stayed	Short-Term Custody	Supervision	Evaluation / Outpatient Treatment	In-Patient Treatment	Other Out of Home Placement	Financial Sanctions	Abstain/Random UAs	Other Sanctions
1	1,168	205	50	38	1,258	375	156	20	1,318	620	1,915
2	1,261	445	61	190	1,131	418	37	30	897	61	674
3	843	48	17	12	822	162	65	59	1,127	483	1,044
4	2,584	368	269	185	1,422	1,859	392	59	2,961	252	1,672
5	674	93	79	8	690	212	41	94	934	280	774
6	768	279	69	44	895	249	63	52	821	299	681
7	1,008	190	88	47	996	363	92	85	1,139	386	956
8	335	101	39	22	334	100	26	51	429	205	617
9	1,052	212	107	26	1,003	265	67	98	1,215	146	811
10	2,041	492	172	59	1,864	1,305	117	314	2,205	1,740	3,356
Statewide	11,734	2,433	951	631	10,415	5,308	1,056	862	13,046	4,472	12,500

Data are not available on dispositions in Scott County. As a result, totals for the First Judicial District are lower than they would otherwise be.

The outcome categories for cases disposed in calendar year 2001 differ slightly from categories used in earlier legislative reports; in addition, the above figures only represent cases for which there was a finding or admission of guilt for the case as a whole or for at least one individual count. The outcomes and sanctions could have been imposed pre or post disposition.

The categories include the following types of outcomes:

DOC Commitment/Jail: Commitment to a Department of Corrections (DOC) or local facility.

DOC Commitment/Jail – Stayed: Commitments to DOC and local facilities that are stayed.

Short-Term Custody: Jails, lock-ups, and secure detention facilities not included as commitments.

Supervision: Probation, home detention, electronic monitoring, appointment of Guardian ad Litem.

Evaluation/Outpatient Treatment and Inpatient Treatment: Psychiatric, chemical dependency, sex offender or medical. Evaluations are included in the outpatient treatment category.

Other Out of Home Placement: Out of home placements other than jail/DOC commitments.

Financial Sanctions: Fines, restitution, court funds.

Other Sanctions: School attendance, drug testing, driver's license suspension, no new arrests, no contact orders, letters of apology to victim. Letters of apology account for 28% of this category.