

000175

LEGISLATIVE REFERENCE LIBRARY



3 0307 00004 3979

URBAN

INITIATIVE BOARD

Report
to the
Minnesota
Legislature
1999

HD2346
.U62
M672
1999



RECEIVED

MAR 15 2000

LEGISLATIVE REFERENCE LIBRARY
STATE OFFICE BUILDING
ST. PAUL, MN 55155

**URBAN
INITIATIVE
BOARD**

**1999
Report to the
Minnesota
Legislature**

URBAN INITIATIVE BOARD

Report to the Minnesota Legislature, 1999

Table of Contents

• Urban Initiative Loan Program.....	1
• Loan Fund Since Inception.....	2
• Business Profile.....	4
• Job Creation.....	5
• Technical Assistance.....	7
• Business Subsidy Legislation.....	7
• Summary.....	8

Appendix:

1. Urban Initiative Board Members
2. Urban Initiative Certified Partners
3. Cash Fund Balances
4. Urban Initiative Loans - December 31, 1999

URBAN INITIATIVE BOARD

Report to the Minnesota Legislature, 1999

Minnesota Statutes 116M.17, subd. 4, requires the Urban Initiative Board to “. . . submit an annual report to the legislature of an accounting of loans made . . . including information on loans to minority business enterprises, the impact on low-income areas, and recommendations concerning minority business development . . .” The Department of Trade and Economic Development provides administrative support to the Board and this program.

An eleven-member Board oversees this program (see **Appendix 1**). The board consists of three state agency leaders and eight public members appointed by the Governor. Currently, this board is composed of the following members:

Gerald Carlson (Chair), Commissioner, Dept. of Trade & Economic Development
Beverly Kontola, Department of Economic Security (Designee)
Jim Solem, Metropolitan Council (Designee)
Rebecca DeMers, Abel Electrical Contractors
C. Ting Insixiengmay, Council for Asian-Pacific Minnesotans
John G. Nakasone, Painting by Nakasone
Linda O'Connell, National City Bank
Fred Perez, Digital Imaging
Georgina Stephens (Vice-chair)
Kojo Benjamin Taylor, ExecuTrain of Minnesota, Inc.

Urban Initiative Loan Program

The Urban Initiative Program was created in 1993 to strengthen minority enterprise development, encourage private investment, create jobs for people of color and low-income persons, and promote economic development in Minneapolis, St. Paul, and eight inner-ring suburbs. It does this primarily by making loans to new and expanding businesses in these cities.

Urban Initiative loans are made through a network of fourteen certified nonprofit organizations (see **Appendix 2**). These organizations received grants which they match equally, using funds from private, non-government sources. These pools of state funds and private money are used by the nonprofit organization to make loans from \$10,000 to \$300,000. The businesses eligible for these loans include technologically innovative industries, value-added manufacturing, and information industries. Micro enterprises, which generally employ less than five people, are also eligible for loans from \$1,000 to \$10,000. These micro enterprises can include retail businesses.

Individuals and businesses operating in one of ten cities targeted by statute, apply directly with one of the organizations noted above. The organizations carefully consider the application, the nature of the business and management, its potential for success and repayment, and its projected impact on the community. If the application is given initial approval, it is forwarded to DTED for final consideration by the Commissioner.

Loan Fund Since Inception

The Program made its first loan in February 1995. By the end of calendar 1999, the Department had approved a total of 262 loan proposals and committed \$4,788,161 in state funds. The table below summarizes the activities of all the Urban Initiative partners to date.

Urban Initiative Partners

As of December 31, 1999

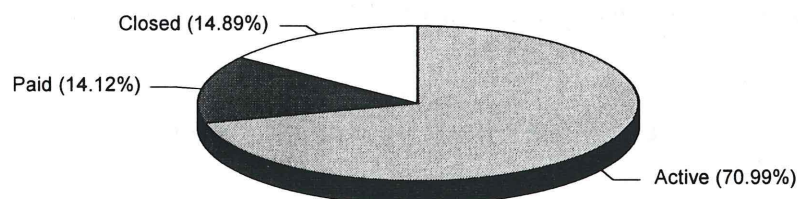
<i>Organization</i>	<i>Grant Award</i>	<i>State Funds Committed</i>	<i>No. of Loans</i>	<i>Ave. State Funds</i>
<i>Current Partners:</i>				
Anoka Co. EDP	\$275,000	\$232,500	10	\$23,250
Entrepreneurial Advantage	\$130,000	\$109,900	4	\$27,475
Frogtown Action Alliance	\$340,000	\$238,426	18	\$13,246
Metropolitan Economic Development Assn.	\$1,000,000	\$682,625	28	\$24,379
Milestone Growth Fund	\$1,200,000	\$1,100,000	12	\$91,667
Mpls. Consortium of Community Developers	\$350,000	\$282,000	17	\$16,588
Minneapolis Entrepreneurs Fund	\$1,000,000	\$506,877	28	\$18,103
Minneapolis Urban League	\$300,000	\$80,000	6	\$13,333
MN Working Capital Fund	\$200,000	\$25,000	1	\$25,000
Neighborhood Development Center	\$1,100,000	\$923,814	93	\$9,933
North End Area Revitalization	\$150,000	\$102,500	7	\$14,643
Phillips Community Development Corp.	\$400,000	\$272,800	19	\$14,358
Riverview Economic Development Assn.	\$150,000	\$36,719	8	\$4,590
Women Ventures	\$150,000	\$61,000	5	\$12,200
<i>Canceled Contracts:</i>				
CNHS	\$150,000	\$0	0	\$0
ES/NENDC	\$150,000	\$20,000	2	\$10,000
SPEAC/CANB	\$150,000	\$28,000	3	\$9,333
Urban Ventures	\$150,000	\$86,000	1	\$86,000
Total	\$7,345,000	\$4,788,161	262	\$18,275

The average total loan, including state and matching funds, was \$37,516, while the median loan was \$16,500. The median amount contributed by the state per loan was \$10,000. The Urban Initiative Program has helped to generate an estimated \$22,300,000 in total business investment, primarily in Minneapolis and St. Paul.

A summary table showing the cash fund balance of the Urban Initiative Fund is included as **Appendix 3**. The Fund's primary source of funds has been earnings from investments of the original \$6 million appropriation (\$1,110,191), and principal repayments made by the businesses receiving loans (\$1,248,000). The Board allows each partner organization to retain all the interest paid in order to cover a portion of their administrative expense. Loan disbursements, as of December 31, 1999, total \$4,726,322. In addition, just over \$181,000 has been disbursed in the form of technical assistance grants to some of the businesses receiving loans (see Technical Assistance section below for more detail).

For reporting purposes, the current Urban Initiative portfolio might be broken into three groups. The first are those loans/businesses that are being repaid, or "**Active**." This group includes 28 loans for which there is no performance information because they were made after July 1, 1999, the end of the reporting period for this year. The second group is loans which have been "**Paid**" in full by the businesses. These businesses are no longer required to report their performance to the Department. Finally, there are those businesses which are "**Closed**" and whose loans are in collection or written off. The chart below depicts the breakdown of the current 262 Urban Initiative projects by these groups.

Status of Urban Initiative Loans



Twenty-seven businesses, which had received thirty-nine loans, have closed operations. Generally, these failures can be attributed to a lack of market demand, competition from other businesses, and missteps by management, particularly involving the financial management of the business. In a number of cases, personal events contributed to the closures, including the death of one entrepreneur. In all cases, these were startup or very new businesses.

Six of the 27 businesses are or will be repaying their loans (current balance - \$79,629). The loans of three other closed businesses (current balance - \$148,059) are in limbo at this time, but most of the loan amounts will likely be written off. A total of \$249,857 — or about 5% of the state's total contribution to the program — has been written off.

As of the end of 1999, thirty-seven loans to thirty-one businesses (\$537,858 in state funds) have been paid in full. As noted above, principal repayments since 1995 total just under \$1,248,000.

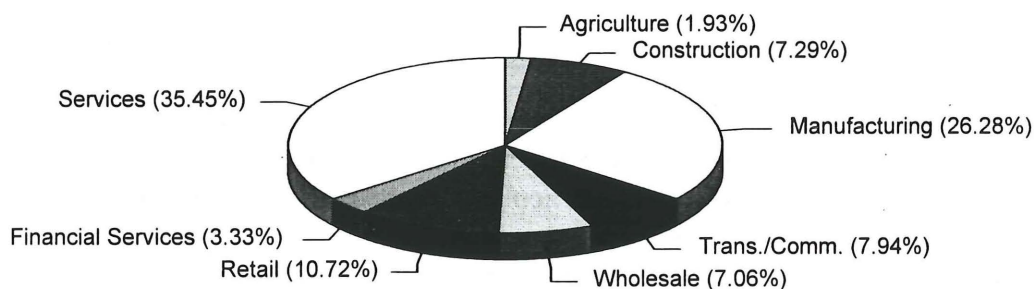
While we are encouraged by the relatively low level of losses to date, the Department continues to expect the percentage of Urban Initiative loans written off to increase. Since mid-1999, the Urban Initiative organizations have been providing the Department with information regarding the aging of their loan receivables. Based on these reports, it would appear that approximately \$550,000 in loan receivables are more than 120 days old. If one assumed that all of these receivables were to be charged off, the percentage of state funds lost (approximately \$800,000) would increase from 5% to 17%.

This relatively high percentage, if it were to occur, would not be altogether surprising in light of the businesses which the Program supports. Most of the entrepreneurs participating in the Program have very limited experience in operating a business. Many are also undercapitalized and have very little margins for error if problems occur. In addition, just over one-third of the businesses supported by the program are "startups," which historically have a high failure rate.

Business Profile

This section — the nature of businesses assisted by the Urban Initiative Program — includes information regarding all the loans to businesses made through the Urban Initiative Program at the end of calendar 1999. As of the end of the calendar year, 262 loans have been made to 207 businesses. The Figure below shows the breakdown of these loans by the amount of state investment.

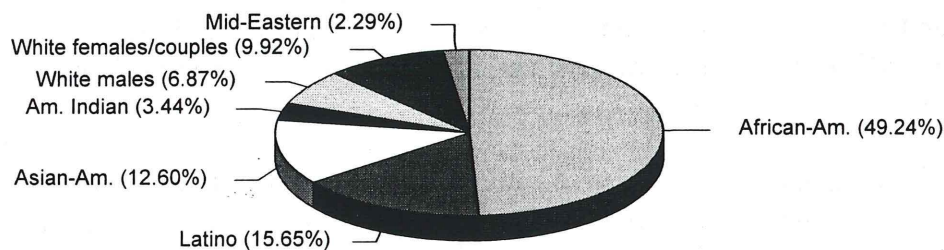
Percent of State Funds by Business Sector



The largest average loan is made to businesses in the transportation sector (\$31,690), followed by agricultural services (\$30,833), manufacturing (\$29,259), wholesale trade (\$26,000), finance (\$22,764), services (\$19,070), construction (\$17,025), and retail (\$6,936). In terms of the number of loans made to date, businesses in the service sector (89), retail trade (74) and manufacturing (43) have received the most loans.

The Urban Initiative Program is intended to support the development of non-traditional entrepreneurs, especially women and minorities. The ownership of the businesses which have received loans through the Program reflects this focus. By the end of 1999, almost 84% of all Urban Initiative loans were made to businesses owned by people of color. The Figure below provides a further breakdown.

Percent of Loans by Racial Group



In terms of gender, 139 loans have been made to male-owned businesses at the end of 1999. Female-owned businesses have 90 loans, and businesses owned by two partners, generally a married couple, had received 33 loans.

One hundred loans have been made to startup businesses, i.e., those just opening their doors, while 135 loans were made to companies expanding their operations. Twenty-seven loans have been made to retain a business operation. In these situations, loans were made to prevent the loss of jobs by the business closing down or moving its operations.

Job Creation

The Urban Initiative Program is also intended to support the creation of job opportunities in its targeted cities. The table below indicates the total number of jobs created with the support of the Program, excluding the owners of the businesses.

Jobs Created by Industry Sector

<i>Business Sector</i>	<i>No. of Businesses</i>	<i>Ave. State Funds</i>	<i>No./Jobs Reported</i>	<i>Ave. Wage Reported</i>
Agriculture	3	\$30,833	4	\$8.50
Construction	21	\$17,025	35	\$17.40
Manufacturing	43	\$29,260	169	\$11.07
Trans./Comm.	12	\$31,688	15	\$9.43
Wholesale	13	\$26,007	8	\$8.26
Retail	74	\$6,937	106	\$8.33
Financial Services	7	\$22,764	3	\$18.40
Services	89	\$19,072	172	\$8.50
Total	262	\$18,275	512	\$11.00

The wages paid to these employees varied widely, ranging from an average of \$5.70 to \$29.00 per hour. Overall, the median salary is \$7.50 per hour, while the average wage was \$11.00 per hour. One job has been created for every \$7,428 of state funds that has been invested. These figures include both active businesses and those that are closed, but exclude businesses that have repaid their loans.

At the time of their application, the “active” businesses projected that they would create a total of 587 jobs (again, not counting the owners). To date, as you can see above, these businesses have actually created 512. Some additional jobs will be created in the future by these companies as they complete their expansion plans. The average wages projected at the time of application were \$10.80 per hour. The actual reported wages are slightly higher.

As in previous years, the businesses paying the lowest wages — \$5.70 to \$7.00 per hour — tended to be small retail operations. Fourteen out of the 20 lowest paying businesses were retail firms. These businesses created only 18 jobs. On the other hand, the highest paying jobs — twelve out of the top 20 — were businesses in the services and manufacturing sectors, followed by construction. These highest paid jobs ranged between \$13.00 and \$29.00 per hour, and produced 335 jobs.

An average of just over three jobs was created by each “active” loan or project. Thirty-five businesses receiving loans through the program reported that they created no jobs, not counting the owner of the business. Fifteen of these businesses were classified retailers, while another fourteen were in the service sector. Twenty-seven businesses reported actually creating one job each. On the other hand, the twenty loans creating the largest number of jobs went to companies in the manufacturing, service, and construction sectors. For more information regarding each existing business loan see **Appendix 4**.

Technical Assistance

Recognizing the special challenges many businesses receiving Urban Initiative loans face, the Board, in 1996, acted to provide our business clients with technical assistance. Technical assistance is described as a process of helping business owners: evaluate their abilities' and/or the needs of their business; make knowledgeable choices about their business; develop new skills; or underwrite one-time expenses related to the implementation of their business plan. This assistance could be provided by organization staff or paid consultants.

The Board allocates 20% of the investment earnings from Urban Initiative Fund to support this technical assistance. Under the Board policy, each business receiving an Urban Initiative loan is eligible for up to \$3,000 of assistance in any one fiscal year. Since 1996, a total of 106 businesses have applied for technical assistance funds totaling \$181,118.

Beginning in 1998, these funds have been supplemented by the Microenterprise Grant Program, which provides up to \$2,000 in similar technical assistance to businesses employing less than five people. The Neighborhood Development Center, the Minneapolis Consortium of Community Developers, and the Anoka County Economic Development Partnership have used both Urban Initiative and Microenterprise grant monies to provide assistance to Urban Initiative Fund businesses.

Business Subsidy Legislation

In 1999, the Minnesota Legislature amended existing statutes regarding "business subsidies" as part of the Omnibus Tax Bill (see Chapter 243 of the 1999 Session Laws). These enhanced provisions went into effect August 1, 1999 and required: 1) businesses receiving a loan of more than \$25,000 to agree to achieve goals regarding job creation and wages paid; 2) the grantor of the subsidy to adopt policies on wages to be paid prior to providing the subsidy; 3) and the recipient (i.e., the business) to report annually on the goals achieved.

If this report is not provided, the business is subject to a fine of \$100 per day for every day the report is late. Businesses that fail to meet the goals must repay the loan or subsidy. If the loan is not repaid, the business may not receive any future assistance.

In response, the Urban Initiative Board met to consider the criteria to be used in awarding a loan through the program. Based on its discussion and input from the partner organizations, the Board adopted the following policy:

Wage and job goals must be sensitive to prevailing wage rates, local economic conditions, and the type of business which may be supported. As a general rule, the applicant for an Urban Initiative loan should demonstrate that at least one job will be created for every \$15,000 in state funds. In addition, the applicant should demonstrate that all new positions will receive at least 135% of Minnesota's

minimum wage requirement for large employers. Individual exceptions may be made where the overall goals of the program will be advanced.

Summary

The Board and the Department will continue to monitor this program and welcome any comments or suggestions to increase its effectiveness. For more information on this report or the Urban Initiative Program, please call Bart Bevins at 651/297-1170.

Appendix 1

URBAN INITIATIVE BOARD LIST

October 20, 1999

Jerry Carlson (Chair)

*MN Dept. of Trade and
Economic Development*

500 Metro Square
121 7th Place East
St. Paul, MN 55101-2146
651/296-6424
651/296-5287 FAX

Linda O'Connell

Independent Community Bankers of MN

Suite 200
2600 Eagan Woods Drive
Eagan, MN 55121
651/687-9080
651/687-8008 FAX

Rebecca DeMers

Abel Electrical Contractors

17701 - 149th Ave. N.
Dayton, MN 55327
612/323-1016
612/323-3131 FAX

James Solem

Metropolitan Council

Mears Park Center
230 East Fifth Street
St. Paul, MN 55101
651/602-1453
651/602-1358 FAX

John G. Nakasone

Painting by Nakasone

1509 Marshall Ave.
St. Paul, MN 55104
651/646-6999
651/646-6792 FAX

Georgina Stephens

875 Laurel Avenue
St. Paul, MN 55104
612/625-4555
612/626-7271 FAX

Kojo Benjamin Taylor

The Pelican Group, Inc.

Suite 1770
8500 Normandale Lake Blvd.
Bloomington, MN 55437
612/921-8800
612/921-8801 FAX

Beverly Kontola

MN Dept. of Econ. Security

390 North Robert Street
St. Paul, MN 55101
651/297-4339
651/296-0994 FAX

Fred Perez

Digit Imaging

111 Third Ave. South
Minneapolis, MN 55401
612/672-0827
612/672-0836 FAX

C. Ting Insixiengmay

Council for Asian-Pacific Minnesotans

1707 Valentine Avenue
Arden Hills, MN 55112
612/627-5538
612/888-9373

Appendix 2

Urban Initiative Program Certified Partners

December 8, 1999

Anoka County Econ. Dev. Partnership

Roger Jensen
277 Coon Rapids Blvd. #104
Coon Rapids MN 55433
612/786-0869

Entrepreneurial Advantage

Tom Gryskiewicz
645 East 7th Street
St. Paul, MN 55106
612/321-9233

Frogtown Action Alliance

Sonal Redd
Suite 220
200 University Avenue
St. Paul, MN 55103
651/665-0168

Metropolitan Econ. Dev. Assoc.

William Bailey
Suite 106
250 South Second Ave.
Minneapolis MN 55401
612/332-6332

Milestone Growth Fund

Judy Romlin
Suite 1032
401 Second Ave. S.
Minneapolis MN 55401
612/338-0090

Minneapolis Consortium of Community Developers

Ed Lambert
1808 Riverside Ave.
Minneapolis MN 55454
612/371-9986

Minneapolis Entrepreneurs Fund

Kim Hunter
30 East 7th Street, Suite 950
St. Paul MN 55101
651/647-0013

Minneapolis Urban League

Tony Oshodi
2000 Plymouth Avenue North
Minneapolis MN 55411
612/302-3107

Minnesota Working Capital Fund

Kevin Stoss
IMPACT
Suite 131
2801 21st Avenue South
Minneapolis, MN 55407
612/545-6475

Neighborhood Development Center

Mara O'Neil
651 1/2 University Avenue
St. Paul MN 55104
651/291-2480

North End Area Revitalization

Andrew Pitcher
1061 Rice Street
St. Paul MN 55107
651/488-1039

Phillips Community Development Corp.

Michou Kokodoko
1014 E. Franklin Avenue
Minneapolis MN 55404
612/871-2435

Riverview Economic Development Assn.

David Baker
176 Concord Street
St. Paul MN 55107
651/222-3727

WomenVenture

Gayle Mickey
2324 University Ave.
St. Paul MN 55104
651/646-3808

Appendix 3

Urban Initiative Fund
Cash Basis Financial Summary Report
 As of and for the fiscal year to date at December 31, 1999

	FY 2000	FY 1999	FY 1998	FY 1997	FY 1996	FY 1995	Totals
Cash balance, beginning of fiscal year	3,602,793.17	4,120,831.54	4,583,071.15	5,355,557.79	5,865,000.00	0.00	
Sources of funds							
Appropriations ¹						6,000,000.00	6,000,000.00
Interest on investments (prior yr finals)	14,946.15	22,503.14	(44,093.71)	26,925.71			1,110,191.36
Interest on investments	78,339.91	193,913.72	223,705.84	322,864.52	271,086.08		
Interest on loans	766.00	1,504.95	0.00	0.00	2,038.02		4,308.97
Principal repayments on loans	339,102.93	387,754.21	267,507.30	251,130.63	2,422.42		1,247,917.49
total sources of funds	433,154.99	605,676.02	447,119.43	600,920.86	275,546.52	6,000,000.00	8,362,417.82
Uses of funds							
Loan disbursements	569,376.50	1,092,032.36	852,600.00	1,316,762.15	760,551.50	135,000.00	4,726,322.51
Grants	11,594.50	31,682.03	56,759.04	56,645.35	24,437.23		181,118.15
total uses of funds	580,971.00	1,123,714.39	909,359.04	1,373,407.50	784,988.73	135,000.00	4,907,440.66
Net increase (decrease) in cash balance	(147,816.01)	(518,038.37)	(462,239.61)	(772,486.64)	(509,442.21)	5,865,000.00	3,454,977.16
Cash balance, end of fiscal year (or period)	3,454,977.16	3,602,793.17	4,120,831.54	4,583,071.15	5,355,557.79	5,865,000.00	

¹ MN Laws of 1993, Chapter 369, Section 2, subdivision 2

Appendix 4
Urban Initiative Loans - December 31, 1999

Project Name	State Amount	Total Loan	Total Project	Location	SIC Code	Race *	Gender **	Start *** /Expand	No./Jobs Actual	Wages Actual	Project Number	Organization
Beamer Enterprises, Inc.	\$75,000.00	\$150,000.00	\$357,000.00	St. Paul	3647	1	1	2	Closed		CDAP-95-0025-C-FY95	NDC
Jamerican Carpenter	\$8,500.00	\$17,000.00	\$17,000.00	Minneapolis	1751	1	1	1	Closed/w.o.		CDAP-95-0042-C-FY95	NDC
Tuck's Foods	\$3,637.00	\$10,000.00	\$10,000.00	St. Paul	2099	5	1	1	Closed/w.o.		CDAP-95-0070-C-FY95	NDC
Teknowledgy, Inc.	\$25,000.00	\$50,000.00	\$66,500.00	Columbia Heights	7372	5	1	1	Closed/w.o.		CDAP-95-0104-C-FY95	ACEDP
Visual Circuits, Inc.	\$25,000.00	\$50,000.00	\$50,000.00	Columbia Heights	3672	5	1	2	Paid		CDAP-95-0170-C-FY95	ACEDP
Comedicus, Inc.	\$25,000.00	\$50,000.00	\$50,000.00	Columbia Heights	3841	5	1	2	Paid		CDAP-95-0171-C-FY95	ACEDP
Emperor's Cuisine	\$5,000.00	\$10,000.00	\$15,000.00	Minneapolis	2032	4	2	1	Closed/w.o.		CDAP-95-0216-C-FY95	NDC
Brownlink	\$2,500.00	\$5,000.00	\$5,000.00	St. Paul	7299	1	2	1	0	\$0.00	CDAP-95-0217-C-FY95	NDC
Jackson Hewitt Tax Service	\$5,000.00	\$10,000.00	\$10,000.00	Minneapolis	7291	1	2	1	Paid		CDAP-95-0243-C-FY96	PCDC
Hmong Childcare Center	\$2,500.00	\$5,000.00	\$30,000.00	St. Paul	8351	4	1	1	Paid		CDAP-95-0244-C-FY96	NDC
Newell Abatement Services	\$2,000.00	\$4,000.00	\$4,000.00	St. Paul	1799	1	1	1	Paid		CDAP-95-0245-C-FY96	NDC
Neighborhood Training Institute	\$1,750.00	\$3,500.00	\$5,000.00	St. Paul	7299	1	1	1	Closed/w.o.		CDAP-95-0256-C-FY96	NDC
Queen "B" Tours Enterprises	\$7,500.00	\$7,500.00	\$7,500.00	St. Paul	4142	1	2	2	1	\$7.50	CDAP-95-0280-C-FY96	NDC
Jamerican Carpenter	\$3,000.00	\$6,000.00	\$6,000.00	Minneapolis	1751	1	1	2	Closed/w.o.		CDAP-95-0281-C-FY96	NDC
Beamer Enterprises, Inc.	\$25,000.00	\$50,000.00	\$50,000.00	St. Paul	3647	1	1	2	Closed		CDAP-95-0310-C-FY96	NDC
October Systems	\$7,500.00	\$15,000.00	\$15,000.00	Columbia Heights	7371	5	2	2	Closed/w.o.		CDAP-95-0332-C-FY96	ACEDP
Latin American Communications	\$5,000.00	\$10,000.00	\$10,000.00	Minneapolis	8299	2	1	2	Paid		CDAP-95-0341-C-FY96	PCDC
Novedades Lupita	\$5,000.00	\$10,000.00	\$10,000.00	St. Paul	5651	2	2	2	Paid		CDAP-95-0343-C-FY96	NDC
BDG Imports	\$75,000.00	\$300,000.00	\$609,000.00	Minneapolis	2599	4	3	2	12	\$8.50	CDAP-95-0344-C-FY96	MEDA
Party Kingdom Balloon & Gifts	\$5,000.00	\$10,000.00	\$14,200.00	Minneapolis	5947	2	2	1	0	\$0.00	CDAP-95-0352-C-FY96	NDC
M Syndicate, Inc.	\$25,000.00	\$50,000.00	\$50,000.00	St. Paul	5045	1	1	1	Closed/w.o.		CDAP-95-0361-C-FY96	WV
Jamerican Carpenter	\$15,000.00	\$30,000.00	\$30,000.00	Minneapolis	1751	1	1	2	Closed/w.o.		CDAP-95-0362-C-FY96	NDC
Ion Electronics, Inc.	\$150,000.00	\$300,000.00	\$300,000.00	Hopkins	3674	1	1	2	52	\$10.00	CDAP-96-0004-C-FY96	MGF
Minnesota WaveTech, Inc.	\$5,000.00	\$10,000.00	\$18,000.00	Minneapolis	7371	5	1	1	Paid		CDAP-96-0022-C-FY96	MEF
Luna's Janitorial Service	\$5,000.00	\$10,000.00	\$10,000.00	St. Paul	7349	2	1	1	Paid		CDAP-96-0035-C-FY96	REDA
Minneapolis Baby/Bellini	\$10,000.00	\$45,000.00	\$263,952.00	Minneapolis	5712	1	3	2	Paid		CDAP-96-0045-C-FY96	MEDA
Minnesota WaveTech, Inc.	\$45,000.00	\$90,000.00	\$117,500.00	Minneapolis	7371	5	1	1	?	?	CDAP-96-0046-C-FY96	MEF
Tree Employment, Inc.	\$7,500.00	\$15,000.00	\$50,000.00	St. Paul	7361	2	1	2	1.5	\$7.00	CDAP-96-0057-C-FY96	MEDA
Bald Eagle Erectors, Inc.	\$25,000.00	\$50,000.00	\$100,000.00	Minneapolis	1791	3	1	2	Paid		CDAP-96-0059-C-FY96	MEDA
Cynthia Korpi Graphics	\$4,000.00	\$8,000.00	\$8,000.00	Minneapolis	7336	5	2	2	Paid		CDAP-96-0064-C-FY96	MCCD
L & L Cleaning Services, Inc.	\$1,636.00	\$6,134.00	\$6,134.00	St. Paul	7349	1	3	2	NA	NA	CDAP-96-0072-C-FY96	NDC
Sirius Enterprises, Inc.	\$3,750.00	\$5,000.00	\$5,000.00	Minneapolis	5963	1	1	1	Closed/w.o.		CDAP-96-0073-C-FY96	NDC
Barbee Professional Cleaning	\$1,883.50	\$3,767.00	\$3,767.00	St. Paul	7349	1	1	2	Paid		CDAP-96-0074-C-FY96	NDC
In Remembrance of Me	\$900.00	\$1,800.00	\$1,800.00	St. Paul	3999	1	2	1	Paid		CDAP-96-0075-C-FY96	NDC
Beamer Enterprises, Inc.	\$25,000.00	\$50,000.00	\$50,000.00	St. Paul	3647	1	1	2	Closed		CDAP-96-0076-C-FY96	NDC
Award Baking International	\$50,000.00	\$50,000.00	\$100,000.00	Minneapolis	2052	5	2	2	22	\$7.95	CDAP-96-0077-C-FY96	MCCD
Hot City Productions	\$1,369.50	\$2,739.00	\$2,739.00	Minneapolis	7812	1	1	2	Closed/w.o.		CDAP-96-0084-C-FY96	NDC
Heaven-Hi Originals	\$7,500.00	\$15,000.00	\$15,000.00	St. Paul	5999	1	1	1	1	\$6.50	CDAP-96-0085-C-FY96	NDC
JMT Medical, Inc.	\$90,147.15	\$200,000.00	\$200,000.00	St. Paul	5047	4	2	2	Closed/w.o.		CDAP-96-0087-C-FY96	NDC
Queen "B" Tours Enterprises	\$25,000.00	\$50,000.00	\$50,000.00	St. Paul	4142	1	2	2	0	\$0.00	CDAP-96-0088-C-FY96	NDC
Struttin With Some BBQ	\$7,500.00	\$15,000.00	\$15,000.00	St. Paul	5963	1	1	2	?	?	CDAP-96-0089-C-FY96	NDC
Purple & Gold Enterprises	\$8,750.00	\$17,500.00	\$35,000.00	Minneapolis	5812	1	1	2	Paid		CDAP-96-0097-C-FY96	MEDA
Coffee Barn	\$10,000.00	\$10,000.00	\$50,000.00	St. Paul	5812	5	2	1	Closed/w.o.		CDAP-96-0098-C-FY96	NENDC
South St. Paul Upholstery	\$5,000.00	\$10,000.00	\$10,000.00	South St. Paul	7641	3	1	2	Closed		CDAP-96-0116-C-FY96	REDA
Aarmor Security, Inc.	\$60,000.00	\$120,000.00	\$120,000.00	Minneapolis	7382	2	1	2	3	\$12.00	CDAP-96-0119-C-FY96	MGF
Martinez Corporation, Inc.	\$75,000.00	\$150,000.00	\$150,000.00	St. Paul	8713	2	3	2	Paid		CDAP-96-0120-C-FY96	MGF
Heaven-Hi Originals	\$6,550.00	\$13,100.00	\$13,100.00	St. Paul	5999	1	1	2	NA	NA	CDAP-96-0163-C-FY96	NDC
Newell Abatement Services	\$6,112.50	\$12,225.00	\$12,225.00	St. Paul	1799	1	1	2	NA	NA	CDAP-96-0164-C-FY96	FAA
American Furbishing Construction	\$5,000.00	\$10,000.00	\$10,000.00	St. Paul	7641	1	1	1	Closed/w.o.		CDAP-96-0165-C-FY96	NDC
Tyehimba Learning Center	\$5,000.00	\$10,000.00	\$10,000.00	St. Paul	8351	1	2	1	NA	NA	CDAP-96-0166-C-FY96	NDC
J.T. Travels & Tours	\$7,500.00	\$15,000.00	\$15,000.00	St. Paul	4724	4	3	2	0	\$0.00	CDAP-96-0171-C-FY96	NEAR
Lucille's Kitchen	\$10,000.00	\$25,000.00	\$100,800.00	Minneapolis	5812	1	2	1	10	\$7.50	CDAP-96-0176-C-FY97	MPLS URBAN
Tree Employment, Inc.	\$7,500.00	\$15,000.00	\$30,000.00	St. Paul	7361	2	1	2	1.5	\$7.00	CDAP-96-0190-C-FY96	MEDA
Bobbie's Professional Services	\$3,500.00	\$7,000.00	\$7,000.00	Minneapolis	7338	1	2	1	NA	NA	CDAP-96-0203-C-FY97	NDC
Bluntson Enterprises	\$2,000.00	\$4,000.00	\$4,000.00	Minneapolis	8748	1	2	1	Closed/w.o.		CDAP-96-0204-C-FY97	MEF
Prosper Industries, Inc.	\$15,000.00	\$30,000.00	\$30,000.00	Minneapolis	3629	5	2	2	Closed/w.o.		CDAP-96-0205-C-FY97	NDC
Lucille's Kitchen	\$2,500.00	\$5,000.00	\$105,000.00	Minneapolis	5812	1	2	1	Paid		CDAP-96-0206-C-FY97	NDC
R.I.B., Inc.	\$7,000.00	\$10,850.00	\$10,850.00	St. Paul	5812	1	1	2	25.5	\$8.00	CDAP-96-0207-C-FY97	NDC
Same Like Me	\$14,000.00	\$28,000.00	\$180,000.00	Minneapolis	3942	5	2	1	Closed/paying		CDAP-96-0272-C-FY97	WV
Cherta International	\$50,000.00	\$100,000.00	\$275,000.00	St. Paul	5141	4	1	2	Closed/paying		CDAP-96-0275-A-FY97	NEAR
U.S. Mortgage Advisors	\$3,500.00	\$7,000.00	\$7,000.00	Minneapolis	6531	1	1	1	Paid		CDAP-96-0305-A-FY97	MCCD

Project Name	State Amount	Total Loan	Total Project	Location	SIC Code	Race *	Gender **	Start *** /Expand	No./Jobs Actual	Wages Actual	Project Number	Organization
Clothes Enc. of Plus Kind	\$10,000.00	\$24,000.00	\$24,000.00	St. Paul	5932	1	2	1	0.5	\$7.00	CDAP-96-0306-A-FY97	SPEAC
Tyehimba Learning Center	\$5,500.00	\$11,000.00	\$11,000.00	St. Paul	8351	1	2	2	NA	NA	CDAP-96-0307-A-FY97	SPEAC
American Refugee Collection	\$5,000.00	\$10,000.00	\$10,000.00	St. Paul	4212	2	1	2	4	\$8.50	CDAP-96-0308-A-FY97	REDA
Jennifer's Regalos	\$7,000.00	\$7,000.00	\$7,000.00	Minneapolis	5347	2	2	1	1	\$6.00	CDAP-96-0309-A-FY97	NDC
Newell Abatement Services	\$12,500.00	\$25,000.00	\$25,000.00	St. Paul	1799	1	1	2	Paid		CDAP-96-0310-A-FY97	NDC
Allies, LLC	\$10,500.00	\$21,000.00	\$21,000.00	Minneapolis	7812	3	2	2	Paid		CDAP-96-0311-A-FY97	MEF
Hot City Productions	\$5,000.00	\$10,000.00	\$10,000.00	Minneapolis	7812	1	1	2	Closed/w.o.		CDAP-96-0312-A-FY97	NDC
Soulful Crosswords	\$5,000.00	\$10,000.00	\$10,000.00	Minneapolis	2771	1	2	2	NA	NA	UICG-96-0001-A-FY97	MCCD
Intuitive	\$6,500.00	\$13,000.00	\$13,000.00	Minneapolis	7379	5	1	2	1	\$10.00	UICG-96-0002-A-FY97	MEF
RECO Security	\$75,000.00	\$150,000.00	\$150,000.00	Minneapolis	7381	1	1	2	34	\$7.50	UICG-96-0003-A-FY97	MGF
World Travel & Incentives	\$150,000.00	\$150,000.00	\$150,000.00	Minneapolis	4724	2	1	2	Paid		UICG-96-0004-A-FY97	MGF
American Furishing Construction	\$10,000.00	\$20,000.00	\$20,000.00	St. Paul	7641	1	1	1	Closed/w.o.		UICG-96-0005-A-FY97	NDC
Print-All, Inc.	\$12,500.00	\$25,000.00	\$25,000.00	St. Paul	3089	5	1	1	Paid		UICG-96-0006-A-FY97	SPEAC
Novedades Luptia	\$3,125.00	\$6,250.00	\$12,250.00	St. Paul	5651	2	2	2	Paid		UICG-96-0007-a-FY97	NDC
Summit Childcare, Inc.	\$38,500.00	\$77,000.00	\$77,000.00	Minneapolis	8351	1	2	1	?	?	UICG-96-0008-a-FY97	MEF
Proffit Group, Ltd.	\$2,500.00	\$5,000.00	\$5,000.00	Minneapolis	8742	1	1	1	0	\$0.00	UICG-96-0009-a-FY97	MEF
Barry Rogers & Company	\$20,000.00	\$80,000.00	\$80,000.00	Minneapolis	8721	1	1	2	2	\$10.30	UICG-96-0010-a-FY97	MGF
U-Sidewalk International Foods	\$7,500.00	\$15,000.00	\$15,000.00	Minneapolis	5141	1	1	2	0	\$0.00	UICG-96-0011-a-FY97	NDC
Diversnet, Inc.	\$25,000.00	\$50,000.00	\$50,000.00	Minneapolis	8742	1	3	2	0	\$0.00	UICG-96-0012-a-FY97	MCCD
Mascots & Costumes	\$15,000.00	\$30,000.00	\$30,000.00	Minneapolis	2389	2	3	3	Paid		UICG-96-0013-a-FY97	MCCD
Singh & Singh	\$7,500.00	\$15,000.00	\$30,000.00	Minneapolis	8111	4	1	2	Paid		UICG-96-0014-a-FY97	MEDA
Lowry Auto Repair	\$10,000.00	\$10,000.00	\$15,000.00	Minneapolis	7538	1	3	2	2	\$13.00	UICG-96-0015-a-FY97	MPLS URBAN
Anton, Inc.	\$22,500.00	\$45,000.00	\$90,000.00	Minneapolis	1521	1	1	2	Paid		UICG-96-0016-a-FY97	MEDA
Craig's Country Boy Superette	\$3,611.50	\$7,223.00	\$7,223.00	St. Paul	5411	4	1	2	1	\$8.50	UICG-96-0018-a-FY97	FAA
Med Link Medical, Inc.	\$25,000.00	\$50,000.00	\$140,000.00	Columbia Heights	3827	5	2	2	1	\$14.50	UICG-96-0019-a-FY97	ACEDP
Old Arizona Studios, Inc.	\$50,000.00	\$135,000.00	\$135,000.00	Minneapolis	6512	5	2	3	?	?	UICG-97-0001-a-FY97	MEF
Diapers Express of Minnesota	\$3,500.00	\$7,000.00	\$7,000.00	St. Paul	5137	1	2	2	Closed/paying		UICG-97-0002-a-FY97	NDC
Minneapolis Auto Security	\$10,000.00	\$20,000.00	\$20,000.00	Minneapolis	7549	1	1	2	0	\$0.00	UICG-97-0003-a-FY97	MCCD
Floyd Johnson Painting	\$5,000.00	\$20,000.00	\$20,000.00	Minneapolis	1522	1	1	2	Closed/w.o.		UICG-97-0004-a-FY97	MEDA
Boone Trucking, Inc.	\$86,000.00	\$193,500.00	\$193,500.00	Minneapolis	4212	1	1	2	8	\$10.00	UICG-97-0005-a-FY97	UV
A Fitting Sew-lution	\$5,000.00	\$10,000.00	\$10,000.00	Minneapolis	5699	1	2	1	0	\$0.00	UICG-97-0006-a-FY97	MCCD
Prosper Industries, Inc.	\$27,666.00	\$55,332.00	\$55,332.00	Minneapolis	3629	5	2	2	Closed/w.o.		UICG-97-0008-a-FY97	MEF
West Indies Soul, Inc.	\$4,500.00	\$9,000.00	\$9,673.00	St. Paul	5812	1	2	3	Paid		UICG-97-0009-a-FY97	NDC
JEI Corporation	\$20,000.00	\$70,000.00	\$235,000.00	Minneapolis	3555	1	1	2	Closed/w.o.		UICG-97-0010-a-FY97	MPLS URBAN
Brooke Personnel Services	\$20,000.00	\$70,000.00	\$120,000.00	Minneapolis	7361	1	1	3	4	\$14.40	UICG-97-0011-a-FY97	MPLS URBAN
Magnetic Buys/Toys Plus	\$10,000.00	\$10,000.00	\$10,000.00	St. Paul	5331	4	2	1	Closed/paying		UICG-97-0012-a-FY97	NENDC
Tonerecycle, Inc.	\$75,000.00	\$150,000.00	\$300,000.00	Minneapolis	3579	1	1	2	50	\$10.60	UICG-97-0013-a-FY97	MEDA
Hmong Arts, Books & Crafts	\$7,500.00	\$15,000.00	\$15,000.00	St. Paul	5331	4	2	2	1	\$8.00	UICG-97-0014-a-FY97	FAA
Bradley Homestyle Food Service	\$10,000.00	\$20,000.00	\$20,000.00	Minneapolis	5812	1	3	2	Closed/paying		UICG-97-0015-a-FY97	PCDC
TLC Precision Wafer Technology	\$100,000.00	\$200,000.00	\$4,345,000.00	Minneapolis	3674	1	1	2	8	\$13.30	UICG-97-0016-a-FY97	PCDC
Black Bear Crossings	\$10,000.00	\$20,000.00	\$443,000.00	St. Paul	5812	3	3	1	5	\$6.50	UICG-97-0017-a-FY97	NDC
Bald Eagle Erectors, Inc.	\$25,000.00	\$25,000.00	\$200,000.00	Minneapolis	1799	3	1	2	10	\$18.30	UICG-97-0018-a-FY97	MEDA
Cafe Capitol, Inc.	\$10,000.00	\$20,000.00	\$20,000.00	St. Paul	5812	5	2	2	?	?	UICG-97-0019-a-FY97	NEAR
Cheirs Distributing Company	\$11,250.00	\$22,500.00	\$45,000.00	Minneapolis	5149	1	1	3	Closed/w.o.		UICG-97-0020-a-FY97	PCDC
Beamer Enterprises, Inc.	\$25,000.00	\$50,000.00	\$50,000.00	St. Paul	3647	1	1	2	Closed		UICG-97-0021-a-FY97	NDC
Federal Cafe, Inc.	\$6,250.00	\$12,500.00	\$25,000.00	Minneapolis	5812	4	3	1	Paid		UICG-97-0023-a-FY97	MEDA
American Pro-Temp Service	\$7,500.00	\$15,000.00	\$23,000.00	St. Paul	7361	4	3	1	Paid		UICG-97-0024-a-FY97	WV
Newell Abatement Services	\$41,425.00	\$82,850.00	\$97,850.00	St. Paul	1799	1	1	3	Paid		UICG-97-0025-a-FY97	NDC
Upper Mississippi Sauce Co.	\$7,500.00	\$15,000.00	\$15,000.00	Minneapolis	2033	5	1	2	Closed		UICG-97-0026-a-FY97	NDC
Tom & Jerry's	\$10,000.00	\$20,000.00	\$60,000.00	Minneapolis	5411	6	1	1	?	?	UICG-97-0027-a-FY97	PCDC
Medknowlogy, Inc.	\$75,000.00	\$150,000.00	\$175,000.00	Hopkins	8299	2	1	2	4	\$19.00	UICG-97-0028-a-FY97	MGF
Big Daddy's BBQ	\$10,000.00	\$35,000.00	\$35,000.00	St. Paul	5812	1	1	3	NA	NA	UICG-97-0030-a-FY97	NDC
Mascots & Costumes	\$19,250.00	\$38,500.00	\$77,000.00	Minneapolis	2389	2	3	3	2	\$9.00	UICG-97-0031-a-FY98	PCDC
Highlight AA Market	\$10,000.00	\$10,000.00	\$120,000.00	St. Paul	5411	4	3	3	0	\$0.00	UICG-97-0032-a-FY98	NEAR
Peace Home Academy	\$28,452.00	\$28,452.00	\$138,294.00	St. Paul	8322	1	2	1	6	\$8.50	UICG-97-0033-a-FY98	FAA
RCK Industries, Inc.	\$2,500.00	\$5,000.00	\$5,000.00	Minneapolis	5085	2	1	1	0	\$0.00	UICG-97-0036-a-FY98	MCCD
JE Imaging Corporation	\$27,500.00	\$55,000.00	\$170,000.00	Minneapolis	3555	1	1	2	Closed/w.o.		UICG-97-0037-a-FY98	MEDA
Centuple Communications	\$25,000.00	\$50,000.00	\$250,000.00	Columbia Heights	3661	4	1	1	2	\$17.00	UICG-97-0040-a-FY98	ACEDP
All City Towing	\$10,000.00	\$20,000.00	\$20,000.00	St. Paul	7549	1	1	1	0	\$0.00	UICG-97-0041-a-FY98	FAA
Fresh Fanny Diaper Service	\$12,500.00	\$25,000.00	\$25,000.00	Minneapolis	5137	1	2	1	1	\$6.00	UICG-97-0042-a-FY98	MCCD
Upper Mississippi Sauce Co.	\$20,000.00	\$40,000.00	\$114,000.00	Minneapolis	2033	5	1	2	Closed		UICG-97-0043-a-FY98	NDC/FAA
Vue/Mona	\$41,750.00	\$83,500.00	\$370,000.00	Minneapolis	6512	4	1	1	?	?	UICG-97-0044-a-FY98	MEF
Allies, LLC	\$4,500.00	\$9,000.00	\$9,000.00	Minneapolis	7812	3	2	2	Paid		UICG-97-0045-a-FY98	MEF
Urban Lights, Inc.	\$10,000.00	\$20,000.00	\$20,000.00	St. Paul	5735	1	1	3	1.5	\$6.25	UICG-97-0046-a-FY98	NDC
Party Kingdom Balloon & Gifts	\$5,750.00	\$5,750.00	\$11,500.00	Minneapolis	5947	2	2	2	NA	NA	UICG-97-0047-a-FY98	NDC

Project Name	State Amount	Total Loan	Total Project	Location	SIC Code	Race *	Gender **	Start *** /Expand	No./Jobs Actual	Wages Actual	Project Number	Organization
American Furbishing Construction	\$7,500.00	\$12,500.00	\$25,000.00	St. Paul	7641	1	1	3	Closed/w.o.		UICG-97-0048-a-FY98	NDC
Northside Towing	\$5,750.00	\$11,500.00	\$23,000.00	Minneapolis	7549	1	1	1	1	\$10.00	UICG-97-0049-a-FY98	MEDA
El Bravo, Inc.	\$10,000.00	\$10,000.00	\$86,000.00	St. Paul	5812	2	1	3	6	\$7.33	UICG-97-0050-a-FY98	NEAR
Rib Exstasy	\$3,750.00	\$7,000.00	\$16,000.00	St. Paul	5812	1	3	2	0	\$0.00	UICG-97-0051-a-FY98	NDC
Immanu Jewelry	\$10,000.00	\$20,000.00	\$33,000.00	Minneapolis	5944	4	1	1	Closed/paying		UICG-97-0053-a-FY98	PCDC
Franklin Food & Deli	\$7,500.00	\$15,000.00	\$38,000.00	Minneapolis	5411	6	1	2	?	?	UICG-97-0054-a-FY98	PCDC
Alferi Minnesota	\$37,500.00	\$75,000.00	\$150,000.00	St. Paul	5084	2	1	2	2	\$8.00	UICG-97-0056-a-FY98	MEDA
Soulful Crosswords	\$5,000.00	\$10,000.00	\$10,000.00	Minneapolis	2771	1	2	2	0.5	\$11.00	UICG-97-0057-a-FY98	MCCD
Microtron, Inc.	\$145,000.00	\$300,000.00	\$300,000.00	Minneapolis	3679	1	1	2	15	\$19.00	UICG-97-0058-a-FY98	MGF
Milly's Bakery & Cafe	\$5,000.00	\$10,000.00	\$25,000.00	St. Paul	5461	2	2	1	Paid		UICG-97-0059-a-FY98	REDA
Robert McClain Photographer	\$4,000.00	\$5,000.00	\$5,000.00	St. Paul	7221	1	1	1	0	\$0.00	UICG-97-0060-a-FY98	FAA
Schoolhouse Daycare	\$3,800.00	\$7,600.00	\$10,800.00	Minneapolis	8351	1	2	1	1	\$7.00	UICG-97-0061-a-FY98	PCDC
Urban Janitorial	\$1,750.00	\$3,600.00	\$3,600.00	St. Paul	7349	1	1	1	2	\$12.00	UICG-97-0062-a-FY98	NDC
Jennifer's Regalos	\$3,500.00	\$10,000.00	\$10,000.00	Minneapolis	5347	2	2	2	NA	NA	UICG-97-0063-a-FY98	NDC
U.S. Hair Force	\$3,550.00	\$7,100.00	\$7,100.00	St. Paul	7231	1	1	2	0	\$0.00	UICG-97-0065-a-FY98	NDC
IMPACT Energy Controls Corp.	\$45,000.00	\$90,000.00	\$180,000.00	Minneapolis	3822	2	1	2	?	?	UICG-97-0066-a-FY98	MEF
Areanna Coale Catering	\$2,500.00	\$5,000.00	\$5,000.00	St. Paul	5812	1	2	2	1	\$8.50	UICG-98-0001-a-FY98	FAA
Innovative Chemical Corporation	\$25,000.00	\$50,000.00	\$100,000.00	St. Paul	2841	4	1	2	2	\$9.00	UICG-98-0002-a-FY98	MEDA
Thor Construction, Inc.	\$71,250.00	\$143,500.00	\$385,000.00	St. Paul	1542	1	1	2	10	\$20.00	UICG-98-0003-a-FY98	MEDA
Newell Abatement Services	\$53,500.00	\$107,000.00	\$107,000.00	St. Paul	1799	1	3	2	12	\$16.00	UICG-98-0007-a-FY98	NDC
Classic Records, Inc.	\$10,000.00	\$20,000.00	\$150,000.00	Minneapolis	5735	1	1	2	6	\$8.00	UICG-98-0009-a-FY98	Mpls Urban
CALM Research Institute	\$2,500.00	\$5,000.00	\$10,000.00	Minneapolis	8742	1	1	2	0	\$0.00	UICG-98-0010-a-FY98	PCDC
Yayeng Vang Agency	\$5,000.00	\$5,000.00	\$106,900.00	St. Paul	6411	4	1	1	0	\$0.00	UICG-98-0011-a-FY98	NEAR
Midtown Cafe, LLC	\$5,000.00	\$10,000.00	\$90,500.00	Minneapolis	5812	5	2	1	Closed/paying		UICG-98-0012-a-FY98	MCCD
R&A Lagos Market	\$10,000.00	\$20,000.00	\$126,000.00	Minneapolis	5411	1	1	2	0	\$0.00	UICG-98-0014-a-FY98	PCDC
Asian Classic Catering	\$3,000.00	\$6,000.00	\$6,000.00	St. Paul	5812	4	1	2	0	\$0.00	UICG-98-0015-a-FY98	NDC
Award Baking International	\$25,000.00	\$50,000.00	\$54,000.00	Minneapolis	2052	5	2	3	NA	NA	UICG-98-0016-a-FY98	MCCD
Rivereast Development Corporation	\$25,000.00	\$180,000.00	\$200,000.00	Minneapolis	6512	5	3	1	3	\$18.40	UICG-98-0017-a-FY98	MCCD
Prosper Industries, Inc.	\$10,000.00	\$20,000.00	\$20,000.00	Minneapolis	3629	5	2	3	Closed/w.o.		UICG-98-0018-a-FY98	NDC
Schoolhouse Daycare	\$3,500.00	\$7,000.00	\$7,000.00	Minneapolis	8351	1	2	3	NA	NA	UICG-98-0019-a-FY98	PCDC
Golden Auto Sales, Inc.	\$10,000.00	\$10,000.00	\$394,600.00	St. Paul	5521	4	3	1	0	\$0.00	UICG-98-0020-a-FY98	NEAR
Singh International, Inc.	\$15,000.00	\$30,000.00	\$60,000.00	Minneapolis	4899	4	1	1	0	\$0.00	UICG-98-0022-a-FY98	MEDA
Romeo Lawn & Maintenance	\$5,000.00	\$10,000.00	\$10,000.00	Minneapolis	782	1	1	3	NA	NA	UICG-98-0023-a-FY98	MEF
Luna's Janitorial Service	\$5,168.86	\$15,000.00	\$15,000.00	St. Paul	7349	2	1	2	Paid		UICG-98-0024-a-FY98	REDA
ABR/Loviel Information Systems	\$32,500.00	\$65,000.00	\$148,800.00	Minneapolis	7371	1	1	2	5	\$12.60	UICG-98-0025-a-FY98	PCDC
Quality Select Personnel, Inc.	\$7,500.00	\$15,000.00	\$15,000.00	Minneapolis	7361	4	2	2	Paid		UICG-98-0026-a-FY98	NDC
CleanX Dry Cleaning Services	\$62,000.00	\$62,000.00	\$354,500.00	Minneapolis	7216	5	3	2	11	8.54	UICG-98-0027-a-FY98	MCCD
Infinity Fashion Design	\$2,500.00	\$5,000.00	\$5,000.00	Minneapolis	2331	2	2	1	NA	NA	UICG-98-0029-a-FY98	NDC
Silhouettes	\$8,500.00	\$17,000.00	\$28,000.00	Minneapolis	5651	1	1	1	NA	NA	UICG-98-0030-a-FY98	NDC
Ojika Catering	\$2,950.00	\$5,900.00	\$5,900.00	St. Paul	5812	1	2	1	NA	NA	UICG-98-0031-a-FY98	NDC
Newell Abatement Services	\$5,000.00	\$10,000.00	\$10,000.00	St. Paul	1799	1	3	3	Paid		UICG-98-0032-a-FY99	NDC
Heaven Hi Originals	\$3,450.00	\$6,900.00	\$15,000.00	St. Paul	5999	1	1	3	NA	NA	UICG-98-0033-a-FY99	NDC
Crossworks, Inc.	\$150,000.00	\$300,000.00	\$475,000.00	Minneapolis	7372	4	2	2	5	\$21.60	UICG-98-0035-a-FY99	MGF
DeAnn Adams Chiropractic, PA	\$7,000.00	\$14,000.00	\$16,000.00	St. Paul	8041	5	2	1	0	\$0.00	UICG-98-0036-a-FY99	WV
Honor Press, Inc.	\$4,856.00	\$9,712.00	\$9,712.00	Minneapolis	3944	3	2	2	Paid		UICG-98-0037-a-FY99	MEF
Tortilleria La Perla	\$10,500.00	\$21,000.00	\$70,000.00	Minneapolis	2051	2	1	1	?	?	UICG-98-0038-a-FY99	PCDC
Rainbow Child Development Center	\$10,000.00	\$10,000.00	\$46,800.00	St. Paul	8351	5	2	1	7	\$8.40	UICG-98-0039-a-FY99	NDC
Community Temporary Care Services	\$7,500.00	\$7,500.00	\$22,500.00	St. Paul	7361	1	1	2	16	\$14.10	UICG-98-0040-a-FY99	NDC
United Auto Sales	\$10,000.00	\$10,000.00	\$220,000.00	St. Paul	5521	4	3	2	5	\$8.00	UICG-98-0041-a-FY99	FAA
Mitrebox Framing	\$7,500.00	\$15,000.00	\$40,390.00	Minneapolis	7299	5	2	1	0	\$0.00	UICG-98-0042-a-FY99	WV
Eagle Legal Copy Service, Inc.	\$18,750.00	\$37,500.00	\$75,000.00	Minneapolis	7334	5	3	1	2	\$8.50	UICG-98-0044-a-FY99	MEDA
Kingdom Mobile Communications	\$6,250.00	\$12,500.00	\$25,000.00	Minneapolis	5731	5	1	1	0	\$0.00	UICG-98-0045-a-FY99	MEDA
East End Community Services	\$10,000.00	\$10,000.00	\$25,000.00	St. Paul	8059	5	1	2	8	\$7.50	UICG-98-0046-a-FY99	FAA
Pegasus Preschool	\$12,500.00	\$25,000.00	\$29,500.00	Minneapolis	8351	1	2	1	2	\$6.75	UICG-98-0047-a-FY99	PCDC
Tyehimba Learning Center	\$5,000.00	\$10,000.00	\$10,000.00	St. Paul	8351	1	2	2	2	\$10.00	UICG-98-0048-a-FY99	NDC
LJ Home Health Services, Inc.	\$40,000.00	\$90,000.00	\$90,000.00	St. Paul	8082	1	2	3	8	\$8.00	UICG-98-0049-a-FY99	NDC
Black Room Studios, Inc.	\$10,000.00	\$20,000.00	\$40,000.00	Minneapolis	7389	1	1	2	1	\$15.00	UICG-98-0051-a-FY99	NDC
SavvyNet, Inc.	\$25,000.00	\$50,000.00	\$50,000.00	Columbia Heights	7372	5	1	2	3	\$29.00	UICG-98-0052-a-FY99	ACEDP
Equatorial Communications, Inc.	\$8,000.00	\$16,000.00	\$16,000.00	Minneapolis	2711	1	1	1	0	\$0.00	UICG-98-0054-a-FY99	MEF
Intuitive	\$18,500.00	\$37,000.00	\$37,000.00	Minneapolis	7379	5	1	2	1	\$10.00	UICG-98-0055-a-FY99	MEF
Mane of the Lion II	\$1,850.00	\$3,700.00	\$5,000.00	St. Paul	7231	1	1	3	0	\$0.00	UICG-98-0056-a-FY99	NDC
B&L Electric Supply	\$25,000.00	\$50,000.00	\$100,000.00	St. Paul	5063	1	1	1	1	\$7.50	UICG-98-0057-a-FY99	MEDA
Red Sea, Inc.	\$10,000.00	\$20,000.00	\$70,000.00	Minneapolis	5812	1	1	2	8	\$7.00	UICG-98-0058-a-FY99	PCDC
Supportive Transportation Services	\$8,750.00	\$17,500.00	\$35,000.00	Minneapolis	4119	2	1	1	2	\$10.00	UICG-98-0059-a-FY99	MEDA

Project Name	State Amount	Total Loan	Total Project	Location	SIC Code	Race *	Gender **	Start *** /Expand	No./Jobs Actual	Wages Actual	Project Number	Organization
Associates by Design	\$9,375.00	\$18,750.00	\$37,500.00	Minneapolis	7336	1	2	2	2	\$8.50	UICG-98-0061-a-FY99	MEDA
Armor Security, Inc.	\$50,000.00	\$100,000.00	\$100,000.00	Minneapolis	7382	2	3	2	3	\$12.00	UICG-98-0062-a-FY99	MGF
Lowry Auto Repair	\$6,641.50	\$13,283.00	\$13,283.00	Minneapolis	7549	1	3	3	NA	NA	UICG-98-0063-a-FY99	NDC
The Kydd Group	\$62,500.00	\$125,000.00	\$250,000.00	Minneapolis	8745	1	2	3	8	\$8.50	UICG-99-0001-a-FY99	MEDA
Estes Card Shops, Inc.	\$10,000.00	\$100,000.00	\$100,000.00	Minneapolis	5943	1	1	3	6	\$9.30	UICG-99-0002-a-FY99	MEDA
Betty Ann Caban	\$1,500.00	\$3,000.00	\$3,000.00	St. Paul	6512	1	2	3	Paid		UICG-99-0003-a-FY99	REDA
Melchert/Walky Associates	\$50,000.00	\$100,000.00	\$100,000.00	St. Paul	781	3	1	2	0	\$0.00	UICG-99-0004-a-FY99	MGF
Qualified Professionals, Inc.	\$12,750.00	\$25,500.00	\$32,500.00	St. Paul	7361	1	2	1	0	\$0.00	UICG-99-0005-a-FY99	FAA
Becky's At Your Service	\$11,750.00	\$23,500.00	\$23,500.00	St. Paul	7349	1	2	2	1	\$9.00	UICG-99-0008-a-FY99	NDC
Centro Cobijero del Norte	\$4,000.00	\$8,000.00	\$10,000.00	Minneapolis	5331	2	1	1	0	\$0.00	UICG-99-0009-a-FY99	NDC
The Feathered Serpent	\$7,500.00	\$15,000.00	\$15,000.00	Minneapolis	5331	2	3	1	0	\$0.00	UICG-99-0010-a-FY99	NDC
International Travel & Tours	\$20,000.00	\$40,000.00	\$40,000.00	Minneapolis	4724	1	1	2	0	\$0.00	UICG-99-0012-a-FY99	MEF
Somali Gold Repair	\$4,500.00	\$9,000.00	\$9,000.00	Minneapolis	5944	1	1	1	NA	NA	UICG-99-0013-a-FY99	MEF
Ramadan Market, LLC	\$10,000.00	\$31,000.00	\$31,000.00	Minneapolis	5411	6	1	1	2	\$7.00	UICG-99-0014-a-FY99	MEF
Manny's Tortas	\$3,000.00	\$6,000.00	\$15,700.00	Minneapolis	5812	2	1	1	0	\$0.00	UICG-99-0016-a-FY99	NDC
Metal Service, Inc.	\$25,000.00	\$50,000.00	\$50,000.00	St. Paul	5051	3	2	2	3	\$10.30	UICG-99-0017-a-FY99	WCF
Ni-te Nite Child Care Center	\$3,750.00	\$7,500.00	\$17,000.00	Minneapolis	8351	1	2	1	1	\$7.00	UICG-99-0018-a-FY99	NDC
Revive-a-Drive, Inc.	\$17,500.00	\$35,000.00	\$84,000.00	Minneapolis	1611	6	1	2	1	\$9.00	UICG-99-0021-a-FY99	MCCD
Hmong Arts, Books & Crafts	\$10,000.00	\$10,000.00	\$238,000.00	St. Paul	5331	4	1	2	NA	NA	UICG-99-0022-a-FY99	FAA
Craig's Country Boy Superette	\$10,000.00	\$10,000.00	\$86,328.00	St. Paul	5411	6	1	2	0	\$0.00	UICG-99-0023-a-FY99	FAA
Highlight AA Market	\$3,000.00	\$10,000.00	\$48,000.00	St. Paul	5411	4	2	2	0	\$0.00	UICG-99-0024-a-FY99	NDC
Fence King	\$2,500.00	\$5,000.00	\$5,000.00	Minneapolis	1799	1	1	1	1	\$9.00	UICG-99-0025-a-FY99	NDC
Simon Industries	\$25,000.00	\$50,000.00	\$50,000.00	Columbia Heights	8711	1	1	1	1	\$13.00	UICG-99-0026-a-FY99	ACEDP
Golden Harvest Foods, LLC	\$10,000.00	\$40,000.00	\$40,000.00	St. Paul	5411	4	1	2	10	\$7.00	UICG-99-0027-a-FY99	NDC
Romeo Lawn & Maintenance	\$37,500.00	\$75,000.00	\$75,000.00	Minneapolis	782	1	1	2	0.5	\$8.00	UICG-99-0028-a-FY99	MEF
Desso International Company	\$45,000.00	\$90,000.00	\$100,000.00	Minneapolis	5149	1	1	2	1	\$5.70	UICG-99-0029-a-FY99	MEF
Summers Construction & Painting	\$5,000.00	\$10,000.00	\$10,000.00	Minneapolis	1721	1	1	1	0	\$0.00	UICG-99-0030-a-FY99	MEF
Bacchus Transport	\$13,655.00	\$27,330.00	\$27,330.00	Minneapolis	4212	2	1	1	0	\$0.00	UICG-99-0031-a-FY99	MEF
Taqueria La Hacienda, Inc.	\$2,500.00	\$5,000.00	\$22,000.00	Minneapolis	5812	2	3	1	0	\$0.00	UICG-99-0032-a-FY99	NDC
Attitude Matters	\$4,850.00	\$9,700.00	\$97,000.00	Minneapolis	3944		2	2	0.5	\$15.00	UICG-99-0033-a-FY99	MEF
Aquinas Enterprises, LLC	\$10,000.00	\$10,000.00	\$100,000.00	St. Paul	7389	5	1	2	3	\$7.50	UICG-99-0034-a-FY99	FAA
Silhouettes	\$1,500.00	\$5,000.00	\$6,300.00	Minneapolis	5611	1	1	2	0	\$0.00	UICG-99-0035-a-FY99	NDC
Reina de los Jugos	\$4,250.00	\$8,500.00	\$11,000.00	Minneapolis	5812	2	2	1	1	\$7.00	UICG-99-0036-a-FY99	NDC
Jennifer's Regalos	\$4,400.00	\$12,000.00	\$12,000.00	Minneapolis	5621	2	2	2	0	\$0.00	UICG-99-0037-a-FY99	NDC
Never Enough Thyme	\$10,000.00	\$30,000.00	\$260,000.00	Minneapolis	5812	5	2	1	14	\$13.10	UICG-99-0038-a-FY99	MCCD
Dyametix	\$25,000.00	\$50,000.00	\$50,000.00	Columbia Heights	3845	5	1	1	2	\$27.60	UICG-99-0040-a-FY99	ACEDP
MorningStar Cleaning Service	\$3,500.00	\$7,000.00	\$7,300.00	Minneapolis	7349	1	2	1	0	\$0.00	UICG-99-0041-a-FY99	PCDC
Tom Harris & Associates	\$100,000.00	\$200,000.00	\$200,000.00	Minneapolis	7311	1	1	2	20	\$19.50	UICG-99-0043-a-FY99	MGF
Beautique, Inc.	\$10,000.00	\$36,116.00	\$40,916.00	Minneapolis	5999	1	2	1	?	?	UICG-99-0044-a-FY99	NDC
Discomania	\$1,500.00	\$3,000.00	\$13,000.00	Minneapolis	5735	2	1	1	NA	NA	UICG-99-0045-a-FY99	NDC
Mirella's Custom Sewing	\$2,500.00	\$5,000.00	\$9,000.00	Minneapolis	7219	2	2	1	0	\$0.00	UICG-99-0046-a-FY99	NDC
Evergreen Import Casket, Inc.	\$15,000.00	\$30,000.00	\$50,000.00	St. Paul	3995	4	1	1	0	\$0.00	UICG-99-0047-a-FY99	NDC
Passus Arts & Gifts	\$2,500.00	\$5,000.00	\$10,000.00	St. Paul	5331	4	1	2	NA	NA	UICG-99-0048-a-FY00	NDC
Otra Cocina	\$6,000.00	\$12,000.00	\$12,000.00	Minneapolis	5812	4	3	1	NA	NA	UICG-99-0049-a-FY00	PCDC
Kenneth Sanz Painting Co.	\$4,800.00	\$9,600.00	\$9,600.00	St. Paul	1721	5	1	3	NA	NA	UICG-99-0050-a-FY00	NDC
Ly Fashions	\$5,000.00	\$10,000.00	\$10,000.00	St. Paul	5651	4	3	2	NA	NA	UICG-99-0051-a-FY00	FAA
Andy's Garage, Inc.	\$10,000.00	\$20,000.00	\$426,500.00	St. Paul	5812	5	3	1	NA	NA	UICG-99-0053-a-FY00	NDC
Uncle David's Sweet Potato Pies	\$2,500.00	\$5,000.00	\$5,000.00	St. Paul	2051	1	3	1	NA	NA	UICG-99-0054-a-FY00	NDC
Newell Abatement Services	\$15,000.00	\$30,000.00	\$30,000.00	St. Paul	1799	1	1	2	1	\$16.17	UICG-99-0055-a-FY00	NDC
ACCENT Painting	\$3,500.00	\$3,500.00	\$15,000.00	St. Paul	1721	1	2	1	NA	NA	UICG-99-0058-a-FY00	FAA
C&R Imports	\$3,200.00	\$6,400.00	\$6,400.00	St. Paul	5145	2	2	3	NA	NA	UICG-99-0060-a-FY00	REDA
Axis Minnesota, Inc.	\$24,950.00	\$50,000.00	\$50,000.00	St. Paul	8052	5	2	2	NA	NA	UICG-99-0061-a-FY00	EA
Viking Sales, Inc.	\$22,000.00	\$22,000.00	\$75,000.00	Minneapolis	3581	5	2	2	NA	NA	UICG-99-0062-a-FY00	FAA
Qualified Professionals, Inc.	\$3,500.00	\$12,750.00	\$12,750.00	St. Paul	7361	1	2	1	NA	NA	UICG-99-0063-a-FY00	NDC
Innovative Chemical Corporation	\$15,000.00	\$30,000.00	\$60,000.00	St. Paul	2841	4	1	2	NA	NA	UICG-99-0064-a-FY00	MEDA
Axis Minnesota, Inc.	\$24,950.00	\$50,000.00	\$50,000.00	St. Paul	8052	5	2	2	NA	NA	UICG-99-0065-a-FY00	EA
Queenie's Bus Tours, Inc.	\$35,000.00	\$70,000.00	\$70,000.00	St. Paul	4142	1	2	3	NA	NA	UICG-99-0066-a-FY00	NDC/FAA
Peace Home Academy	\$41,400.00	\$41,400.00	\$177,000.00	St. Paul	8322	1	2	2	NA	NA	UICG-99-0067-a-FY00	FAA
Simon Industries	\$37,500.00	\$150,000.00	\$150,000.00	Columbia Heights	8711	1	1	1	NA	NA	UICG-99-0068-a-FY00	MEDA
Convey, Inc.	\$25,000.00	\$50,000.00	\$50,000.00	Columbia Heights	7371	5	1	1	NA	NA	UICG-99-0069-a-FY00	ACEDP
Martha Burns Swimming School	\$32,500.00	\$130,000.00	\$160,000.00	Hopkins	7999	2	2	1	NA	NA	UICG-99-0070-a-FY00	MEDA
Axis Minnesota, Inc.	\$50,000.00	\$100,000.00	\$100,000.00	St. Paul	8052	5	2	2	NA	NA	UICG-99-0071-a-FY00	EA
Trelanny, Inc.	\$10,000.00	\$20,000.00	\$50,000.00	Minneapolis	5812	1	3	2	NA	NA	UICG-99-0072-a-FY00	MUL
Creaciones Monica	\$2,500.00	\$5,000.00	\$15,000.00	Minneapolis	5999	2	2	1	NA	NA	UICG-99-0073-a-FY00	NDC
Chiapas Enterprises	\$10,000.00	\$20,000.00	\$110,000.00	Minneapolis	5812	1	2	1	NA	NA	UICG-99-0074-a-FY00	NDC

Project Name	State Amount	Total Loan	Total Project	Location	SIC Code	Race *	Gender **	Start/ExpaNo./Jobs	Wages	Project Number	Organization
								Actual	Actual		
Libreria Cristiana	\$5,000.00	\$10,000.00	\$10,000.00	Minneapolis	5942	2	2	1	NA	UICG-99-0075-a-FY00	MEF
R&R Roofing	\$5,000.00	\$10,000.00	\$10,000.00	Minneapolis	1761	1	1	1	NA	UICG-99-0076-a-FY00	MEF
Somali Gold Repair	\$8,500.00	\$17,000.00	\$17,000.00	Minneapolis	5944	1	1	2	\$6.00	UICG-99-0077-a-FY00	MEF
Teng Vue Development	\$32,600.00	\$64,600.00	\$76,000.00	Minneapolis	6512	4	3	2	NA	UICG-99-0078-a-FY00	MEF
Peace Home Academy	\$41,600.00	\$41,600.00	\$140,000.00	St. Paul	8322	1	2	2	NA	UICG-99-0079-a-FY00	FAA
American Refuse Collection	\$6,850.00	\$13,700.00	\$26,200.00	St. Paul	4212	2	3	2	NA	UICG-99-0080-a-FY00	REDA
Dari-Ette Drive-In	\$10,000.00	\$20,000.00	\$40,000.00	St. Paul	5812	5	2	2	NA	UICG-99-0081-a-FY00	EA

December 31, 1999

Race: 1=African American; 2=Hispanic;
3=American Indian; 4=Asian American;
5=European American; 6=Middle Eastern
Gender: 1=male;2=female;3=multiple
Start=1; Expand=2; Retain=3