

June 5, 2026

2026 Regular Legislative Session Fiscal Note Highlights

The Legislative Budget Office (LBO) received **853 fiscal note requests**, resulting in **2,504 agency assignments** during the 2026 regular legislative session. The House requested 480 fiscal notes and the Senate requested 373.

Fiscal Note Requests

Completed	Inactivated	Incomplete
580	208	65

Agency Assignments

Completed	Inactivated	Incomplete
1,615	676	213

Fiscal Notes Completed by Due Date

2026	5 Year Average
41%	44%

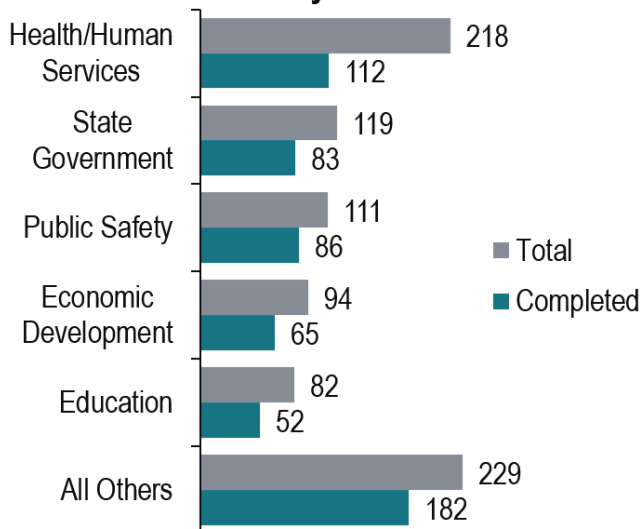
Fiscal notes completed by due date only include completed fiscal notes. Incomplete and inactive notes are not included in this calculation. The fiscal note due date is set by the requester when the fiscal note request is made and can be changed after the fiscal note is assigned. Many factors impact a fiscal note’s timeliness, including volume of requests, complexity of the bill, number of agencies assigned, and availability of data.

Days to Complete a Fiscal Note

2026 Average	2026 Median
15	12

The days to complete a fiscal note calculation only includes completed fiscal notes, and excludes inactivated requests, incomplete requests, and autogenerated fiscal notes created for companion bills.

Session Fiscal Note Requests by Policy Area

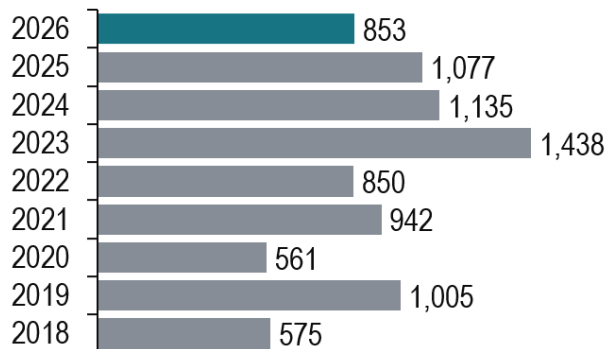


The health and human services policy area represents the largest group of fiscal note requests in the 2026 session, accounting for 25 percent of all requests and 19 percent of all completions. State government, public safety, and economic development represent 14, 13, and 11 percent of requests respectively and between 15 to 11 percent of completions. Education represents 10 percent of fiscal note requests and 9 percent of completed fiscal notes. All other policy areas represent 26 percent of fiscal note requests and 31 percent of fiscal note completions.

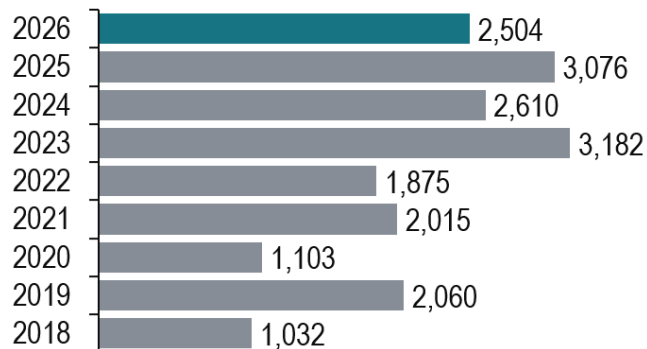
The “all others” policy area consists of transportation, environment, agriculture, courts, corrections, taxes and pensions, housing, and veterans and military affairs.

Policy areas are groupings of agencies as defined by the LBO.

Session Fiscal Note Requests

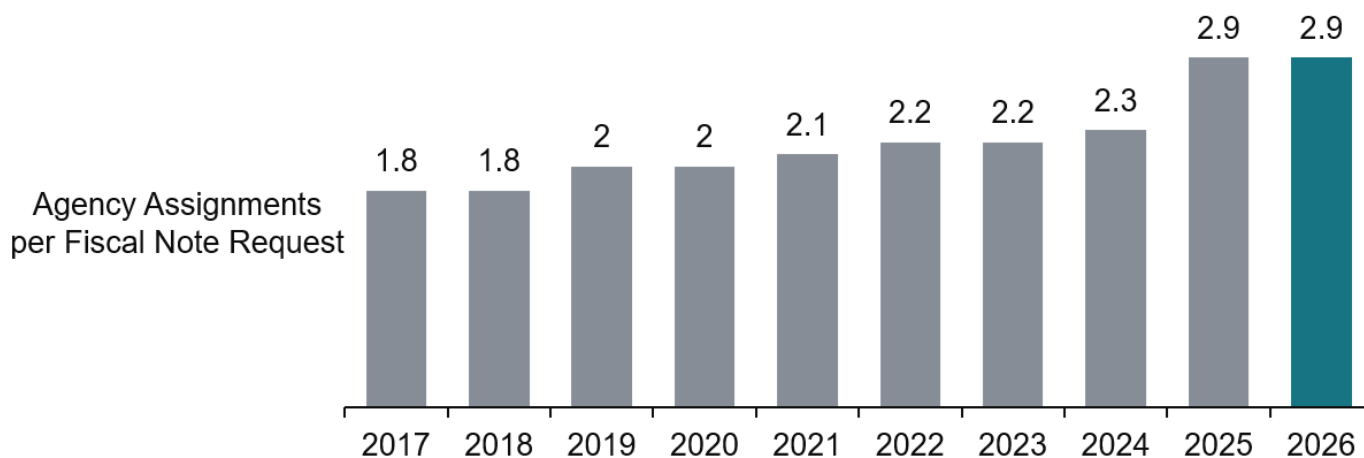


Fiscal Note Agency Assignments



For the last five non-operating budget (even-numbered) years, the average number of requests per session is 795. The 2026 volume reflects a trend of an increasing annual number of fiscal note requests. Additionally, the number of agency assignments per fiscal note request remained high. While the volume of fiscal note requests is driven by the legislature, the agency assignments are determined by the LBO. The LBO is monitoring the increase in average agency assignments to see if it is a result of the LBO’s approach to assigning fiscal notes or driven by broad policy bills that impact many agencies.

The number of agency assignments per fiscal note request remained high in 2026.



The Legislative Budget Office is a nonpartisan office within the legislative branch of the Minnesota state government. The LBO is charged with objectively evaluating proposed legislation to assess the potential impact to the state budget. The products of this work are known as fiscal notes. State agencies provide the data estimating the proposed legislation’s impact for a fiscal note. LBO staff review this information to assess accuracy, reasonableness, and compliance with fiscal note policies and standards prior to submission to the legislature.

The data in this report was pulled from the Fiscal Note Tracking System. Data was limited to fiscal notes that were requested while the legislature was actively meeting in regular session and excludes fiscal notes requested during special sessions or interim periods. The 2026 regular legislative session ran from February 17 through May 18, 2026.

By Jim Carlson – Lead Budget Analyst