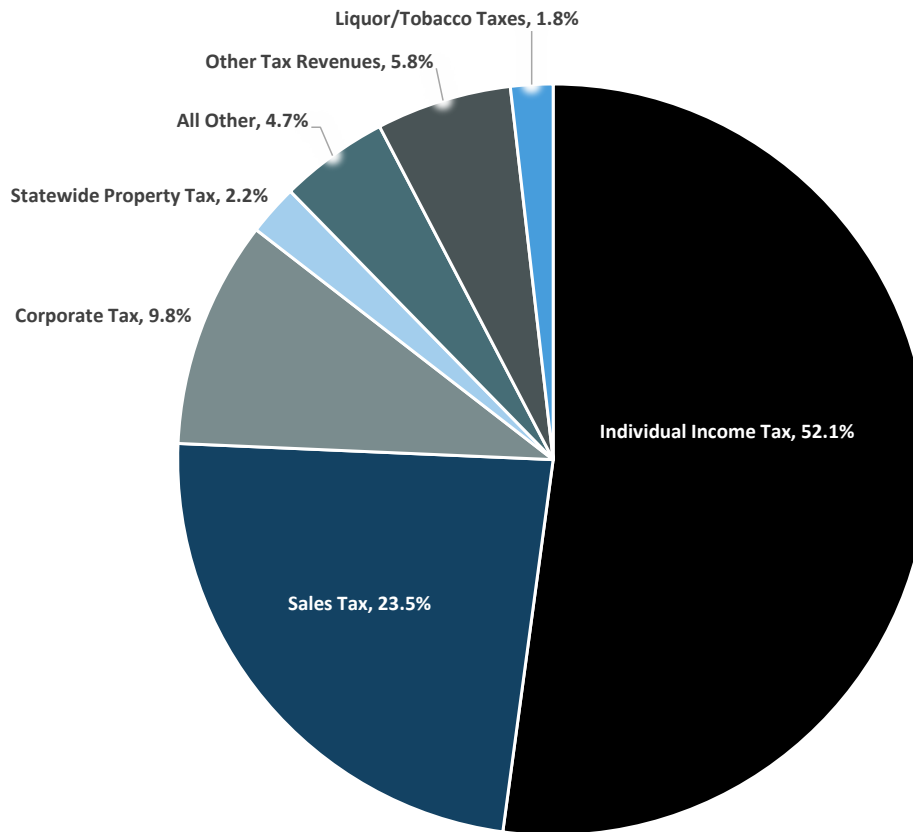


2026-27 Biennium

# Where the General Fund Dollars Come From?

February 2026 Forecast



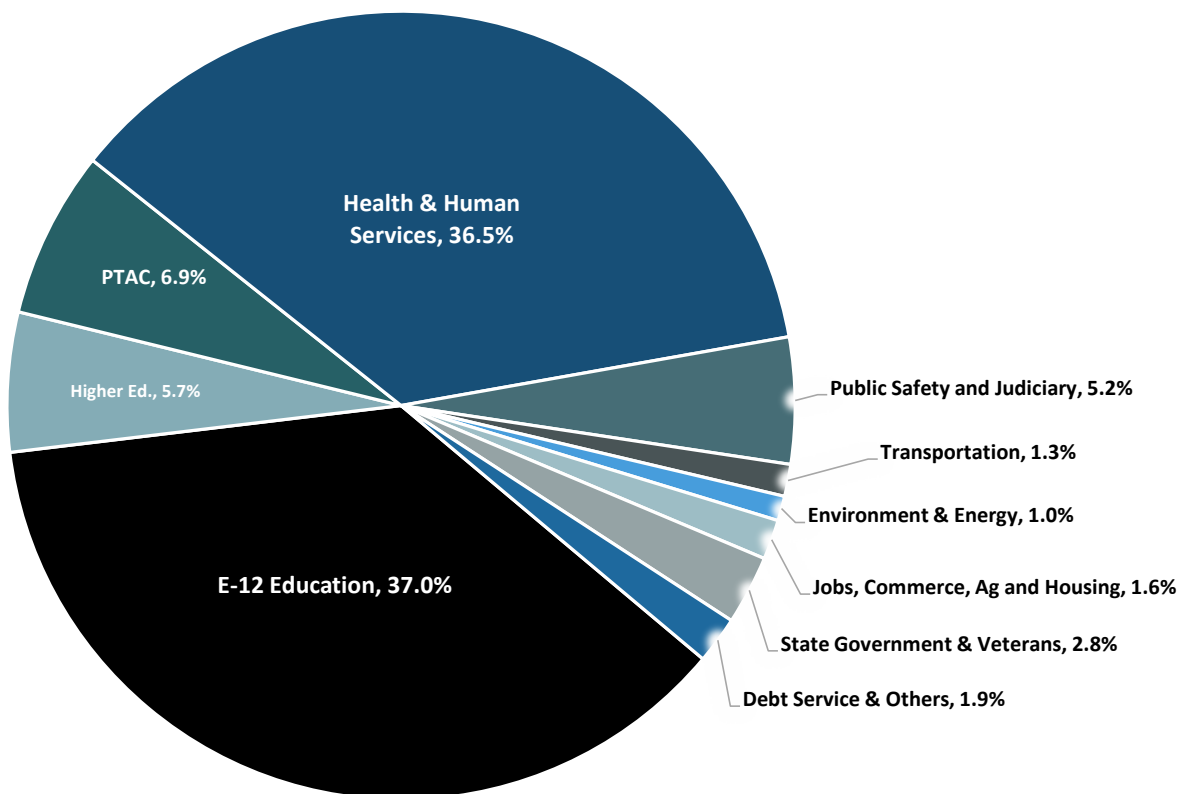
(\$ in Millions)

<b>Forecast Balance Forward</b>	<b>10,273</b>
<b>Non-Dedicated Revenues:</b>	
Individual Income Tax	35,177
Sales Tax	15,883
Corporate Tax	6,608
Statewide Property Tax	1,472
Liquor, Wine, Beer Taxes	225
Cigarette & Tobacco Taxes	1,004
Other Tax Revenues	3,932
All Other Revenues	2,703
<b>Subtotal Non-Dedicated Revenues</b>	<b>67,005</b>
Transfers From Other Funds	389
Prior Year Adjustments	67
<b>Subtotal Other Resources</b>	<b>459</b>
<b>SUBTOTAL CURRENT RESOURCES</b>	<b>67,464</b>
<b>TOTAL AVAILABLE RESOURCES, FY 2026-27</b>	<b>77,737</b>
Less: Estimated Expenditures	70,231
Cash Flow Account	350
Budget Reserve	3,422
<b>Projected General Fund Balance</b>	<b>3,734</b>

2026-27 Biennium

# Where the General Fund Dollars Go?

February 2026 Forecast



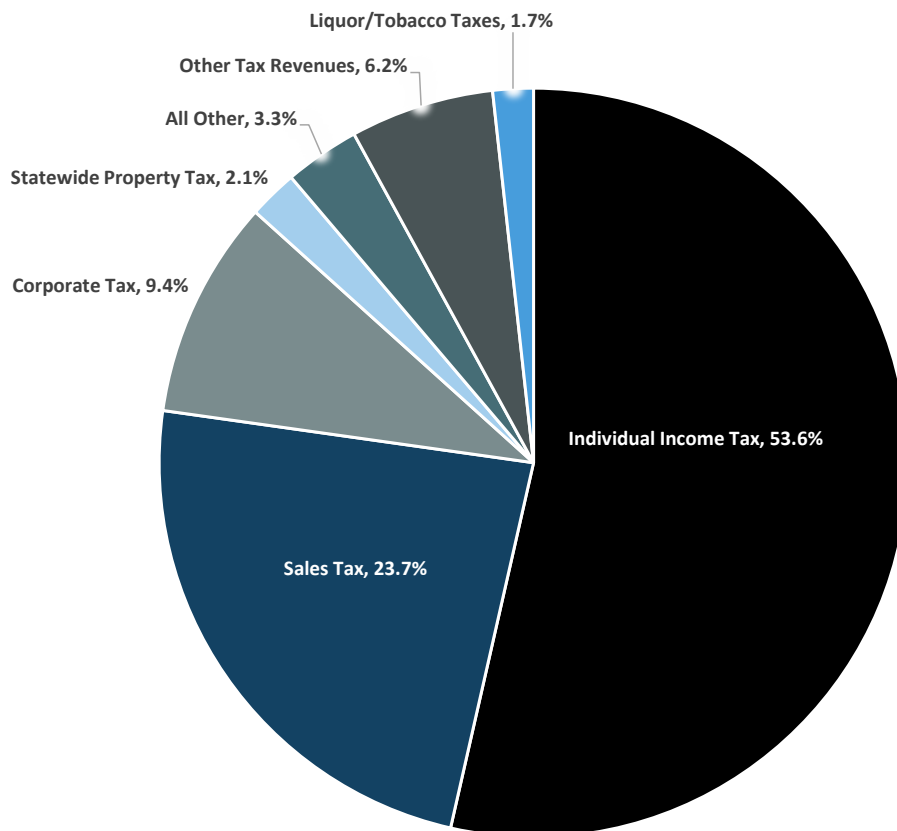
(\$ in Millions)

<b>TOTAL AVAILABLE RESOURCES, FY 2026-27</b>	<b>77,737</b>
Omnibus Bills:	
E-12 Education	25,980
Higher Education	4,016
Property Tax Aids & Credits	4,823
Health & Human Services	25,646
Public Safety & Judiciary	3,641
Transportation	921
Environment & Energy	711
Jobs, Commerce, Ag and Housing	1,144
State Government & Veterans	1,993
Debt Service	1,164
Capital Projects & Other	193
Subtotal-Omnibus Bills	70,231
<b>TOTAL ESTIMATED EXPENDITURES, FY 2026-27</b>	<b>70,231</b>
Cash Flow Account	350
Budget Reserve	3,422
<b>Projected General Fund Balance</b>	<b>3,734</b>

2028-29 Biennium

# Where the General Fund Dollars Come From?

February 2026 Forecast



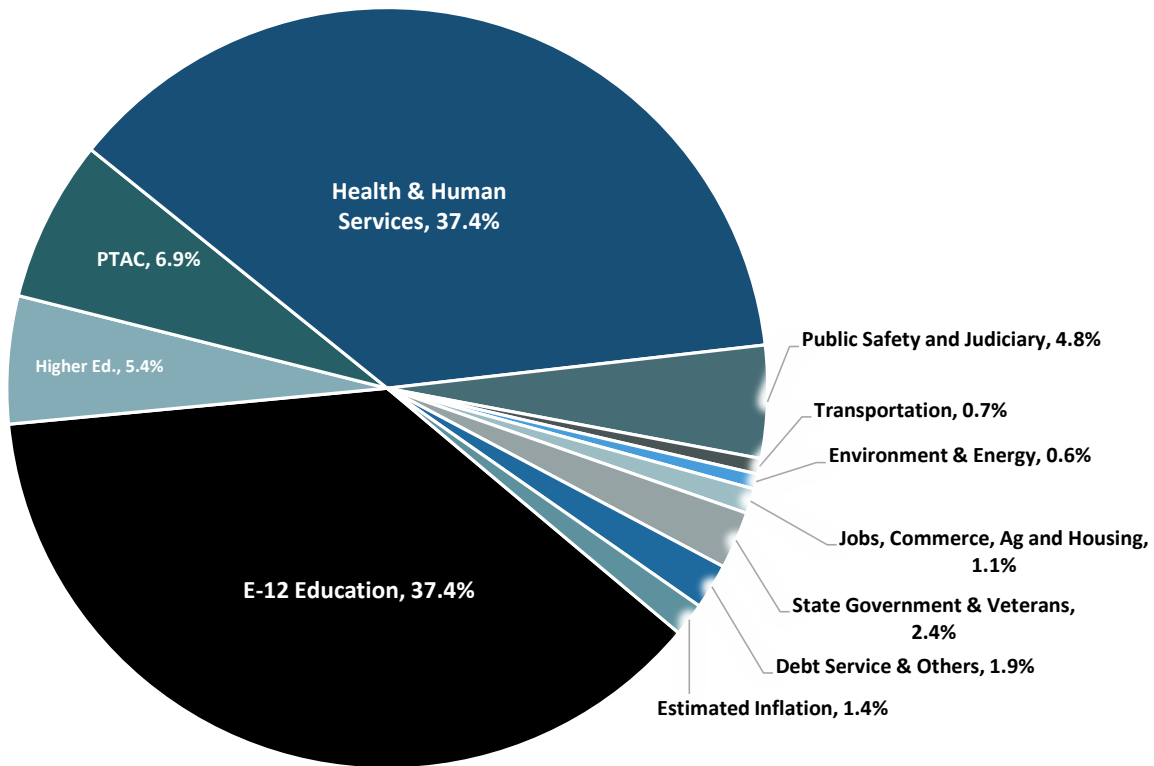
(\$ in Millions)

<b>Forecast Balance Forward</b>	<b>7,506</b>
Non-Dedicated Revenues:	
Individual Income Tax	37,495
Sales Tax	16,570
Corporate Tax	6,610
Statewide Property Tax	1,483
Liquor, Wine, Beer Taxes	236
Cigarette & Tobacco Taxes	989
Other Tax Revenues	4,348
All Other Revenues	2,147
<b>Subtotal Non-Dedicated Revenues</b>	<b>69,878</b>
Transfers From Other Funds	60
Prior Year Adjustments	66
<b>Subtotal Other Resources</b>	<b>129</b>
<b>SUBTOTAL CURRENT RESOURCES</b>	<b>70,007</b>
<b>TOTAL AVAILABLE RESOURCES, FY 2028-29</b>	<b>77,513</b>
Less: Estimated Expenditures	73,364
Cash Flow Account	350
Budget Reserve	3,422
<b>Projected General Fund Balance</b>	<b>377</b>

2028-29 Biennium

# Where the General Fund Dollars Go?

February 2026 Forecast



(\$ in Millions)

<b>TOTAL AVAILABLE RESOURCES, FY 2028-29</b>	<b>77,513</b>
Omnibus Bills:	
E-12 Education	27,425
Higher Education	3,977
Property Tax Aids & Credits	5,044
Health & Human Services	27,435
Public Safety & Judiciary	3,505
Transportation	487
Environment & Energy	470
Jobs, Commerce, Ag and Housing	775
State Government & Veterans	1,791
Debt Service	1,215
Capital Projects & Other	201
Subtotal-Omnibus Bills	72,325
Estimated Inflation	1,039
<b>TOTAL ESTIMATED EXPENDITURES, FY 2028-29</b>	<b>73,364</b>
Cash Flow Account	350
Budget Reserve	3,422
<b>Projected General Fund Balance</b>	<b>377</b>