

FISCAL YEAR 2021 IMPACT REPORT | JULY 1, 2020 - JUNE 30, 2021



MINNESOTA ZOO
FOUNDATION

WE ARE A FORCE FOR NATURE. TOGETHER THERE IS NOTHING WE CAN'T DO.

View the full report online at: mnzoo.org/air21

FISCAL YEAR 21 ^{IN} REVIEW



485 ZOO
CAMPUS ACREAGE

79,955 PEOPLE EXPERIENCED
NATURE ILLUMINATED



AWARDED AZA
EDUCATION AWARD

WILDLIFE ^{OF THE} ZOO

4,410
ANIMALS
AT THE ZOO



501
GLOBAL
SPECIES



THE ONLY BREEDING
PAIR OF WOLVERINES
IN U.S. CARE GAVE
BIRTH TO **2** KITS



76 THREATENED
& ENDANGERED
SPECIES

ZOO SUPPORTERS



24,412
HOUSEHOLD
MEMBERSHIPS



12,536
HOUSEHOLD
DONORS

We reimagined our volunteer program and provided additional safety training and precautions to bring volunteers back onsite. We're proud to safely have volunteers back at the Zoo!



218 VOLUNTEERS



3,574 VOLUNTEER HOURS

MINNESOTA CONSERVATION

1,000+ ANIMALS
RELEASED INTO THE WILD



20 WOOD TURTLES



1,000 DAKOTA SKIPPERS

22,000+ ANIMALS
RAISED FOR RELEASE EFFORTS



31 WOOD TURTLES



2,150 BUTTERFLIES



20,000 MUSSELS

THANK YOU

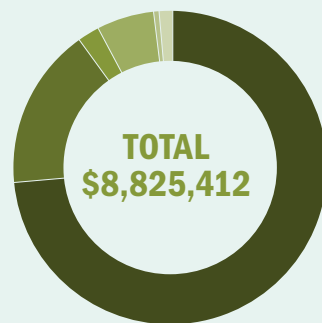
In July of 2020, we invited our community to join the *Force for Nature* movement. We challenged donors to double their giving and invited Minnesota Zoo enthusiasts across the state to support the important work of the Zoo during extraordinary times. We didn't know what response to expect in a year when so much was unexpected. We were completely humbled by the encouragement and generosity of donors like you.

Despite the challenges in fiscal year 2021, the Minnesota Zoo continued to provide exceptional animal care, prioritize safety for humans and animals, and deliver services to Minnesotans in new and innovative ways. **You helped make that possible.** Thank you for supporting the Minnesota Zoo's mission to connect people, animals, and the natural world to save wildlife. We are forever grateful for your dedication.

Thank you for your support of the Minnesota Zoo. To invest in this important work, donate now: mnzoo.org/FFN21

Minnesota Zoo Foundation Financials

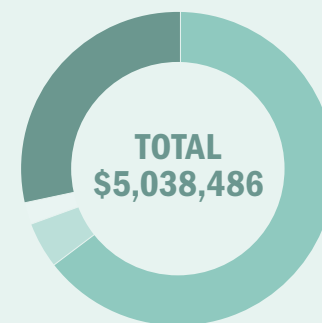
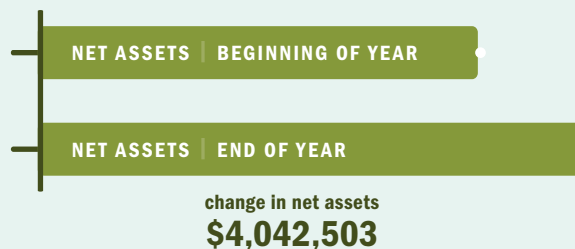
Statement of Revenue and Expenses for the Fiscal Year Ending June 30, 2021; Unaudited



Revenue

Individual	\$6,294,876
Corporations	\$509,077
Foundations	\$365,297
Groups, Schools, Government	\$135,407
Event, Net of Direct Benefit	\$604,323
Other Income	\$916,432

TOTAL **\$8,825,412**



Expenses

Grants to the Zoo*	\$3,380,491
Other Grants	\$271,717
Program Expenses	\$51,498
General Operations	\$1,334,780

TOTAL **\$5,038,486**

Net Assets

Net Expense Over Revenue	(\$14,664)
Net Assets, Beginning of Year	\$13,711,600
Net Assets, End of Year**	\$17,754,103

Change in Net Assets **\$4,042,503**

*Includes In-Kind Contributions and Capital Grants

**The Foundation has accumulated net assets due to the recognition of multi-year pledges. These net assets are used in the years that pledge payments are received and expended for grants, program expenses, and operations. The exception are Zoo Capital Projects, funds for which are raised and kept at the Foundation until sufficient funds have been raised for the project to begin, at which time funds are granted to the Zoo.