

June 6, 2025

## 2025 Regular Legislative Session Fiscal Note Highlights

The Legislative Budget Office (LBO) received **1,077 fiscal note requests**, resulting in **3,076 agency assignments** during the 2025 regular legislative session. The House requested 588 fiscal notes and the Senate requested 489.

### Fiscal Note Requests

Completed	Inactivated	Incomplete
677	309	91

### Agency Assignments

Completed	Inactivated	Incomplete
1,529	1,136	411

### Fiscal Notes Completed by Due Date

2025	5 Year Average
39%	45%

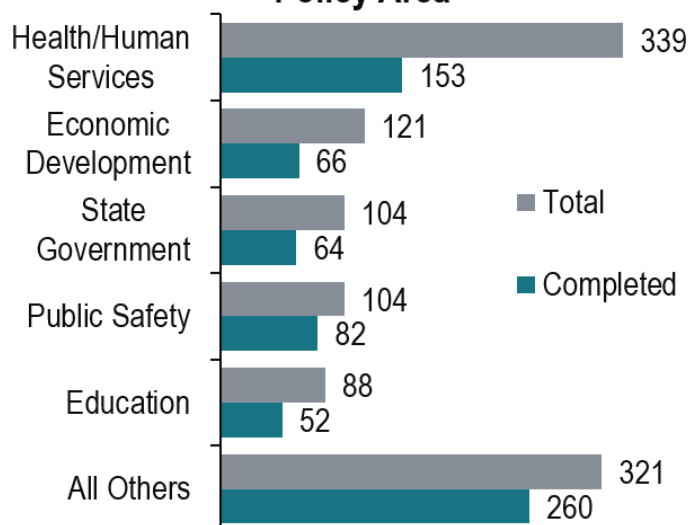
Fiscal notes completed by due date only includes completed fiscal notes – incomplete and inactive notes are not included in this calculation. The fiscal note due date is set by the requester when the fiscal note request is made and can be changed after the fiscal note is assigned. Many factors impact a fiscal note's timeliness, including volume of requests, complexity of the bill, number of agencies assigned, and availability of data.

### Days to Complete a Fiscal Note

2025 Average	2025 Median
15	12

The days to complete a fiscal note calculation only includes completed fiscal notes, and excludes inactivated requests, incomplete requests, and autogenerated fiscal notes created for companion bills.

### Session Fiscal Note Requests by Policy Area

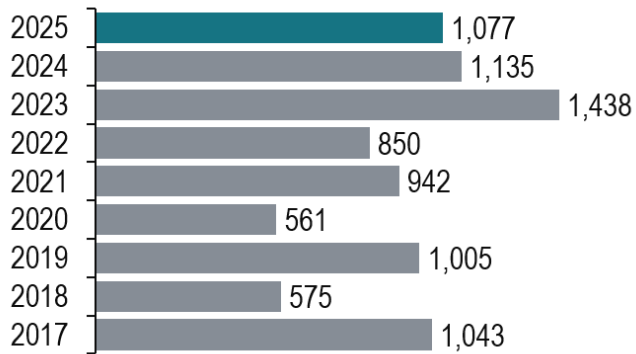


The health and human services policy area represented the largest group of fiscal note requests in the 2025 session, accounting for 31 percent of all requests and 23 percent of all completions. Economic development, state government, and public safety represented between 10 and 11 percent of requests and 10 to 12 percent of completions, respectively. Education represented 8 percent of fiscal note requests and 8 percent of completed fiscal notes. All other policy areas represented 30 percent of fiscal note requests and 38 percent of fiscal note completions.

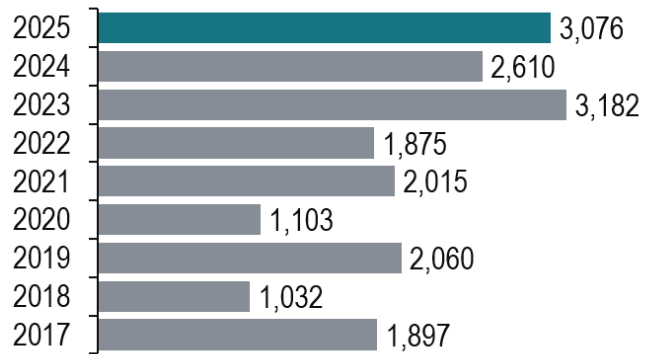
The 'all others' policy area consists of transportation, environment, agriculture, courts, corrections, taxes and pensions, housing, and veterans and military affairs.

Policy areas are groupings of agencies as defined by the LBO.

### Session Fiscal Note Requests

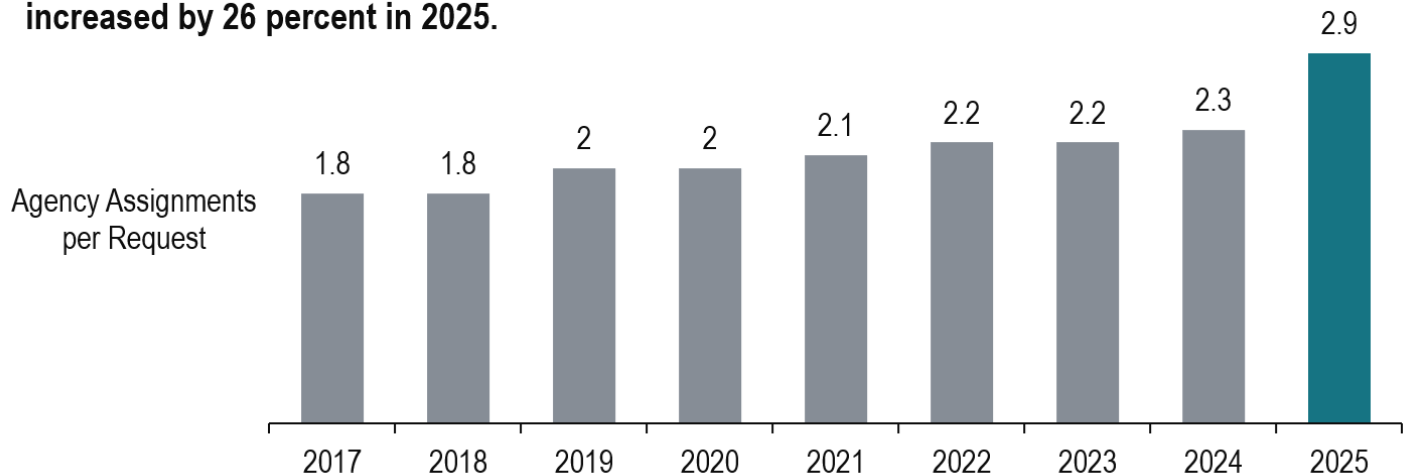


### Fiscal Note Agency Assignments



For the last five operating budget (odd-numbered) years, the average number of requests per session was 1,101. If 2023 is excluded as an outlier, the average number of requests per year drops to 1,017, putting the volume for 2025 in line with previous operating budget years. However, the number of agency assignments per fiscal note request increased by 26 percent in 2025.

### The number of agency assignments per fiscal note request increased by 26 percent in 2025.



The Legislative Budget Office (LBO) is a nonpartisan office within the legislative branch of the Minnesota state government. The LBO is charged with objectively evaluating proposed legislation to assess the potential impact to the state budget. The products of this work are known as fiscal notes. State agencies provide the data estimating the proposed legislation's impact for a fiscal note. LBO staff review this information to assess accuracy, reasonableness, and compliance with fiscal note policies and standards prior to submission to the legislature.

The data in this report was pulled from the Fiscal Note Tracking System. Data were limited to fiscal notes that were requested while the legislature was actively meeting in regular session and excludes fiscal notes requested during special sessions, interim periods, and House requests made between January 14 and January 24, 2025, when a quorum was not present in the House. The 2025 regular legislative session ran from January 14 through May 19, 2025.

By Jim Carlson – Lead Budget Analyst