

Asset Forfeitures and Forfeiture Expenditures in Minnesota

For the Year Ended December 31, 2024



Office of the State Auditor

Julie Blaha
State Auditor

September 17, 2025

Government Information Division
Office of the State Auditor
State of Minnesota

This document can be made available in alternative formats upon request. Call 651-296-2551 [voice] or 1-800-627-3529 [relay service] for assistance or visit the Office of the State Auditor's website:

www.osa.state.mn.us

Table of Contents

Executive Summary	1
Scope and Methodology	3
Background	5
2024 Forfeiture Activity	8
Range in Net Proceeds Level	9
Forfeiture Activity by Law Enforcement Agency	10
Type of Property	11
Table 1: Type of Forfeited Property - 2023 and 2024	12
Type of Crime	13
Controlled Substance and DUI-Related Forfeitures	14
Forfeited Property Destroyed, Retained, or Forwarded to Other Agency	16
Final Disposition of Property	16
Property or Proceeds Shared With Other Agency	17
Agencies Reporting No Forfeitures in 2024	17
2024 Forfeiture Expenditures	18
Agencies Reporting No Forfeiture Expenditures in 2024	19

Data Tables

Table 2A - Property Seized Subject to State Forfeiture - Final Disposition - 2024 - Sorted by Agency and Net Proceeds	21
Table 2B - Property Seized Subject to Federal Forfeiture - Final Disposition - 2024 - Sorted by Agency and Net Proceeds	146
Table 3A - Summary of State Forfeiture Activity by Agency - 2024 - Sorted by Agency	151
Table 3B - Summary of Federal Forfeiture Activity by Agency - 2024 - Sorted by Agency	157
Table 4 - Summary of Forfeiture Expenditures - 2024	158

Table 5 - Detailed Forfeiture Expenditures - 2024 - Sorted by Agency	160
---	------------

Appendix

Appendix 1 - Law Enforcement Agencies Reporting No Forfeitures in 2024	294
---	------------

Executive Summary

- In 2024, 218 Minnesota law enforcement agencies reported a total of 3,506 completed forfeitures. Of the 218 law enforcement agencies that reported completed forfeitures, 217 agencies reported a total of 3,380 completed forfeitures pursued under state law and 11 agencies reported an additional 126 completed forfeitures pursued under federal law (pg. 8).
- Of the 3,506 completed forfeitures reported in 2024, 1,860 involved seized cash, property that was sold, or an agreement or program including but not limited to federal equitable sharing that required the participating agency to receive monetary compensation.¹ The total value of net proceeds from these forfeitures was \$6,034,301 (pg. 9).
- In 2024, for all completed forfeitures pursued under state law, gross sales of forfeited property or seized cash totaled \$5,570,902; administrative expenses and lienholders' obligations totaled \$963,588;² amount returned totaled \$658,189;³ and net proceeds totaled \$4,324,389⁴ (pg. 9).
- In 2024, for all completed forfeitures pursued under federal law the amount seized totaled \$22,110,124; and proceeds received through the equitable sharing program totaled \$1,709,912 (pg. 9).
- The agencies with 100 or more completed forfeitures in 2024 were: the Minnesota State Patrol (690); Department of Natural Resources, Enforcement Division (DNR) (348); Minneapolis Police Department (304); and West Metro Drug Task Force (103). These four law enforcement agencies accounted for 41 percent of the total number of completed forfeitures reported in 2024 (pg. 10).
- In 2024, vehicles⁵ accounted for 40 percent of property seized, followed by firearms at 36 percent, cash at 21 percent, and other property at three percent (pg. 11).
- The most common criminal activities leading to seizure, forfeiture, and final disposition of property in 2024 were DUI-related and controlled substance offenses, accounting for 64 percent of the forfeitures. Controlled substance forfeitures accounted for 1,332, or 38 percent, of reported forfeitures, while DUI-related forfeitures accounted for 906, or 26 percent, of reported forfeitures. The remaining forfeitures involved weapons (474), game and fish violations (348), fleeing (315), "other" crimes (57), conspiracy (23), prostitution (23), assault (14), and robbery/theft (14) (pg. 13).

¹The remaining 1,646 completed forfeitures involved property returned, property destroyed, and other types of dispositions that did not result in net proceeds.

²These costs represent the payment of seizure, storage, forfeiture, and sale expenses; satisfaction of valid liens against the property; and court-ordered restitution (Minn. Stat. § 609.5315, subd. 4).

³Amount returned represents cash returned to owner per court order or agreement.

⁴Net proceeds do not equal the gross proceeds minus administrative expenses/lienholder obligations because when expenses exceed the gross proceeds, the net proceeds available for distribution are shown as zero.

⁵Vehicles include ATVs, boats, motorcycles, motorhomes, and snowmobiles.

- For 2024, 210 agencies reported that they did not process any property under the forfeiture statutes, compared to 191 in 2023 (pg. 17).
- In 2024, 243 law enforcement agencies and prosecuting authorities reported total forfeiture expenditures of \$8.0 million (pg. 18).
- In 2024, the largest categories of forfeiture expenditures were capital expenditures, professional services, other operating expenses, and salaries. These four categories accounted for 75 percent of total forfeiture expenditures (pg. 18).
- In 2024, 287 law enforcement agencies and prosecuting authorities reported that they did not expend any forfeiture proceeds under the forfeiture statutes, same as in 2023 (pg. 19).

Scope and Methodology

The Office of the State Auditor (OSA) is required to collect and report on the nature and extent of forfeitures and the expenditure of forfeiture proceeds in Minnesota. Under Minnesota law, property associated with designated criminal offenses may be forfeited. Minn. Stat. § 609.5315, subd. 6, directs the appropriate agency to report to the OSA property seized and subject to forfeiture under state and federal law after final disposition. Minn. Stat. § 609.5315, subd. 6 (c), directs each appropriate agency and prosecuting authority to report annually to the OSA the expenditure of forfeiture proceeds, including proceeds received through forfeiture under state and federal law.

Forfeitures reported to the OSA include the amount forfeited, the statutory authority for the forfeiture, the disposition date, a brief description of the circumstances involved, whether the forfeiture was contested, whether the defendant was convicted pursuant to a plea agreement or a trial, whether there was a forfeiture settlement agreement, and the final disposition of the property. For controlled substance and driving while impaired forfeitures, the report must indicate whether the forfeiture was initiated as an administrative or a judicial forfeiture. For firearms, the make, model, and serial number of each firearm forfeited must be reported.

Forfeiture expenditures⁶ reported to the OSA include the manner in which each appropriate agency and prosecuting authority expended money or proceeds annually from the sale of forfeited property in various categories including but not limited to crime prevention, victim reparations, sexually exploited youth programs, trafficking victim programs, investigation costs, court and attorney costs, salaries, professional services, travel, training, other operating expenses, capital expenditures, and gifts or grants to non-profit or other programs.

The forfeitures presented in this report reflect property forfeited under state and federal law. This report provides information on the cash and property seized subject to forfeiture in which the final disposition was completed in 2024.⁷ Forfeitures are considered complete in the year in which there is a final disposition of the seized property regardless of the date the property is initially seized. At final disposition, items are sold, retained for law enforcement purposes, destroyed, forwarded to other state or federal law enforcement agencies, or returned to the owner. This report does not reflect all property seizure and forfeiture activity in 2024, but rather the number of forfeitures that went through final disposition in 2024.⁸

In 2024, 428 law enforcement agencies were required to report forfeiture activity to the OSA. Of this, 218 agencies reported completed forfeitures; 210 agencies reported that they did not process any property under the forfeiture statutes.

⁶In Minn. Stat. § 609.5315, subd. 6 (c), the subject of this report is described as “expended money or proceeds.” Other terminology used in this report, such as “forfeiture expenditures” and “expenditure of forfeiture proceeds,” are intended to convey the same meaning.

⁷In Minn. Stat. §§ 609.531-609.5318, the subject of this report is described as “property seized” which is “subject to forfeiture.” Other terminology used in this report, such as “forfeiture incidents” and “forfeitures,” are intended to convey the same meaning.

⁸All forfeiture information in this report is self-reported by individual law enforcement agencies. The Office of the State Auditor does not audit this data.

In 2024, 428 law enforcement agencies and 102 prosecuting authorities were required to report expenditure of forfeiture proceeds to the OSA. Of the 530 law enforcement agencies and prosecuting authorities, 243 reported forfeiture expenditures; 287 reported that they did not expend any forfeiture proceeds in 2024.

Forfeitures and forfeiture expenditures reported in 2024 are detailed in the five data tables in this report. Table 1 provides a summary and comparison of the type and value of property forfeited that had a final disposition date in 2023 or 2024 (pg. 12). Table 2A and 2B lists, by agency, all property seized subject to state and federal forfeiture for which the final disposition was completed in 2024 (pg. 21). Table 3A and 3B summarizes state and federal forfeiture activity by agency for which the final disposition was completed in 2024 (pg. 151). Table 4 summarizes expenditure of forfeiture proceeds in 2024 (pg. 158). Table 5 lists, by agency, detailed expenditure of forfeiture proceeds, including proceeds received through forfeiture under state and federal law (pg. 160).

Background

State laws governing property that is subject to forfeiture proceedings, and the actual disposition of the forfeited property, have changed considerably since their inception in 1971.

- In 1971, the Legislature authorized law enforcement agencies making an arrest involving a controlled substance to seize property associated with the use or transportation of the controlled substance. Upon conviction of the offense, the individual forfeited the seized property to the local law enforcement agency. Legislation authorized local law enforcement agencies to use forfeited property for law enforcement purposes or sell the property and use the proceeds of the sale for authorized agency activities and to destroy forfeited contraband.
- In 1973, the Legislature authorized the seizure and subsequent forfeiture of money that was deemed to be related to the commission of an offense involving a controlled substance. The 1973 law prescribed a more detailed process for forfeitures. It also directed that half of all proceeds from the sale of forfeited property, and half of all of the forfeited cash, be forwarded to the state drug abuse authority. The state drug abuse authority was directed to use its share of the proceeds for the care and treatment of individuals with drug-related disorders. The remaining half of the proceeds from the sale of forfeited property would continue to be used by the local law enforcement agency.
- In 1984, the Legislature expanded the items that were subject to forfeiture by indicating that all moneys, precious metals, and gems found in proximity to controlled substances, certain forfeitable equipment, and forfeitable records would be presumed property subject to forfeiture. It also expanded the list of criminal offenses that could result in forfeiture of certain personal property to include a variety of criminal offenses. The 1984 legislation provided that one-third of net forfeiture proceeds for controlled substance crimes would be distributed to the state for the care and treatment of patients with drug-related disorders, and the remaining two-thirds would be shared equally between the agencies prosecuting and investigating the offense. For forfeitures related to other crimes, the net forfeiture proceeds were to be distributed in thirds: one-third to the prosecuting agency, one-third to the Commissioner of Public Safety, and one-third to the appropriate law enforcement agency.
- In 1988, the Legislature expanded and reorganized the forfeiture statutes. The 1988 legislation amended the formula used to distribute forfeited cash and the proceeds from the sale of forfeited property. The new formula directed that 70 percent of the cash and net proceeds be used by the law enforcement agency initiating the forfeiture action, 20 percent of the cash and net proceeds be distributed to the prosecuting agency, and the remaining ten percent of the cash and net proceeds be forwarded to the state.

- In 1992, legislative interest in the nature and extent of forfeitures increased throughout the state. This increased interest resulted in a legislatively-imposed requirement that law enforcement agencies report all forfeitures to the Office of the State Auditor. The new reporting requirement mandated that the reports be filed monthly and include the amount forfeited, date, and a brief description of the circumstances involved.
- In 1993, the Legislature passed legislation that prohibited law enforcement agencies from selling forfeited firearms. The provision required that all forfeited weapons, ammunition, and firearm accessories be destroyed unless retained for law enforcement purposes.
- In 1994, the Legislature amended the forfeiture statutes to require law enforcement agencies to report to the Office of the State Auditor “the number of firearms forfeited, and the make, model, and serial number of each firearm forfeited.”
- In 1995, the Legislature expanded DUI-related forfeiture statutes to include offenses involving snowmobiles, all-terrain vehicles, boats, and automobiles. A vehicle used in an incident that results in a third impaired driving conviction in five years or a fourth conviction within 15 years is subject to forfeiture. The legislation also required law enforcement agencies to report these forfeitures to the Office of the State Auditor on an annual basis.
- Due to the 1997 legislative repeal of Minn. Stat. §§ 84.912, subd. 10, and 86B.337, subd. 10, the requirement to report information on DUI-related forfeitures to the Office of the State Auditor was eliminated.
- In 1999, the Legislature amended Minn. Stat. § 609.5315, subd. 1, to allow law enforcement agencies to sell forfeited firearms to federally-licensed firearms dealers. The Hennepin and Ramsey County Boards were given authorization to ban the sale of forfeited firearms by their respective sheriff’s departments. The Boards subsequently voted to continue the ban.
- In 2010, the Legislature made numerous changes to the forfeiture laws, including the expansion of the reporting requirements related to forfeiture; requiring model policies on forfeiture; requiring officers to give forfeiture receipts upon seizure of property; implementing timelines for forfeiture notice and hearings; placing a cap on the value of property that may be forfeited administratively; authorizing petitions for remission and mitigation of seized property; requiring certification by the prosecutor before property may be forfeited administratively; and prohibiting the sale of forfeited property to law enforcement officers, employees, and family members.
- In 2013, the Legislature amended Minn. Stat. § 609.5312, subd. 1, to provide for the forfeiture of money used or intended for use to facilitate a prostitution or sex trafficking offense. The Legislature also enacted Minn. Stat. § 609.5315, subd. 5c, to specify the distribution of such forfeited money.

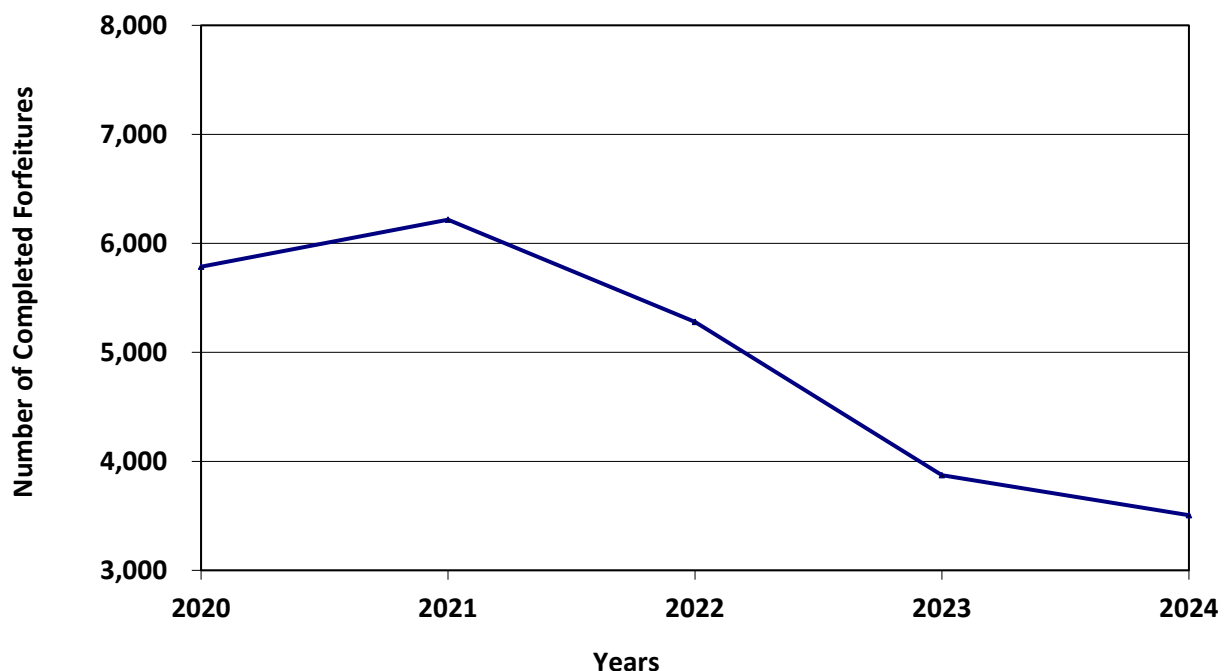
- In 2014, the Legislature amended Minn. Stat. § 609.531, subd. 6a, to generally require conviction before judicial forfeitures can occur under Minn. Stat. §§ 609.5311 to 609.5318. An admission of guilt, stayed sentence, or referral to diversion for a controlled substance crime is considered a “conviction” for purposes of Minn. Stat. § 609.531, subd. 6a. Judicial forfeitures under Minn. Stat. §§ 609.5311 to 609.5318 may occur in the absence of a conviction if a person has not been charged with a controlled substance offense because the person has agreed to provide information about criminal activity of another. Inconsistent language was stricken from Minn. Stat. §§ 609.5314, 609.5316, and 609.5318.
- In 2015, the Legislature amended Minn. Stat. § 609.531 to include Financial Exploitation of Vulnerable Adult felony crimes, Minn. Stat. § 609.2335, to the definition of “Designated offense” in section 609.531, subd. 1 (f)(3).
- In 2017, the Legislature amended Minn. Stat. § 609.5316, subd. 3, to include “automated sales suppression devices, phantom-ware, and other devices containing an automated sales suppression or phantom-ware device or software.” The Legislature also amended Minn. Stat. § 609.5315, subd. 5c, to change “commissioner of public safety” to “commissioner of health” in the section describing the distribution of money forfeited under 609.5312, subd. 1 (b).
- In 2018, the Legislature amended Minn. Stat. § 609.5315, subd. 5b, to change “commissioner of public safety” to “commissioner of health” in the section describing the distribution of certain forfeited proceeds from trafficking of persons offenses.
- In 2019, the Legislature amended Minn. Stat. § 169A.63 to add a provision requiring that a vehicle forfeiture proceeding be stayed and the vehicle returned if the driver who committed the DUI offense becomes a participant in the “ignition interlock program” under Minn. Stat. § 171.306.
- In 2021, the Legislature passed a number of forfeiture reform measures into law. One change was a revision to Minn. Stat. § 609.5314, subd. 1, to narrow the scope of money and property subject to administrative forfeiture in connection with controlled substance seizures. Money now must total at least \$1,500, or it must be found in proximity to controlled substances and there must be probable cause to believe the money was exchanged for the purchase of a controlled substance. Also amongst the changes is an expansion of and greater specificity around the forfeiture and expenditure reporting required of appropriate agencies and prosecuting authorities to the OSA. For example, the Legislature added to Minn. Stat. § 609.5315, subd. 6, a requirement that each appropriate agency and prosecuting authority report on how forfeiture proceeds were expended. All of the changes can be reviewed in Laws of Minnesota 2021, 1st Spec. Sess. chapter 11, article 5. The changes took effect on January 1, 2022, and apply to seizures on or after that date.

2024 Forfeiture Activity

In 2021, the Minnesota Legislature passed several forfeiture reform measures into law and the changes took effect on January 1, 2022. Starting in 2022, Minn. Stat. § 609.5315, subd. 6, requires law enforcement agencies to report all forfeitures occurring in the state, including those pursued under state and federal law to the Office of the State Auditor (OSA). In 2024, 218 Minnesota law enforcement agencies reported a total of 3,506 completed forfeitures. Of the 218 law enforcement agencies that reported completed forfeitures, 217 agencies reported a total of 3,380 completed forfeitures pursued under state law and 11 agencies reported an additional 126 completed forfeitures pursued under federal law. This compares to 3,873 completed forfeitures in 2023. The number of law enforcement agencies that reported completed forfeitures decreased from 243 to 218 in 2024. The total number of completed forfeitures reported by law enforcement agencies decreased by 9 percent between 2023 and 2024.

Over the last five years, the total number of completed forfeitures has decreased from 5,785 in 2020 to 3,506 in 2024.⁹ This represents a decrease of 39 percent over the five-year period. Figure 1 below shows the five-year trend on the number of completed forfeitures.

**Figure 1: Number of Completed Forfeitures -
2020 to 2024***



*The years 2022, 2023 and 2024 include completed forfeitures pursued under both state and federal law.

⁹The years 2022, 2023 and 2024 include completed forfeitures pursued under both state and federal law.

Of the 3,506 completed forfeitures reported in 2024, 1,860 involved seized cash, property that was sold, or an agreement or program including but not limited to federal equitable sharing that required the participating agency to receive monetary compensation.¹⁰ The total value of net proceeds from these forfeitures was \$6,034,301. Net proceeds derived from forfeitures ranged from \$2 to \$241,165. Net proceeds per completed forfeiture averaged \$3,244 in 2024.¹¹

In 2024, the gross sales, expenses, amount returned, and net proceeds of all completed forfeitures pursued under state law totaled the following amounts:

- Gross sales of forfeited property or seized cash totaled \$5,570,902.
- Administrative expenses and lienholders' obligations totaled \$963,588.¹²
- Amount returned totaled \$658,189.¹³
- Net proceeds totaled \$4,324,389.¹⁴

In 2024, the amount seized, and proceeds received through the equitable sharing program for all completed forfeitures pursued under federal law totaled the following amount:

- Amount seized totaled \$22,110,124.
- Net proceeds totaled \$1,709,912.

Range in Net Proceeds Level

Law enforcement agencies receive funds derived from forfeitures in three primary ways: the forfeited item was cash, the forfeited item was sold, or an agreement or program including but not limited to federal equitable sharing that required the participating agency to receive monetary compensation. An analysis of the net proceeds of these 1,860 completed forfeitures showed the following:

- 133 (seven percent) forfeitures were less than \$100.
- 636 (34 percent) forfeitures ranged from \$100 to \$499.
- 350 (19 percent) forfeitures ranged from \$500 to \$999.

¹⁰The remaining 1,646 completed forfeitures involved property returned, property destroyed, and other types of dispositions that did not result in net proceeds.

¹¹This analysis examines the 1,860 completed forfeitures in which the seizure involved cash, property that was sold, or an agreement or program including but not limited to federal equitable sharing that required the participating agency to receive monetary compensation.

¹²These costs represent the payment of seizure, storage, forfeiture, and sale expenses; satisfaction of valid liens against the property; and court-ordered restitution (Minn. Stat. § 609.5315, subd. 4).

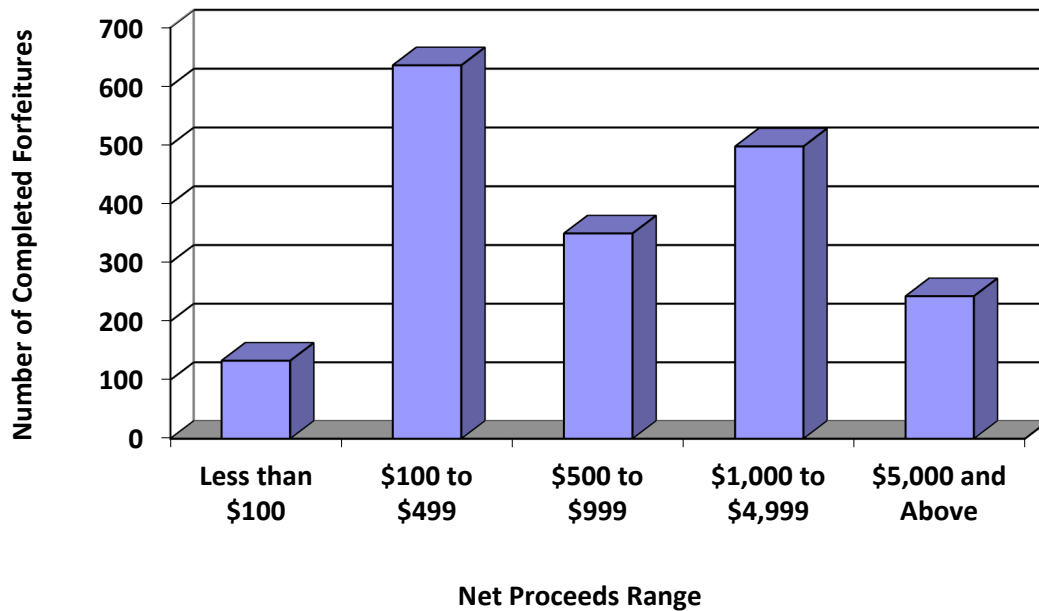
¹³Amount returned represents cash returned to owner per court order or agreement.

¹⁴Net proceeds do not equal the gross proceeds minus administrative expenses/lienholder obligations because when expenses exceed the gross proceeds, the net proceeds available for distribution are shown as zero.

- 498 (27 percent) forfeitures ranged from \$1,000 to \$4,999.
- 243 (13 percent) forfeitures were equal to or greater than \$5,000.

Figure 2 below shows the distribution of forfeitures by the range of net proceeds.

Figure 2: Number of Completed Forfeitures by Net Proceeds Range - 2024



Forfeiture Activity by Law Enforcement Agency

The 218 law enforcement agencies reporting completed forfeitures in 2024 included county sheriff offices, city police departments, drug and gang task forces, the Metropolitan Airports Commission Police Department, and state law enforcement agencies. The agencies with 100 or more completed forfeitures in 2024 were: the Minnesota State Patrol (690); Department of Natural Resources, Enforcement Division (DNR) (348); Minneapolis Police Department (304); and West Metro Drug Task Force (103). These four law enforcement agencies accounted for 41 percent of the total number of completed forfeitures reported in 2024.

Type of Property

Figure 3 below shows the types of property seized subject to forfeiture. In 2024, vehicles¹⁵ accounted for 40 percent of property seized, followed by firearms at 36 percent, cash at 21 percent, and other property at three percent.

Figure 3: Types of Property Seized - 2024

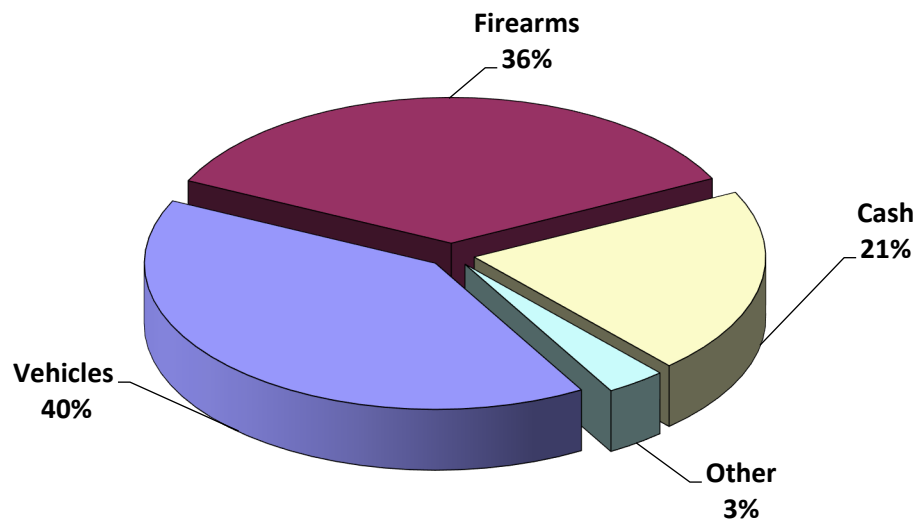


Table 1, on the next page, shows the three most common types of forfeited property (cash, vehicles, and firearms) and all other property for 2023 and 2024. It also includes the change between the two years.

¹⁵Vehicles include ATVs, boats, motorcycles, motorhomes, and snowmobiles.

Table 1: Type of Forfeited Property - 2023 and 2024*

Year	Type of Property	Gross Sales/ Amount Seized	Administrative Expenses/Cash Returned to Owner/Lienholder***	Net Proceeds****	Number of Forfeiture Incidents
2023	Cash	\$3,962,836	\$947,073	\$3,839,845	895
2024	Cash**	25,750,926	701,974	4,746,169	725
	Difference	\$21,788,090	(\$245,099)	\$906,324	(170)
2023	Vehicles	\$2,179,149	\$1,226,322	\$1,328,236	2,003
2024	Vehicles	1,664,760	850,829	1,054,132	1,416
	Difference	(\$514,389)	(\$375,493)	(\$274,104)	(587)
2023	Firearms	\$37,518	\$12,963	\$36,283	919
2024	Firearms	223,071	63,169	197,536	1,249
	Difference	\$185,553	\$50,206	\$161,253	330
2023	All Other	\$7,440	\$18,798	\$85,654	56
2024	All Other	42,269	5,805	36,464	116
	Difference	\$34,829	(\$12,993)	(\$49,190)	60
2023	Totals	\$6,186,943	\$2,205,156	\$5,290,018	3,873
2024	Totals	27,681,026	1,621,777	6,034,301	3,506
	Difference	\$21,494,083	(\$583,379)	\$744,283	(367)

* Includes completed forfeitures pursued under state and federal law.

**Includes cash seized under federal statutes . In Tables 2 and 3, this amount is shown separately.

***Includes cash returned to owner or lienholder per court order or agreement. In Tables 2 and 3, this amount is shown separately.

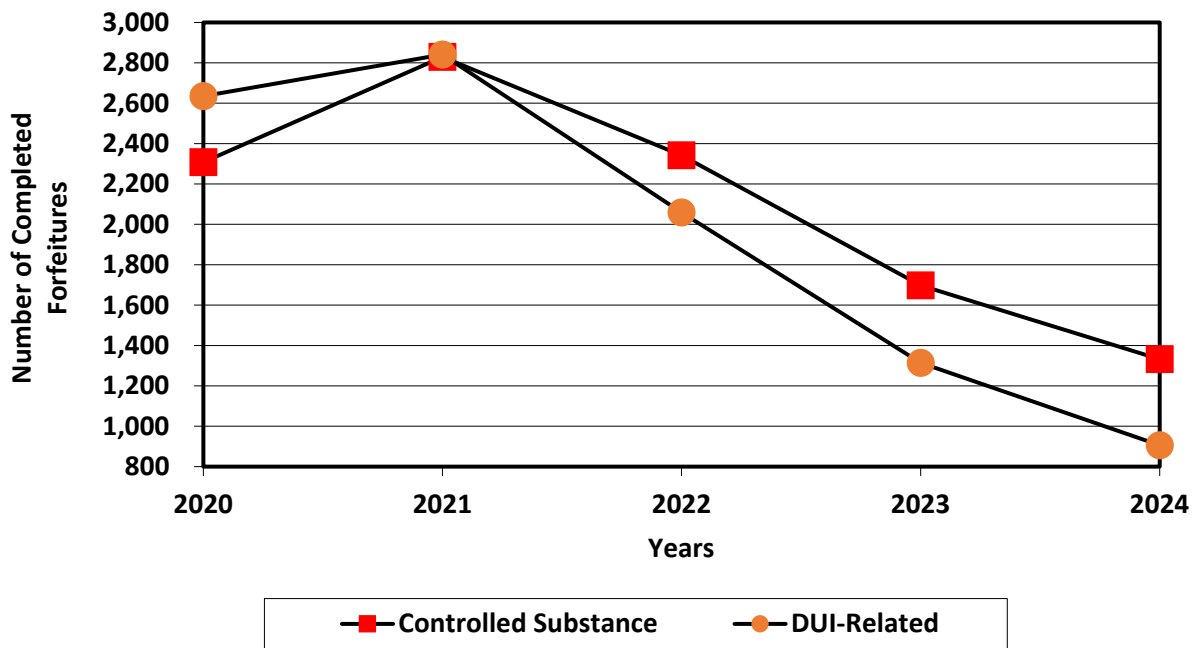
****Includes proceeds received through federal equitable sharing program. In Tables 2 and 3, this amount is shown separately.

Net proceeds do not equal the gross proceeds minus administrative expenses/lienholder expenses/lienholder obligations because when expenses exceed the gross proceeds, the net proceeds available for distribution are shown as zero.

Type of Crime

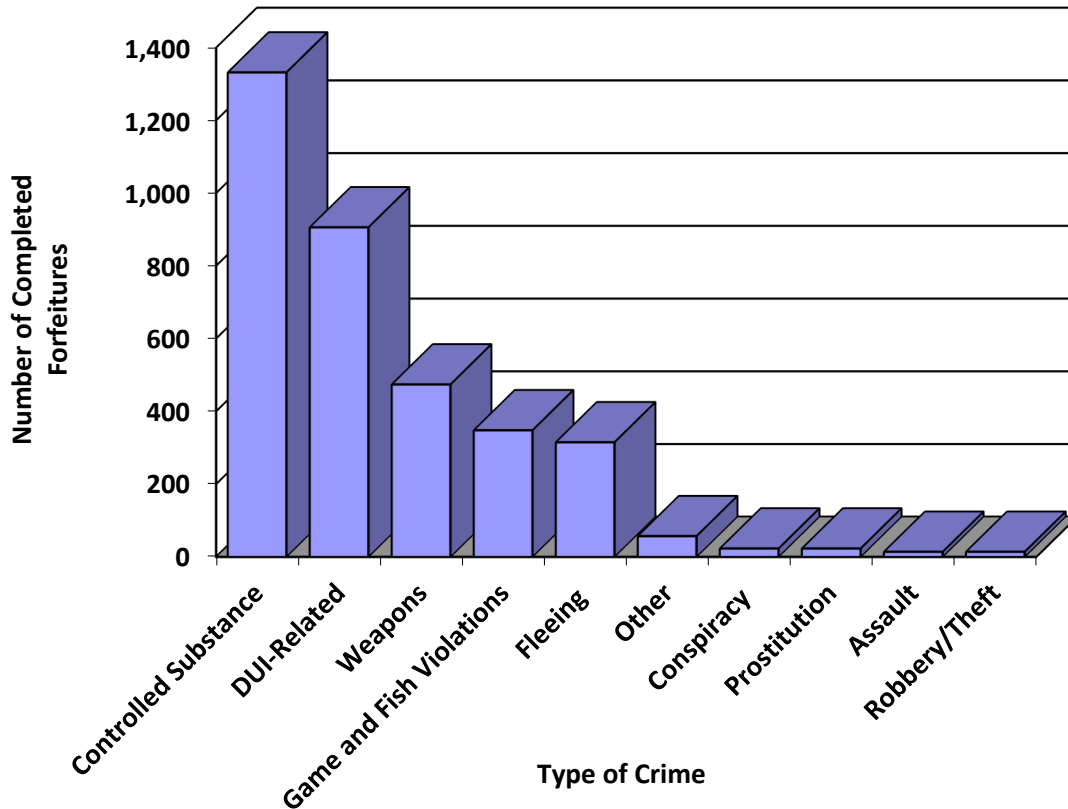
The most common criminal activities leading to seizure, forfeiture, and final disposition of property in 2024 were controlled substance and DUI-related. Over the last five years, the total number of DUI-related forfeitures decreased 66 percent. Over the same period, the total number of controlled substance forfeitures decreased 42 percent. Figure 4 below shows the five-year trend.

Figure 4: Total Number of Controlled Substance and DUI-Related Forfeitures for the Years 2020 to 2024



In 2024, DUI-related and controlled substance offenses accounted for 64 percent of the forfeitures. Controlled substance forfeitures accounted for 1,332, or 38 percent, of reported forfeitures, while DUI-related forfeitures accounted for 906, or 26 percent, of reported forfeitures. The remaining forfeitures involved weapons (474), game and fish violations (348), fleeing (315), “other” crimes (57), conspiracy (23), prostitution (23), assault (14), and robbery/theft (14). Figure 5 on the following page shows completed forfeitures by type of crime.

Figure 5: Completed Forfeitures by Type - 2024



Controlled Substance and DUI-Related Forfeitures

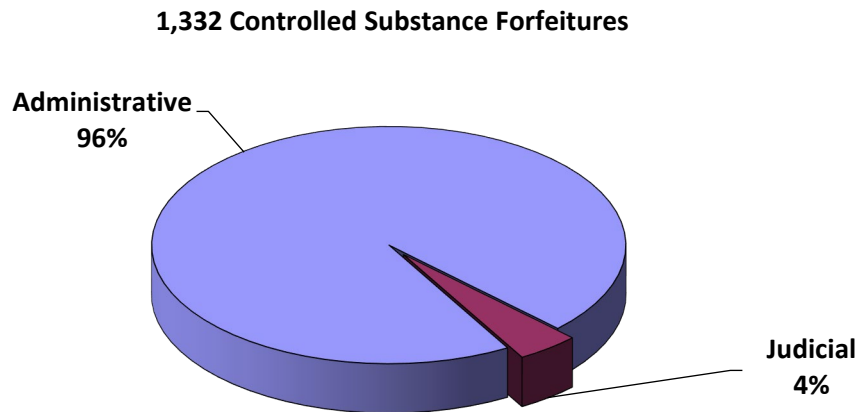
Property seized subject to forfeiture for which the associated crime is controlled substance or DUI-related must also include whether the forfeiture was initiated as an administrative or judicial forfeiture and whether the forfeiture was contested.¹⁶

Controlled Substance:

- In 2024, there were 1,332 controlled substance forfeitures reported, compared to 1,698 reported in 2023. Of the 1,332 controlled substance forfeitures in 2024, 1,275 were initiated as administrative forfeitures; 57 were initiated as judicial forfeitures. Figure 6 on the following page illustrates this distribution.

¹⁶Minn. Stat. § 609.5315, subd. 6.

Figure 6: Controlled Substance Forfeitures Initiation Type - Administrative or Judicial - 2024

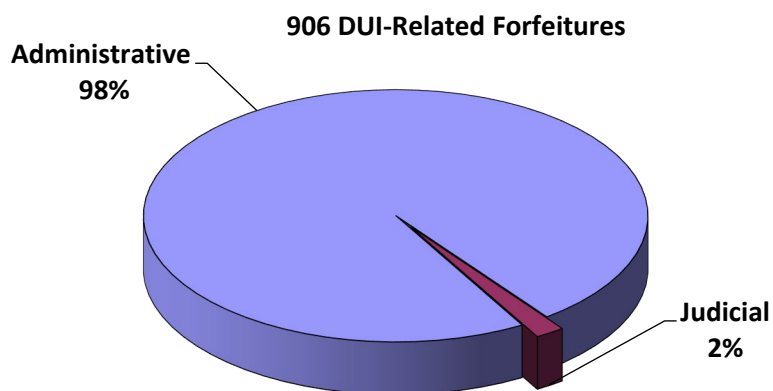


- Among the controlled substance forfeitures, 11 percent of the administrative forfeitures were contested, and 33 percent of the judicial forfeitures were contested.

Driving Under the Influence (DUI):

- In 2024, there were 906 DUI-related forfeitures reported, compared to 1,314 reported in 2023. Of these 906 DUI-related forfeitures, 889 were initiated as administrative forfeitures, and 17 were initiated as judicial forfeitures. See Figure 7 below.

Figure 7: DUI-Related Forfeitures Initiation Type - Administrative or Judicial - 2024



- Among the DUI-related forfeitures, 23 percent of the administrative forfeitures were contested, and 53 percent of the judicial forfeitures were contested.

Forfeited Property Destroyed, Retained, Returned, or Forwarded to Other Agency

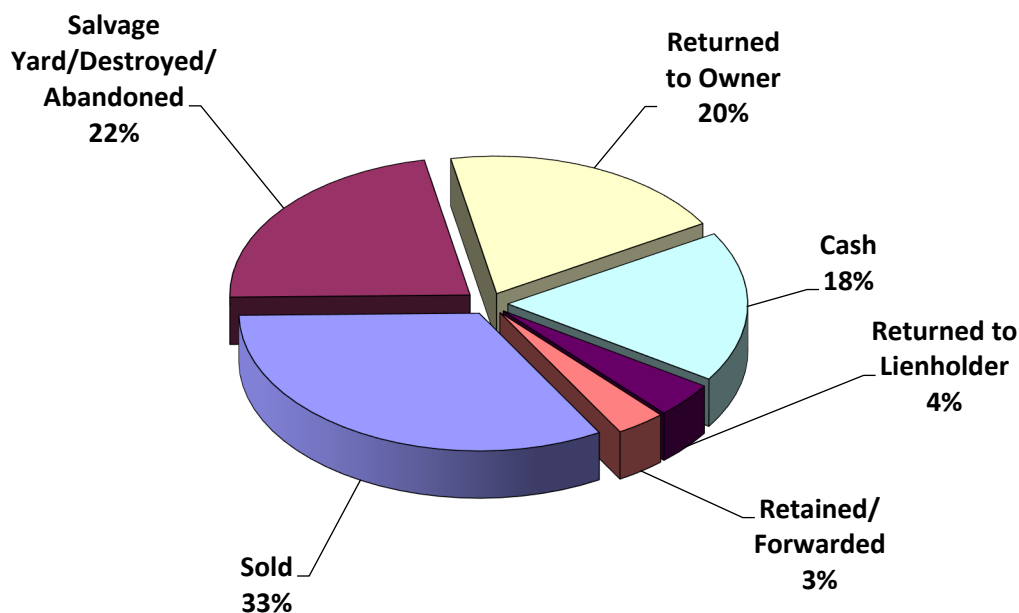
In addition to selling forfeited property, law enforcement agencies have the authority to destroy property that is harmful to the public, retain property for official use by the agency, return the seized property upon court order or agreement, or forward property to a state or federal agency (usually the Drug Enforcement Administration). When the final disposition of seized property is one of those listed above, there are no net proceeds subject to the various distribution formulas. If property retained for official use is later sold, the net proceeds are apportioned according to Minn. Stat. § 609.5315.

In 2024, 778 forfeitures resulted in property being destroyed, abandoned, or sent to a salvage yard; 685 forfeitures resulted in the seized property being returned or sold to the owner upon agreement or court order; 145 forfeitures were used to resolve liens against property; and 117 forfeitures resulted in property being retained by the agency or forwarded to another agency.

Final Disposition of Property

Law enforcement agencies reported final disposition for 3,506 incidences of seized property in 2024. Figure 8 below shows the final disposition for the 3,506 forfeitures.

Figure 8: Final Disposition of Property Seized Subject to Forfeiture - 2024



Property or Proceeds Shared With Other Agency

Law enforcement agencies frequently work together, especially on drug-related offenses, and often share the cash proceeds from drug-related forfeitures. Sharing of property or proceeds occurs most frequently in narcotics task forces, where proceeds are split amongst the contributing agencies.

Agencies Reporting No Forfeitures in 2024

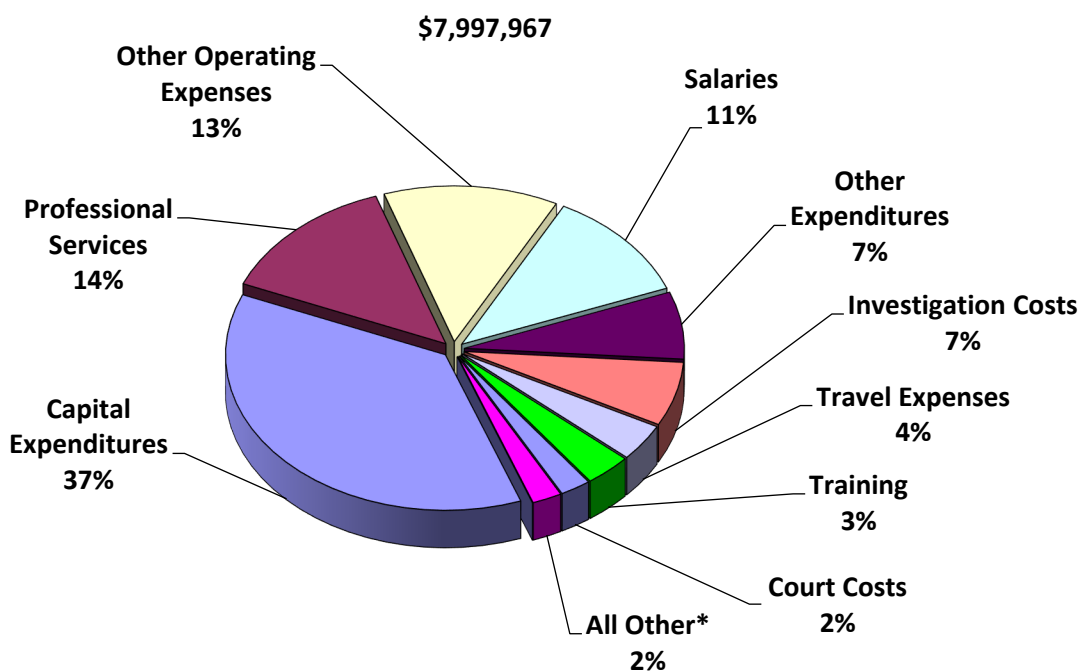
Not all law enforcement agencies in the state process property for forfeiture. The OSA requires all law enforcement agencies that did not process any forfeitures in a given year to inform the OSA by January 31 of the following year of this information. For 2024, 210 agencies reported that they did not process any property under the forfeiture statutes (see Appendix 1), compared to 191 in 2023. This does not mean that forfeitable offenses did not occur in these jurisdictions, but rather it is often cost-prohibitive for these agencies due to their limited size. The 2021 Minnesota Legislature also enacted reforms to the state's forfeiture law, addressing both DUI-related and cash forfeitures. The law has been reformed to focus on repeat offenders when it comes to DWI-related vehicle seizures and forfeitures altering the list of DWI offenses that can be used to forfeit vehicles. Law enforcement agencies are also now prohibited from seizing any amount of cash that is less than \$1,500. Many agencies forward their forfeitures to the task force in their jurisdiction.

2024 Forfeiture Expenditures

In addition to reporting forfeitures, law enforcement agencies and prosecuting authorities are required to report annually to the OSA on how forfeiture proceeds were expended, including proceeds received through forfeiture under state and federal law.¹⁷ Forfeiture expenditures reported to the OSA include the manner in which each appropriate agency and prosecuting authority expended forfeiture proceeds annually from the sale of forfeited property in various categories including but not limited to crime prevention, victim reparations, sexually exploited youth programs, trafficking victim programs, investigation costs, court and attorney costs, salaries, professional services, travel, training, other operating expenses, capital expenditures, and gifts or grants to non-profit or other programs.

In 2024, 243 law enforcement agencies and prosecuting authorities reported total forfeiture expenditures of \$8.0 million. This compares to \$7.1 million reported by 249 law enforcement agencies and prosecuting in 2023. The total forfeiture expenditures reported by law enforcement agencies increased by 13 percent between 2023 and 2024. In 2024, the largest categories of forfeiture expenditures were capital expenditures, professional services, other operating expenses, and salaries. These four categories accounted for 75 percent of total forfeiture expenditures. Figure 9 below shows the relative shares of total forfeiture expenditures by category. The underlying data for this figure is detailed in Table 4 on page 158.

Figure 9: Forfeiture Expenditures - 2024



*Includes gifts or grants to non-profit or other programs, crime prevention, sexually exploited youth programs, trafficking victim programs, and victim reparations.

¹⁷Minn. Stat. § 609.5315, subd. 6 (c).

Agencies Reporting No Forfeiture Expenditures in 2024

Not all law enforcement agencies and prosecuting authorities in the state expended forfeiture proceeds. In 2024, 428 law enforcement agencies and 102 prosecuting authorities were required to report expenditure of forfeiture proceeds to the OSA. Of the 530 law enforcement agencies and prosecuting authorities, 287 reported that they did not expend any forfeiture proceeds in 2024, same as in 2023. Table 4 summarizes expenditure of forfeiture proceeds in 2024 and Table 5 lists, by agency, detailed expenditure of forfeiture proceeds, including proceeds received through forfeiture under state and federal law.

DATA TABLES

Table 2A
Property Seized Subject to State Forfeiture - Final Disposition - 2024
Sorted by Agency and Net Proceeds

Entity and Crime	Disposition Date	Type of Property	Property Detail	Disposition of Property	Basis of Disposition	Gross Sales	Expenses Paid	Amount Returned	Net Proceeds*
Aitkin County Sheriff's Office									
DUI-Related	10/03/2024	Vehicle	2006 Ford Taurus	Returned to Owner	Court Ordered Return	---	---	---	---
DUI-Related	05/28/2024	Vehicle	2010 Ford Crown Victoria	Salvage Yard	Administrative Forfeiture	200	2,026	---	---
Burglary	02/20/2024	Vehicle	2005 Chevrolet Silverado	Property Sold	Judicial Forfeiture	800	2,106	---	---
DUI-Related	05/28/2024	Vehicle	2003 Chevrolet Silverado	Property Sold	Administrative Forfeiture	1,500	882	---	618
DUI-Related	01/01/2024	Vehicle	2012 Nissan Rogue	Property Sold	Administrative Forfeiture	1,400	444	---	956
Agency Total						\$3,900	\$5,458	\$---	\$1,574
Aitkin-Itasca-Mille Lacs Violent Crimes Enforcement Team									
Controlled Substance	08/27/2024	Vehicle	2000 Chevrolet Impala	Salvage Yard	Administrative Forfeiture	---	294	---	---
Controlled Substance	07/01/2024	Vehicle	2011 Chevrolet Impala	Property Abandoned	Administrative Forfeiture	---	---	---	---
Controlled Substance	01/01/2024	Vehicle	2007 Saturn Aura	Returned to Owner	Agreement	---	---	---	---
Controlled Substance	12/31/2024	Firearm	Kel-Tec - 9 Millimeter - Pistol	Returned to Owner	Agreement	---	---	---	---
Controlled Substance	09/12/2024	Firearm	Smith and Wesson - 9 Millimeter - Pistol	Property Retained	Administrative Forfeiture	---	---	---	---
Controlled Substance	12/19/2024	Firearm	Remington Guns - 0.22 Caliber - Rifle	Property Destroyed	Administrative Forfeiture	---	---	---	---
Controlled Substance	11/06/2024	Firearm	- 12 Gauge - Shotgun	Property Destroyed	Administrative Forfeiture	---	---	---	---
Controlled Substance	11/06/2024	Firearm	- 12 Gauge - Shotgun	Property Destroyed	Administrative Forfeiture	---	---	---	---
Controlled Substance	11/06/2024	Firearm	Winchester - 12 Gauge - Shotgun	Property Destroyed	Administrative Forfeiture	---	---	---	---
Controlled Substance	11/06/2024	Firearm	Ithaca - 20 Gauge - Shotgun	Property Destroyed	Administrative Forfeiture	---	---	---	---
Controlled Substance	11/06/2024	Firearm	- 0.41 Caliber - Shotgun	Property Destroyed	Administrative Forfeiture	---	---	---	---
Controlled Substance	01/30/2024	Vehicle	2009 Ford F150	Returned to Lienholder	Administrative Forfeiture	545	545	---	---
Controlled Substance	02/27/2024	Cash		Returned to Owner	Agreement	2,014	---	2,014	---
Controlled Substance	06/05/2024	Cash		Returned to Owner	Court Ordered Return	11,312	---	11,312	---
Controlled Substance	04/22/2024	Firearm	Savage - 0.3 Caliber - Rifle	Property Sold	Administrative Forfeiture	3	---	---	3
Controlled Substance	04/22/2024	Firearm	- 0.22 Caliber - Rifle	Property Sold	Administrative Forfeiture	19	---	---	19
Controlled Substance	04/22/2024	Firearm	- 12 Gauge - Shotgun	Property Sold	Administrative Forfeiture	24	---	---	24
Controlled Substance	04/22/2024	Firearm	Savage - 12 Gauge - Rifle	Property Sold	Administrative Forfeiture	31	---	---	31
Controlled Substance	07/01/2024	Firearm	- 6 Millimeter - Rifle	Property Sold	Administrative Forfeiture	40	---	---	40
Controlled Substance	04/22/2024	Firearm	Marlin - 0.22 Caliber - Rifle	Property Sold	Administrative Forfeiture	43	---	---	43
Controlled Substance	07/01/2024	Firearm	- 6 Millimeter - Pistol	Property Sold	Judicial Forfeiture	49	---	---	49
Controlled Substance	07/01/2024	Firearm	- 10 Gauge - Unknown	Property Sold	Administrative Forfeiture	60	---	---	60
Controlled Substance	02/22/2024	Firearm	- 9 Millimeter - Pistol	Property Sold	Administrative Forfeiture	85	---	---	85
Controlled Substance	04/22/2024	Firearm	Remington Guns - 12 Gauge - Shotgun	Property Sold	Administrative Forfeiture	88	---	---	88
Controlled Substance	04/22/2024	Firearm	- 0.22 Caliber - Rifle	Property Sold	Administrative Forfeiture	94	---	---	94
Controlled Substance	04/22/2024	Firearm	Remington Guns - 12 Gauge - Shotgun	Property Sold	Administrative Forfeiture	96	---	---	96

*When expenses exceed the gross amount received, the net proceeds available for distribution are shown as zero.

Table 2A
Property Seized Subject to State Forfeiture - Final Disposition - 2024
Sorted by Agency and Net Proceeds

Entity and Crime	Disposition Date	Type of Property	Property Detail	Disposition of Property	Basis of Disposition	Gross Sales	Expenses Paid	Amount Returned	Net Proceeds*
Aitkin-Itasca-Mille Lacs Violent Crimes Enforcement Team (Continued)									
Controlled Substance	04/22/2024	Firearm	Winchester - 0.22 Caliber - Rifle	Property Sold	Administrative Forfeiture	120	---	---	120
Controlled Substance	04/22/2024	Firearm	Savage - 8 Millimeter - Rifle	Property Sold	Administrative Forfeiture	125	---	---	125
DUI-Related	04/22/2024	Firearm	Winchester - 0.3 Caliber - Rifle	Property Sold	Administrative Forfeiture	194	---	---	194
Controlled Substance	11/22/2024	Vehicle	2007 Volvo S80	Property Sold	Administrative Forfeiture	690	492	---	198
Controlled Substance	12/31/2024	Cash		Cash Forfeiture	Administrative Forfeiture	201	---	---	201
Controlled Substance	07/01/2024	Firearm	Ruger - 0.25 Caliber - Rifle	Property Sold	Administrative Forfeiture	214	---	---	214
Controlled Substance	10/18/2024	Cash		Cash Forfeiture	Administrative Forfeiture	1,380	---	---	1,380
Controlled Substance	04/22/2024	Vehicle	2013 Hyundai Sonata (Y-3)	Property Sold	Administrative Forfeiture	1,644	190	---	1,454
Controlled Substance	04/22/2024	Cash		Cash Forfeiture	Administrative Forfeiture	2,450	---	---	2,450
Agency Total						\$21,521	\$1,521	\$13,326	\$6,968
Albert Lea Police Department									
Fleeing a Peace Officer	02/01/2024	Vehicle	2001 Chevrolet Silverado	Returned to Owner	Agreement	25	25	---	---
Controlled Substance	09/18/2024	Firearm	Smith and Wesson - 0.17 Caliber - Pistol	Property Sold	Judicial Forfeiture	125	---	---	125
Controlled Substance	09/18/2024	Firearm	Smith and Wesson - 0.4 Caliber - Pistol	Property Sold	Judicial Forfeiture	125	---	---	125
Controlled Substance	04/15/2024	Cash		Cash Forfeiture	Administrative Forfeiture	8,078	---	---	8,078
Agency Total						\$8,353	\$25	\$---	\$8,328
Alcohol and Gambling Enforcement Division									
Gambling Law Violation	12/30/2024	House		Property Sold	Administrative Forfeiture	3,214	---	---	3,214
Agency Total						\$3,214	\$---	\$---	\$3,214
Alexandria Police Department									
Controlled Substance	02/22/2024	Cash		Cash Forfeiture	Administrative Forfeiture	21,633	---	---	21,633
Agency Total						\$21,633	\$---	\$---	\$21,633
Anoka County Sheriff's Office									
Controlled Substance	11/25/2024	Cash		Cash Forfeiture	Administrative Forfeiture	820	---	---	820
Controlled Substance	11/25/2024	Cash		Cash Forfeiture	Administrative Forfeiture	1,622	---	---	1,622
Agency Total						\$2,442	\$---	\$---	\$2,442

*When expenses exceed the gross amount received, the net proceeds available for distribution are shown as zero.

Table 2A
Property Seized Subject to State Forfeiture - Final Disposition - 2024
Sorted by Agency and Net Proceeds

Entity and Crime	Disposition Date	Type of Property	Property Detail	Disposition of Property	Basis of Disposition	Gross Sales	Expenses Paid	Amount Returned	Net Proceeds*
Anoka Police Department									
DUI-Related	11/29/2024	Vehicle	1995 Toyota Camry	Salvage Yard	Administrative Forfeiture	400	---	---	400
DUI-Related	11/29/2024	Vehicle	1999 Pontiac Grand Prix	Salvage Yard	Administrative Forfeiture	400	---	---	400
DUI-Related	11/29/2024	Vehicle	1999 Ford Explorer	Salvage Yard	Administrative Forfeiture	400	---	---	400
DUI-Related	11/29/2024	Vehicle	2006 Hyundai Sonata (Y-3)	Salvage Yard	Administrative Forfeiture	400	---	---	400
DUI-Related	11/29/2024	Vehicle	2001 Subaru Legacy 4WD	Salvage Yard	Administrative Forfeiture	400	---	---	400
DUI-Related	11/29/2024	Vehicle	1998 Nissan Altima	Salvage Yard	Administrative Forfeiture	400	---	---	400
DUI-Related	10/02/2024	Vehicle	2021 Jeep Grand Cherokee 4WD	Returned per Agreement	Agreement	3,000	---	900	2,100
Agency Total						\$5,400	\$---	\$900	\$4,500
Anoka-Hennepin Drug Task Force									
Controlled Substance	10/15/2024	Vehicle	2016 Volkswagen Passat	Returned to Owner	Agreement	---	---	---	---
Controlled Substance	03/15/2024	Firearm	Taurus - 9 Millimeter - Pistol	Property Destroyed	Administrative Forfeiture	---	---	---	---
Controlled Substance	11/18/2024	Firearm	Walther - 0.4 Caliber - Pistol	Retained for Destruction	Administrative Forfeiture	---	---	---	---
Controlled Substance	07/10/2024	Firearm	Walther - 9 Millimeter - Pistol	Retained for Destruction	Administrative Forfeiture	---	---	---	---
Controlled Substance	04/11/2024	Firearm	Glock - 0.4 Caliber - Pistol	Retained for Destruction	Administrative Forfeiture	---	---	---	---
Controlled Substance	04/11/2024	Firearm	Smith and Wesson - 0.17 Caliber - Rifle	Retained for Destruction	Administrative Forfeiture	---	---	---	---
Controlled Substance	02/23/2024	Firearm	Stag Arms - 7 Millimeter - Rifle	Property Destroyed	Administrative Forfeiture	---	---	---	---
Controlled Substance	11/01/2024	Cash		Property Forwarded	Administrative Forfeiture	7,627	---	7,627	---
Controlled Substance	04/12/2024	Cash		Cash Forfeiture	Administrative Forfeiture	800	---	100	700
Controlled Substance	03/07/2024	Cash		Cash Forfeiture	Administrative Forfeiture	766	---	---	766
Controlled Substance	03/12/2024	Cash		Cash Forfeiture	Administrative Forfeiture	1,770	---	---	1,770
Controlled Substance	10/15/2024	Cash		Cash Forfeiture	Administrative Forfeiture	1,980	168	---	1,812
Controlled Substance	01/17/2024	Cash		Cash Forfeiture	Administrative Forfeiture	2,548	---	---	2,548
Controlled Substance	07/09/2024	Cash		Cash Forfeiture	Administrative Forfeiture	3,440	---	---	3,440
Controlled Substance	07/10/2024	Cash		Cash Forfeiture	Administrative Forfeiture	3,476	---	---	3,476
Controlled Substance	07/10/2024	Cash		Cash Forfeiture	Administrative Forfeiture	3,730	---	---	3,730
Controlled Substance	07/10/2024	Cash		Cash Forfeiture	Administrative Forfeiture	3,789	---	---	3,789
Controlled Substance	02/16/2024	Cash		Cash Forfeiture	Administrative Forfeiture	22,962	---	---	22,962
Controlled Substance	12/11/2024	Cash		Cash Forfeiture	Summary Forfeiture	23,780	---	---	23,780
Controlled Substance	07/10/2024	Cash		Cash Forfeiture	Administrative Forfeiture	26,750	---	---	26,750
Controlled Substance	03/22/2024	Cash		Cash Forfeiture	Administrative Forfeiture	38,600	---	---	38,600
Controlled Substance	07/10/2024	Cash		Cash Forfeiture	Judicial Forfeiture	86,345	---	---	86,345
Agency Total						\$228,363	\$168	\$7,727	\$220,468

*When expenses exceed the gross amount received, the net proceeds available for distribution are shown as zero.

Table 2A
Property Seized Subject to State Forfeiture - Final Disposition - 2024
Sorted by Agency and Net Proceeds

Entity and Crime	Disposition Date	Type of Property	Property Detail	Disposition of Property	Basis of Disposition	Gross Sales	Expenses Paid	Amount Returned	Net Proceeds*
Atwater Police Department									
Controlled Substance	04/23/2024	Vehicle	2010 Ford Fusion	Property Sold	Administrative Forfeiture	832	175	---	657
Controlled Substance	04/23/2024	Cash		Cash Forfeiture	Administrative Forfeiture	1,548	---	---	1,548
Agency Total						\$2,380	\$175	\$---	\$2,205
Austin Police Department									
Fleeing a Peace Officer	05/01/2024	Vehicle	2015 Jeep Patriot 2WD	Returned to Owner	Administrative Forfeiture	130	130	---	---
DUI-Related	11/13/2024	Vehicle	2000 Chevrolet Tahoe	Returned to Owner	Administrative Forfeiture	150	150	---	---
Fleeing a Peace Officer	07/03/2024	Vehicle	2016 Nissan Rogue	Returned to Owner	Judicial Forfeiture	150	150	---	---
Fleeing a Peace Officer	07/03/2024	Vehicle	2019 Nissan Altima	Returned to Owner	Judicial Forfeiture	150	150	---	---
DUI-Related	11/06/2024	Vehicle	2016 Chevrolet Suburban	Returned to Lienholder	Administrative Forfeiture	190	190	---	---
DUI-Related	06/24/2024	Vehicle	2016 Chevrolet Traverse AWD	Returned to Lienholder	Administrative Forfeiture	470	470	---	---
DUI-Related	11/21/2024	Vehicle	2003 Buick LeSabre	Returned to Owner	Administrative Forfeiture	150	---	---	150
DUI-Related	10/05/2024	Vehicle	1997 Cadillac DeVille	Property Sold	Administrative Forfeiture	700	97	---	603
DUI-Related	10/05/2024	Vehicle	2006 Chevrolet Impala	Property Sold	Administrative Forfeiture	1,000	127	---	873
DUI-Related	10/05/2024	Vehicle	2001 Honda Civic	Property Sold	Administrative Forfeiture	1,000	127	---	873
DUI-Related	10/05/2024	Vehicle	2008 Dodge Nitro 4WD	Property Sold	Administrative Forfeiture	1,300	157	---	1,143
DUI-Related	11/04/2024	Vehicle	2017 Dodge Ram	Returned to Owner	Agreement	2,500	150	---	2,350
DUI-Related	09/09/2024	Vehicle	2022 Ford Escape	Returned to Owner	Agreement	4,000	150	---	3,850
Agency Total						\$11,890	\$2,048	\$---	\$9,842
Avon Police Department									
Controlled Substance	05/28/2024	Vehicle	2004 Dodge Grand Caravan	Property Sold	Administrative Forfeiture	1,316	378	---	938
Agency Total						\$1,316	\$378	\$---	\$938
Barnesville Police Department									
DUI-Related	05/02/2024	Vehicle	2012 Ford F150	Returned to Lienholder	Administrative Forfeiture	---	---	---	---
DUI-Related	10/08/2024	Vehicle	2012 Ford F150	Returned per Agreement	Administrative Forfeiture	---	---	---	---
DUI-Related	08/22/2024	Vehicle	2014 Ford F150	Returned to Lienholder	Administrative Forfeiture	---	---	---	---
DUI-Related	12/27/2024	Vehicle	2005 Pontiac Montana	Property Sold	Administrative Forfeiture	400	400	---	---
DUI-Related	12/27/2024	Vehicle	2008 GMC Sierra Denali	Property Sold	Administrative Forfeiture	6,787	1,225	---	5,562
Agency Total						\$7,187	\$1,625	\$---	\$5,562

*When expenses exceed the gross amount received, the net proceeds available for distribution are shown as zero.

Table 2A
Property Seized Subject to State Forfeiture - Final Disposition - 2024
Sorted by Agency and Net Proceeds

Entity and Crime	Disposition Date	Type of Property	Property Detail	Disposition of Property	Basis of Disposition	Gross Sales	Expenses Paid	Amount Returned	Net Proceeds*
Baxter Police Department									
Fleeing a Peace Officer	08/27/2024	Vehicle	2012 Dodge Charger	Returned to Owner	Court Ordered Return	---	---	---	---
Controlled Substance	08/22/2024	Firearm	DPMS Panther Arms - 0.22 Caliber - Carbine	Property Destroyed	Administrative Forfeiture	---	---	---	---
DUI-Related	09/23/2024	Vehicle	2005 Pontiac Grand Prix	Property Destroyed	Administrative Forfeiture	80	80	---	---
DUI-Related	03/29/2024	Vehicle	2017 Chevrolet Equinox	Returned to Lienholder	Court Ordered Return	161	161	---	---
Agency Total						\$241	\$241	\$---	\$---
Becker County Sheriff's Office									
Controlled Substance	05/01/2024	Jewelry		Property Sold	Administrative Forfeiture	268	---	---	268
Agency Total						\$268	\$---	\$---	\$268
Becker Police Department									
DUI-Related	03/15/2024	Vehicle	2006 Dodge Grand Caravan	Salvage Yard	Administrative Forfeiture	140	140	---	---
Controlled Substance	11/19/2024	Cash		Cash Forfeiture	Administrative Forfeiture	3,179	---	---	3,179
Agency Total						\$3,319	\$140	\$---	\$3,179
Belgrade Brooten Police Board									
Fleeing a Peace Officer	04/16/2024	Vehicle	2004 Chrysler Pacifica	Salvage Yard	Administrative Forfeiture	---	300	---	---
2nd Degree Assault	10/16/2024	Firearm	Smith and Wesson - 9 Millimeter - Pistol	Property Sold	Summary Forfeiture	200	300	---	---
Controlled Substance	04/08/2024	Cash		Cash Forfeiture	Administrative Forfeiture	1,010	---	---	1,010
Agency Total						\$1,210	\$600	\$---	\$1,010
Belle Plaine Police Department									
2nd Degree Assault	09/30/2024	Firearm	Ruger - 9 Millimeter - Pistol	Property Sold	Administrative Forfeiture	25	---	---	25
Controlled Substance	04/18/2024	Cash		Cash Forfeiture	Administrative Forfeiture	38	---	---	38
DUI-Related	11/12/2024	Vehicle	2017 Kia Sorento AWD	Returned to Owner	Administrative Forfeiture	500	---	---	500
DUI-Related	01/02/2024	Vehicle	2018 Toyota Tacoma	Returned per Agreement	Administrative Forfeiture	29,650	---	---	29,650
Agency Total						\$30,213	\$---	\$---	\$30,213

*When expenses exceed the gross amount received, the net proceeds available for distribution are shown as zero.

Table 2A
Property Seized Subject to State Forfeiture - Final Disposition - 2024
Sorted by Agency and Net Proceeds

Entity and Crime	Disposition Date	Type of Property	Property Detail	Disposition of Property	Basis of Disposition	Gross Sales	Expenses Paid	Amount Returned	Net Proceeds*
Beltrami County Sheriff's Office									
Controlled Substance	06/05/2024	Cash		Cash Forfeiture	Administrative Forfeiture	628	---	---	628
Controlled Substance	06/05/2024	Cash		Cash Forfeiture	Administrative Forfeiture	651	---	---	651
DUI-Related	04/28/2024	Vehicle	2006 Dodge Charger	Property Sold	Administrative Forfeiture	1,250	321	---	929
Controlled Substance	11/22/2024	Cash		Cash Forfeiture	Administrative Forfeiture	1,135	---	---	1,135
Controlled Substance	03/05/2024	Cash		Cash Forfeiture	Administrative Forfeiture	1,139	---	---	1,139
Controlled Substance	11/22/2024	Cash		Cash Forfeiture	Administrative Forfeiture	2,439	---	---	2,439
Controlled Substance	11/21/2024	Cash		Cash Forfeiture	Judicial Forfeiture	2,463	---	---	2,463
Agency Total						\$9,705	\$321	\$---	\$9,384
Bemidji Police Department									
Controlled Substance	05/06/2024	Vehicle	2020 Chevrolet Traverse AWD	Returned to Owner	Agreement	---	---	---	---
Controlled Substance	12/16/2024	Vehicle	2014 Dodge Durango	Returned to Owner	Agreement	---	---	---	---
DUI-Related	07/19/2024	Motorcycle	2014 Yamaha XVS950 Cruiser	Returned to Owner	Agreement	5,500	---	5,500	---
DUI-Related	07/15/2024	Vehicle	1997 Chevrolet Silverado	Property Sold	Administrative Forfeiture	620	255	---	365
Controlled Substance	05/28/2024	Cash		Cash Forfeiture	Administrative Forfeiture	547	---	---	547
Controlled Substance	03/20/2024	Cash		Cash Forfeiture	Administrative Forfeiture	868	---	---	868
Controlled Substance	03/20/2024	Cash		Cash Forfeiture	Administrative Forfeiture	1,272	---	---	1,272
Controlled Substance	03/20/2024	Cash		Cash Forfeiture	Administrative Forfeiture	1,762	---	---	1,762
Controlled Substance	06/06/2024	Cash		Cash Forfeiture	Administrative Forfeiture	2,038	---	---	2,038
Controlled Substance	03/22/2024	Cash		Cash Forfeiture	Administrative Forfeiture	2,192	---	---	2,192
Controlled Substance	03/20/2024	Cash		Cash Forfeiture	Administrative Forfeiture	2,202	---	---	2,202
Controlled Substance	05/29/2024	Cash		Cash Forfeiture	Administrative Forfeiture	3,900	---	---	3,900
Controlled Substance	07/17/2024	Vehicle	2012 Dodge Ram	Property Sold	Administrative Forfeiture	5,845	555	---	5,290
Controlled Substance	05/10/2024	Cash		Cash Forfeiture	Administrative Forfeiture	6,750	---	---	6,750
Controlled Substance	03/22/2024	Cash		Cash Forfeiture	Administrative Forfeiture	11,860	---	---	11,860
Controlled Substance	02/08/2024	Cash		Cash Forfeiture	Judicial Forfeiture	102,229	---	---	102,229
Agency Total						\$147,585	\$810	\$5,500	\$141,275
Big Lake Police Department									
Fleeing a Peace Officer	07/09/2024	Vehicle	2020 Chevrolet Silverado	Returned to Lienholder	Administrative Forfeiture	---	935	---	---
DUI-Related	07/25/2024	Vehicle	2014 Dodge Avenger	Property Sold	Administrative Forfeiture	1,109	885	---	224
Agency Total						\$1,109	\$1,820	\$---	\$224

*When expenses exceed the gross amount received, the net proceeds available for distribution are shown as zero.

Table 2A
Property Seized Subject to State Forfeiture - Final Disposition - 2024
Sorted by Agency and Net Proceeds

Entity and Crime	Disposition Date	Type of Property	Property Detail	Disposition of Property	Basis of Disposition	Gross Sales	Expenses Paid	Amount Returned	Net Proceeds*
Big Stone County Sheriff's Office									
DUI-Related	11/13/2024	Vehicle	1992 Chevrolet Blazer	Property Sold	Administrative Forfeiture	2,834	2,834	---	---
Agency Total						\$2,834	\$2,834	\$---	\$---
Blaine Police Department									
DUI-Related	03/08/2024	Vehicle	2002 Pontiac Grand Am	Property Sold	Administrative Forfeiture	500	1,004	---	---
DUI-Related	03/08/2024	Vehicle	2007 Toyota Camry	Property Sold	Administrative Forfeiture	1,550	1,326	---	224
Controlled Substance	12/03/2024	Cash		Cash Forfeiture	Administrative Forfeiture	710	---	---	710
DUI-Related	03/08/2024	Vehicle	2005 Chevrolet Tahoe	Property Sold	Administrative Forfeiture	3,800	1,256	---	2,544
Controlled Substance	04/23/2024	Vehicle	2011 Ford COF Crew Pickup	Property Sold	Administrative Forfeiture	7,938	2,055	---	5,883
Controlled Substance	06/11/2024	Cash		Cash Forfeiture	Administrative Forfeiture	6,400	---	---	6,400
Controlled Substance	07/17/2024	Cash		Cash Forfeiture	Summary Forfeiture	6,486	---	---	6,486
Controlled Substance	03/19/2024	Cash		Cash Forfeiture	Administrative Forfeiture	7,514	---	---	7,514
Controlled Substance	03/12/2024	Cash		Cash Forfeiture	Administrative Forfeiture	7,514	---	---	7,514
Agency Total						\$42,412	\$5,641	\$---	\$37,275
Bloomington Police Department									
Fleeing a Peace Officer	11/13/2024	Vehicle	2005 Ford E150	Returned to Owner	Agreement	---	---	---	---
DUI-Related	09/19/2024	Vehicle	2013 GMC Sierra 1500	Returned to Owner	Agreement	---	---	---	---
DUI-Related	09/26/2024	Vehicle	2008 Kia Sedona	Returned to Owner	Agreement	---	---	---	---
DUI-Related	10/30/2024	Vehicle	2011 Toyota 4Runner	Returned to Owner	Agreement	---	---	---	---
Fleeing a Peace Officer	07/29/2024	Vehicle	2014 Jeep Grand Cherokee 4WD	Returned to Owner	Agreement	---	---	---	---
DUI-Related	05/30/2024	Vehicle	1999 Toyota RAV4	Returned to Owner	Agreement	125	125	---	---
Fleeing a Peace Officer	03/15/2024	Vehicle	2010 Toyota Yaris	Returned to Owner	Agreement	125	125	---	---
Fleeing a Peace Officer	11/01/2024	Vehicle	2012 Lexus LS 400	Returned to Owner	Agreement	150	150	---	---
DUI-Related	03/14/2024	Vehicle	2003 Ford F150	Returned to Owner	Agreement	160	160	---	---
Fleeing a Peace Officer	01/25/2024	Vehicle	2007 Mazda 3 4-Door	Returned to Owner	Agreement	161	161	---	---
Fleeing a Peace Officer	01/26/2024	Vehicle	2018 Nissan Rogue	Returned to Owner	Agreement	170	170	---	---
Fleeing a Peace Officer	05/07/2024	Vehicle	2010 Dodge Caravan	Returned to Owner	Agreement	195	195	---	---
Vehicular Operation	01/31/2024	Motorcycle	2016 Harley-Davidson Electra	Returned to Owner	Agreement	200	200	---	---
DUI-Related	07/19/2024	Vehicle	2015 Chrysler 200	Returned to Owner	Agreement	210	210	---	---
DUI-Related	12/30/2024	Vehicle	2002 Toyota Camry	Returned to Owner	Agreement	300	300	---	---
Fleeing a Peace Officer	10/30/2024	Vehicle	2007 Dodge Charger	Property Abandoned	Agreement	350	470	---	---
Fleeing a Peace Officer	08/01/2024	Vehicle	2010 Cadillac CTS	Returned to Owner	Agreement	395	395	---	---
DUI-Related	08/20/2024	Vehicle	1999 Mercury Cougar	Property Sold	Judicial Forfeiture	400	409	---	---

*When expenses exceed the gross amount received, the net proceeds available for distribution are shown as zero.

Table 2A
Property Seized Subject to State Forfeiture - Final Disposition - 2024
Sorted by Agency and Net Proceeds

Entity and Crime	Disposition Date	Type of Property	Property Detail	Disposition of Property	Basis of Disposition	Gross Sales	Expenses Paid	Amount Returned	Net Proceeds*
Bloomington Police Department (Continued)									
DUI-Related	12/17/2024	Vehicle	2004 Chevrolet Suburban	Property Sold	Administrative Forfeiture	450	487	---	---
DUI-Related	12/10/2024	Vehicle	2004 Chevrolet Silverado	Property Sold	Administrative Forfeiture	500	432	---	68
Fleeing a Peace Officer	10/30/2024	Vehicle	2005 Cadillac Seville	Property Abandoned	Agreement	350	225	---	125
Fleeing a Peace Officer	10/30/2024	Vehicle	2006 Chevrolet Malibu	Property Abandoned	Agreement	350	223	---	127
DUI-Related	06/04/2024	Vehicle	2005 Chevrolet Silverado	Property Destroyed	Judicial Forfeiture	500	125	---	375
Fleeing a Peace Officer	12/04/2024	Vehicle	2015 Chevrolet Impala	Property Abandoned	Agreement	1,100	635	---	465
DUI-Related	03/07/2024	Vehicle	2012 Dodge Ram	Returned to Lienholder	Agreement	1,500	125	---	1,375
DUI-Related	06/04/2024	Vehicle	2015 Hyundai Tucson AWD	Property Sold	Administrative Forfeiture	2,000	586	---	1,414
Controlled Substance	03/26/2024	Cash		Cash Forfeiture	Administrative Forfeiture	1,560	---	---	1,560
DUI-Related	06/04/2024	Vehicle	2005 Nissan Xterra 4WD	Property Sold	Administrative Forfeiture	2,000	357	---	1,643
Fleeing a Peace Officer	09/13/2024	Motorcycle	2007 Yamaha YZF R1	Returned to Owner	Agreement	1,650	---	---	1,650
DUI-Related	08/20/2024	Vehicle	2011 Honda CR-V 4WD	Property Sold	Judicial Forfeiture	2,300	622	---	1,678
Controlled Substance	08/08/2024	Cash		Cash Forfeiture	Administrative Forfeiture	1,715	---	---	1,715
Controlled Substance	03/27/2024	Cash		Cash Forfeiture	Administrative Forfeiture	2,163	---	---	2,163
Fleeing a Peace Officer	06/04/2024	Vehicle	2005 Lexus GS 460	Property Abandoned	Agreement	3,100	441	---	2,659
Controlled Substance	04/11/2024	Cash		Cash Forfeiture	Administrative Forfeiture	2,716	---	---	2,716
Fleeing a Peace Officer	06/04/2024	Vehicle	2017 Chevrolet Malibu	Property Abandoned	Agreement	4,200	969	---	3,231
Controlled Substance	08/08/2024	Motorhome		Property Sold	Administrative Forfeiture	4,100	276	---	3,824
Controlled Substance	03/27/2024	Cash		Cash Forfeiture	Administrative Forfeiture	5,467	---	---	5,467
Controlled Substance	08/08/2024	Cash		Cash Forfeiture	Administrative Forfeiture	5,861	---	---	5,861
Vehicular Homicide	03/07/2024	Vehicle	2016 Toyota Corolla	Returned to Lienholder	Agreement	9,132	220	---	8,912
Controlled Substance	08/08/2024	Cash		Cash Forfeiture	Administrative Forfeiture	12,300	---	---	12,300
Controlled Substance	08/06/2024	Cash		Cash Forfeiture	Agreement	64,210	---	1,620	62,590
Agency Total						\$132,165	\$8,793	\$1,620	\$121,918
Blue Earth County Sheriff's Office									
DUI-Related	12/31/2024	ATV	2021 CF-Moto CFORCE 600	Returned to Lienholder	Judicial Forfeiture	---	---	---	---
DUI-Related	05/09/2024	Vehicle	2006 Jeep Grand Cherokee 4WD	Property Sold	Administrative Forfeiture	1,160	368	---	792
DUI-Related	07/24/2024	Vehicle	2000 Toyota Tacoma	Property Sold	Judicial Forfeiture	2,275	320	---	1,955
Agency Total						\$3,435	\$688	\$---	\$2,747

*When expenses exceed the gross amount received, the net proceeds available for distribution are shown as zero.

Table 2A
Property Seized Subject to State Forfeiture - Final Disposition - 2024
Sorted by Agency and Net Proceeds

Entity and Crime	Disposition Date	Type of Property	Property Detail	Disposition of Property	Basis of Disposition	Gross Sales	Expenses Paid	Amount Returned	Net Proceeds*
Brainerd Police Department									
DUI-Related	10/10/2024	Vehicle	2008 Jeep Grand Cherokee 4WD	Returned to Lienholder	Agreement	---	---	---	---
DUI-Related	12/06/2024	Vehicle	1996 GMC Sierra 1500	Returned to Owner	Agreement	---	---	---	---
Controlled Substance	02/26/2024	Cash		Cash Forfeiture	Administrative Forfeiture	757	---	---	757
Agency Total						\$757	\$---	\$---	\$757
Breezy Point Police Department									
Controlled Substance	08/02/2024	Vehicle	2005 GMC Sierra 1500	Returned to Lienholder	Administrative Forfeiture	---	---	---	---
Controlled Substance	08/21/2024	Cash		Cash Forfeiture	Judicial Forfeiture	256	---	---	256
Agency Total						\$256	\$---	\$---	\$256
Breitung Police Department									
DUI-Related	01/01/2024	Vehicle	2015 Kia Soul Eco	Property Sold	Administrative Forfeiture	2,125	148	---	1,977
Agency Total						\$2,125	\$148	\$---	\$1,977
Brown County Sheriff's Office									
Controlled Substance	05/13/2024	Firearm	Smith and Wesson - 0.38 Caliber - Pistol	Property Sold	Administrative Forfeiture	200	60	---	140
Controlled Substance	05/13/2024	Firearm	Smith and Wesson - 9 Millimeter - Pistol	Property Sold	Administrative Forfeiture	225	68	---	157
Controlled Substance	04/29/2024	Cash		Cash Forfeiture	Administrative Forfeiture	1,150	115	---	1,035
Agency Total						\$1,575	\$243	\$---	\$1,332
Brown-Lyon-Redwood-Renville Drug Task Force									
Controlled Substance	01/25/2024	Jewelry		Property Destroyed	Administrative Forfeiture	---	---	---	---
Controlled Substance	01/25/2024	Jewelry		Property Destroyed	Administrative Forfeiture	---	---	---	---
Controlled Substance	08/05/2024	Cash		Returned to Owner	Administrative Forfeiture	141	---	141	---
Controlled Substance	06/05/2024	Vehicle	2004 Lincoln Navigator	Property Sold	Administrative Forfeiture	1,201	1,617	---	---
Controlled Substance	03/08/2024	Jewelry		Property Sold	Administrative Forfeiture	100	---	---	100
Controlled Substance	08/14/2024	Cash		Cash Forfeiture	Administrative Forfeiture	160	---	---	160
Controlled Substance	08/14/2024	Cash		Cash Forfeiture	Administrative Forfeiture	3,215	---	---	3,215
Controlled Substance	08/14/2024	Cash		Cash Forfeiture	Administrative Forfeiture	4,622	---	---	4,622
Controlled Substance	05/24/2024	Cash		Cash Forfeiture	Administrative Forfeiture	18,640	---	---	18,640
Agency Total						\$28,079	\$1,617	\$141	\$26,737

*When expenses exceed the gross amount received, the net proceeds available for distribution are shown as zero.

Table 2A
Property Seized Subject to State Forfeiture - Final Disposition - 2024
Sorted by Agency and Net Proceeds

Entity and Crime	Disposition Date	Type of Property	Property Detail	Disposition of Property	Basis of Disposition	Gross Sales	Expenses Paid	Amount Returned	Net Proceeds*
Buffalo Ridge Drug Task Force									
Controlled Substance	10/23/2024	Vehicle	2001 Hyundai Elantra	Salvage Yard	Administrative Forfeiture	---	---	---	---
Controlled Substance	06/17/2024	Firearm	Glock - 9 Millimeter - Pistol	Returned to Owner	Court Ordered Return	---	---	---	---
Controlled Substance	06/17/2024	Firearm	DPMS Pantha Arms - 0.22 Caliber - Rifle	Returned to Owner	Court Ordered Return	---	---	---	---
Controlled Substance	06/17/2024	Firearm	Mossberg - 0.2 Caliber - Rifle	Returned to Owner	Court Ordered Return	---	---	---	---
Controlled Substance	06/17/2024	Firearm	Amberg - 0.3 Caliber - Rifle	Returned to Owner	Court Ordered Return	---	---	---	---
Controlled Substance	06/17/2024	Firearm	Mossberg - 20 Gauge - Shotgun	Returned to Owner	Court Ordered Return	---	---	---	---
Controlled Substance	06/17/2024	Firearm	Mossberg - 12 Gauge - Shotgun	Returned to Owner	Court Ordered Return	---	---	---	---
Controlled Substance	06/17/2024	Firearm	FIE Corp - 12 Gauge - Shotgun	Returned to Owner	Court Ordered Return	---	---	---	---
Controlled Substance	10/02/2024	Jewelry		Property Abandoned	Administrative Forfeiture	---	---	---	---
Controlled Substance	06/17/2024	Other		Returned to Owner	Court Ordered Return	---	---	---	---
Controlled Substance	06/17/2024	Other		Returned to Owner	Court Ordered Return	---	---	---	---
Controlled Substance	10/23/2024	Vehicle	2006 Ford Ranger	Returned to Owner	Administrative Forfeiture	500	500	---	---
Controlled Substance	10/23/2024	Cash		Cash Forfeiture	Administrative Forfeiture	367	---	---	367
Controlled Substance	10/03/2024	Cash		Cash Forfeiture	Administrative Forfeiture	491	---	---	491
Controlled Substance	03/19/2024	Cash		Cash Forfeiture	Administrative Forfeiture	1,097	---	---	1,097
Controlled Substance	03/19/2024	Cash		Cash Forfeiture	Administrative Forfeiture	4,870	---	---	4,870
Controlled Substance	10/01/2024	Cash		Cash Forfeiture	Administrative Forfeiture	57,125	---	---	57,125
Agency Total						\$64,450	\$500	\$---	\$63,950
Burnsville Police Department									
Fleeing a Peace Officer	01/31/2024	Vehicle	2008 Audi A4	Property Sold	Administrative Forfeiture	950	1,156	---	---
Agency Total						\$950	\$1,156	\$---	\$---
Callaway/Ogema Police Department									
DUI-Related	03/22/2024	Vehicle	2001 Toyota Sienna	Salvage Yard	Administrative Forfeiture	427	50	---	377
Agency Total						\$427	\$50	\$---	\$377

*When expenses exceed the gross amount received, the net proceeds available for distribution are shown as zero.

Table 2A
Property Seized Subject to State Forfeiture - Final Disposition - 2024
Sorted by Agency and Net Proceeds

Entity and Crime	Disposition Date	Type of Property	Property Detail	Disposition of Property	Basis of Disposition	Gross Sales	Expenses Paid	Amount Returned	Net Proceeds*
Cannon River Drug and Violent Offender Task Force									
Controlled Substance	02/22/2024	Vehicle	2014 Infiniti QX60 AWD	Returned to Owner	Court Ordered Return	---	19	---	---
Controlled Substance	07/30/2024	Vehicle	2003 Chevrolet Silverado	Returned to Owner	Court Ordered Return	---	---	---	---
Controlled Substance	07/17/2024	Firearm	Smith and Wesson - 0.22 Caliber - Pistol	Returned to Owner	Administrative Forfeiture	---	---	---	---
Controlled Substance	07/17/2024	Firearm	Savage - 0.22 Caliber - Rifle	Returned to Owner	Administrative Forfeiture	---	---	---	---
Controlled Substance	07/17/2024	Firearm	Savage - 0.3 Caliber - Rifle	Returned to Owner	Administrative Forfeiture	---	---	---	---
Controlled Substance	07/17/2024	Firearm	Remington Guns - 0.3 Caliber - Rifle	Returned to Owner	Administrative Forfeiture	---	---	---	---
Controlled Substance	03/28/2024	Firearm	Canik by Century Arms - 9 Millimeter - Pistol	Property Destroyed	Administrative Forfeiture	---	---	---	---
Controlled Substance	07/12/2024	Cash		Cash Forfeiture	Administrative Forfeiture	328	---	---	328
Controlled Substance	01/02/2024	Cash		Cash Forfeiture	Administrative Forfeiture	340	---	---	340
Controlled Substance	07/24/2024	Cash		Cash Forfeiture	Administrative Forfeiture	397	---	---	397
Controlled Substance	01/02/2024	Cash		Cash Forfeiture	Administrative Forfeiture	473	---	---	473
Controlled Substance	06/05/2024	Cash		Cash Forfeiture	Administrative Forfeiture	742	---	---	742
Controlled Substance	08/29/2024	Cash		Cash Forfeiture	Administrative Forfeiture	900	---	---	900
Controlled Substance	02/16/2024	Cash		Cash Forfeiture	Administrative Forfeiture	915	---	---	915
Controlled Substance	03/18/2024	Cash		Cash Forfeiture	Administrative Forfeiture	931	---	10	921
Controlled Substance	06/27/2024	Cash		Cash Forfeiture	Administrative Forfeiture	2,454	---	1,227	1,227
Controlled Substance	01/02/2024	Cash		Cash Forfeiture	Administrative Forfeiture	1,271	---	---	1,271
Controlled Substance	03/19/2024	Vehicle	2004 Chevrolet Tahoe	Property Sold	Administrative Forfeiture	1,325	---	---	1,325
Controlled Substance	10/10/2024	Cash		Cash Forfeiture	Administrative Forfeiture	1,669	---	---	1,669
Controlled Substance	03/20/2024	Vehicle	2007 Chevrolet Tahoe	Property Sold	Judicial Forfeiture	3,451	115	---	3,336
Controlled Substance	08/29/2024	Cash		Cash Forfeiture	Administrative Forfeiture	29,254	---	---	29,254
Agency Total						\$44,450	\$134	\$1,237	\$43,098
Carlton County Sheriff's Office									
Controlled Substance	01/18/2024	Vehicle	2011 Ford Escape	Returned to Owner	Agreement	---	---	---	---
Fleeing a Peace Officer	03/01/2024	ATV	2023 Can-Am Maverick 1000R 4X4	Returned to Owner	Court Ordered Return	150	150	---	---
Controlled Substance	12/11/2024	Vehicle	2008 Buick Lucerne	Returned to Lienholder	Agreement	150	150	---	---
Fleeing a Peace Officer	12/11/2024	Vehicle	2008 Acura TL	Returned to Owner	Agreement	175	175	---	---
DUI-Related	11/26/2024	Vehicle	2004 Toyota 4Runner	Returned to Owner	Agreement	175	175	---	---
Fleeing a Peace Officer	01/30/2024	Motorcycle	2006 Suzuki GSXR750	Returned to Owner	Agreement	200	200	---	---
DUI-Related	10/03/2024	Vehicle	2013 Ford F250	Returned to Lienholder	Agreement	210	210	---	---
Controlled Substance	01/18/2024	Cash		Returned to Owner	Agreement	2,949	---	2,949	---
Agency Total						\$4,009	\$1,060	\$2,949	\$---

*When expenses exceed the gross amount received, the net proceeds available for distribution are shown as zero.

Table 2A
Property Seized Subject to State Forfeiture - Final Disposition - 2024
Sorted by Agency and Net Proceeds

Entity and Crime	Disposition Date	Type of Property	Property Detail	Disposition of Property	Basis of Disposition	Gross Sales	Expenses Paid	Amount Returned	Net Proceeds*
Carver County Sheriff's Office									
DUI-Related	01/24/2024	Vehicle	2014 Dodge Ram	Returned to Owner	Agreement	348	348	---	---
Solicitation of Children	09/30/2024	Vehicle	2018 Mazda CX-9 4WD	Returned to Owner	Agreement	452	202	---	250
DUI-Related	07/02/2024	Vehicle	2016 Lincoln MKX AWD	Returned to Owner	Agreement	477	227	---	250
DUI-Related	02/23/2024	Vehicle	2015 Subaru Outback AWD	Returned to Owner	Agreement	487	237	---	250
Vehicular Operation	09/30/2024	Vehicle	1984 Jeep Wrangler 2WD	Returned to Owner	Agreement	762	512	---	250
Agency Total						\$2,526	\$1,526	\$---	\$1,000
CEE-VI Drug Task Force									
Controlled Substance	10/16/2024	Firearm	Stevens - 0.41 Caliber - Shotgun	Property Destroyed	Administrative Forfeiture	---	---	---	---
Controlled Substance	10/16/2024	Firearm	Pioneer - 0.41 Caliber - Shotgun	Property Destroyed	Administrative Forfeiture	---	---	---	---
Controlled Substance	08/12/2024	Firearm	Polymer 80 - 9 Millimeter - Pistol	Property Destroyed	Administrative Forfeiture	---	---	---	---
Controlled Substance	08/09/2024	Firearm	Phoenix Arms - 0.22 Caliber - Rifle	Property Abandoned	Agreement	---	---	---	---
Controlled Substance	07/22/2024	Firearm	Ruger - 0.44 Caliber - Revolver	Property Destroyed	Administrative Forfeiture	---	---	---	---
Controlled Substance	07/22/2024	Firearm	Mossberg - 20 Gauge - Shotgun	Property Destroyed	Administrative Forfeiture	---	---	---	---
Controlled Substance	07/22/2024	Firearm	Winchester - 0.22 Caliber - Rifle	Property Destroyed	Administrative Forfeiture	---	---	---	---
Controlled Substance	07/22/2024	Firearm	Stevens Jr. - 0.22 Caliber - Rifle	Property Destroyed	Administrative Forfeiture	---	---	---	---
Controlled Substance	07/22/2024	Firearm	Stevens - 0.22 Caliber - Rifle	Property Destroyed	Administrative Forfeiture	---	---	---	---
Controlled Substance	07/22/2024	Other		Property Destroyed	Administrative Forfeiture	---	---	---	---
Controlled Substance	06/25/2024	Other		Property Destroyed	Administrative Forfeiture	---	---	---	---
Controlled Substance	07/31/2024	Other		Returned to Owner	Administrative Forfeiture	---	---	---	---
Controlled Substance	07/22/2024	Other		Property Destroyed	Administrative Forfeiture	---	---	---	---
Controlled Substance	08/09/2024	Other		Property Abandoned	Agreement	---	---	---	---
Controlled Substance	06/18/2024	Other		Returned to Owner	Administrative Forfeiture	---	---	---	---
Controlled Substance	02/23/2024	Other		Property Sold	Administrative Forfeiture	2	---	---	2
Controlled Substance	05/13/2024	Other		Property Sold	Administrative Forfeiture	5	---	---	5
Controlled Substance	01/16/2024	Other		Property Sold	Administrative Forfeiture	10	---	---	10
Controlled Substance	05/17/2024	Other		Property Sold	Administrative Forfeiture	25	---	---	25
Controlled Substance	01/01/2024	Other		Property Sold	Administrative Forfeiture	50	---	---	50
Controlled Substance	01/01/2024	Other		Property Sold	Administrative Forfeiture	50	---	---	50
Controlled Substance	02/07/2024	Other		Property Sold	Administrative Forfeiture	50	---	---	50
Controlled Substance	05/17/2024	Firearm	New England Firearms - 0.22 Caliber - Revolver	Property Sold	Administrative Forfeiture	100	---	---	100
Controlled Substance	09/30/2024	Other		Property Sold	Administrative Forfeiture	100	---	---	100
Controlled Substance	05/17/2024	Firearm	Glenfield - 0.22 Caliber - Rifle	Property Sold	Administrative Forfeiture	125	---	---	125
Controlled Substance	01/16/2024	Firearm	Bersa - 0.38 Caliber - Pistol	Property Sold	Administrative Forfeiture	125	---	---	125

*When expenses exceed the gross amount received, the net proceeds available for distribution are shown as zero.

Table 2A
Property Seized Subject to State Forfeiture - Final Disposition - 2024
Sorted by Agency and Net Proceeds

Entity and Crime	Disposition Date	Type of Property	Property Detail	Disposition of Property	Basis of Disposition	Gross Sales	Expenses Paid	Amount Returned	Net Proceeds*
CEE-VI Drug Task Force (Continued)									
Controlled Substance	10/16/2024	Firearm	Ruger - 0.38 Caliber - Pistol	Property Sold	Administrative Forfeiture	125	---	---	125
Controlled Substance	10/16/2024	Firearm	Francolin Intl. Arms Co. - 12 Gauge - Shotgun	Property Sold	Administrative Forfeiture	125	---	---	125
Controlled Substance	08/12/2024	Vehicle	2005 Chrysler 300 M	Property Sold	Administrative Forfeiture	300	167	---	133
Controlled Substance	02/21/2024	Firearm	Taurus - 0.38 Caliber - Revolver	Property Sold	Administrative Forfeiture	180	---	---	180
Controlled Substance	05/17/2024	Firearm	Remington Guns - 0.2 Caliber - Shotgun	Property Sold	Administrative Forfeiture	200	---	---	200
Controlled Substance	09/30/2024	Firearm	Savage - 0.22 Caliber - Rifle	Property Sold	Administrative Forfeiture	200	---	---	200
Controlled Substance	09/30/2024	Firearm	H&R - 0.41 Caliber - Shotgun	Property Sold	Administrative Forfeiture	200	---	---	200
Controlled Substance	09/30/2024	Firearm	Mossberg - 0.2 Caliber - Shotgun	Property Sold	Administrative Forfeiture	200	---	---	200
Controlled Substance	05/17/2024	Other		Property Sold	Administrative Forfeiture	200	---	---	200
Controlled Substance	09/12/2024	Firearm	Radikal - 12 Gauge - Shotgun	Property Sold	Administrative Forfeiture	210	---	---	210
Controlled Substance	05/17/2024	Firearm	Henry Repeating Rifle Company - 0.22 Caliber - Rifle	Property Sold	Administrative Forfeiture	250	---	---	250
Controlled Substance	05/17/2024	Firearm	Browning - 12 Gauge - Shotgun	Property Sold	Administrative Forfeiture	250	---	---	250
Controlled Substance	01/01/2024	Firearm	Smith and Wesson - 0.38 Caliber - Pistol	Property Sold	Administrative Forfeiture	250	---	---	250
Controlled Substance	10/16/2024	Firearm	Winchester - 12 Gauge - Shotgun	Property Sold	Administrative Forfeiture	250	---	---	250
Controlled Substance	05/13/2024	Firearm	Remington Guns - 12 Gauge - Shotgun	Property Sold	Administrative Forfeiture	270	---	---	270
Controlled Substance	05/17/2024	Firearm	Glock - 9 Millimeter - Pistol	Property Sold	Administrative Forfeiture	275	---	---	275
Controlled Substance	05/17/2024	Firearm	Glock - 9 Millimeter - Pistol	Property Sold	Administrative Forfeiture	275	---	---	275
Controlled Substance	05/17/2024	Firearm	Ruger - 0.22 Caliber - Pistol	Property Sold	Administrative Forfeiture	275	---	---	275
Controlled Substance	05/17/2024	Firearm	Howa - 0.24 Caliber - Rifle	Property Sold	Administrative Forfeiture	275	---	---	275
Controlled Substance	05/17/2024	Firearm	Remington Guns - 12 Gauge - Shotgun	Property Sold	Administrative Forfeiture	300	---	---	300
Controlled Substance	05/17/2024	Firearm	Winchester - 12 Gauge - Shotgun	Property Sold	Administrative Forfeiture	300	---	---	300
Controlled Substance	01/01/2024	Firearm	Smith and Wesson - 0.36 Caliber - Revolver	Property Sold	Administrative Forfeiture	300	---	---	300
Controlled Substance	05/17/2024	Firearm	Howa - 0.25 Caliber - Rifle	Property Sold	Administrative Forfeiture	325	---	---	325
Controlled Substance	08/15/2024	Firearm	Glock - 9 Millimeter - Pistol	Property Sold	Administrative Forfeiture	325	---	---	325
Controlled Substance	01/16/2024	Firearm	Glock - 0.4 Caliber - Pistol	Property Sold	Administrative Forfeiture	340	---	---	340
Controlled Substance	02/07/2024	Cash		Cash Forfeiture	Administrative Forfeiture	348	---	---	348
Controlled Substance	05/17/2024	Firearm	Ruger - 0.36 Caliber - Revolver	Property Sold	Administrative Forfeiture	350	---	---	350
Controlled Substance	05/17/2024	Firearm	Smith and Wesson - 0.36 Caliber - Revolver	Property Sold	Administrative Forfeiture	350	---	---	350
Controlled Substance	05/17/2024	Firearm	Savage - 7 Millimeter - Rifle	Property Sold	Administrative Forfeiture	350	---	---	350
Controlled Substance	02/14/2024	Firearm	Ruger - 0.5 Caliber - Pistol	Property Sold	Administrative Forfeiture	450	---	---	450
Controlled Substance	09/30/2024	Firearm	Savage - 0.22 Caliber - Rifle	Property Sold	Administrative Forfeiture	500	---	---	500
Controlled Substance	05/17/2024	Firearm	Mauser - 8 Millimeter - Rifle	Property Sold	Administrative Forfeiture	600	---	---	600
Controlled Substance	09/13/2024	Cash		Cash Forfeiture	Administrative Forfeiture	763	---	---	763
Controlled Substance	09/13/2024	Cash		Cash Forfeiture	Administrative Forfeiture	810	---	---	810

*When expenses exceed the gross amount received, the net proceeds available for distribution are shown as zero.

Table 2A
Property Seized Subject to State Forfeiture - Final Disposition - 2024
Sorted by Agency and Net Proceeds

Entity and Crime	Disposition Date	Type of Property	Property Detail	Disposition of Property	Basis of Disposition	Gross Sales	Expenses Paid	Amount Returned	Net Proceeds*
CEE-VI Drug Task Force (Continued)									
Controlled Substance	05/15/2024	Cash		Cash Forfeiture	Administrative Forfeiture	838	---	---	838
Controlled Substance	01/24/2024	Cash		Cash Forfeiture	Administrative Forfeiture	920	---	---	920
Controlled Substance	07/24/2024	Cash		Cash Forfeiture	Administrative Forfeiture	1,007	---	---	1,007
Controlled Substance	01/01/2024	Cash		Cash Forfeiture	Administrative Forfeiture	1,140	---	---	1,140
Controlled Substance	10/15/2024	Cash		Cash Forfeiture	Administrative Forfeiture	1,431	---	---	1,431
Controlled Substance	07/24/2024	Vehicle	2006 Chrysler 300C/SRT-8	Property Sold	Administrative Forfeiture	2,075	623	---	1,452
Controlled Substance	02/21/2024	Cash		Cash Forfeiture	Administrative Forfeiture	2,571	---	---	2,571
Controlled Substance	05/17/2024	Cash		Cash Forfeiture	Administrative Forfeiture	2,885	---	---	2,885
Controlled Substance	08/06/2024	Vehicle	1998 Cadillac Eldorado	Property Sold	Administrative Forfeiture	3,625	253	---	3,372
Controlled Substance	02/07/2024	Cash		Cash Forfeiture	Administrative Forfeiture	5,813	---	---	5,813
Agency Total						\$33,668	\$1,043	\$---	\$32,625
Centennial Lakes Police Department									
DUI-Related	12/31/2024	Vehicle	2002 Ford F150	Property Abandoned	Administrative Forfeiture	---	---	---	---
DUI-Related	12/31/2024	Vehicle	2007 Dodge Caravan	Property Abandoned	Administrative Forfeiture	---	---	---	---
DUI-Related	05/16/2024	Vehicle	2011 Dodge Ram	Returned per Agreement	Agreement	100	100	---	---
DUI-Related	01/01/2024	Vehicle	2017 Chevrolet Malibu	Returned per Agreement	Agreement	100	100	---	---
DUI-Related	01/01/2024	Vehicle	2014 Dodge Charger	Returned per Agreement	Agreement	100	100	---	---
DUI-Related	01/30/2024	Vehicle	2004 Ford Focus	Property Sold	Administrative Forfeiture	400	40	---	360
DUI-Related	01/30/2024	Vehicle	2005 Chrysler Town and Country	Property Sold	Administrative Forfeiture	475	48	---	427
DUI-Related	01/30/2024	Vehicle	2002 Dodge Grand Caravan	Property Sold	Administrative Forfeiture	475	48	---	427
Controlled Substance	03/15/2024	Cash		Cash Forfeiture	Administrative Forfeiture	538	---	---	538
DUI-Related	01/30/2024	Vehicle	2000 Ford Expedition	Property Sold	Administrative Forfeiture	600	60	---	540
Controlled Substance	03/15/2024	Cash		Cash Forfeiture	Administrative Forfeiture	826	---	---	826
DUI-Related	01/30/2024	Vehicle	2005 Cadillac Escalade AWD	Property Sold	Administrative Forfeiture	1,150	115	---	1,035
Controlled Substance	03/14/2024	Cash		Cash Forfeiture	Administrative Forfeiture	1,229	---	---	1,229
DUI-Related	01/30/2024	Vehicle	2017 Ford Focus	Property Sold	Administrative Forfeiture	2,175	218	---	1,957
DUI-Related	01/30/2024	Vehicle	2017 Chevrolet Silverado	Property Sold	Administrative Forfeiture	7,125	713	---	6,412
Agency Total						\$15,293	\$1,542	\$---	\$13,751
Central Minnesota Violent Offenders Task Force									
Controlled Substance	05/09/2024	Firearm	NA - 0.22 Caliber - Rifle	Property Destroyed	Administrative Forfeiture	---	---	---	---
Controlled Substance	05/09/2024	Firearm	NA - 0.22 Caliber - Rifle	Property Destroyed	Administrative Forfeiture	---	---	---	---
Controlled Substance	05/09/2024	Firearm	Sig Sauer - 0.45 Caliber - Pistol	Returned to Owner	Administrative Forfeiture	---	---	---	---
Controlled Substance	03/26/2024	Cash		Returned to Owner	Administrative Forfeiture	396	---	396	---

*When expenses exceed the gross amount received, the net proceeds available for distribution are shown as zero.

Table 2A
Property Seized Subject to State Forfeiture - Final Disposition - 2024
Sorted by Agency and Net Proceeds

Entity and Crime	Disposition Date	Type of Property	Property Detail	Disposition of Property	Basis of Disposition	Gross Sales	Expenses Paid	Amount Returned	Net Proceeds*
Central Minnesota Violent Offenders Task Force (Continued)									
Controlled Substance	03/26/2024	Cash		Returned to Owner	Administrative Forfeiture	417	---	417	---
Controlled Substance	03/26/2024	Cash		Returned to Owner	Administrative Forfeiture	1,500	---	1,500	---
Controlled Substance	04/08/2024	Cash		Returned to Owner	Administrative Forfeiture	3,105	---	3,105	---
Controlled Substance	05/09/2024	Firearm	DPMS - 0.3 Caliber - Rifle	Property Sold	Administrative Forfeiture	134	---	---	134
Controlled Substance	05/09/2024	Firearm	Kel-Tec - 0.4 Caliber - Carbine	Property Sold	Administrative Forfeiture	134	---	---	134
Controlled Substance	05/09/2024	Firearm	Black Rain - 0.45 Caliber - Pistol	Property Sold	Administrative Forfeiture	134	---	---	134
Controlled Substance	05/09/2024	Firearm	Marlin - 0.22 Caliber - Rifle	Property Sold	Administrative Forfeiture	134	---	---	134
Controlled Substance	05/09/2024	Firearm	Traditions - 0.5 Caliber - Unknown	Property Sold	Administrative Forfeiture	135	---	---	135
Controlled Substance	05/09/2024	Firearm	Mossberg - 20 Gauge - Shotgun	Property Sold	Administrative Forfeiture	135	---	---	135
Controlled Substance	05/09/2024	Firearm	CAI Tokarev - 0.25 Caliber - Pistol	Property Sold	Administrative Forfeiture	135	---	---	135
Controlled Substance	05/09/2024	Firearm	Raven Arms - 0.25 Caliber - Pistol	Property Sold	Administrative Forfeiture	135	---	---	135
Controlled Substance	05/09/2024	Firearm	Mossberg - 12 Gauge - Shotgun	Property Sold	Administrative Forfeiture	135	---	---	135
Controlled Substance	05/09/2024	Firearm	Glock - 0.4 Caliber - Pistol	Property Sold	Administrative Forfeiture	135	---	---	135
Controlled Substance	05/09/2024	Firearm	Intratec - 9 Millimeter - Pistol	Property Sold	Administrative Forfeiture	135	---	---	135
Controlled Substance	05/09/2024	Firearm	DPMS - 0.22 Caliber - Rifle	Property Sold	Administrative Forfeiture	135	---	---	135
Controlled Substance	05/09/2024	Firearm	Hi-Point - 0.22 Caliber - Rifle	Property Sold	Administrative Forfeiture	135	---	---	135
Controlled Substance	05/09/2024	Firearm	Glock - 9 Millimeter - Pistol	Property Sold	Administrative Forfeiture	136	---	---	136
Controlled Substance	05/09/2024	Firearm	Ruger - 0.22 Caliber - Pistol	Property Sold	Administrative Forfeiture	136	---	---	136
Controlled Substance	05/09/2024	Firearm	Mossberg - 12 Gauge - Shotgun	Property Sold	Administrative Forfeiture	136	---	---	136
Controlled Substance	05/09/2024	Firearm	Connecticut Valley Arms, Inc. - 0.45 Caliber - Rifle	Property Sold	Administrative Forfeiture	136	---	---	136
Controlled Substance	05/09/2024	Firearm	Savage - 12 Gauge - Shotgun	Property Sold	Administrative Forfeiture	136	---	---	136
Controlled Substance	05/09/2024	Firearm	Glock - 0.45 Caliber - Pistol	Property Sold	Administrative Forfeiture	136	---	---	136
Controlled Substance	05/09/2024	Firearm	1935 Herstal-Belgique - 99 BB - Rifle	Property Sold	Administrative Forfeiture	137	---	---	137
Controlled Substance	05/09/2024	Firearm	Springfield - 0.45 Caliber - Pistol	Property Sold	Administrative Forfeiture	137	---	---	137
Controlled Substance	05/09/2024	Firearm	Glock - 0.45 Caliber - Pistol	Property Sold	Administrative Forfeiture	137	---	---	137
Controlled Substance	05/09/2024	Firearm	Springfield - 0.45 Caliber - Pistol	Property Sold	Administrative Forfeiture	137	---	---	137
Controlled Substance	05/09/2024	Firearm	Savage - 12 Gauge - Shotgun	Property Sold	Administrative Forfeiture	137	---	---	137
Controlled Substance	05/09/2024	Firearm	Western Field - 12 Gauge - Shotgun	Property Sold	Administrative Forfeiture	146	---	---	146
Controlled Substance	05/09/2024	Firearm	Ruger - 9 Millimeter - Pistol	Property Sold	Administrative Forfeiture	146	---	---	146
Controlled Substance	05/09/2024	Firearm	Heritage - 0.22 Caliber - Revolver	Property Sold	Administrative Forfeiture	146	---	---	146
Controlled Substance	05/09/2024	Firearm	Rock Island Armory - 0.45 Caliber - Pistol	Property Sold	Administrative Forfeiture	146	---	---	146
Controlled Substance	05/09/2024	Firearm	Ruger - 6 Millimeter - Rifle	Property Sold	Administrative Forfeiture	146	---	---	146
Controlled Substance	05/09/2024	Firearm	Smith and Wesson - 9 Millimeter - Pistol	Property Sold	Administrative Forfeiture	146	---	---	146
Controlled Substance	05/09/2024	Firearm	Smith and Wesson - 0.36 Caliber - Revolver	Property Sold	Administrative Forfeiture	146	---	---	146

*When expenses exceed the gross amount received, the net proceeds available for distribution are shown as zero.

Table 2A
Property Seized Subject to State Forfeiture - Final Disposition - 2024
Sorted by Agency and Net Proceeds

Entity and Crime	Disposition Date	Type of Property	Property Detail	Disposition of Property	Basis of Disposition	Gross Sales	Expenses Paid	Amount Returned	Net Proceeds*
Central Minnesota Violent Offenders Task Force (Continued)									
Controlled Substance	05/09/2024	Firearm	Anderson - 8 Millimeter - Rifle	Property Sold	Administrative Forfeiture	146	---	---	146
Controlled Substance	05/09/2024	Firearm	Mossberg - 12 Gauge - Shotgun	Property Sold	Administrative Forfeiture	146	---	---	146
Controlled Substance	05/09/2024	Firearm	American Tactical - 0.5 Caliber - Rifle	Property Sold	Administrative Forfeiture	146	---	---	146
Controlled Substance	05/09/2024	Firearm	Smith and Wesson - 0.38 Caliber - Pistol	Property Sold	Administrative Forfeiture	147	---	---	147
Controlled Substance	05/09/2024	Firearm	Glock - 9 Millimeter - Pistol	Property Sold	Administrative Forfeiture	147	---	---	147
Controlled Substance	05/09/2024	Firearm	Taurus - 0.38 Caliber - Revolver	Property Sold	Administrative Forfeiture	147	---	---	147
Controlled Substance	02/20/2024	Cash		Cash Forfeiture	Administrative Forfeiture	200	---	---	200
Controlled Substance	07/29/2024	Vehicle	2007 Lincoln MKZ AWD	Property Sold	Administrative Forfeiture	500	---	---	500
Controlled Substance	02/07/2024	Cash		Cash Forfeiture	Administrative Forfeiture	600	---	---	600
Controlled Substance	04/05/2024	Cash		Cash Forfeiture	Administrative Forfeiture	698	---	---	698
Controlled Substance	02/08/2024	Cash		Cash Forfeiture	Administrative Forfeiture	707	---	---	707
Controlled Substance	01/16/2024	Cash		Cash Forfeiture	Administrative Forfeiture	741	---	---	741
Controlled Substance	04/05/2024	Cash		Cash Forfeiture	Administrative Forfeiture	1,303	---	---	1,303
Controlled Substance	01/17/2024	Cash		Cash Forfeiture	Administrative Forfeiture	5,421	---	500	4,921
Controlled Substance	07/25/2024	Cash		Cash Forfeiture	Administrative Forfeiture	6,435	---	---	6,435
Controlled Substance	07/05/2024	Cash		Cash Forfeiture	Administrative Forfeiture	27,241	---	---	27,241
Controlled Substance	05/13/2024	Cash		Cash Forfeiture	Administrative Forfeiture	33,462	---	---	33,462
Agency Total						\$87,879	\$---	\$5,918	\$81,961
Champlin Police Department									
DUI-Related	10/04/2024	Vehicle	2015 Lexus GS 350	Returned per Agreement	Administrative Forfeiture	425	---	---	425
Fleeing a Peace Officer	10/25/2024	Vehicle	2018 Chevrolet Silverado	Returned to Lienholder	Administrative Forfeiture	446	---	---	446
Fleeing a Peace Officer	12/04/2024	Vehicle	2022 Dodge Challenger	Returned to Lienholder	Administrative Forfeiture	450	---	---	450
DUI-Related	08/05/2024	Vehicle	2007 Chevrolet Silverado	Returned per Agreement	Agreement	475	---	---	475
DUI-Related	09/09/2024	Vehicle	2023 Buick Encore	Returned per Agreement	Administrative Forfeiture	475	---	---	475
Agency Total						\$2,271	\$---	\$---	\$2,271
Chaska Police Department									
DUI-Related	06/20/2024	Cash		Cash Forfeiture	Agreement	500	---	---	500
Agency Total						\$500	\$---	\$---	\$500

*When expenses exceed the gross amount received, the net proceeds available for distribution are shown as zero.

Table 2A
Property Seized Subject to State Forfeiture - Final Disposition - 2024
Sorted by Agency and Net Proceeds

Entity and Crime	Disposition Date	Type of Property	Property Detail	Disposition of Property	Basis of Disposition	Gross Sales	Expenses Paid	Amount Returned	Net Proceeds*
Chisago County Sheriff's Office									
Fleeing a Peace Officer	11/28/2024	Vehicle	2006 Subaru WRX	Returned to Owner	Court Ordered Return	177	177	---	---
Fleeing a Peace Officer	12/06/2024	Vehicle	2023 Toyota RAV4	Returned to Owner	Court Ordered Return	216	216	---	---
DUI-Related	12/26/2024	Vehicle	2003 Chevrolet Silverado	Returned to Owner	Court Ordered Return	258	258	---	---
DUI-Related	02/05/2024	Vehicle	2002 GMC Sierra 1500	Returned to Owner	Court Ordered Return	306	306	---	---
Fleeing a Peace Officer	02/27/2024	Vehicle	1999 Chevrolet Silverado	Returned to Owner	Court Ordered Return	358	358	---	---
Controlled Substance	08/12/2024	Cash		Cash Forfeiture	Administrative Forfeiture	184	---	---	184
Fleeing a Peace Officer	08/07/2024	Vehicle	2006 Chrysler 300C AWD	Property Sold	Administrative Forfeiture	1,358	221	---	1,137
DUI-Related	07/15/2024	Motorcycle	2008 Buell 1125R	Property Sold	Administrative Forfeiture	2,225	293	---	1,932
DUI-Related	07/19/2024	Vehicle	2007 Ford F150	Property Sold	Administrative Forfeiture	2,024	29	---	1,995
Fleeing a Peace Officer	07/15/2024	Motorcycle	2006 Kawasaki Ninja ZX6R ZX636	Property Sold	Administrative Forfeiture	2,330	202	---	2,128
Fleeing a Peace Officer	07/19/2024	Motorcycle	2004 Yamaha YZF R6	Property Sold	Judicial Forfeiture	2,425	245	---	2,180
Fleeing a Peace Officer	07/12/2024	Motorcycle	2004 Honda CB1000R	Property Sold	Administrative Forfeiture	2,825	454	---	2,371
DUI-Related	07/22/2024	Vehicle	2015 Ford Escape	Property Sold	Administrative Forfeiture	3,650	178	---	3,472
Fleeing a Peace Officer	07/23/2024	Vehicle	2014 Ford Mustang	Property Sold	Administrative Forfeiture	7,500	189	---	7,311
Agency Total						\$25,836	\$3,126	\$---	\$22,710
Clay County Sheriff's Office									
Fleeing a Peace Officer	09/28/2024	Vehicle	2006 Pontiac Grand Prix	Property Sold	Judicial Forfeiture	250	156	---	94
Fleeing a Peace Officer	09/28/2024	Vehicle	2011 Ford Focus	Property Sold	Judicial Forfeiture	425	234	---	191
Controlled Substance	05/22/2024	Cash		Cash Forfeiture	Administrative Forfeiture	193	---	---	193
Controlled Substance	05/22/2024	Cash		Cash Forfeiture	Administrative Forfeiture	330	---	---	330
Controlled Substance	06/26/2024	Cash		Cash Forfeiture	Administrative Forfeiture	445	---	---	445
Controlled Substance	05/22/2024	Cash		Cash Forfeiture	Administrative Forfeiture	1,223	---	---	1,223
DUI-Related	04/27/2024	Vehicle	2007 Dodge Charger	Property Sold	Administrative Forfeiture	2,450	470	---	1,980
DUI-Related	09/28/2024	Vehicle	2004 Dodge Ram	Property Sold	Administrative Forfeiture	2,500	339	---	2,161
Controlled Substance	09/28/2024	Vehicle	2010 Chevrolet Silverado	Property Sold	Administrative Forfeiture	3,600	416	---	3,184
Controlled Substance	04/02/2024	Cash		Cash Forfeiture	Administrative Forfeiture	3,820	---	---	3,820
Controlled Substance	05/22/2024	Cash		Cash Forfeiture	Administrative Forfeiture	5,782	---	---	5,782
Controlled Substance	05/22/2024	Cash		Cash Forfeiture	Administrative Forfeiture	8,710	---	---	8,710
Controlled Substance	06/18/2024	Cash		Cash Forfeiture	Administrative Forfeiture	9,070	---	---	9,070
Agency Total						\$38,798	\$1,615	\$---	\$37,183

*When expenses exceed the gross amount received, the net proceeds available for distribution are shown as zero.

Table 2A
Property Seized Subject to State Forfeiture - Final Disposition - 2024
Sorted by Agency and Net Proceeds

Entity and Crime	Disposition Date	Type of Property	Property Detail	Disposition of Property	Basis of Disposition	Gross Sales	Expenses Paid	Amount Returned	Net Proceeds*
Cloquet Police Department									
Controlled Substance	02/21/2024	Cash		Cash Forfeiture	Administrative Forfeiture	123	---	---	123
Controlled Substance	02/21/2024	Cash		Cash Forfeiture	Administrative Forfeiture	370	---	---	370
Agency Total						\$493	\$---	\$---	\$493
Cold Spring Police Department									
Controlled Substance	11/07/2024	Cash		Cash Forfeiture	Administrative Forfeiture	2,795	---	---	2,795
Agency Total						\$2,795	\$---	\$---	\$2,795
Columbia Heights Police Department									
Controlled Substance	12/17/2024	Firearm	Taurus - 9 Millimeter - Pistol	Property Destroyed	Administrative Forfeiture	---	---	---	---
Agency Total						\$---	\$---	\$---	\$---

*When expenses exceed the gross amount received, the net proceeds available for distribution are shown as zero.

Table 2A
Property Seized Subject to State Forfeiture - Final Disposition - 2024
Sorted by Agency and Net Proceeds

Entity and Crime	Disposition Date	Type of Property	Property Detail	Disposition of Property	Basis of Disposition	Gross Sales	Expenses Paid	Amount Returned	Net Proceeds*
Coon Rapids Police Department									
Fleeing a Peace Officer	03/21/2024	Motorcycle	2004 Honda CBR600RR	Returned to Owner	Administrative Forfeiture	128	128	---	---
DUI-Related	03/13/2024	Vehicle	2004 Honda Civic 4Dr	Returned to Owner	Agreement	160	160	---	---
DUI-Related	09/19/2024	Vehicle	2010 Chevrolet Malibu	Property Sold	Administrative Forfeiture	230	1,118	---	---
DUI-Related	07/31/2024	Vehicle	2004 Honda Accord	Salvage Yard	Administrative Forfeiture	300	1,100	---	---
DUI-Related	07/31/2024	Vehicle	2011 Chevrolet Impala	Returned to Owner	Agreement	340	340	---	---
DUI-Related	08/15/2024	Vehicle	2009 Nissan Sentra	Salvage Yard	Administrative Forfeiture	350	997	---	---
DUI-Related	12/10/2024	Vehicle	2009 Nissan Altima	Returned per Agreement	Agreement	475	475	---	---
DUI-Related	08/15/2024	Vehicle	2012 Chevrolet Malibu	Returned per Agreement	Agreement	480	630	---	---
DUI-Related	09/19/2024	Vehicle	2013 GMC Acadia AWD	Returned per Agreement	Agreement	500	500	---	---
DUI-Related	08/15/2024	Motorcycle	2005 Harley-Davidson Electra	Returned to Lienholder	Agreement	525	665	---	---
DUI-Related	05/02/2024	Vehicle	2014 Subaru Forester AWD	Returned per Agreement	Agreement	540	705	---	---
Fleeing a Peace Officer	05/02/2024	Vehicle	2015 Chevrolet Camaro	Returned to Lienholder	Agreement	608	608	---	---
DUI-Related	07/31/2024	Vehicle	2014 Chrysler Town and Country	Returned to Owner	Agreement	610	745	---	---
Fleeing a Peace Officer	12/10/2024	Vehicle	2016 Chevrolet Suburban	Returned to Owner	Agreement	655	655	---	---
DUI-Related	09/19/2024	Vehicle	2010 Chevrolet Impala	Property Sold	Administrative Forfeiture	715	1,071	---	---
DUI-Related	12/10/2024	Vehicle	2016 Ram 2500	Returned to Lienholder	Agreement	801	801	---	---
DUI-Related	04/15/2024	Vehicle	2017 Dodge Charger	Returned per Agreement	Agreement	855	985	---	---
DUI-Related	03/21/2024	Vehicle	2023 Nissan Rogue	Returned to Lienholder	Administrative Forfeiture	900	1,070	---	---
DUI-Related	12/10/2024	Vehicle	2021 Hyundai Sonata	Returned to Lienholder	Agreement	940	1,065	---	---
Controlled Substance	07/31/2024	Vehicle	2003 Toyota 4Runner	Property Sold	Administrative Forfeiture	1,075	1,021	---	54
DUI-Related	07/31/2024	Vehicle	2012 Chevrolet Malibu	Property Sold	Administrative Forfeiture	1,175	1,067	---	108
DUI-Related	07/31/2024	Vehicle	2007 Buick Lucerne FFV	Property Sold	Administrative Forfeiture	1,345	1,142	---	203
Controlled Substance	07/31/2024	Vehicle	2012 Jeep Grand Cherokee 2WD	Property Sold	Administrative Forfeiture	2,945	1,318	---	1,627
DUI-Related	07/31/2024	Vehicle	2009 Pontiac G6	Property Sold	Administrative Forfeiture	2,745	1,100	---	1,645
Controlled Substance	03/13/2024	Cash		Cash Forfeiture	Administrative Forfeiture	1,963	---	---	1,963
Controlled Substance	03/14/2024	Cash		Cash Forfeiture	Administrative Forfeiture	2,680	---	---	2,680
Controlled Substance	03/13/2024	Cash		Cash Forfeiture	Administrative Forfeiture	4,497	---	---	4,497
DUI-Related	07/31/2024	Vehicle	2013 Honda Accord	Property Sold	Administrative Forfeiture	5,975	1,032	---	4,943
Controlled Substance	03/13/2024	Cash		Cash Forfeiture	Administrative Forfeiture	7,880	---	---	7,880
Agency Total						\$42,392	\$20,498	\$---	\$25,600

*When expenses exceed the gross amount received, the net proceeds available for distribution are shown as zero.

Table 2A
Property Seized Subject to State Forfeiture - Final Disposition - 2024
Sorted by Agency and Net Proceeds

Entity and Crime	Disposition Date	Type of Property	Property Detail	Disposition of Property	Basis of Disposition	Gross Sales	Expenses Paid	Amount Returned	Net Proceeds*
Cottage Grove Police Department									
Fleeing a Peace Officer	08/13/2024	Vehicle	2016 Kia Soul	Returned to Owner	Agreement	110	110	---	---
Fleeing a Peace Officer	10/01/2024	Vehicle	2008 Dodge Magnum	Returned to Owner	Agreement	110	110	---	---
Possession of Theft Tools	01/04/2024	Vehicle	2000 Honda Accord	Returned to Owner	Judicial Forfeiture	200	200	---	---
Fleeing a Peace Officer	05/28/2024	Vehicle	2015 Kia Optima (2006 New Model)	Property Sold	Judicial Forfeiture	650	566	---	84
Fleeing a Peace Officer	05/01/2024	Vehicle	2009 Nissan Maxima	Property Sold	Judicial Forfeiture	700	246	---	454
Fleeing a Peace Officer	05/30/2024	Vehicle	2013 Hyundai Sonata (Y-3)	Property Sold	Judicial Forfeiture	800	326	---	474
Fleeing a Peace Officer	03/24/2024	Vehicle	2013 Dodge Dart	Property Sold	Judicial Forfeiture	1,025	475	---	550
DUI-Related	08/01/2024	Vehicle	2019 Jeep Cherokee 4WD	Returned to Owner	Agreement	829	110	---	719
Agency Total						\$4,424	\$2,143	\$---	\$2,281
Crosby Police Department									
Fleeing a Peace Officer	01/08/2024	Vehicle	1994 Buick Roadmaster Wagon	Returned to Owner	Court Ordered Return	---	---	---	---
Controlled Substance	05/22/2024	Vehicle	2007 Ford Taurus	Property Sold	Administrative Forfeiture	269	155	---	114
Controlled Substance	05/09/2024	Vehicle	1996 Honda Civic 4Dr	Property Sold	Administrative Forfeiture	280	158	---	122
Agency Total						\$549	\$313	\$---	\$236
Crow Wing County Sheriff's Office									
Controlled Substance	01/02/2024	Other		Returned to Owner	Administrative Forfeiture	---	---	---	---
Controlled Substance	06/10/2024	Cash		Cash Forfeiture	Administrative Forfeiture	696	---	---	696
Controlled Substance	01/02/2024	Cash		Cash Forfeiture	Administrative Forfeiture	1,656	---	---	1,656
Controlled Substance	01/02/2024	Cash		Cash Forfeiture	Administrative Forfeiture	2,740	---	---	2,740
Agency Total						\$5,092	\$---	\$---	\$5,092
Crystal Police Department									
DUI-Related	05/30/2024	Vehicle	2004 GMC Sierra C15 2WD FFV	Returned to Owner	Agreement	400	---	---	400
DUI-Related	05/30/2024	Vehicle	1999 Ford F150	Returned to Owner	Administrative Forfeiture	500	---	---	500
DUI-Related	05/30/2024	Vehicle	2013 Chevrolet Impala	Returned to Owner	Agreement	500	---	---	500
DUI-Related	05/30/2024	Vehicle	2011 Chevrolet Impala	Property Sold	Administrative Forfeiture	4,634	---	---	4,634
Agency Total						\$6,034	\$---	\$---	\$6,034
Dakota County Drug Task Force									
Controlled Substance	01/30/2024	Firearm	Armscor of the Phillippines - 0.45 Caliber - Pistol	Property Destroyed	Administrative Forfeiture	---	---	---	---
Controlled Substance	01/30/2024	Firearm	Unknown - 0.3 Caliber - Rifle	Property Destroyed	Administrative Forfeiture	---	---	---	---
Controlled Substance	09/20/2024	Firearm	Leinad - 0.41 Caliber - Pistol	Property Destroyed	Administrative Forfeiture	---	---	---	---
Controlled Substance	11/21/2024	Firearm	Smith and Wesson - 0.4 Caliber - Pistol	Returned to Owner	Agreement	---	---	---	---

*When expenses exceed the gross amount received, the net proceeds available for distribution are shown as zero.

Table 2A
Property Seized Subject to State Forfeiture - Final Disposition - 2024
Sorted by Agency and Net Proceeds

Entity and Crime	Disposition Date	Type of Property	Property Detail	Disposition of Property	Basis of Disposition	Gross Sales	Expenses Paid	Amount Returned	Net Proceeds*
Dakota County Drug Task Force (Continued)									
Controlled Substance	09/25/2024	Firearm	Glock - 9 Millimeter - Pistol	Property Destroyed	Administrative Forfeiture	---	---	---	---
Controlled Substance	09/25/2024	Firearm	Rock Island - 0.45 Caliber - Pistol	Property Destroyed	Administrative Forfeiture	---	---	---	---
Controlled Substance	08/19/2024	Firearm	Ruger - 9 Millimeter - Pistol	Property Destroyed	Administrative Forfeiture	---	---	---	---
Controlled Substance	09/20/2024	Firearm	Hi-Point - 9 Millimeter - Pistol	Property Destroyed	Administrative Forfeiture	---	---	---	---
Controlled Substance	06/24/2024	Firearm	Glock - 10 Millimeter - Pistol	Returned to Owner	Agreement	---	---	---	---
Controlled Substance	06/24/2024	Firearm	Glock - 0.4 Caliber - Pistol	Returned to Owner	Agreement	---	---	---	---
Controlled Substance	06/24/2024	Firearm	Glock - 0.22 Caliber - Pistol	Returned to Owner	Agreement	---	---	---	---
Controlled Substance	06/24/2024	Firearm	Glock - 0.36 Caliber - Pistol	Returned to Owner	Agreement	---	---	---	---
Controlled Substance	06/24/2024	Firearm	Glock - 0.38 Caliber - Pistol	Returned to Owner	Agreement	---	---	---	---
Controlled Substance	06/07/2024	Firearm	Glock - 9 Millimeter - Pistol	Property Destroyed	Administrative Forfeiture	---	---	---	---
Controlled Substance	06/24/2024	Firearm	Aero Precision - 0.22 Caliber - Rifle	Returned to Owner	Agreement	---	---	---	---
Controlled Substance	06/24/2024	Firearm	Glock - 9 Millimeter - Pistol	Returned to Owner	Agreement	---	---	---	---
Controlled Substance	06/24/2024	Firearm	Glock - 0.45 Caliber - Pistol	Returned to Owner	Agreement	---	---	---	---
Controlled Substance	06/24/2024	Firearm	Ruger - 6 Millimeter - Pistol	Returned to Owner	Agreement	---	---	---	---
Controlled Substance	05/29/2024	Firearm	Intratec - 9 Millimeter - Pistol	Property Destroyed	Administrative Forfeiture	---	---	---	---
Controlled Substance	05/13/2024	Firearm	A.A Arms - 9 Millimeter - Pistol	Property Destroyed	Administrative Forfeiture	---	---	---	---
Controlled Substance	06/27/2024	Firearm	Taurus - 9 Millimeter - Pistol	Property Destroyed	Administrative Forfeiture	---	---	---	---
Controlled Substance	05/22/2024	Firearm	Glock - 9 Millimeter - Pistol	Property Destroyed	Administrative Forfeiture	---	---	---	---
Controlled Substance	04/12/2024	Firearm	Taurus - 0.38 Caliber - Revolver	Property Destroyed	Administrative Forfeiture	---	---	---	---
Controlled Substance	04/11/2024	Firearm	Glock - 0.4 Caliber - Pistol	Property Destroyed	Administrative Forfeiture	---	---	---	---
Controlled Substance	04/12/2024	Firearm	Smith and Wesson - 9 Millimeter - Pistol	Property Destroyed	Administrative Forfeiture	---	---	---	---
Controlled Substance	05/30/2024	Firearm	Hawk Industries - 0.2 Caliber - Shotgun	Property Destroyed	Administrative Forfeiture	---	---	---	---
Controlled Substance	03/13/2024	Firearm	Smith and Wesson - 0.22 Caliber - Rifle	Property Destroyed	Administrative Forfeiture	---	---	---	---
Controlled Substance	03/27/2024	Firearm	Glock - 0.36 Caliber - Pistol	Property Destroyed	Administrative Forfeiture	---	---	---	---
Controlled Substance	01/16/2024	Firearm	Smith and Wesson - 0.22 Caliber - Rifle	Property Destroyed	Administrative Forfeiture	---	---	---	---
Controlled Substance	01/16/2024	Firearm	Smith and Wesson - 0.4 Caliber - Pistol	Property Destroyed	Administrative Forfeiture	---	---	---	---
Controlled Substance	04/23/2024	Cash		Returned to Owner	Administrative Forfeiture	1,200	---	1,200	---
Controlled Substance	11/21/2024	Cash		Returned to Owner	Agreement	2,336	---	2,336	---
Controlled Substance	06/27/2024	Cash		Returned to Owner	Agreement	6,281	---	6,281	---
Controlled Substance	03/04/2024	Cash		Returned to Owner	Administrative Forfeiture	20,558	---	20,558	---
Controlled Substance	01/16/2024	Cash		Cash Forfeiture	Administrative Forfeiture	240	---	---	240
Controlled Substance	01/08/2024	Cash		Cash Forfeiture	Administrative Forfeiture	499	---	---	499
Controlled Substance	11/22/2024	Cash		Cash Forfeiture	Administrative Forfeiture	897	---	---	897
Controlled Substance	04/11/2024	Cash		Cash Forfeiture	Administrative Forfeiture	950	---	---	950

*When expenses exceed the gross amount received, the net proceeds available for distribution are shown as zero.

Table 2A
Property Seized Subject to State Forfeiture - Final Disposition - 2024
Sorted by Agency and Net Proceeds

Entity and Crime	Disposition Date	Type of Property	Property Detail	Disposition of Property	Basis of Disposition	Gross Sales	Expenses Paid	Amount Returned	Net Proceeds*
Dakota County Drug Task Force (Continued)									
Controlled Substance	03/07/2024	Cash		Cash Forfeiture	Administrative Forfeiture	7,705	6,700	---	1,005
Controlled Substance	04/05/2024	Cash		Cash Forfeiture	Administrative Forfeiture	1,374	---	---	1,374
Controlled Substance	05/22/2024	Cash		Cash Forfeiture	Administrative Forfeiture	1,683	---	---	1,683
Controlled Substance	01/16/2024	Cash		Cash Forfeiture	Administrative Forfeiture	1,763	---	---	1,763
Controlled Substance	10/15/2024	Cash		Cash Forfeiture	Judicial Forfeiture	2,320	---	---	2,320
Controlled Substance	04/18/2024	Cash		Cash Forfeiture	Administrative Forfeiture	2,359	---	---	2,359
Controlled Substance	10/11/2024	Cash		Cash Forfeiture	Administrative Forfeiture	2,578	---	---	2,578
Controlled Substance	01/05/2024	Cash		Cash Forfeiture	Administrative Forfeiture	2,600	---	---	2,600
Controlled Substance	09/20/2024	Cash		Cash Forfeiture	Administrative Forfeiture	2,878	---	---	2,878
Controlled Substance	06/21/2024	Cash		Cash Forfeiture	Administrative Forfeiture	3,525	---	---	3,525
Controlled Substance	02/22/2024	Cash		Cash Forfeiture	Agreement	11,041	---	4,416	6,625
Controlled Substance	09/25/2024	Cash		Cash Forfeiture	Administrative Forfeiture	8,900	---	---	8,900
Controlled Substance	01/30/2024	Cash		Cash Forfeiture	Administrative Forfeiture	9,413	---	---	9,413
Controlled Substance	02/01/2024	Cash		Cash Forfeiture	Agreement	30,932	---	12,000	18,932
Controlled Substance	03/27/2024	Cash		Cash Forfeiture	Administrative Forfeiture	33,830	---	---	33,830
Agency Total						\$155,862	\$6,700	\$46,791	\$102,371
Dakota County Sheriff's Office									
DUI-Related	07/03/2024	Vehicle	1999 Chevrolet Silverado	Returned to Owner	Agreement	---	---	---	---
DUI-Related	08/05/2024	Vehicle	2005 Chevrolet Tahoe	Returned to Owner	Agreement	---	---	---	---
DUI-Related	03/04/2024	Vehicle	2012 Volkswagen Jetta	Property Sold	Administrative Forfeiture	3,400	731	---	2,669
DUI-Related	03/04/2024	Vehicle	2005 Ford F250	Property Sold	Administrative Forfeiture	9,426	471	---	8,955
Agency Total						\$12,826	\$1,202	\$---	\$11,624
Deephaven Police Department									
DUI-Related	12/31/2024	Vehicle	2013 Mazda 3 4-Door	Returned to Owner	Agreement	---	---	---	---
Agency Total						\$---	\$---	\$---	\$---
Deer River Police Department									
DUI-Related	11/26/2024	Vehicle	2000 Chevrolet Silverado	Property Sold	Administrative Forfeiture	260	78	---	182
DUI-Related	11/26/2024	Vehicle	2012 Ford Edge	Property Sold	Administrative Forfeiture	2,600	780	---	1,820
Agency Total						\$2,860	\$858	\$---	\$2,002

*When expenses exceed the gross amount received, the net proceeds available for distribution are shown as zero.

Table 2A

Property Seized Subject to State Forfeiture - Final Disposition - 2024

Sorted by Agency and Net Proceeds

Entity and Crime	Disposition Date	Type of Property	Property Detail	Disposition of Property	Basis of Disposition	Gross Sales	Expenses Paid	Amount Returned	Net Proceeds*
Detroit Lakes Police Department									
Controlled Substance	03/29/2024	Cash		Cash Forfeiture	Administrative Forfeiture	9,901	---	---	9,901
Agency Total						\$9,901	\$---	\$---	\$9,901
Dilworth Police Department									
Fleeing a Peace Officer	04/15/2024	Vehicle	2007 Audi Q5 Hybrid	Returned to Owner	Court Ordered Return	---	---	---	---
DUI-Related	04/15/2024	Vehicle	2002 Ford Taurus	Property Destroyed	Administrative Forfeiture	---	---	---	---
DUI-Related	10/11/2024	Vehicle	2011 Mercury Mariner	Property Sold	Administrative Forfeiture	825	574	---	251
Controlled Substance	05/24/2024	Cash		Cash Forfeiture	Administrative Forfeiture	3,384	---	---	3,384
Controlled Substance	03/01/2024	Cash		Cash Forfeiture	Administrative Forfeiture	5,347	---	---	5,347
Controlled Substance	05/24/2024	Vehicle	2014 Chevrolet Malibu	Property Sold	Administrative Forfeiture	8,100	2,535	---	5,565
Controlled Substance	04/29/2024	Cash		Cash Forfeiture	Administrative Forfeiture	6,343	---	---	6,343
Agency Total						\$23,999	\$3,109	\$---	\$20,890
DNR, Enforcement Division									
Game and Fish Laws	08/27/2024	Crossbow		Property Sold	Administrative Forfeiture	14	2	---	12
Game and Fish Laws	08/27/2024	Crossbow		Property Sold	Administrative Forfeiture	66	10	---	56
Game and Fish Laws	08/27/2024	Crossbow		Property Sold	Administrative Forfeiture	85	13	---	72
Game and Fish Laws	08/27/2024	Crossbow		Property Sold	Administrative Forfeiture	90	13	---	77
Game and Fish Laws	08/27/2024	Crossbow		Property Sold	Administrative Forfeiture	90	13	---	77
Game and Fish Laws	10/07/2024	Firearm	Ithaca - 20 Gauge - Shotgun	Property Sold	Administrative Forfeiture	90	13	---	77
Game and Fish Laws	10/07/2024	Firearm	Thompson - 0.5 Caliber - Shotgun	Property Abandoned	Administrative Forfeiture	96	14	---	82
Game and Fish Laws	10/07/2024	Firearm	Savage - 12 Gauge - Shotgun	Property Sold	Administrative Forfeiture	100	15	---	85
Game and Fish Laws	10/07/2024	Firearm	Glenfield - 0.22 Caliber - Rifle	Property Sold	Administrative Forfeiture	100	15	---	85
Game and Fish Laws	08/27/2024	Crossbow		Property Sold	Administrative Forfeiture	110	16	---	94
Game and Fish Laws	10/07/2024	Crossbow		Property Sold	Administrative Forfeiture	120	18	---	102
Game and Fish Laws	10/07/2024	Firearm	Ithaca - 20 Gauge - Shotgun	Property Sold	Administrative Forfeiture	120	18	---	102
Game and Fish Laws	10/07/2024	Firearm	Remington Guns - 0.22 Caliber - Rifle	Property Sold	Administrative Forfeiture	121	18	---	103
Game and Fish Laws	10/07/2024	Firearm	Hatfield - 12 Gauge - Shotgun	Property Sold	Administrative Forfeiture	130	19	---	111
Game and Fish Laws	10/07/2024	Crossbow		Property Sold	Administrative Forfeiture	140	21	---	119
Game and Fish Laws	08/27/2024	Crossbow		Property Sold	Administrative Forfeiture	140	21	---	119
Game and Fish Laws	08/27/2024	Firearm	FIE - 20 Gauge - Shotgun	Property Sold	Administrative Forfeiture	143	21	---	122
Game and Fish Laws	08/27/2024	Firearm	Thompson - 0.5 Caliber - Shotgun	Property Sold	Administrative Forfeiture	160	24	---	136
Game and Fish Laws	10/07/2024	Firearm	Savage - 0.22 Caliber - Rifle	Property Sold	Administrative Forfeiture	160	24	---	136
Game and Fish Laws	10/07/2024	Firearm	H&R - 20 Gauge - Shotgun	Property Abandoned	Administrative Forfeiture	160	24	---	136

*When expenses exceed the gross amount received, the net proceeds available for distribution are shown as zero.

Table 2A
Property Seized Subject to State Forfeiture - Final Disposition - 2024
Sorted by Agency and Net Proceeds

Entity and Crime	Disposition Date	Type of Property	Property Detail	Disposition of Property	Basis of Disposition	Gross Sales	Expenses Paid	Amount Returned	Net Proceeds*
DNR, Enforcement Division (Continued)									
Game and Fish Laws	08/27/2024	Crossbow		Property Sold	Administrative Forfeiture	167	25	---	142
Game and Fish Laws	08/27/2024	Crossbow		Property Sold	Administrative Forfeiture	168	25	---	143
Game and Fish Laws	10/07/2024	Crossbow		Property Sold	Administrative Forfeiture	180	27	---	153
Game and Fish Laws	08/27/2024	Firearm	CVA - 0.5 Caliber - Shotgun	Property Sold	Administrative Forfeiture	180	27	---	153
Game and Fish Laws	08/27/2024	Firearm	Browning - 0.27 Caliber - Rifle	Property Sold	Administrative Forfeiture	180	27	---	153
Game and Fish Laws	08/27/2024	Firearm	Dickinson - 12 Gauge - Shotgun	Property Sold	Administrative Forfeiture	180	27	---	153
Game and Fish Laws	10/07/2024	Firearm	Optima - 0.5 Caliber - Shotgun	Property Sold	Administrative Forfeiture	180	27	---	153
Game and Fish Laws	08/27/2024	Crossbow		Property Sold	Administrative Forfeiture	181	27	---	154
Game and Fish Laws	08/27/2024	Firearm	BPI - 0.5 Caliber - Shotgun	Property Sold	Administrative Forfeiture	191	29	---	162
Game and Fish Laws	08/27/2024	Crossbow		Property Sold	Administrative Forfeiture	200	30	---	170
Game and Fish Laws	10/07/2024	Firearm	Rock Island - 0.22 Caliber - Rifle	Property Sold	Administrative Forfeiture	200	30	---	170
Game and Fish Laws	08/27/2024	Firearm	Savage - 0.22 Caliber - Rifle	Property Sold	Administrative Forfeiture	200	30	---	170
Game and Fish Laws	10/07/2024	Firearm	Winchester - 12 Gauge - Shotgun	Property Sold	Administrative Forfeiture	200	30	---	170
Game and Fish Laws	08/27/2024	Crossbow		Property Sold	Administrative Forfeiture	185	13	---	172
Game and Fish Laws	10/07/2024	Crossbow		Property Sold	Administrative Forfeiture	210	31	---	179
Game and Fish Laws	08/27/2024	Firearm	Mossberg - 12 Gauge - Shotgun	Property Sold	Administrative Forfeiture	210	31	---	179
Game and Fish Laws	10/07/2024	Firearm	Maverick - 12 Gauge - Shotgun	Property Sold	Administrative Forfeiture	210	31	---	179
Game and Fish Laws	10/07/2024	Crossbow		Property Sold	Administrative Forfeiture	215	32	---	183
Game and Fish Laws	10/07/2024	Crossbow		Property Sold	Administrative Forfeiture	220	33	---	187
Game and Fish Laws	10/07/2024	Crossbow		Property Sold	Administrative Forfeiture	220	33	---	187
Game and Fish Laws	10/07/2024	Crossbow		Property Sold	Administrative Forfeiture	220	33	---	187
Game and Fish Laws	08/27/2024	Firearm	Mossberg - 12 Gauge - Shotgun	Property Sold	Administrative Forfeiture	220	33	---	187
Game and Fish Laws	10/07/2024	Firearm	Remington Guns - 12 Gauge - Shotgun	Property Sold	Administrative Forfeiture	220	33	---	187
Game and Fish Laws	10/07/2024	Firearm	Conneticut Valley Arms - 0.5 Caliber - Shotgun	Property Sold	Administrative Forfeiture	220	33	---	187
Game and Fish Laws	10/07/2024	Firearm	Remington Guns - 0.3 Caliber - Rifle	Property Sold	Administrative Forfeiture	220	33	---	187
Game and Fish Laws	10/07/2024	Crossbow		Property Sold	Administrative Forfeiture	230	34	---	196
Game and Fish Laws	10/07/2024	Crossbow		Property Sold	Administrative Forfeiture	230	34	---	196
Game and Fish Laws	08/27/2024	Crossbow		Property Sold	Administrative Forfeiture	230	34	---	196
Game and Fish Laws	10/07/2024	Firearm	Fire Bolt - 0.5 Caliber - Rifle	Property Sold	Administrative Forfeiture	230	34	---	196
Game and Fish Laws	10/07/2024	Crossbow		Property Sold	Administrative Forfeiture	235	35	---	200
Game and Fish Laws	10/07/2024	Crossbow		Property Sold	Administrative Forfeiture	240	36	---	204
Game and Fish Laws	08/27/2024	Firearm	Stevens - 12 Gauge - Shotgun	Property Sold	Administrative Forfeiture	240	36	---	204
Game and Fish Laws	10/07/2024	Firearm	Ruger - 0.22 Caliber - Rifle	Property Sold	Administrative Forfeiture	240	36	---	204
Game and Fish Laws	10/07/2024	Firearm	Conneticut Valley Arms - 0.5 Caliber - Shotgun	Property Sold	Administrative Forfeiture	245	37	---	208

*When expenses exceed the gross amount received, the net proceeds available for distribution are shown as zero.

Table 2A
Property Seized Subject to State Forfeiture - Final Disposition - 2024
Sorted by Agency and Net Proceeds

Entity and Crime	Disposition Date	Type of Property	Property Detail	Disposition of Property	Basis of Disposition	Gross Sales	Expenses Paid	Amount Returned	Net Proceeds*
DNR, Enforcement Division (Continued)									
Game and Fish Laws	08/27/2024	Crossbow		Property Sold	Administrative Forfeiture	250	37	---	213
Game and Fish Laws	10/07/2024	Firearm	Conneticut Valley Arms - 0.5 Caliber - Shotgun	Property Sold	Administrative Forfeiture	253	38	---	215
Game and Fish Laws	08/27/2024	Crossbow		Property Sold	Administrative Forfeiture	260	39	---	221
Game and Fish Laws	10/07/2024	Firearm	Ruger - 0.22 Caliber - Rifle	Property Sold	Administrative Forfeiture	260	39	---	221
Game and Fish Laws	08/27/2024	Firearm	Traditions - 0.5 Caliber - Shotgun	Property Sold	Administrative Forfeiture	260	39	---	221
Game and Fish Laws	10/07/2024	Firearm	CVA - 0.5 Caliber - Shotgun	Property Sold	Administrative Forfeiture	270	40	---	230
Game and Fish Laws	10/07/2024	Crossbow		Property Sold	Administrative Forfeiture	280	42	---	238
Game and Fish Laws	08/27/2024	Crossbow		Property Sold	Administrative Forfeiture	280	42	---	238
Game and Fish Laws	08/27/2024	Firearm	Conneticut Valley Arms - 0.5 Caliber - Shotgun	Property Sold	Administrative Forfeiture	280	42	---	238
Game and Fish Laws	10/07/2024	Crossbow		Property Sold	Administrative Forfeiture	282	42	---	240
Game and Fish Laws	08/27/2024	Crossbow		Property Sold	Administrative Forfeiture	285	43	---	242
Game and Fish Laws	10/07/2024	Firearm	Remington Guns - 12 Gauge - Shotgun	Property Sold	Administrative Forfeiture	299	45	---	254
Game and Fish Laws	10/07/2024	Crossbow		Property Sold	Administrative Forfeiture	300	45	---	255
Game and Fish Laws	08/27/2024	Firearm	Remington Guns - 20 Gauge - Shotgun	Property Sold	Administrative Forfeiture	300	45	---	255
Game and Fish Laws	08/27/2024	Firearm	Remington Guns - 12 Gauge - Shotgun	Property Sold	Administrative Forfeiture	300	45	---	255
Game and Fish Laws	10/07/2024	Firearm	Savage - 0.3 Caliber - Rifle	Property Sold	Administrative Forfeiture	300	45	---	255
Game and Fish Laws	08/27/2024	Crossbow		Property Sold	Administrative Forfeiture	310	46	---	264
Game and Fish Laws	10/07/2024	Firearm	Ruger - 0.38 Caliber - Rifle	Property Sold	Administrative Forfeiture	310	46	---	264
Game and Fish Laws	10/07/2024	Firearm	Savage - 0.3 Caliber - Rifle	Property Sold	Administrative Forfeiture	310	46	---	264
Game and Fish Laws	08/27/2024	Firearm	Mossberg - 20 Gauge - Shotgun	Property Sold	Administrative Forfeiture	310	46	---	264
Game and Fish Laws	08/26/2024	Firearm	Remington Guns - 12 Gauge - Shotgun	Property Sold	Administrative Forfeiture	310	46	---	264
Game and Fish Laws	08/27/2024	Crossbow		Property Sold	Administrative Forfeiture	320	48	---	272
Game and Fish Laws	10/07/2024	Firearm	Savage - 0.24 Caliber - Rifle	Property Sold	Administrative Forfeiture	320	48	---	272
Game and Fish Laws	08/27/2024	Firearm	Mossberg - 12 Gauge - Shotgun	Property Sold	Administrative Forfeiture	320	48	---	272
Game and Fish Laws	10/07/2024	Firearm	Ruger - 0.22 Caliber - Rifle	Property Sold	Administrative Forfeiture	320	48	---	272
Game and Fish Laws	08/27/2024	Firearm	Remington Guns - 12 Gauge - Shotgun	Property Sold	Administrative Forfeiture	323	48	---	275
Game and Fish Laws	10/07/2024	Firearm	Mossberg - 12 Gauge - Shotgun	Property Sold	Administrative Forfeiture	325	49	---	276
Game and Fish Laws	10/07/2024	Crossbow		Property Sold	Administrative Forfeiture	330	49	---	281
Game and Fish Laws	08/27/2024	Firearm	Mossberg - 12 Gauge - Shotgun	Property Sold	Administrative Forfeiture	330	49	---	281
Game and Fish Laws	10/07/2024	Firearm	Savage - 0.3 Caliber - Rifle	Property Sold	Administrative Forfeiture	330	49	---	281
Game and Fish Laws	10/07/2024	Crossbow		Property Sold	Administrative Forfeiture	332	50	---	282
Game and Fish Laws	08/27/2024	Firearm	Savage - 0.22 Caliber - Rifle	Property Sold	Administrative Forfeiture	335	50	---	285
Game and Fish Laws	10/07/2024	Crossbow		Property Sold	Administrative Forfeiture	340	51	---	289
Game and Fish Laws	08/27/2024	Crossbow		Property Sold	Administrative Forfeiture	340	51	---	289

*When expenses exceed the gross amount received, the net proceeds available for distribution are shown as zero.

Table 2A
Property Seized Subject to State Forfeiture - Final Disposition - 2024
Sorted by Agency and Net Proceeds

Entity and Crime	Disposition Date	Type of Property	Property Detail	Disposition of Property	Basis of Disposition	Gross Sales	Expenses Paid	Amount Returned	Net Proceeds*
DNR, Enforcement Division (Continued)									
Game and Fish Laws	10/07/2024	Crossbow		Property Sold	Judicial Forfeiture	340	51	---	289
Game and Fish Laws	10/07/2024	Crossbow		Property Sold	Administrative Forfeiture	340	51	---	289
Game and Fish Laws	08/27/2024	Firearm	CZ-USA - 0.22 Caliber - Rifle	Property Sold	Administrative Forfeiture	340	51	---	289
Game and Fish Laws	08/27/2024	Firearm	Mossberg - 12 Gauge - Shotgun	Property Sold	Administrative Forfeiture	340	51	---	289
Game and Fish Laws	08/27/2024	Firearm	Remington Guns - 12 Gauge - Shotgun	Property Sold	Administrative Forfeiture	340	51	---	289
Game and Fish Laws	08/27/2024	Firearm	Remington Guns - 0.22 Caliber - Rifle	Property Sold	Administrative Forfeiture	350	52	---	298
Game and Fish Laws	08/27/2024	Firearm	Mossberg - 12 Gauge - Shotgun	Property Sold	Administrative Forfeiture	350	52	---	298
Game and Fish Laws	08/26/2024	Firearm	Mossberg - 12 Gauge - Shotgun	Property Sold	Administrative Forfeiture	350	52	---	298
Game and Fish Laws	10/07/2024	Firearm	Mossberg - 0.24 Caliber - Rifle	Property Sold	Administrative Forfeiture	351	53	---	298
Game and Fish Laws	10/30/2024	Crossbow		Property Sold	Administrative Forfeiture	360	54	---	306
Game and Fish Laws	08/27/2024	Firearm	Mossberg - 12 Gauge - Shotgun	Property Sold	Administrative Forfeiture	360	54	---	306
Game and Fish Laws	08/27/2024	Firearm	Remington Guns - 12 Gauge - Shotgun	Property Sold	Administrative Forfeiture	360	54	---	306
Game and Fish Laws	08/27/2024	Firearm	Savage - 0.3 Caliber - Rifle	Property Sold	Administrative Forfeiture	360	54	---	306
Game and Fish Laws	10/07/2024	Firearm	CVA - 0.5 Caliber - Shotgun	Property Sold	Administrative Forfeiture	360	54	---	306
Game and Fish Laws	10/07/2024	Firearm	Remington Guns - 0.3 Caliber - Rifle	Property Sold	Administrative Forfeiture	370	55	---	315
Game and Fish Laws	08/27/2024	Firearm	Savage - 0.3 Caliber - Rifle	Property Sold	Administrative Forfeiture	370	55	---	315
Game and Fish Laws	08/27/2024	Firearm	Savage - 0.27 Caliber - Rifle	Property Sold	Administrative Forfeiture	370	55	---	315
Game and Fish Laws	08/26/2024	Firearm	Mossberg - 12 Gauge - Shotgun	Property Sold	Administrative Forfeiture	370	55	---	315
Game and Fish Laws	10/07/2024	Firearm	Weatherby - 12 Gauge - Shotgun	Property Sold	Administrative Forfeiture	380	57	---	323
Game and Fish Laws	10/07/2024	Firearm	Savage - 7 Millimeter - Rifle	Property Sold	Administrative Forfeiture	382	57	---	325
Game and Fish Laws	08/27/2024	Crossbow		Property Sold	Administrative Forfeiture	385	58	---	327
Game and Fish Laws	08/27/2024	Firearm	Remington Guns - 12 Gauge - Shotgun	Property Sold	Administrative Forfeiture	385	58	---	327
Game and Fish Laws	08/27/2024	Firearm	Browning - 7 Millimeter - Rifle	Property Sold	Administrative Forfeiture	385	58	---	327
Game and Fish Laws	08/27/2024	Firearm	Remington Guns - 20 Gauge - Shotgun	Property Sold	Administrative Forfeiture	385	58	---	327
Game and Fish Laws	10/07/2024	Firearm	Tristar - 12 Gauge - Shotgun	Property Sold	Administrative Forfeiture	390	58	---	332
Game and Fish Laws	08/27/2024	Firearm	Thompson - 0.27 Caliber - Rifle	Property Sold	Administrative Forfeiture	390	58	---	332
Game and Fish Laws	10/07/2024	Firearm	Savage - 0.27 Caliber - Rifle	Property Sold	Administrative Forfeiture	390	58	---	332
Game and Fish Laws	08/27/2024	Firearm	Savage - 0.3 Caliber - Rifle	Property Sold	Administrative Forfeiture	390	58	---	332
Game and Fish Laws	10/07/2024	Firearm	Savage - 0.3 Caliber - Rifle	Property Sold	Administrative Forfeiture	391	59	---	332
Game and Fish Laws	01/07/2024	Firearm	Benelli - 12 Gauge - Shotgun	Property Sold	Administrative Forfeiture	395	59	---	336
Game and Fish Laws	08/27/2024	Firearm	Savage - 0.3 Caliber - Rifle	Property Sold	Administrative Forfeiture	395	59	---	336
Game and Fish Laws	08/27/2024	Firearm	Remington Guns - 12 Gauge - Shotgun	Property Sold	Administrative Forfeiture	400	60	---	340
Game and Fish Laws	08/27/2024	Firearm	Savage - 0.3 Caliber - Rifle	Property Sold	Administrative Forfeiture	400	60	---	340
Game and Fish Laws	10/07/2024	Firearm	Benelli - 12 Gauge - Shotgun	Property Sold	Administrative Forfeiture	400	60	---	340

*When expenses exceed the gross amount received, the net proceeds available for distribution are shown as zero.

Table 2A
Property Seized Subject to State Forfeiture - Final Disposition - 2024
Sorted by Agency and Net Proceeds

Entity and Crime	Disposition Date	Type of Property	Property Detail	Disposition of Property	Basis of Disposition	Gross Sales	Expenses Paid	Amount Returned	Net Proceeds*
DNR, Enforcement Division (Continued)									
Game and Fish Laws	10/07/2024	Firearm	Thompson - 0.5 Caliber - Shotgun	Property Sold	Administrative Forfeiture	400	60	---	340
Game and Fish Laws	10/07/2024	Firearm	Remington Guns - 12 Gauge - Shotgun	Property Sold	Administrative Forfeiture	400	60	---	340
Game and Fish Laws	10/07/2024	Firearm	Stoeger - 12 Gauge - Shotgun	Property Sold	Administrative Forfeiture	400	60	---	340
Game and Fish Laws	10/30/2024	Firearm	Deer Slayer - 12 Gauge - Shotgun	Property Sold	Administrative Forfeiture	400	60	---	340
Game and Fish Laws	10/07/2024	Firearm	Girsan - 9 Millimeter - Rifle	Property Sold	Administrative Forfeiture	401	60	---	341
Game and Fish Laws	10/07/2024	Firearm	Remington Guns - 12 Gauge - Shotgun	Property Sold	Administrative Forfeiture	405	61	---	344
Game and Fish Laws	08/27/2024	Firearm	Remington Guns - 20 Gauge - Shotgun	Property Sold	Administrative Forfeiture	405	61	---	344
Game and Fish Laws	08/27/2024	Crossbow		Property Sold	Administrative Forfeiture	410	61	---	349
Game and Fish Laws	10/07/2024	Firearm	Benelli - 12 Gauge - Shotgun	Property Sold	Administrative Forfeiture	410	61	---	349
Game and Fish Laws	08/27/2024	Firearm	Stevens - 0.24 Caliber - Rifle	Property Sold	Administrative Forfeiture	410	61	---	349
Game and Fish Laws	10/07/2024	Firearm	Savage - 0.3 Caliber - Rifle	Property Sold	Administrative Forfeiture	410	61	---	349
Game and Fish Laws	08/27/2024	Firearm	Marlin - 0.3 Caliber - Rifle	Property Sold	Administrative Forfeiture	410	61	---	349
Game and Fish Laws	08/27/2024	Firearm	Conneticut Valley Arms - 0.5 Caliber - Shotgun	Property Sold	Administrative Forfeiture	410	61	---	349
Game and Fish Laws	10/07/2024	Firearm	Henry - 0.22 Caliber - Rifle	Property Sold	Administrative Forfeiture	410	61	---	349
Game and Fish Laws	10/07/2024	Firearm	Mossberg - 0.24 Caliber - Rifle	Property Sold	Administrative Forfeiture	410	61	---	349
Game and Fish Laws	10/07/2024	Firearm	Marlin - 0.27 Caliber - Rifle	Property Sold	Administrative Forfeiture	410	61	---	349
Game and Fish Laws	10/07/2024	Firearm	Paradox - 12 Gauge - Shotgun	Property Sold	Administrative Forfeiture	415	62	---	353
Game and Fish Laws	10/07/2024	Firearm	Savage - 0.3 Caliber - Rifle	Property Sold	Administrative Forfeiture	420	63	---	357
Game and Fish Laws	10/07/2024	Firearm	Savage - 0.22 Caliber - Rifle	Property Sold	Administrative Forfeiture	420	63	---	357
Game and Fish Laws	08/27/2024	Firearm	Ruger - 0.22 Caliber - Rifle	Property Sold	Administrative Forfeiture	420	63	---	357
Game and Fish Laws	10/07/2024	Firearm	Remington Guns - 7 Millimeter - Rifle	Property Sold	Administrative Forfeiture	425	63	---	362
Game and Fish Laws	08/27/2024	Crossbow		Property Sold	Judicial Forfeiture	430	64	---	366
Game and Fish Laws	08/27/2024	Firearm	Remington Guns - 0.27 Caliber - Rifle	Property Sold	Administrative Forfeiture	430	64	---	366
Game and Fish Laws	08/27/2024	Firearm	Remington Guns - 0.3 Caliber - Rifle	Property Sold	Administrative Forfeiture	430	64	---	366
Game and Fish Laws	10/07/2024	Firearm	Marlin - 0.3 Caliber - Rifle	Property Sold	Administrative Forfeiture	430	64	---	366
Game and Fish Laws	10/07/2024	Firearm	Savage - 7 Millimeter - Rifle	Property Sold	Administrative Forfeiture	430	64	---	366
Game and Fish Laws	10/07/2024	Firearm	Savage - 0.27 Caliber - Rifle	Property Sold	Administrative Forfeiture	450	67	---	383
Game and Fish Laws	10/07/2024	Firearm	Remington Guns - 0.27 Caliber - Rifle	Property Sold	Administrative Forfeiture	450	67	---	383
Game and Fish Laws	08/27/2024	Firearm	Savage - 0.22 Caliber - Rifle	Property Sold	Administrative Forfeiture	450	67	---	383
Game and Fish Laws	10/07/2024	Firearm	Remington Guns - 0.22 Caliber - Rifle	Property Sold	Administrative Forfeiture	450	67	---	383
Game and Fish Laws	08/27/2024	Firearm	Remington Guns - 0.3 Caliber - Rifle	Property Sold	Administrative Forfeiture	450	67	---	383
Game and Fish Laws	08/27/2024	Crossbow		Property Sold	Administrative Forfeiture	455	68	---	387
Game and Fish Laws	10/07/2024	Firearm	Remington Guns - 12 Gauge - Shotgun	Property Sold	Administrative Forfeiture	455	68	---	387
Game and Fish Laws	10/07/2024	Crossbow		Property Sold	Administrative Forfeiture	460	69	---	391

*When expenses exceed the gross amount received, the net proceeds available for distribution are shown as zero.

Table 2A
Property Seized Subject to State Forfeiture - Final Disposition - 2024
Sorted by Agency and Net Proceeds

Entity and Crime	Disposition Date	Type of Property	Property Detail	Disposition of Property	Basis of Disposition	Gross Sales	Expenses Paid	Amount Returned	Net Proceeds*
DNR, Enforcement Division (Continued)									
Game and Fish Laws	08/27/2024	Firearm	New Haven - 0.4 Caliber - Shotgun	Property Sold	Administrative Forfeiture	460	69	---	391
Game and Fish Laws	10/07/2024	Firearm	Savage - 0.22 Caliber - Rifle	Property Sold	Administrative Forfeiture	460	69	---	391
Game and Fish Laws	10/07/2024	Firearm	Mossberg - 0.41 Caliber - Shotgun	Property Sold	Administrative Forfeiture	460	69	---	391
Game and Fish Laws	10/07/2024	Firearm	Deer Slayer - 12 Gauge - Shotgun	Property Sold	Administrative Forfeiture	460	69	---	391
Game and Fish Laws	10/07/2024	Firearm	Benelli - 12 Gauge - Shotgun	Property Sold	Administrative Forfeiture	460	69	---	391
Game and Fish Laws	10/07/2024	Firearm	Remington Guns - 12 Gauge - Shotgun	Property Sold	Administrative Forfeiture	470	70	---	400
Game and Fish Laws	10/07/2024	Firearm	Weatherby - 0.3 Caliber - Rifle	Property Sold	Administrative Forfeiture	470	70	---	400
Game and Fish Laws	08/27/2024	Firearm	Girsan - 12 Gauge - Shotgun	Property Sold	Administrative Forfeiture	470	70	---	400
Game and Fish Laws	10/07/2024	Crossbow		Property Sold	Administrative Forfeiture	480	72	---	408
Game and Fish Laws	10/07/2024	Firearm	Remington Guns - 0.24 Caliber - Rifle	Property Sold	Administrative Forfeiture	480	72	---	408
Game and Fish Laws	10/07/2024	Firearm	Remington Guns - 7 Millimeter - Rifle	Property Sold	Administrative Forfeiture	480	72	---	408
Game and Fish Laws	08/27/2024	Firearm	H&R - 0.22 Caliber - Rifle	Property Sold	Administrative Forfeiture	485	73	---	412
Game and Fish Laws	10/07/2024	Firearm	Remington Guns - 0.3 Caliber - Rifle	Property Sold	Administrative Forfeiture	500	75	---	425
Game and Fish Laws	08/27/2024	Firearm	Winchester - 12 Gauge - Shotgun	Property Sold	Administrative Forfeiture	500	75	---	425
Game and Fish Laws	10/07/2024	Firearm	Marlin - 0.3 Caliber - Rifle	Property Sold	Administrative Forfeiture	500	75	---	425
Game and Fish Laws	10/07/2024	Firearm	Remington Guns - 12 Gauge - Shotgun	Property Sold	Administrative Forfeiture	500	75	---	425
Game and Fish Laws	08/27/2024	Firearm	Remington Guns - 0.24 Caliber - Rifle	Property Sold	Administrative Forfeiture	500	75	---	425
Game and Fish Laws	10/07/2024	Firearm	Savage - 7 Millimeter - Rifle	Property Sold	Administrative Forfeiture	500	75	---	425
Game and Fish Laws	10/07/2024	Firearm	Marlin - 0.3 Caliber - Rifle	Property Sold	Administrative Forfeiture	505	76	---	429
Game and Fish Laws	10/30/2024	Crossbow		Property Sold	Administrative Forfeiture	510	76	---	434
Game and Fish Laws	10/07/2024	Crossbow		Property Sold	Administrative Forfeiture	525	79	---	446
Game and Fish Laws	08/27/2024	Firearm	Remington Guns - 0.3 Caliber - Rifle	Property Sold	Administrative Forfeiture	525	79	---	446
Game and Fish Laws	08/27/2024	Firearm	Savage - 7 Millimeter - Rifle	Property Sold	Administrative Forfeiture	525	79	---	446
Game and Fish Laws	10/07/2024	Firearm	Remington Guns - 12 Gauge - Shotgun	Property Sold	Administrative Forfeiture	525	79	---	446
Game and Fish Laws	10/07/2024	Firearm	Ruger - 7 Millimeter - Rifle	Property Sold	Administrative Forfeiture	525	79	---	446
Game and Fish Laws	08/27/2024	Firearm	Remington Guns - 0.27 Caliber - Rifle	Property Sold	Administrative Forfeiture	526	79	---	447
Game and Fish Laws	08/27/2024	Firearm	Optima - 0.5 Caliber - Shotgun	Property Sold	Administrative Forfeiture	527	79	---	448
Game and Fish Laws	10/07/2024	Firearm	Ruger - 0.3 Caliber - Rifle	Property Sold	Administrative Forfeiture	530	79	---	451
Game and Fish Laws	10/07/2024	Firearm	Ruger - 0.27 Caliber - Rifle	Property Sold	Administrative Forfeiture	550	83	---	467
Game and Fish Laws	08/27/2024	Firearm	Sportsman - 0.3 Caliber - Rifle	Property Sold	Administrative Forfeiture	550	82	---	468
Game and Fish Laws	08/27/2024	Firearm	Remington Guns - 0.27 Caliber - Rifle	Property Sold	Administrative Forfeiture	550	82	---	468
Game and Fish Laws	08/27/2024	Firearm	Mossberg - 12 Gauge - Shotgun	Property Sold	Administrative Forfeiture	550	82	---	468
Game and Fish Laws	08/27/2024	Firearm	Savage - 0.24 Caliber - Rifle	Property Sold	Administrative Forfeiture	550	82	---	468
Game and Fish Laws	10/07/2024	Firearm	Remington Guns - 0.24 Caliber - Rifle	Property Sold	Administrative Forfeiture	550	82	---	468

*When expenses exceed the gross amount received, the net proceeds available for distribution are shown as zero.

Table 2A
Property Seized Subject to State Forfeiture - Final Disposition - 2024
Sorted by Agency and Net Proceeds

Entity and Crime	Disposition Date	Type of Property	Property Detail	Disposition of Property	Basis of Disposition	Gross Sales	Expenses Paid	Amount Returned	Net Proceeds*
DNR, Enforcement Division (Continued)									
Game and Fish Laws	10/07/2024	Firearm	Remington Guns - 20 Gauge - Shotgun	Property Sold	Administrative Forfeiture	550	82	---	468
Game and Fish Laws	10/07/2024	Firearm	Remington Guns - 12 Gauge - Shotgun	Property Sold	Administrative Forfeiture	560	84	---	476
Game and Fish Laws	10/07/2024	Firearm	Remington Guns - 0.3 Caliber - Rifle	Property Sold	Administrative Forfeiture	565	84	---	481
Game and Fish Laws	10/07/2024	Crossbow		Property Sold	Administrative Forfeiture	570	85	---	485
Game and Fish Laws	10/07/2024	Firearm	Remington Guns - 12 Gauge - Shotgun	Property Sold	Administrative Forfeiture	570	85	---	485
Game and Fish Laws	10/07/2024	Firearm	Winchester - 12 Gauge - Shotgun	Property Sold	Administrative Forfeiture	570	85	---	485
Game and Fish Laws	10/07/2024	Firearm	Remington Guns - 12 Gauge - Shotgun	Property Sold	Administrative Forfeiture	575	86	---	489
Game and Fish Laws	10/07/2024	Firearm	Ruger - 0.45 Caliber - Rifle	Property Sold	Administrative Forfeiture	575	86	---	489
Game and Fish Laws	10/07/2024	Firearm	Marlin - 0.3 Caliber - Rifle	Property Sold	Administrative Forfeiture	575	86	---	489
Game and Fish Laws	08/27/2024	Firearm	Remington Guns - 0.3 Caliber - Rifle	Property Sold	Administrative Forfeiture	575	86	---	489
Game and Fish Laws	08/27/2024	Firearm	Sig Sauer - 9 Millimeter - Rifle	Property Sold	Administrative Forfeiture	575	86	---	489
Game and Fish Laws	08/27/2024	Firearm	Remington Guns - 0.3 Caliber - Rifle	Property Sold	Administrative Forfeiture	575	86	---	489
Game and Fish Laws	10/07/2024	Firearm	Accura - 0.5 Caliber - Rifle	Property Sold	Administrative Forfeiture	576	86	---	490
Game and Fish Laws	11/16/2024	Firearm	Savage - 7 Millimeter - Rifle	Property Sold	Court Ordered Return	495	---	---	495
Game and Fish Laws	10/07/2024	Firearm	Marlin - 0.3 Caliber - Rifle	Property Sold	Administrative Forfeiture	585	88	---	497
Game and Fish Laws	10/07/2024	Crossbow		Property Sold	Administrative Forfeiture	600	90	---	510
Game and Fish Laws	08/27/2024	Firearm	Remington Guns - 0.3 Caliber - Rifle	Property Sold	Administrative Forfeiture	600	90	---	510
Game and Fish Laws	10/07/2024	Firearm	Remington Guns - 0.24 Caliber - Rifle	Property Sold	Administrative Forfeiture	600	90	---	510
Game and Fish Laws	08/27/2024	Firearm	Remington Guns - 12 Gauge - Shotgun	Property Sold	Administrative Forfeiture	600	90	---	510
Game and Fish Laws	10/07/2024	Firearm	Savage - 0.24 Caliber - Rifle	Property Sold	Administrative Forfeiture	600	90	---	510
Game and Fish Laws	10/07/2024	Firearm	Remington Guns - 7 Millimeter - Rifle	Property Sold	Administrative Forfeiture	605	91	---	514
Game and Fish Laws	10/07/2024	Crossbow		Property Sold	Administrative Forfeiture	625	94	---	531
Game and Fish Laws	08/27/2024	Firearm	Remington Guns - 12 Gauge - Shotgun	Property Sold	Administrative Forfeiture	625	94	---	531
Game and Fish Laws	10/07/2024	Firearm	Henry - 0.45 Caliber - Rifle	Property Sold	Administrative Forfeiture	625	94	---	531
Game and Fish Laws	08/27/2024	Firearm	Remington Guns - 0.35 Caliber - Rifle	Property Sold	Administrative Forfeiture	625	94	---	531
Game and Fish Laws	08/27/2024	Firearm	Remington Guns - 20 Gauge - Shotgun	Property Sold	Administrative Forfeiture	625	94	---	531
Game and Fish Laws	08/27/2024	Firearm	Deer Slayer - 12 Gauge - Shotgun	Property Sold	Administrative Forfeiture	625	94	---	531
Game and Fish Laws	10/07/2024	Firearm	Remington Guns - 12 Gauge - Shotgun	Property Sold	Administrative Forfeiture	625	94	---	531
Game and Fish Laws	08/27/2024	Firearm	Savage - 12 Gauge - Shotgun	Property Sold	Administrative Forfeiture	625	94	---	531
Game and Fish Laws	08/27/2024	Firearm	Remington Guns - 0.3 Caliber - Rifle	Property Sold	Administrative Forfeiture	625	94	---	531
Game and Fish Laws	10/07/2024	Crossbow		Property Sold	Administrative Forfeiture	650	97	---	553
Game and Fish Laws	08/27/2024	Firearm	Remington Guns - 12 Gauge - Shotgun	Property Sold	Administrative Forfeiture	650	97	---	553
Game and Fish Laws	08/27/2024	Firearm	Remington Guns - 12 Gauge - Shotgun	Property Sold	Administrative Forfeiture	650	97	---	553
Game and Fish Laws	08/27/2024	Firearm	Remington Guns - 0.3 Caliber - Rifle	Property Sold	Administrative Forfeiture	650	97	---	553

*When expenses exceed the gross amount received, the net proceeds available for distribution are shown as zero.

Table 2A
Property Seized Subject to State Forfeiture - Final Disposition - 2024
Sorted by Agency and Net Proceeds

Entity and Crime	Disposition Date	Type of Property	Property Detail	Disposition of Property	Basis of Disposition	Gross Sales	Expenses Paid	Amount Returned	Net Proceeds*
DNR, Enforcement Division (Continued)									
Game and Fish Laws	08/27/2024	Firearm	Springfield - 0.3 Caliber - Rifle	Property Sold	Administrative Forfeiture	650	97	---	553
Game and Fish Laws	10/07/2024	Firearm	Marlin - 0.3 Caliber - Rifle	Property Sold	Administrative Forfeiture	650	97	---	553
Game and Fish Laws	10/07/2024	Firearm	Ruger - 7 Millimeter - Rifle	Property Sold	Administrative Forfeiture	650	97	---	553
Game and Fish Laws	10/07/2024	Firearm	Savage - 0.3 Caliber - Rifle	Property Sold	Administrative Forfeiture	650	97	---	553
Game and Fish Laws	08/27/2024	Firearm	Ruger - 7 Millimeter - Rifle	Property Sold	Administrative Forfeiture	655	98	---	557
Game and Fish Laws	10/07/2024	Firearm	Remington Guns - 0.27 Caliber - Rifle	Property Sold	Administrative Forfeiture	655	98	---	557
Game and Fish Laws	08/27/2024	Firearm	Beretta - 12 Gauge - Shotgun	Property Sold	Administrative Forfeiture	655	98	---	557
Game and Fish Laws	10/07/2024	Crossbow		Property Sold	Administrative Forfeiture	660	99	---	561
Game and Fish Laws	10/07/2024	Firearm	Browning - 12 Gauge - Shotgun	Property Sold	Administrative Forfeiture	670	100	---	570
Game and Fish Laws	10/07/2024	Crossbow		Property Sold	Administrative Forfeiture	675	101	---	574
Game and Fish Laws	10/07/2024	Firearm	Marlin - 0.3 Caliber - Rifle	Property Sold	Administrative Forfeiture	675	101	---	574
Game and Fish Laws	10/07/2024	Firearm	Remington Guns - 12 Gauge - Shotgun	Property Sold	Administrative Forfeiture	675	101	---	574
Game and Fish Laws	08/27/2024	Firearm	Remington Guns - 0.3 Caliber - Rifle	Property Sold	Administrative Forfeiture	676	101	---	575
Game and Fish Laws	08/27/2024	Firearm	Remington Guns - 0.27 Caliber - Rifle	Property Sold	Administrative Forfeiture	676	101	---	575
Game and Fish Laws	08/27/2024	Firearm	Creedmoor - 7 Millimeter - Rifle	Property Sold	Administrative Forfeiture	677	102	---	575
Game and Fish Laws	08/27/2024	Firearm	Savage - 20 Gauge - Shotgun	Property Sold	Administrative Forfeiture	685	103	---	582
Game and Fish Laws	08/27/2024	Crossbow		Property Sold	Administrative Forfeiture	700	105	---	595
Game and Fish Laws	08/27/2024	Firearm	Winchester - 0.3 Caliber - Rifle	Property Sold	Administrative Forfeiture	700	105	---	595
Game and Fish Laws	08/27/2024	Firearm	Savage - 0.3 Caliber - Rifle	Property Sold	Administrative Forfeiture	700	105	---	595
Game and Fish Laws	10/07/2024	Firearm	Browning - 0.25 Caliber - Rifle	Property Sold	Administrative Forfeiture	700	105	---	595
Game and Fish Laws	10/07/2024	Firearm	Mossberg - 12 Gauge - Shotgun	Property Sold	Administrative Forfeiture	700	105	---	595
Game and Fish Laws	08/27/2024	Firearm	Marlin - 0.3 Caliber - Rifle	Property Sold	Administrative Forfeiture	700	105	---	595
Game and Fish Laws	08/26/2024	Firearm	Remington Guns - 0.27 Caliber - Rifle	Property Sold	Administrative Forfeiture	701	105	---	596
Game and Fish Laws	10/07/2024	Crossbow		Property Sold	Administrative Forfeiture	708	106	---	602
Game and Fish Laws	08/27/2024	Firearm	Browning - 0.27 Caliber - Rifle	Property Sold	Administrative Forfeiture	710	106	---	604
Game and Fish Laws	10/07/2024	Firearm	Bergera - 0.5 Caliber - Shotgun	Property Sold	Administrative Forfeiture	716	107	---	609
Game and Fish Laws	10/07/2024	Firearm	Marlin - 12 Gauge - Shotgun	Property Sold	Administrative Forfeiture	720	108	---	612
Game and Fish Laws	08/27/2024	Crossbow		Property Sold	Administrative Forfeiture	725	109	---	616
Game and Fish Laws	10/07/2024	Firearm	Remington Guns - 0.3 Caliber - Rifle	Property Sold	Administrative Forfeiture	725	109	---	616
Game and Fish Laws	08/27/2024	Firearm	Weatherby - 0.34 Caliber - Rifle	Property Sold	Administrative Forfeiture	725	109	---	616
Game and Fish Laws	08/27/2024	Firearm	Marlin - 0.3 Caliber - Rifle	Property Sold	Administrative Forfeiture	725	109	---	616
Game and Fish Laws	10/07/2024	Firearm	Marlin - 0.3 Caliber - Rifle	Property Sold	Administrative Forfeiture	725	109	---	616
Game and Fish Laws	10/07/2024	Firearm	Browning - 0.3 Caliber - Rifle	Property Sold	Administrative Forfeiture	730	109	---	621
Game and Fish Laws	10/07/2024	Firearm	Browning - 7 Millimeter - Rifle	Property Sold	Administrative Forfeiture	733	110	---	623

*When expenses exceed the gross amount received, the net proceeds available for distribution are shown as zero.

Table 2A
Property Seized Subject to State Forfeiture - Final Disposition - 2024
Sorted by Agency and Net Proceeds

Entity and Crime	Disposition Date	Type of Property	Property Detail	Disposition of Property	Basis of Disposition	Gross Sales	Expenses Paid	Amount Returned	Net Proceeds*
DNR, Enforcement Division (Continued)									
Game and Fish Laws	10/07/2024	Crossbow		Property Sold	Administrative Forfeiture	750	112	---	638
Game and Fish Laws	08/27/2024	Crossbow		Property Sold	Administrative Forfeiture	750	112	---	638
Game and Fish Laws	08/27/2024	Crossbow		Property Sold	Administrative Forfeiture	750	112	---	638
Game and Fish Laws	08/27/2024	Firearm	Savage - 7 Millimeter - Rifle	Property Sold	Administrative Forfeiture	750	112	---	638
Game and Fish Laws	10/07/2024	Firearm	Remington Guns - 0.3 Caliber - Rifle	Property Sold	Administrative Forfeiture	750	112	---	638
Game and Fish Laws	10/07/2024	Firearm	Savage - 20 Gauge - Shotgun	Property Sold	Administrative Forfeiture	751	113	---	638
Game and Fish Laws	10/07/2024	Crossbow		Property Sold	Administrative Forfeiture	760	114	---	646
Game and Fish Laws	08/27/2024	Firearm	Winchester - 0.3 Caliber - Rifle	Property Sold	Administrative Forfeiture	765	115	---	650
Game and Fish Laws	10/07/2024	Firearm	Browning - 0.3 Caliber - Rifle	Property Sold	Administrative Forfeiture	775	116	---	659
Game and Fish Laws	10/07/2024	Firearm	Remington Guns - 0.24 Caliber - Rifle	Property Sold	Administrative Forfeiture	775	116	---	659
Game and Fish Laws	10/07/2024	Firearm	Browning - 12 Gauge - Shotgun	Property Sold	Administrative Forfeiture	775	116	---	659
Game and Fish Laws	10/07/2024	Firearm	Savage - 7 Millimeter - Rifle	Property Sold	Administrative Forfeiture	780	117	---	663
Game and Fish Laws	10/07/2024	Crossbow		Property Sold	Judicial Forfeiture	800	120	---	680
Game and Fish Laws	10/07/2024	Firearm	Remington Guns - 12 Gauge - Shotgun	Property Sold	Administrative Forfeiture	800	120	---	680
Game and Fish Laws	10/07/2024	Firearm	Savage - 20 Gauge - Shotgun	Property Sold	Administrative Forfeiture	800	120	---	680
Game and Fish Laws	08/27/2024	Firearm	Thompson - 0.5 Caliber - Shotgun	Property Sold	Administrative Forfeiture	800	120	---	680
Game and Fish Laws	10/07/2024	Firearm	Remington Guns - 12 Gauge - Shotgun	Property Sold	Administrative Forfeiture	800	120	---	680
Game and Fish Laws	11/16/2024	Firearm	Browning - 0.27 Caliber - Rifle	Property Sold	Court Ordered Return	700	---	---	700
Game and Fish Laws	08/27/2024	Crossbow		Property Sold	Administrative Forfeiture	825	124	---	701
Game and Fish Laws	08/27/2024	Firearm	Weatherby - 0.27 Caliber - Rifle	Property Sold	Administrative Forfeiture	825	124	---	701
Game and Fish Laws	08/27/2024	Firearm	Remington Guns - 0.27 Caliber - Rifle	Property Sold	Administrative Forfeiture	825	124	---	701
Game and Fish Laws	10/07/2024	Firearm	Remington Guns - 0.3 Caliber - Rifle	Property Sold	Administrative Forfeiture	825	124	---	701
Game and Fish Laws	10/07/2024	Firearm	Ruger - 0.3 Caliber - Rifle	Property Sold	Administrative Forfeiture	825	124	---	701
Game and Fish Laws	10/07/2024	Firearm	Tikka - 7 Millimeter - Rifle	Property Sold	Administrative Forfeiture	825	124	---	701
Game and Fish Laws	10/07/2024	Firearm	Beretta - 12 Gauge - Shotgun	Property Sold	Administrative Forfeiture	825	123	---	702
Game and Fish Laws	10/07/2024	Firearm	Benelli - 12 Gauge - Shotgun	Property Sold	Administrative Forfeiture	835	125	---	710
Game and Fish Laws	10/07/2024	Firearm	Weatherby - 0.3 Caliber - Rifle	Property Sold	Administrative Forfeiture	850	127	---	723
Game and Fish Laws	10/07/2024	Firearm	Browning - 0.3 Caliber - Rifle	Property Sold	Administrative Forfeiture	850	127	---	723
Game and Fish Laws	10/07/2024	Firearm	Benelli - 12 Gauge - Shotgun	Property Sold	Administrative Forfeiture	850	127	---	723
Game and Fish Laws	08/27/2024	Firearm	Savage - 20 Gauge - Shotgun	Property Sold	Administrative Forfeiture	870	130	---	740
Game and Fish Laws	08/27/2024	Firearm	Remington Guns - 12 Gauge - Shotgun	Property Sold	Administrative Forfeiture	875	131	---	744
Game and Fish Laws	10/07/2024	Firearm	Winchester - 20 Gauge - Shotgun	Property Sold	Administrative Forfeiture	875	131	---	744
Game and Fish Laws	10/07/2024	Firearm	Remington Guns - 0.27 Caliber - Rifle	Property Sold	Administrative Forfeiture	875	131	---	744
Game and Fish Laws	10/07/2024	Firearm	Savage - 7 Millimeter - Rifle	Property Sold	Administrative Forfeiture	900	135	---	765

*When expenses exceed the gross amount received, the net proceeds available for distribution are shown as zero.

Table 2A
Property Seized Subject to State Forfeiture - Final Disposition - 2024
Sorted by Agency and Net Proceeds

Entity and Crime	Disposition Date	Type of Property	Property Detail	Disposition of Property	Basis of Disposition	Gross Sales	Expenses Paid	Amount Returned	Net Proceeds*
DNR, Enforcement Division (Continued)									
Game and Fish Laws	10/07/2024	Firearm	Remington Guns - 0.3 Caliber - Rifle	Property Sold	Administrative Forfeiture	900	135	---	765
Game and Fish Laws	10/07/2024	Firearm	Remington Guns - 0.3 Caliber - Rifle	Property Sold	Administrative Forfeiture	900	135	---	765
Game and Fish Laws	08/27/2024	Firearm	Browning - 0.3 Caliber - Rifle	Property Sold	Administrative Forfeiture	903	135	---	768
Game and Fish Laws	08/27/2024	Firearm	Benelli - 12 Gauge - Shotgun	Property Sold	Administrative Forfeiture	915	139	---	776
Game and Fish Laws	10/07/2024	Crossbow		Property Sold	Administrative Forfeiture	925	139	---	786
Game and Fish Laws	08/27/2024	Crossbow		Property Sold	Administrative Forfeiture	925	139	---	786
Game and Fish Laws	10/07/2024	Firearm	Kimber - 7 Millimeter - Rifle	Property Sold	Administrative Forfeiture	925	139	---	786
Game and Fish Laws	10/07/2024	Crossbow		Property Sold	Administrative Forfeiture	975	146	---	829
Game and Fish Laws	08/27/2024	Firearm	Savage - 0.3 Caliber - Rifle	Property Sold	Administrative Forfeiture	975	146	---	829
Game and Fish Laws	08/27/2024	Firearm	Savage - 20 Gauge - Shotgun	Property Sold	Administrative Forfeiture	975	146	---	829
Game and Fish Laws	10/07/2024	Firearm	Remington Guns - 0.27 Caliber - Rifle	Property Sold	Administrative Forfeiture	975	146	---	829
Game and Fish Laws	10/07/2024	Firearm	Remington Guns - 0.3 Caliber - Rifle	Property Sold	Administrative Forfeiture	975	146	---	829
Game and Fish Laws	10/07/2024	Crossbow		Property Sold	Administrative Forfeiture	1,000	150	---	850
Game and Fish Laws	10/07/2024	Firearm	Savage - 20 Gauge - Rifle	Property Sold	Administrative Forfeiture	1,000	150	---	850
Game and Fish Laws	10/07/2024	Firearm	Tikka - 0.3 Caliber - Rifle	Property Sold	Administrative Forfeiture	1,000	150	---	850
Game and Fish Laws	10/07/2024	Crossbow		Property Sold	Administrative Forfeiture	1,001	150	---	851
Game and Fish Laws	08/27/2024	Firearm	Browning - 0.28 Caliber - Rifle	Property Sold	Administrative Forfeiture	1,007	101	---	906
Game and Fish Laws	08/27/2024	Crossbow		Property Sold	Administrative Forfeiture	1,025	102	---	923
Game and Fish Laws	10/07/2024	Firearm	Winchester - 20 Gauge - Shotgun	Property Sold	Administrative Forfeiture	1,025	102	---	923
Game and Fish Laws	08/27/2024	Firearm	Browning - 7 Millimeter - Rifle	Property Sold	Administrative Forfeiture	1,025	102	---	923
Game and Fish Laws	10/07/2024	Firearm	Tikka - 0.3 Caliber - Rifle	Property Sold	Administrative Forfeiture	1,025	102	---	923
Game and Fish Laws	10/07/2024	Firearm	H&K - 12 Gauge - Shotgun	Property Sold	Administrative Forfeiture	1,025	102	---	923
Game and Fish Laws	10/07/2024	Firearm	Browning - 0.33 Caliber - Rifle	Property Sold	Administrative Forfeiture	1,050	105	---	945
Game and Fish Laws	08/27/2024	Firearm	Remington Guns - 0.27 Caliber - Rifle	Property Sold	Administrative Forfeiture	1,050	105	---	945
Game and Fish Laws	10/07/2024	Crossbow		Property Sold	Administrative Forfeiture	1,060	106	---	954
Game and Fish Laws	10/07/2024	Firearm	Browning - 0.25 Caliber - Rifle	Property Sold	Administrative Forfeiture	1,125	169	---	956
Game and Fish Laws	10/07/2024	Firearm	Savage - 0.3 Caliber - Rifle	Property Sold	Administrative Forfeiture	1,100	110	---	990
Game and Fish Laws	08/27/2024	Firearm	Winchester - 0.3 Caliber - Rifle	Property Sold	Administrative Forfeiture	1,100	110	---	990
Game and Fish Laws	08/27/2024	Firearm	Remington Guns - 7 Millimeter - Rifle	Property Sold	Administrative Forfeiture	1,100	110	---	990
Game and Fish Laws	08/27/2024	Crossbow		Property Sold	Administrative Forfeiture	1,125	112	---	1,013
Game and Fish Laws	08/27/2024	Firearm	Tikka - 0.27 Caliber - Rifle	Property Sold	Administrative Forfeiture	1,125	112	---	1,013
Game and Fish Laws	08/27/2024	Firearm	Henry - 0.45 Caliber - Rifle	Property Sold	Administrative Forfeiture	1,125	112	---	1,013
Game and Fish Laws	08/27/2024	Firearm	Browning - 0.3 Caliber - Rifle	Property Sold	Administrative Forfeiture	1,125	112	---	1,013
Game and Fish Laws	10/07/2024	Firearm	Remington Guns - 0.27 Caliber - Rifle	Property Sold	Administrative Forfeiture	1,200	120	---	1,080

*When expenses exceed the gross amount received, the net proceeds available for distribution are shown as zero.

Table 2A
Property Seized Subject to State Forfeiture - Final Disposition - 2024
Sorted by Agency and Net Proceeds

Entity and Crime	Disposition Date	Type of Property	Property Detail	Disposition of Property	Basis of Disposition	Gross Sales	Expenses Paid	Amount Returned	Net Proceeds*
DNR, Enforcement Division (Continued)									
Game and Fish Laws	10/30/2024	Firearm	Kodiak - 10 Millimeter - Rifle	Property Sold	Administrative Forfeiture	1,220	122	---	1,098
Game and Fish Laws	10/07/2024	Firearm	Remington Guns - 0.27 Caliber - Shotgun	Property Sold	Administrative Forfeiture	1,225	122	---	1,103
Game and Fish Laws	08/27/2024	Firearm	Browning - 12 Gauge - Shotgun	Property Sold	Administrative Forfeiture	1,225	122	---	1,103
Game and Fish Laws	08/27/2024	Firearm	Marlin - 0.3 Caliber - Rifle	Property Sold	Administrative Forfeiture	1,250	125	---	1,125
Game and Fish Laws	10/07/2024	Firearm	Winchester - 0.3 Caliber - Rifle	Property Sold	Administrative Forfeiture	1,325	199	---	1,126
Game and Fish Laws	08/27/2024	Firearm	Browning - 0.3 Caliber - Rifle	Property Sold	Administrative Forfeiture	1,287	129	---	1,158
Game and Fish Laws	08/27/2024	Firearm	Browning - 20 Gauge - Shotgun	Property Sold	Administrative Forfeiture	1,300	130	---	1,170
Game and Fish Laws	08/27/2024	Firearm	Browning - 0.28 Caliber - Rifle	Property Sold	Administrative Forfeiture	1,306	131	---	1,175
Game and Fish Laws	08/27/2024	Firearm	Ruger - 0.27 Caliber - Rifle	Property Sold	Administrative Forfeiture	1,325	132	---	1,193
Game and Fish Laws	10/07/2024	Firearm	Browning - 0.27 Caliber - Rifle	Property Sold	Administrative Forfeiture	1,350	135	---	1,215
Game and Fish Laws	10/07/2024	Firearm	Browning - 0.3 Caliber - Rifle	Property Sold	Administrative Forfeiture	1,350	135	---	1,215
Game and Fish Laws	10/07/2024	Firearm	Benelli - 12 Gauge - Shotgun	Property Sold	Administrative Forfeiture	1,425	142	---	1,283
Game and Fish Laws	10/07/2024	Crossbow		Property Sold	Administrative Forfeiture	1,430	143	---	1,287
Game and Fish Laws	10/07/2024	Crossbow		Property Sold	Administrative Forfeiture	1,450	145	---	1,305
Game and Fish Laws	08/27/2024	Crossbow		Property Sold	Administrative Forfeiture	1,500	150	---	1,350
Game and Fish Laws	08/27/2024	Firearm	Beretta - 12 Gauge - Shotgun	Property Sold	Administrative Forfeiture	1,550	155	---	1,395
Game and Fish Laws	08/27/2024	Firearm	Winchester - 0.3 Caliber - Rifle	Property Sold	Administrative Forfeiture	1,581	158	---	1,423
Game and Fish Laws	10/07/2024	Firearm	Weatherby - 0.3 Caliber - Rifle	Property Sold	Administrative Forfeiture	1,650	165	---	1,485
Game and Fish Laws	10/07/2024	Firearm	Paramount - 0.4 Caliber - Rifle	Property Sold	Administrative Forfeiture	1,707	171	---	1,536
Game and Fish Laws	08/27/2024	Firearm	Tikka - 7 Millimeter - Rifle	Property Sold	Administrative Forfeiture	1,880	188	---	1,692
Game and Fish Laws	10/07/2024	Firearm	Benelli - 0.3 Caliber - Rifle	Property Sold	Administrative Forfeiture	2,000	200	---	1,800
Game and Fish Laws	08/27/2024	Firearm	Remington Guns - 0.27 Caliber - Rifle	Property Sold	Administrative Forfeiture	2,300	230	---	2,070
Agency Total						\$202,265	\$27,618	\$---	\$174,647
Dodge County Sheriff's Office									
DUI-Related	02/08/2024	Vehicle	2006 Cadillac SRX AWD	Salvage Yard	Administrative Forfeiture	---	260	---	---
DUI-Related	10/22/2024	Snowmobile	1994 Polaris Voyager 488	Salvage Yard	Administrative Forfeiture	100	200	---	---
DUI-Related	04/17/2024	Vehicle	2011 Chevrolet Silverado	Returned to Lienholder	Agreement	198	198	---	---
Fleeing a Peace Officer	02/07/2024	Motorcycle	2011 Suzuki GSXR600	Returned to Owner	Agreement	252	252	---	---
Fleeing a Peace Officer	12/30/2024	Vehicle	2004 Dodge Ram	Returned to Lienholder	Administrative Forfeiture	322	322	---	---
DUI-Related	02/12/2024	Vehicle	2016 Ford Fusion	Returned per Agreement	Agreement	390	465	---	---
Fleeing a Peace Officer	10/22/2024	Vehicle	2005 Chevrolet Silverado	Salvage Yard	Judicial Forfeiture	500	500	---	---
DUI-Related	10/22/2024	Vehicle	2004 Saturn Ion	Salvage Yard	Administrative Forfeiture	500	500	---	---
Agency Total						\$2,262	\$2,697	\$---	\$---

*When expenses exceed the gross amount received, the net proceeds available for distribution are shown as zero.

Table 2A
Property Seized Subject to State Forfeiture - Final Disposition - 2024
Sorted by Agency and Net Proceeds

Entity and Crime	Disposition Date	Type of Property	Property Detail	Disposition of Property	Basis of Disposition	Gross Sales	Expenses Paid	Amount Returned	Net Proceeds*
Douglas County Sheriff's Office									
DUI-Related	06/10/2024	Vehicle	2002 Chevrolet Avalanche	Returned to Owner	Court Ordered Return	131	131	---	---
Fleeing a Peace Officer	06/06/2024	Vehicle	2007 Lincoln MKZ FWD	Returned to Owner	Court Ordered Return	144	144	---	---
DUI-Related	04/30/2024	Vehicle	2013 Cadillac XTS	Returned to Lienholder	Administrative Forfeiture	202	202	---	---
DUI-Related	10/07/2024	Vehicle	2017 Dodge Durango	Returned per Agreement	Administrative Forfeiture	224	224	---	---
Fleeing a Peace Officer	03/07/2024	Vehicle	2003 Dodge Durango	Returned to Owner	Agreement	265	265	---	---
DUI-Related	07/31/2024	Vehicle	2007 Hummer H3 4WD	Returned to Owner	Court Ordered Return	323	323	---	---
Controlled Substance	06/26/2024	Cash		Cash Forfeiture	Administrative Forfeiture	2,520	---	---	2,520
Controlled Substance	06/26/2024	Cash		Cash Forfeiture	Administrative Forfeiture	4,000	---	---	4,000
Agency Total						\$7,809	\$1,289	\$---	\$6,520
Duluth Police Department									
DUI-Related	03/14/2024	Vehicle	2000 GMC Sierra 1500	Returned to Owner	Agreement	120	120	---	---
DUI-Related	01/01/2024	Vehicle	2005 Toyota Corolla	Returned to Lienholder	Administrative Forfeiture	128	128	---	---
DUI-Related	03/24/2024	Vehicle	1995 Buick Century	Returned to Owner	Agreement	128	128	---	---
DUI-Related	12/27/2024	Vehicle	2012 Ford Fusion	Property Sold	Administrative Forfeiture	180	184	---	---
DUI-Related	01/26/2024	Vehicle	2008 Nissan Pathfinder	Returned to Owner	Agreement	378	378	---	---
DUI-Related	01/01/2024	Vehicle	2017 Subaru Forester AWD	Returned per Agreement	Administrative Forfeiture	628	628	---	---
DUI-Related	01/22/2024	Vehicle	2007 Chevrolet Tahoe	Returned to Lienholder	Court Ordered Return	628	628	---	---
DUI-Related	12/27/2024	Vehicle	1998 Ford Taurus	Property Sold	Administrative Forfeiture	230	183	---	47
DUI-Related	05/24/2024	Vehicle	2002 Chevrolet TrailBlazer	Property Sold	Administrative Forfeiture	310	189	---	121
DUI-Related	12/27/2024	Vehicle	2015 Chevrolet Malibu	Property Sold	Administrative Forfeiture	555	367	---	188
DUI-Related	03/01/2024	Vehicle	2003 Nissan Pathfinder	Property Sold	Administrative Forfeiture	610	360	---	250
DUI-Related	03/01/2024	Vehicle	2002 Chevrolet Astro	Property Sold	Judicial Forfeiture	620	360	---	260
DUI-Related	12/27/2024	Vehicle	2008 Pontiac G6	Property Sold	Administrative Forfeiture	705	347	---	358
DUI-Related	12/27/2024	Vehicle	2010 Lexus RX 350	Property Sold	Administrative Forfeiture	650	254	---	396
DUI-Related	05/24/2024	Vehicle	2000 Ford F150	Property Sold	Administrative Forfeiture	645	229	---	416
DUI-Related	12/27/2024	Vehicle	2002 GMC Sierra 1500	Property Sold	Administrative Forfeiture	710	263	---	447
DUI-Related	05/24/2024	Vehicle	2006 Chevrolet Impala	Property Sold	Administrative Forfeiture	830	347	---	483
DUI-Related	03/01/2024	Vehicle	2010 Honda Accord	Property Sold	Administrative Forfeiture	910	293	---	617
DUI-Related	03/15/2024	Vehicle	2008 Pontiac G6 GT/GTP Convertible	Returned per Agreement	Administrative Forfeiture	628	---	---	628
Controlled Substance	01/29/2024	Cash		Cash Forfeiture	Administrative Forfeiture	631	---	---	631
DUI-Related	05/24/2024	Vehicle	2009 Honda CR-V 4WD	Property Sold	Administrative Forfeiture	3,060	568	---	2,492
Drive-by Shooting	05/24/2024	Vehicle	2006 Ford F250	Property Sold	Administrative Forfeiture	4,025	599	---	3,426
Agency Total						\$17,309	\$6,553	\$---	\$10,760

*When expenses exceed the gross amount received, the net proceeds available for distribution are shown as zero.

Table 2A
Property Seized Subject to State Forfeiture - Final Disposition - 2024
Sorted by Agency and Net Proceeds

Entity and Crime	Disposition Date	Type of Property	Property Detail	Disposition of Property	Basis of Disposition	Gross Sales	Expenses Paid	Amount Returned	Net Proceeds*
Eagan Police Department									
DUI-Related	07/17/2024	Vehicle	2009 Ford Escape	Property Sold	Administrative Forfeiture	261	615	---	---
Fleeing a Peace Officer	07/17/2024	Vehicle	2012 Ford Escape	Property Sold	Administrative Forfeiture	285	615	---	---
DUI-Related	04/02/2024	Vehicle	2003 Hummer H2	Property Sold	Administrative Forfeiture	2,966	1,450	---	1,516
Agency Total						\$3,512	\$2,680	\$---	\$1,516
East Central Drug Task Force									
Controlled Substance	11/19/2024	Vehicle	2019 Chevrolet Silverado	Returned to Lienholder	Agreement	---	---	---	---
Controlled Substance	11/21/2024	Electronics		Property Destroyed	Judicial Forfeiture	---	---	---	---
Controlled Substance	12/17/2024	Firearm	H&R - 12 Gauge - Shotgun	Property Sold	Administrative Forfeiture	50	---	---	50
Controlled Substance	12/17/2024	Firearm	Westernfield - 0.41 Caliber - Shotgun	Property Sold	Administrative Forfeiture	70	---	---	70
Controlled Substance	12/17/2024	Firearm	Savage - 0.41 Caliber - Shotgun	Property Sold	Administrative Forfeiture	70	---	---	70
Controlled Substance	12/17/2024	Firearm	Marlin - 0.22 Caliber - Rifle	Property Sold	Administrative Forfeiture	75	---	---	75
Controlled Substance	12/17/2024	Firearm	TriStar - 12 Gauge - Shotgun	Property Sold	Administrative Forfeiture	85	---	---	85
Controlled Substance	12/17/2024	Firearm	Ruger - 0.22 Caliber - Pistol	Property Sold	Administrative Forfeiture	95	---	---	95
Controlled Substance	10/15/2024	Firearm	SKS - 0.45 Caliber - Rifle	Property Sold	Summary Forfeiture	100	---	---	100
Controlled Substance	10/15/2024	Firearm	Nagant - 0.38 Caliber - Revolver	Property Sold	Summary Forfeiture	100	---	---	100
Controlled Substance	12/17/2024	Firearm	Canik USA - 9 Millimeter - Pistol	Property Sold	Administrative Forfeiture	112	---	---	112
Controlled Substance	12/17/2024	Firearm	Ruger - 0.22 Caliber - Rifle	Property Sold	Administrative Forfeiture	119	---	---	119
Controlled Substance	12/17/2024	Firearm	Leinad - 0.45 Caliber - Pistol	Property Sold	Administrative Forfeiture	140	---	---	140
Controlled Substance	12/17/2024	Firearm	Springfield - 9 Millimeter - Pistol	Property Sold	Administrative Forfeiture	140	---	---	140
Controlled Substance	12/17/2024	Firearm	Glock - 0.38 Caliber - Pistol	Property Sold	Administrative Forfeiture	160	---	---	160
Controlled Substance	12/17/2024	Firearm	Glock - 0.4 Caliber - Pistol	Property Sold	Administrative Forfeiture	160	---	---	160
Controlled Substance	12/17/2024	Firearm	Tippman Arms - 0.22 Caliber - Rifle	Property Sold	Administrative Forfeiture	170	---	---	170
Controlled Substance	12/17/2024	Firearm	American Tactical - 6 Millimeter - Rifle	Property Sold	Administrative Forfeiture	175	---	---	175
Controlled Substance	12/17/2024	Firearm	Stoeger - 12 Gauge - Shotgun	Property Sold	Administrative Forfeiture	175	---	---	175
Controlled Substance	12/17/2024	Firearm	ArmaLite - 6 Millimeter - Rifle	Property Sold	Administrative Forfeiture	250	---	---	250
Controlled Substance	06/21/2024	Cash		Cash Forfeiture	Administrative Forfeiture	1,653	---	---	1,653
Controlled Substance	11/21/2024	Cash		Cash Forfeiture	Administrative Forfeiture	2,100	---	---	2,100
Controlled Substance	10/18/2024	Cash		Cash Forfeiture	Judicial Forfeiture	17,554	---	2,800	14,754
Agency Total						\$23,553	\$---	\$2,800	\$20,753

*When expenses exceed the gross amount received, the net proceeds available for distribution are shown as zero.

Table 2A
Property Seized Subject to State Forfeiture - Final Disposition - 2024
Sorted by Agency and Net Proceeds

Entity and Crime	Disposition Date	Type of Property	Property Detail	Disposition of Property	Basis of Disposition	Gross Sales	Expenses Paid	Amount Returned	Net Proceeds*
East Grand Forks Police Department									
DUI-Related	09/22/2024	Vehicle	2006 Chevrolet Impala	Property Sold	Administrative Forfeiture	875	261	---	614
DUI-Related	09/22/2024	Vehicle	1997 Chevrolet Tahoe	Property Sold	Administrative Forfeiture	950	261	---	689
Controlled Substance	09/22/2024	Vehicle	2007 Mazda 3 4-Door	Property Sold	Administrative Forfeiture	1,525	261	---	1,264
DUI-Related	09/22/2024	Vehicle	2010 Honda Accord	Property Sold	Administrative Forfeiture	4,600	259	---	4,341
Controlled Substance	09/22/2024	Vehicle	2014 Ford Focus	Property Sold	Administrative Forfeiture	6,250	260	---	5,990
Agency Total						\$14,200	\$1,302	\$---	\$12,898
East Metro Sex Trafficking Task Force									
Prostitution	07/22/2024	Cash		Returned to Owner	Agreement	461	---	461	---
Prostitution	06/14/2024	Cash		Returned to Owner	Court Ordered Return	512	---	512	---
Prostitution	09/09/2024	Cash		Cash Forfeiture	Agreement	1,016	---	876	140
Prostitution	10/22/2024	Cash		Cash Forfeiture	Administrative Forfeiture	160	---	---	160
Agency Total						\$2,149	\$---	\$1,849	\$300
Eden Prairie Police Department									
Fleeing a Peace Officer	08/15/2024	Vehicle	2015 Dodge Charger	Returned to Owner	Judicial Forfeiture	---	---	---	---
Fleeing a Peace Officer	10/07/2024	Vehicle	2023 Dodge Charger	Returned to Owner	Judicial Forfeiture	---	---	---	---
Fleeing a Peace Officer	02/26/2024	Vehicle	2013 Ford Explorer	Returned to Owner	Judicial Forfeiture	330	330	---	---
Fleeing a Peace Officer	02/13/2024	Vehicle	2008 Dodge Caliber	Property Sold	Judicial Forfeiture	400	3,543	---	---
Fleeing a Peace Officer	04/16/2024	Motorcycle	2005 Yamaha YZF R6	Returned to Owner	Judicial Forfeiture	640	640	---	---
DUI-Related	01/23/2024	Vehicle	1999 Cadillac Escalade 4WD	Property Sold	Judicial Forfeiture	2,200	2,469	---	---
Agency Total						\$3,570	\$6,982	\$---	\$---

*When expenses exceed the gross amount received, the net proceeds available for distribution are shown as zero.

Table 2A
Property Seized Subject to State Forfeiture - Final Disposition - 2024
Sorted by Agency and Net Proceeds

Entity and Crime	Disposition Date	Type of Property	Property Detail	Disposition of Property	Basis of Disposition	Gross Sales	Expenses Paid	Amount Returned	Net Proceeds*
Edina Police Department									
DUI-Related	03/05/2024	Vehicle	2009 Toyota Camry	Returned to Owner	Court Ordered Return	---	---	---	---
Fleeing a Peace Officer	12/30/2024	Vehicle	2015 Chevrolet Silverado	Returned to Lienholder	Agreement	---	---	---	---
Fleeing a Peace Officer	04/08/2024	Vehicle	2008 Chevrolet Suburban	Salvage Yard	Court Ordered Return	---	---	---	---
DUI-Related	11/19/2024	Vehicle	2009 Honda Civic 4Dr	Salvage Yard	Administrative Forfeiture	---	---	---	---
DUI-Related	11/19/2024	Vehicle	2008 Chrysler Sebring 4 Door	Salvage Yard	Administrative Forfeiture	---	---	---	---
DUI-Related	05/02/2024	Vehicle	2019 Dodge Journey	Returned to Owner	Court Ordered Return	---	---	---	---
DUI-Related	05/09/2024	Vehicle	2006 Chevrolet Impala	Returned to Owner	Agreement	---	---	---	---
DUI-Related	06/05/2024	Vehicle	2016 Chevrolet Tahoe	Returned to Owner	Agreement	---	---	---	---
Fleeing a Peace Officer	04/16/2024	Vehicle	2003 Ford F150	Returned to Owner	Agreement	---	---	---	---
Fleeing a Peace Officer	08/08/2024	Vehicle	2022 Jeep Grand Cherokee 4WD	Returned to Owner	Agreement	---	---	---	---
Firearm Possession	07/01/2024	Firearm	Ruger - 9 Millimeter - Pistol	Retained for Destruction	Judicial Forfeiture	---	---	---	---
Firearm Possession	03/14/2024	Firearm	Glock - 9 Millimeter - Pistol	Retained for Destruction	Judicial Forfeiture	---	---	---	---
Firearm Possession	03/05/2024	Firearm	Taurus - 9 Millimeter - Pistol	Retained for Destruction	Judicial Forfeiture	---	---	---	---
Firearm Possession	01/18/2024	Firearm	Ruger - 9 Millimeter - Pistol	Retained for Destruction	Judicial Forfeiture	---	---	---	---
DUI-Related	11/26/2024	Other		Property Destroyed	Judicial Forfeiture	---	---	---	---
Firearm Possession	06/07/2024	Other		Property Destroyed	Judicial Forfeiture	---	---	---	---
DUI-Related	03/14/2024	Other		Property Destroyed	Judicial Forfeiture	---	---	---	---
DUI-Related	02/15/2024	Vehicle	2016 Honda Pilot 4WD	Returned to Owner	Agreement	70	---	---	70
DUI-Related	08/01/2024	Vehicle	2018 Toyota RAV4	Returned to Owner	Agreement	350	---	---	350
DUI-Related	11/21/2024	Vehicle	2016 Honda Accord	Returned to Owner	Agreement	700	---	---	700
DUI-Related	08/22/2024	Vehicle	2021 Chevrolet Silverado	Returned to Lienholder	Agreement	700	---	---	700
DUI-Related	04/18/2024	Vehicle	2014 Honda Odyssey	Returned to Owner	Agreement	700	---	---	700
DUI-Related	11/21/2024	Vehicle	2014 Infiniti Q50	Returned to Owner	Agreement	700	---	---	700
DUI-Related	12/10/2024	Vehicle	2013 Ford Escape	Property Sold	Administrative Forfeiture	2,674	---	---	2,674
DUI-Related	06/12/2024	Vehicle	2012 Ford Fusion	Property Sold	Administrative Forfeiture	6,525	391	---	6,134
DUI-Related	04/26/2024	Vehicle	2017 Jeep Grand Cherokee 4WD	Returned to Owner	Agreement	6,300	---	---	6,300
DUI-Related	06/18/2024	Vehicle	2013 Honda Accord	Property Sold	Administrative Forfeiture	14,075	750	---	13,325
Agency Total						\$32,794	\$1,141	\$---	\$31,653

*When expenses exceed the gross amount received, the net proceeds available for distribution are shown as zero.

Table 2A
Property Seized Subject to State Forfeiture - Final Disposition - 2024
Sorted by Agency and Net Proceeds

Entity and Crime	Disposition Date	Type of Property	Property Detail	Disposition of Property	Basis of Disposition	Gross Sales	Expenses Paid	Amount Returned	Net Proceeds*
Elk River Police Department									
DUI-Related	05/02/2024	Vehicle	2017 Chrysler 300C/SRT-8	Property Forwarded	Agreement	---	---	---	---
Controlled Substance	01/19/2024	Vehicle	2001 Chevrolet Suburban	Returned to Owner	Agreement	---	---	---	---
DUI-Related	11/05/2024	Vehicle	2010 Dodge Avenger	Property Sold	Administrative Forfeiture	70	252	---	---
DUI-Related	10/29/2024	Vehicle	2008 Chevrolet Cobalt	Property Sold	Administrative Forfeiture	160	252	---	---
DUI-Related	11/05/2024	Vehicle	2008 Mitsubishi Eclipse	Property Sold	Administrative Forfeiture	160	252	---	---
DUI-Related	11/05/2024	Motorcycle	2012 Kawasaki Ninja 650 EX650	Property Sold	Administrative Forfeiture	445	252	---	193
DUI-Related	10/29/2024	Vehicle	2003 BMW 325i	Property Sold	Administrative Forfeiture	554	252	---	302
DUI-Related	10/30/2024	Vehicle	2009 Pontiac Vibe AWD	Property Sold	Administrative Forfeiture	695	252	---	443
Agency Total						\$2,084	\$1,512	\$---	\$938
Elko New Market Police Department									
DUI-Related	02/15/2024	Vehicle	2020 Ford F250	Returned to Owner	Agreement	780	430	---	350
Agency Total						\$780	\$430	\$---	\$350
Faribault County Sheriff's Office									
Controlled Substance	11/19/2024	Cash		Cash Forfeiture	Administrative Forfeiture	120	---	---	120
Theft	11/25/2024	Cash		Cash Forfeiture	Administrative Forfeiture	288	---	---	288
DUI-Related	05/02/2024	Vehicle	2005 Chevrolet Equinox	Property Sold	Administrative Forfeiture	540	50	---	490
Controlled Substance	11/20/2024	Cash		Cash Forfeiture	Administrative Forfeiture	520	---	---	520
DUI-Related	05/02/2024	Vehicle	2000 Ford EXP	Property Sold	Administrative Forfeiture	735	51	---	684
DUI-Related	05/02/2024	Vehicle	2010 Chevrolet HHR FWD	Property Sold	Administrative Forfeiture	950	67	---	883
DUI-Related	05/02/2024	Vehicle	2007 Pontiac G6	Property Sold	Administrative Forfeiture	1,010	70	---	940
Controlled Substance	11/19/2024	Cash		Cash Forfeiture	Administrative Forfeiture	1,128	---	---	1,128
DUI-Related	05/02/2024	Vehicle	2004 Lincoln Aviator 2WD	Property Sold	Administrative Forfeiture	1,230	86	---	1,144
Controlled Substance	11/19/2024	Cash		Cash Forfeiture	Administrative Forfeiture	1,150	---	---	1,150
Agency Total						\$7,671	\$324	\$---	\$7,347

*When expenses exceed the gross amount received, the net proceeds available for distribution are shown as zero.

Table 2A
Property Seized Subject to State Forfeiture - Final Disposition - 2024
Sorted by Agency and Net Proceeds

Entity and Crime	Disposition Date	Type of Property	Property Detail	Disposition of Property	Basis of Disposition	Gross Sales	Expenses Paid	Amount Returned	Net Proceeds*
Fergus Falls Police Department									
Controlled Substance	08/13/2024	Firearm	Glock - 9 Millimeter - Pistol	Property Destroyed	Administrative Forfeiture	---	---	---	---
2nd Degree Assault	02/23/2024	Vehicle	2007 Chevrolet Monte Carlo	Returned to Owner	Agreement	100	100	---	---
Fleeing a Peace Officer	12/16/2024	Vehicle	1998 Toyota Camry	Salvage Yard	Judicial Forfeiture	200	200	---	---
Controlled Substance	05/09/2024	Vehicle	2003 Chevrolet Tahoe	Returned to Owner	Agreement	240	240	---	---
DUI-Related	10/10/2024	Vehicle	2004 Chevrolet Impala	Salvage Yard	Administrative Forfeiture	250	250	---	---
Controlled Substance	11/04/2024	Cash		Returned to Owner	Court Ordered Return	426	---	426	---
Controlled Substance	02/23/2024	Vehicle	2009 Chevrolet Suburban	Returned to Lienholder	Agreement	532	532	---	---
DUI-Related	12/06/2024	Vehicle	2019 Hyundai Sonata Limited	Returned per Agreement	Agreement	570	570	---	---
Controlled Substance	06/26/2024	Cash		Returned to Owner	Agreement	1,952	---	1,952	---
Controlled Substance	05/28/2024	Vehicle	2008 Ford Edge	Property Sold	Administrative Forfeiture	274	210	---	64
Controlled Substance	05/28/2024	Vehicle	2011 Subaru Forester AWD	Property Sold	Administrative Forfeiture	333	29	---	304
Controlled Substance	05/28/2024	Cash		Cash Forfeiture	Administrative Forfeiture	890	---	---	890
Agency Total						\$5,767	\$2,131	\$2,378	\$1,258
Fillmore County Sheriff's Office									
DUI-Related	12/23/2024	Vehicle	2015 Ford Taurus	Returned to Lienholder	Administrative Forfeiture	88	88	---	---
Fleeing a Peace Officer	03/23/2024	Vehicle	2008 Chevrolet Impala	Returned to Owner	Agreement	625	225	---	400
Fleeing a Peace Officer	01/03/2024	Vehicle	1989 Chevrolet K1500	Returned to Owner	Administrative Forfeiture	1,500	---	---	1,500
Agency Total						\$2,213	\$313	\$---	\$1,900
Fond du Lac Tribal Police Department									
Controlled Substance	07/11/2024	Cash		Cash Forfeiture	Court Ordered Return	2,707	---	1,000	1,707
Agency Total						\$2,707	\$---	\$1,000	\$1,707
Forest Lake Police Department									
DUI-Related	09/26/2024	Vehicle	2006 Mitsubishi Raider	Property Sold	Administrative Forfeiture	3,525	246	---	3,279
Burglary	03/29/2024	Motorcycle	2001 Harley-Davidson Dyna	Property Sold	Judicial Forfeiture	3,625	253	---	3,372
DUI-Related	04/10/2024	Motorcycle	2005 Harley-Davidson Dyna	Property Sold	Administrative Forfeiture	3,750	262	---	3,488
Agency Total						\$10,900	\$761	\$---	\$10,139
Frazee Police Department									
DUI-Related	04/18/2024	Vehicle	1995 Chevrolet Sport Van G30 2WD	Property Sold	Administrative Forfeiture	5,250	---	---	5,250
DUI-Related	04/18/2024	Motorcycle	2013 Harley-Davidson Dyna Fat Bob FXDF	Property Sold	Administrative Forfeiture	5,250	---	---	5,250
Agency Total						\$10,500	\$---	\$---	\$10,500

*When expenses exceed the gross amount received, the net proceeds available for distribution are shown as zero.

Table 2A
Property Seized Subject to State Forfeiture - Final Disposition - 2024
Sorted by Agency and Net Proceeds

Entity and Crime	Disposition Date	Type of Property	Property Detail	Disposition of Property	Basis of Disposition	Gross Sales	Expenses Paid	Amount Returned	Net Proceeds*
Freeborn County Sheriff's Office									
DUI-Related	09/04/2024	Vehicle	2012 GMC Acadia AWD	Property Retained	Administrative Forfeiture	---	447	---	---
Agency Total						\$---	\$447	\$---	\$---
Fridley Police Department									
Fleeing a Peace Officer	12/12/2024	Vehicle	2002 Chevrolet Suburban	Salvage Yard	Administrative Forfeiture	300	400	---	---
DUI-Related	07/30/2024	Vehicle	2007 Chevrolet Uplander AWD	Salvage Yard	Administrative Forfeiture	350	550	---	---
Controlled Substance	06/15/2024	Vehicle	2001 Jeep Grand Cherokee SRT8 4WD	Property Sold	Administrative Forfeiture	552	730	---	---
Controlled Substance	06/15/2024	Vehicle	2007 Chevrolet Impala	Property Sold	Administrative Forfeiture	736	740	---	---
Fleeing a Peace Officer	03/05/2024	Motorcycle	2004 Suzuki GSXR750	Property Sold	Administrative Forfeiture	745	757	---	---
Controlled Substance	12/02/2024	Cash		Cash Forfeiture	Administrative Forfeiture	220	---	---	220
Controlled Substance	06/15/2024	Vehicle	2010 Volkswagen Jetta	Property Sold	Administrative Forfeiture	1,564	730	---	834
Agency Total						\$4,467	\$3,907	\$---	\$1,054
Gaylord Police Department									
DUI-Related	11/26/2024	Vehicle	2009 Ford F150	Property Sold	Administrative Forfeiture	5,175	531	---	4,644
Agency Total						\$5,175	\$531	\$---	\$4,644
Gilbert Police Department									
Fleeing a Peace Officer	01/31/2024	ATV	2021 Polaris Polaris Ranger XP1000	Returned to Owner	Court Ordered Return	---	---	---	---
Agency Total						\$---	\$---	\$---	\$---
Glencoe Police Department									
Controlled Substance	11/12/2024	Vehicle	2016 Dodge Charger	Returned to Owner	Agreement	241	241	---	---
DUI-Related	08/28/2024	Vehicle	2007 Chevrolet Impala	Property Sold	Administrative Forfeiture	500	185	---	315
DUI-Related	02/01/2024	Vehicle	2006 Chevrolet Avalanche	Returned to Owner	Administrative Forfeiture	1,175	175	---	1,000
Agency Total						\$1,916	\$601	\$---	\$1,315
Glenwood Police Department									
DUI-Related	05/06/2024	Vehicle	2005 GMC Sierra Classic 1500 4WD	Returned to Owner	Administrative Forfeiture	---	---	---	---
Agency Total						\$---	\$---	\$---	\$---

*When expenses exceed the gross amount received, the net proceeds available for distribution are shown as zero.

Table 2A
Property Seized Subject to State Forfeiture - Final Disposition - 2024
Sorted by Agency and Net Proceeds

Entity and Crime	Disposition Date	Type of Property	Property Detail	Disposition of Property	Basis of Disposition	Gross Sales	Expenses Paid	Amount Returned	Net Proceeds*
Goodview Police Department									
Fleeing a Peace Officer	06/21/2024	Vehicle	2002 Buick Century	Returned to Owner	Administrative Forfeiture	450	450	---	---
DUI-Related	08/12/2024	Vehicle	2002 Lexus RX 300	Returned to Owner	Administrative Forfeiture	1,800	---	---	1,800
Fleeing a Peace Officer	03/21/2024	Motorcycle	2009 Harley-Davidson Dyna Street Bob FXDB	Returned to Owner	Agreement	3,000	---	---	3,000
Agency Total						\$5,250	\$450	\$---	\$4,800
Grand Rapids Police Department									
Firearm Possession	07/11/2024	Firearm	FIE - 12 Gauge - Shotgun	Retained for Destruction	Summary Forfeiture	---	---	---	---
Firearm Possession	07/21/2024	Firearm	Kimber - 0.45 Caliber - Pistol	Retained for Destruction	Summary Forfeiture	---	---	---	---
DUI-Related	01/22/2024	Vehicle	2014 Chevrolet Silverado	Returned to Owner	Administrative Forfeiture	210	---	---	210
Agency Total						\$210	\$---	\$---	\$210
Grant County Sheriff's Office									
DUI-Related	10/24/2024	Vehicle	2011 Jeep Wrangler 4WD	Returned to Lienholder	Administrative Forfeiture	411	---	---	411
Agency Total						\$411	\$---	\$---	\$411
Hastings Police Department									
DUI-Related	05/21/2024	Vehicle	2003 Chrysler Town and Country	Salvage Yard	Administrative Forfeiture	---	---	---	---
DUI-Related	02/21/2024	Vehicle	1998 Toyota Camry	Returned to Owner	Agreement	---	---	---	---
Fleeing a Peace Officer	03/21/2024	Vehicle	2019 Jeep Grand Cherokee 4WD	Returned to Owner	Agreement	---	---	---	---
DUI-Related	02/22/2024	Vehicle	2015 Honda CR-V 2WD	Returned to Owner	Agreement	---	---	---	---
DUI-Related	06/14/2024	Vehicle	2015 Chevrolet Equinox	Returned to Owner	Agreement	---	---	---	---
DUI-Related	11/15/2024	Vehicle	2013 Toyota Tacoma	Returned to Owner	Agreement	---	---	---	---
Agency Total						\$---	\$---	\$---	\$---
Hector Police Department									
Controlled Substance	09/12/2024	Vehicle	2008 Chevrolet Silverado	Property Sold	Administrative Forfeiture	7,000	9,562	---	---
Agency Total						\$7,000	\$9,562	\$---	\$---
Hennepin County Sheriff's Office									
DUI-Related	07/19/2024	Vehicle	2014 Chrysler 300	Returned to Owner	Agreement	---	---	---	---
DUI-Related	07/01/2024	Vehicle	2015 Dodge Charger	Returned to Owner	Agreement	---	---	---	---
DUI-Related	10/03/2024	Vehicle	2009 Chevrolet Suburban	Returned to Owner	Agreement	---	---	---	---
DUI-Related	11/15/2024	Vehicle	2014 Audi A4	Returned to Lienholder	Agreement	---	---	---	---
DUI-Related	05/01/2024	Vehicle	2006 Volvo XC90 AWD	Property Sold	Administrative Forfeiture	775	295	---	480
DUI-Related	05/01/2024	Vehicle	2015 Mazda 3 4-Door	Property Sold	Administrative Forfeiture	2,520	745	---	1,775
Agency Total						\$3,295	\$1,040	\$---	\$2,255

*When expenses exceed the gross amount received, the net proceeds available for distribution are shown as zero.

Table 2A
Property Seized Subject to State Forfeiture - Final Disposition - 2024
Sorted by Agency and Net Proceeds

Entity and Crime	Disposition Date	Type of Property	Property Detail	Disposition of Property	Basis of Disposition	Gross Sales	Expenses Paid	Amount Returned	Net Proceeds*
Hennepin County Violent Offenders Task Force									
Fleeing a Peace Officer	08/06/2024	Vehicle	2021 Dodge Charger	Returned to Lienholder	Court Ordered Return	---	---	---	---
DUI-Related	11/14/2024	Vehicle	2015 Cadillac Escalade AWD	Returned to Lienholder	Agreement	---	---	---	---
Controlled Substance	04/19/2024	Firearm	Polymer 80 - 0.4 Caliber - Pistol	Property Destroyed	Administrative Forfeiture	---	---	---	---
Controlled Substance	03/27/2024	Firearm	Glock - 9 Millimeter - Pistol	Retained for Destruction	Administrative Forfeiture	---	---	---	---
Controlled Substance	03/28/2024	Firearm	Glock - 9 Millimeter - Pistol	Retained for Destruction	Administrative Forfeiture	---	---	---	---
Controlled Substance	04/19/2024	Firearm	Glock - 9 Millimeter - Pistol	Property Destroyed	Administrative Forfeiture	---	---	---	---
Controlled Substance	09/26/2024	Firearm	Glock - 0.4 Caliber - Pistol	Retained for Destruction	Administrative Forfeiture	---	---	---	---
Controlled Substance	04/09/2024	Firearm	SAR USA - 9 Millimeter - Pistol	Retained for Destruction	Administrative Forfeiture	---	---	---	---
Controlled Substance	04/12/2024	Firearm	Walther - 0.38 Caliber - Pistol	Property Destroyed	Administrative Forfeiture	---	---	---	---
Controlled Substance	04/19/2024	Firearm	Century Arms - 8 Millimeter - Rifle	Property Destroyed	Administrative Forfeiture	---	---	---	---
Controlled Substance	04/19/2024	Firearm	Palmetto State Armory - 6 Millimeter - Rifle	Property Destroyed	Administrative Forfeiture	---	---	---	---
Controlled Substance	04/09/2024	Cash		Cash Forfeiture	Administrative Forfeiture	1,410	---	---	1,410
Controlled Substance	03/25/2024	Cash		Cash Forfeiture	Administrative Forfeiture	1,680	---	---	1,680
Controlled Substance	04/12/2024	Cash		Cash Forfeiture	Administrative Forfeiture	1,740	---	---	1,740
Controlled Substance	04/19/2024	Cash		Cash Forfeiture	Administrative Forfeiture	2,353	---	---	2,353
Controlled Substance	09/26/2024	Cash		Cash Forfeiture	Administrative Forfeiture	2,469	---	---	2,469
Controlled Substance	04/09/2024	Cash		Cash Forfeiture	Administrative Forfeiture	2,660	---	---	2,660
Controlled Substance	04/11/2024	Cash		Cash Forfeiture	Administrative Forfeiture	2,818	---	---	2,818
Controlled Substance	04/09/2024	Cash		Cash Forfeiture	Administrative Forfeiture	2,998	---	---	2,998
Controlled Substance	04/19/2024	Cash		Cash Forfeiture	Administrative Forfeiture	3,369	---	---	3,369
Controlled Substance	04/09/2024	Cash		Cash Forfeiture	Administrative Forfeiture	3,385	---	---	3,385
Controlled Substance	03/27/2024	Cash		Cash Forfeiture	Administrative Forfeiture	3,587	---	---	3,587
Controlled Substance	03/27/2024	Cash		Cash Forfeiture	Administrative Forfeiture	3,600	---	---	3,600
Controlled Substance	03/27/2024	Cash		Cash Forfeiture	Administrative Forfeiture	3,904	---	---	3,904
Controlled Substance	04/09/2024	Cash		Cash Forfeiture	Administrative Forfeiture	4,346	---	---	4,346
Controlled Substance	01/23/2024	Cash		Cash Forfeiture	Administrative Forfeiture	4,583	---	---	4,583
Controlled Substance	03/27/2024	Cash		Cash Forfeiture	Administrative Forfeiture	5,381	---	---	5,381
Controlled Substance	03/27/2024	Cash		Cash Forfeiture	Administrative Forfeiture	5,780	---	---	5,780
Controlled Substance	03/25/2024	Cash		Cash Forfeiture	Administrative Forfeiture	7,000	---	---	7,000
Controlled Substance	03/27/2024	Cash		Cash Forfeiture	Administrative Forfeiture	8,000	---	---	8,000
Controlled Substance	03/27/2024	Cash		Cash Forfeiture	Administrative Forfeiture	9,400	---	---	9,400
Controlled Substance	03/27/2024	Cash		Cash Forfeiture	Administrative Forfeiture	15,734	100	---	15,634
Controlled Substance	04/22/2024	Cash		Cash Forfeiture	Agreement	186,082	---	1,000	185,082
Agency Total						\$282,279	\$100	\$1,000	\$281,179

*When expenses exceed the gross amount received, the net proceeds available for distribution are shown as zero.

Table 2A
Property Seized Subject to State Forfeiture - Final Disposition - 2024
Sorted by Agency and Net Proceeds

Entity and Crime	Disposition Date	Type of Property	Property Detail	Disposition of Property	Basis of Disposition	Gross Sales	Expenses Paid	Amount Returned	Net Proceeds*
Hibbing Police Department									
Firearm Possession	06/13/2024	Firearm	Taurus - 0.41 Caliber - Revolver	Property Sold	Administrative Forfeiture	200	---	---	200
Agency Total						\$200	\$---	\$---	\$200
Hopkins Police Department									
DUI-Related	05/29/2024	Vehicle	2016 Land Rover Range Rover	Returned to Lienholder	Administrative Forfeiture	125	135	---	---
DUI-Related	07/16/2024	Vehicle	2008 Mazda CX-9 2WD	Returned to Owner	Agreement	134	134	---	---
Fleeing a Peace Officer	03/14/2024	Motorcycle	2019 Yamaha	Returned to Owner	Agreement	249	551	---	---
DUI-Related	06/03/2024	Vehicle	2012 Ford Focus	Salvage Yard	Administrative Forfeiture	300	125	---	175
DUI-Related	02/08/2024	Vehicle	2013 Ford F150	Returned to Lienholder	Administrative Forfeiture	1,405	160	---	1,245
Agency Total						\$2,213	\$1,105	\$---	\$1,420
Houston County Sheriff's Office									
DUI-Related	08/09/2024	Vehicle	2005 Dodge Stratus	Property Sold	Administrative Forfeiture	300	527	---	---
Agency Total						\$300	\$527	\$---	\$---

*When expenses exceed the gross amount received, the net proceeds available for distribution are shown as zero.

Table 2A
Property Seized Subject to State Forfeiture - Final Disposition - 2024
Sorted by Agency and Net Proceeds

Entity and Crime	Disposition Date	Type of Property	Property Detail	Disposition of Property	Basis of Disposition	Gross Sales	Expenses Paid	Amount Returned	Net Proceeds*
Hubbard County Sheriff's Office									
DUI-Related	04/02/2024	Vehicle	2006 Ford Taurus	Returned to Owner	Agreement	---	---	---	---
Fleeing a Peace Officer	03/28/2024	Vehicle	2013 Chevrolet Suburban	Returned to Owner	Agreement	---	---	---	---
DUI-Related	06/12/2024	Vehicle	2009 Nissan Titan	Returned per Agreement	Administrative Forfeiture	---	---	---	---
DUI-Related	03/13/2024	Vehicle	2021 Chevrolet Tahoe	Returned to Lienholder	Agreement	---	---	---	---
Fleeing a Peace Officer	03/07/2024	Vehicle	2013 Chevrolet Camaro	Returned to Owner	Agreement	---	---	---	---
Fleeing a Peace Officer	12/09/2024	Vehicle	1991 GMC Sierra Classic 1500 4WD	Returned to Owner	Agreement	---	---	---	---
DUI-Related	11/20/2024	Vehicle	2002 Chevrolet TrailBlazer	Returned to Owner	Agreement	---	---	---	---
DUI-Related	11/27/2024	Vehicle	2012 Jeep Wrangler 4WD	Returned to Lienholder	Agreement	---	---	---	---
DUI-Related	10/10/2024	Snowmobile	2022 Ski-Doo	Returned to Owner	Court Ordered Return	---	---	---	---
Controlled Substance	01/08/2024	Vehicle	2007 Buick Terraza AWD	Property Sold	Administrative Forfeiture	97	504	---	---
Controlled Substance	02/11/2024	Vehicle	2001 Ford Explorer	Property Sold	Administrative Forfeiture	122	266	---	---
Controlled Substance	02/11/2024	Vehicle	2008 Chevrolet Malibu	Property Sold	Administrative Forfeiture	331	341	---	---
Controlled Substance	01/22/2024	Cash		Returned to Owner	Agreement	456	---	456	---
Fleeing a Peace Officer	03/20/2024	Other		Returned to Owner	Agreement	705	705	---	---
Controlled Substance	02/02/2024	Firearm	Derringer - 0.22 Caliber - Unknown	Property Sold	Administrative Forfeiture	10	---	---	10
Controlled Substance	02/02/2024	Firearm	Pioneer Gamble - 0.22 Caliber - Shotgun	Property Sold	Administrative Forfeiture	10	---	---	10
Controlled Substance	02/02/2024	Firearm	Mossberg - 0.22 Caliber - Unknown	Property Sold	Administrative Forfeiture	10	---	---	10
Controlled Substance	02/02/2024	Firearm	Stevens - 0.22 Caliber - Unknown	Property Sold	Administrative Forfeiture	10	---	---	10
DUI-Related	02/22/2024	Vehicle	1996 Lexus ES 330	Property Sold	Administrative Forfeiture	133	46	---	87
DUI-Related	02/22/2024	Vehicle	2007 Ford Taurus	Property Sold	Administrative Forfeiture	260	57	---	203
DUI-Related	02/22/2024	Vehicle	2004 GMC Envoy 4WD	Property Sold	Administrative Forfeiture	750	514	---	236
DUI-Related	02/22/2024	Vehicle	2005 GMC Envoy 4WD	Property Sold	Administrative Forfeiture	625	372	---	253
DUI-Related	01/16/2024	Vehicle	1995 Ford F150	Property Sold	Administrative Forfeiture	299	35	---	264
DUI-Related	02/22/2024	Vehicle	2002 Chevrolet Suburban	Property Sold	Administrative Forfeiture	1,050	654	---	396
DUI-Related	02/22/2024	Vehicle	2003 Chevrolet Tahoe	Property Sold	Administrative Forfeiture	900	202	---	698
Controlled Substance	02/22/2024	Vehicle	2005 Cadillac CTS	Property Sold	Judicial Forfeiture	800	91	---	709
Controlled Substance	01/22/2024	Cash		Cash Forfeiture	Administrative Forfeiture	1,000	---	---	1,000
DUI-Related	02/22/2024	Vehicle	2005 Nissan Pathfinder	Property Sold	Administrative Forfeiture	1,275	138	---	1,137
DUI-Related	02/22/2024	Vehicle	2012 Jeep Grand Cherokee 4WD	Property Sold	Administrative Forfeiture	1,700	172	---	1,528
Fleeing a Peace Officer	02/16/2024	Motorcycle	2018 Kawasaki ZR900	Property Sold	Judicial Forfeiture	4,325	577	---	3,748
Agency Total						\$14,868	\$4,674	\$456	\$10,299

*When expenses exceed the gross amount received, the net proceeds available for distribution are shown as zero.

Table 2A
Property Seized Subject to State Forfeiture - Final Disposition - 2024
Sorted by Agency and Net Proceeds

Entity and Crime	Disposition Date	Type of Property	Property Detail	Disposition of Property	Basis of Disposition	Gross Sales	Expenses Paid	Amount Returned	Net Proceeds*
International Falls Police Department									
Controlled Substance	07/11/2024	Vehicle	2012 Ford F150	Returned to Owner	Agreement	---	---	---	---
Agency Total						\$---	\$---	\$---	\$---
Inver Grove Heights Public Safety Department									
DUI-Related	02/16/2024	Vehicle	2018 GMC Sierra 1500	Property Retained	Administrative Forfeiture	---	---	---	---
DUI-Related	01/08/2024	Vehicle	2015 GMC Sierra 1500	Returned to Lienholder	Administrative Forfeiture	---	---	---	---
Fleeing a Peace Officer	07/15/2024	Vehicle	2011 Ford Edge	Property Sold	Judicial Forfeiture	400	385	---	15
Fleeing a Peace Officer	07/15/2024	Vehicle	2015 Volkswagen Jetta	Property Sold	Judicial Forfeiture	2,600	1,988	---	612
Fleeing a Peace Officer	07/15/2024	Vehicle	2012 Honda Civic	Property Sold	Judicial Forfeiture	2,400	1,383	---	1,017
Controlled Substance	10/07/2024	Cash		Cash Forfeiture	Administrative Forfeiture	2,107	---	633	1,474
Controlled Substance	10/07/2024	Cash		Cash Forfeiture	Administrative Forfeiture	2,818	---	845	1,973
Controlled Substance	08/07/2024	Cash		Cash Forfeiture	Administrative Forfeiture	3,701	---	1,111	2,590
Agency Total						\$14,026	\$3,756	\$2,589	\$7,681
Itasca County Sheriff's Office									
Fleeing a Peace Officer	01/02/2024	Vehicle	1999 GMC Sierra 1500	Property Sold	Judicial Forfeiture	200	387	---	---
DUI-Related	12/31/2024	Vehicle	2015 Subaru Impreza AWD	Property Sold	Summary Forfeiture	803	303	---	500
Controlled Substance	11/12/2024	Cash		Cash Forfeiture	Administrative Forfeiture	6,655	---	---	6,655
Agency Total						\$7,658	\$690	\$---	\$7,155
Jordan Police Department									
Controlled Substance	12/18/2024	Firearm	Bersa - 0.38 Caliber - Pistol	Retained for Destruction	Administrative Forfeiture	---	---	---	---
DUI-Related	05/13/2024	Vehicle	2020 Chevrolet Trax	Returned to Lienholder	Agreement	500	---	---	500
DUI-Related	06/26/2024	Vehicle	2014 Ford F150	Returned per Agreement	Agreement	500	---	---	500
DUI-Related	05/17/2024	Vehicle	2014 Buick LaCrosse AWD	Returned to Owner	Agreement	600	---	---	600
Controlled Substance	10/22/2024	Cash		Cash Forfeiture	Administrative Forfeiture	1,103	---	---	1,103
Agency Total						\$2,703	\$---	\$---	\$2,703
Kanabec County Sheriff's Office									
Fleeing a Peace Officer	06/25/2024	Vehicle	2000 Dodge Durango	Returned to Owner	Judicial Forfeiture	---	---	---	---
Fleeing a Peace Officer	07/25/2024	Vehicle	2020 Dodge Ram	Returned to Owner	Agreement	---	---	---	---
Agency Total						\$---	\$---	\$---	\$---

*When expenses exceed the gross amount received, the net proceeds available for distribution are shown as zero.

Table 2A
Property Seized Subject to State Forfeiture - Final Disposition - 2024
Sorted by Agency and Net Proceeds

Entity and Crime	Disposition Date	Type of Property	Property Detail	Disposition of Property	Basis of Disposition	Gross Sales	Expenses Paid	Amount Returned	Net Proceeds*
Kandiyohi County Sheriff's Office									
Fleeing a Peace Officer	07/01/2024	Vehicle	2007 Chevrolet Equinox	Returned to Owner	Agreement	---	---	---	---
DUI-Related	02/26/2024	Vehicle	1998 Chevrolet Tahoe	Returned to Owner	Agreement	380	380	---	---
DUI-Related	07/12/2024	Boat	1991 Shore Land-R Shore Land-R	Property Sold	Administrative Forfeiture	210	50	---	160
DUI-Related	10/21/2024	Vehicle	2006 Chevrolet TrailBlazer	Property Sold	Administrative Forfeiture	660	343	---	317
Controlled Substance	10/30/2024	Vehicle	2006 Hummer H3 4WD	Property Sold	Administrative Forfeiture	3,534	442	---	3,092
DUI-Related	07/13/2024	Vehicle	2013 Ford Escape	Property Sold	Administrative Forfeiture	5,875	---	---	5,875
Controlled Substance	11/22/2024	Cash		Cash Forfeiture	Administrative Forfeiture	9,034	---	---	9,034
Agency Total						\$19,693	\$1,215	\$---	\$18,478
Kasson Police Department									
DUI-Related	04/05/2024	Vehicle	2015 Chevrolet Silverado	Returned per Agreement	Agreement	490	490	---	---
Agency Total						\$490	\$490	\$---	\$---
Keewatin Police Department									
DUI-Related	05/24/2024	ATV	2022 Polaris RZR	Returned to Lienholder	Administrative Forfeiture	1,255	755	---	500
Fleeing a Peace Officer	05/24/2024	Vehicle	2006 GMC Sierra 1500	Property Sold	Administrative Forfeiture	1,350	350	---	1,000
Agency Total						\$2,605	\$1,105	\$---	\$1,500
Lac qui Parle County Sheriff's Office									
Controlled Substance	08/14/2024	Vehicle	2001 Chevrolet Monte Carlo	Property Sold	Administrative Forfeiture	480	---	---	480
Controlled Substance	08/14/2024	Vehicle	2003 Pontiac Grand Prix	Property Sold	Administrative Forfeiture	760	---	---	760
Agency Total						\$1,240	\$---	\$---	\$1,240

*When expenses exceed the gross amount received, the net proceeds available for distribution are shown as zero.

Table 2A
Property Seized Subject to State Forfeiture - Final Disposition - 2024
Sorted by Agency and Net Proceeds

Entity and Crime	Disposition Date	Type of Property	Property Detail	Disposition of Property	Basis of Disposition	Gross Sales	Expenses Paid	Amount Returned	Net Proceeds*
Lake Superior Drug and Violent Crime Task Force									
Controlled Substance	01/23/2024	Vehicle	2011 Dodge Ram	Property Retained	Administrative Forfeiture	---	---	---	---
Controlled Substance	10/23/2024	Cash		Cash Forfeiture	Administrative Forfeiture	368	---	---	368
Controlled Substance	01/23/2024	Cash		Cash Forfeiture	Administrative Forfeiture	555	---	---	555
Controlled Substance	03/18/2024	Cash		Cash Forfeiture	Administrative Forfeiture	600	---	---	600
Controlled Substance	05/14/2024	Cash		Cash Forfeiture	Administrative Forfeiture	606	---	---	606
Controlled Substance	09/04/2024	Cash		Cash Forfeiture	Administrative Forfeiture	744	---	---	744
Controlled Substance	11/15/2024	Cash		Cash Forfeiture	Administrative Forfeiture	1,125	---	---	1,125
Controlled Substance	05/10/2024	Cash		Cash Forfeiture	Administrative Forfeiture	1,544	---	---	1,544
Controlled Substance	11/15/2024	Cash		Cash Forfeiture	Administrative Forfeiture	1,562	---	---	1,562
Controlled Substance	10/25/2024	Cash		Cash Forfeiture	Administrative Forfeiture	1,860	---	---	1,860
Controlled Substance	02/23/2024	Cash		Cash Forfeiture	Administrative Forfeiture	2,300	---	---	2,300
Controlled Substance	08/30/2024	Cash		Cash Forfeiture	Administrative Forfeiture	2,938	---	---	2,938
Controlled Substance	10/25/2024	Cash		Cash Forfeiture	Administrative Forfeiture	3,299	---	---	3,299
Controlled Substance	11/26/2024	Cash		Cash Forfeiture	Administrative Forfeiture	4,900	---	---	4,900
Controlled Substance	12/10/2024	Cash		Cash Forfeiture	Administrative Forfeiture	5,676	---	---	5,676
Controlled Substance	08/30/2024	Cash		Cash Forfeiture	Administrative Forfeiture	6,540	---	---	6,540
Controlled Substance	12/13/2024	Cash		Cash Forfeiture	Administrative Forfeiture	8,900	---	---	8,900
Controlled Substance	08/30/2024	Cash		Cash Forfeiture	Administrative Forfeiture	10,771	---	---	10,771
Controlled Substance	02/21/2024	Cash		Cash Forfeiture	Administrative Forfeiture	12,385	---	---	12,385
Controlled Substance	10/25/2024	Cash		Cash Forfeiture	Administrative Forfeiture	14,920	---	---	14,920
Controlled Substance	06/26/2024	Vehicle	2014 Chrysler 300C/SRT-8	Property Sold	Judicial Forfeiture	17,200	52	---	17,148
Controlled Substance	10/23/2024	Cash		Cash Forfeiture	Administrative Forfeiture	18,320	---	---	18,320
Controlled Substance	04/10/2024	Cash		Cash Forfeiture	Administrative Forfeiture	23,550	---	---	23,550
Controlled Substance	04/23/2024	Cash		Cash Forfeiture	Administrative Forfeiture	33,555	---	---	33,555
Agency Total						\$174,218	\$52	\$---	\$174,166
Lakes Area Drug Investigative Division									
Controlled Substance	07/02/2024	Cash		Cash Forfeiture	Administrative Forfeiture	300	---	---	300
Controlled Substance	04/11/2024	Cash		Cash Forfeiture	Administrative Forfeiture	1,815	---	---	1,815
Controlled Substance	11/13/2024	Cash		Cash Forfeiture	Administrative Forfeiture	26,186	---	---	26,186
Agency Total						\$28,301	\$---	\$---	\$28,301
Lakes Area Police District									
DUI-Related	03/13/2024	Vehicle	2011 Honda Pilot 4WD	Returned to Owner	Agreement	400	400	---	---
Agency Total						\$400	\$400	\$---	\$---

*When expenses exceed the gross amount received, the net proceeds available for distribution are shown as zero.

Table 2A
Property Seized Subject to State Forfeiture - Final Disposition - 2024
Sorted by Agency and Net Proceeds

Entity and Crime	Disposition Date	Type of Property	Property Detail	Disposition of Property	Basis of Disposition	Gross Sales	Expenses Paid	Amount Returned	Net Proceeds*
Le Sueur County Sheriff's Office									
DUI-Related	01/11/2024	Vehicle	2008 GMC Sierra 1500	Returned to Owner	Agreement	590	590	---	---
DUI-Related	02/13/2024	Vehicle	2013 Hyundai Elantra	Returned to Owner	Agreement	500	---	---	500
DUI-Related	12/05/2024	Vehicle	2007 Saturn Ion	Returned to Owner	Agreement	500	---	---	500
Agency Total						\$1,590	\$590	\$---	\$1,000
Le Sueur Police Department									
DUI-Related	12/05/2024	Vehicle	2010 Chevrolet Malibu	Property Sold	Administrative Forfeiture	300	90	---	210
Agency Total						\$300	\$90	\$---	\$210
Lino Lakes Police Department									
Firearm Possession	03/27/2024	Firearm	Glock - 9 Millimeter - Pistol	Property Destroyed	Judicial Forfeiture	---	---	---	---
Fleeing a Peace Officer	10/08/2024	Vehicle	2015 Chrysler 200	Returned to Lienholder	Judicial Forfeiture	185	185	---	---
DUI-Related	04/19/2024	Vehicle	2020 Ford Escape	Returned per Agreement	Agreement	185	532	---	---
DUI-Related	11/04/2024	Vehicle	2005 Chevrolet Colorado	Property Sold	Administrative Forfeiture	800	736	---	64
DUI-Related	11/04/2024	Vehicle	2007 Mitsubishi Galant Sigma	Property Sold	Administrative Forfeiture	700	415	---	285
DUI-Related	11/04/2024	Vehicle	2005 Chrysler 300 M	Property Sold	Administrative Forfeiture	800	328	---	472
DUI-Related	11/04/2024	Vehicle	2008 Ram 1500 4WD	Property Sold	Administrative Forfeiture	2,200	556	---	1,644
Agency Total						\$4,870	\$2,752	\$---	\$2,465
Lonsdale Police Department									
Controlled Substance	09/23/2024	Vehicle	2007 Kia Spectra	Property Forwarded	Administrative Forfeiture	---	242	---	---
Agency Total						\$---	\$242	\$---	\$---
Lyon County Sheriff's Office									
DUI-Related	07/29/2024	Vehicle	2010 Ford Escape	Returned to Owner	Agreement	340	340	---	---
Agency Total						\$340	\$340	\$---	\$---
Madison Lake Police Department									
Fleeing a Peace Officer	09/04/2024	Vehicle	2007 Cadillac DTS	Salvage Yard	Judicial Forfeiture	200	157	---	43
Agency Total						\$200	\$157	\$---	\$43
Mahnomen County Sheriff's Office									
Fleeing a Peace Officer	04/09/2024	Vehicle	2002 Chevrolet Avalanche	Returned to Owner	Agreement	---	---	---	---
Agency Total						\$---	\$---	\$---	\$---

*When expenses exceed the gross amount received, the net proceeds available for distribution are shown as zero.

Table 2A
Property Seized Subject to State Forfeiture - Final Disposition - 2024
Sorted by Agency and Net Proceeds

Entity and Crime	Disposition Date	Type of Property	Property Detail	Disposition of Property	Basis of Disposition	Gross Sales	Expenses Paid	Amount Returned	Net Proceeds*
Mankato Department of Public Safety									
Possession of Pornography	11/30/2024	Computer		Property Destroyed	Judicial Forfeiture	---	---	---	---
Firearm Possession	10/02/2024	Firearm	Iver-Johnson - 12 Gauge - Shotgun	Property Destroyed	Administrative Forfeiture	---	---	---	---
Robbery - Aggravated	10/02/2024	Firearm	Smith and Wesson - 6 Millimeter - Rifle	Property Destroyed	Administrative Forfeiture	---	---	---	---
Robbery - Aggravated	10/02/2024	Firearm	Taurus - 9 Millimeter - Pistol	Property Destroyed	Administrative Forfeiture	---	---	---	---
Firearm Possession	10/02/2024	Firearm	FEG - 9 Millimeter - Pistol	Property Destroyed	Administrative Forfeiture	---	---	---	---
Firearm Possession	10/02/2024	Firearm	Smith and Wesson - 9 Millimeter - Pistol	Property Destroyed	Administrative Forfeiture	---	---	---	---
Firearm Possession	10/02/2024	Firearm	SCCY - 9 Millimeter - Pistol	Property Destroyed	Administrative Forfeiture	---	---	---	---
Firearm Possession	10/02/2024	Firearm	Century Arms Inc. - 9 Millimeter - Pistol	Property Destroyed	Administrative Forfeiture	---	---	---	---
Fleeing a Peace Officer	10/10/2024	Vehicle	2015 Subaru Forester AWD	Returned to Owner	Agreement	150	150	---	---
DUI-Related	10/14/2024	Vehicle	2013 Ford Focus	Returned to Owner	Agreement	150	150	---	---
DUI-Related	08/29/2024	Vehicle	2020 Audi	Returned to Owner	Court Ordered Return	150	150	---	---
DUI-Related	11/20/2024	Vehicle	2014 Jeep Grand Cherokee 4WD	Returned to Owner	Agreement	150	150	---	---
DUI-Related	08/01/2024	Vehicle	2010 Cadillac CTS	Returned to Owner	Agreement	150	150	---	---
DUI-Related	05/13/2024	Vehicle	2016 Ford Fusion	Returned to Lienholder	Administrative Forfeiture	150	150	---	---
Fleeing a Peace Officer	10/18/2024	Motorcycle	2014 Honda CBR650F	Returned to Owner	Agreement	150	150	---	---
DUI-Related	07/12/2024	Motorcycle	2014 Tao Tao Moped	Property Sold	Administrative Forfeiture	350	230	---	120
DUI-Related	12/05/2024	Vehicle	2008 Toyota Avalon	Property Sold	Administrative Forfeiture	300	178	---	122
Fleeing a Peace Officer	12/05/2024	Vehicle	2008 Nissan Altima	Property Sold	Administrative Forfeiture	300	130	---	170
DUI-Related	12/18/2024	Vehicle	2006 Buick Rendezvous AWD	Property Sold	Administrative Forfeiture	350	150	---	200
DUI-Related	08/14/2024	Vehicle	2003 Chevrolet Avalanche	Property Sold	Administrative Forfeiture	570	230	---	340
DUI-Related	09/06/2024	Vehicle	1999 Chevrolet Express	Property Sold	Administrative Forfeiture	600	228	---	372
DUI-Related	07/12/2024	Motorcycle	2012 Yamaha V Star 950 XVS950	Property Sold	Administrative Forfeiture	1,750	302	---	1,448
DUI-Related	12/05/2024	Vehicle	2007 Honda Accord	Property Sold	Administrative Forfeiture	1,751	300	---	1,451
DUI-Related	12/05/2024	Vehicle	2009 Hyundai Elantra	Property Sold	Administrative Forfeiture	2,000	388	---	1,612
DUI-Related	07/12/2024	Motorcycle	2016 Harley-Davidson Road Glide Special FLTRXS	Property Sold	Administrative Forfeiture	7,525	629	---	6,896
Agency Total						\$16,546	\$3,815	\$---	\$12,731
Maple Grove Police Department									
DUI-Related	04/16/2024	Vehicle	2016 Dodge Ram	Returned per Agreement	Court Ordered Return	---	---	---	---
DUI-Related	04/18/2024	Vehicle	2002 Chevrolet Avalanche	Returned to Owner	Court Ordered Return	---	---	---	---
DUI-Related	01/24/2024	Vehicle	2011 Mitsubishi Endeavor	Returned per Agreement	Agreement	200	200	---	---
Controlled Substance	08/07/2024	Cash		Cash Forfeiture	Administrative Forfeiture	2,045	---	---	2,045
DUI-Related	11/07/2024	Vehicle	2017 Ford F150	Returned to Owner	Agreement	3,000	---	---	3,000
Agency Total						\$5,245	\$200	\$---	\$5,045

*When expenses exceed the gross amount received, the net proceeds available for distribution are shown as zero.

Table 2A
Property Seized Subject to State Forfeiture - Final Disposition - 2024
Sorted by Agency and Net Proceeds

Entity and Crime	Disposition Date	Type of Property	Property Detail	Disposition of Property	Basis of Disposition	Gross Sales	Expenses Paid	Amount Returned	Net Proceeds*
Mapleton Police Department									
DUI-Related	12/31/2024	Motorcycle	2005 Harley-Davidson Unknown	Property Sold	Administrative Forfeiture	4,025	269	---	3,756
Agency Total						\$4,025	\$269	\$---	\$3,756
Maplewood Police Department									
Controlled Substance	04/10/2024	Firearm	Stoeger - 9 Millimeter - Pistol	Retained for Destruction	Administrative Forfeiture	---	---	---	---
Controlled Substance	01/23/2024	Cash		Cash Forfeiture	Administrative Forfeiture	1,663	---	---	1,663
Controlled Substance	09/06/2024	Cash		Cash Forfeiture	Administrative Forfeiture	5,458	---	---	5,458
Controlled Substance	04/10/2024	Cash		Cash Forfeiture	Administrative Forfeiture	5,722	---	---	5,722
Agency Total						\$12,843	\$---	\$---	\$12,843
Marshall Police Department									
DUI-Related	12/16/2024	Vehicle	2005 Pontiac Grand Prix	Property Sold	Administrative Forfeiture	510	80	---	430
DUI-Related	05/21/2024	Vehicle	2007 Ford F150	Returned to Owner	Administrative Forfeiture	600	80	---	520
Agency Total						\$1,110	\$160	\$---	\$950
McLeod County Sheriff's Office									
Fleeing a Peace Officer	03/15/2024	Vehicle	2004 Ford F250	Returned to Owner	Agreement	254	254	---	---
Fleeing a Peace Officer	03/28/2024	Vehicle	1999 Lexus LS 400	Property Sold	Administrative Forfeiture	720	372	---	348
Fleeing a Peace Officer	02/22/2024	Motorcycle	2014 Honda VFR750R RC30	Returned to Owner	Administrative Forfeiture	2,675	175	---	2,500
Agency Total						\$3,649	\$801	\$---	\$2,848
Meeker County Sheriff's Office									
Receiving Stolen Property	12/18/2024	Cash		Returned to Owner	Court Ordered Return	---	---	90,140	---
Controlled Substance	01/22/2024	Cash		Cash Forfeiture	Administrative Forfeiture	384	---	---	384
Agency Total						\$384	\$---	\$90,140	\$384
Melrose Police Department									
DUI-Related	10/11/2024	Vehicle	2005 Ford Taurus	Property Sold	Administrative Forfeiture	250	135	---	115
DUI-Related	10/11/2024	Vehicle	2004 Pontiac Grand Prix	Property Sold	Administrative Forfeiture	250	135	---	115
Agency Total						\$500	\$270	\$---	\$230

*When expenses exceed the gross amount received, the net proceeds available for distribution are shown as zero.

Table 2A
Property Seized Subject to State Forfeiture - Final Disposition - 2024
Sorted by Agency and Net Proceeds

Entity and Crime	Disposition Date	Type of Property	Property Detail	Disposition of Property	Basis of Disposition	Gross Sales	Expenses Paid	Amount Returned	Net Proceeds*
Metropolitan Airports Commission Police Department									
DUI-Related	02/15/2024	Vehicle	2004 Subaru Forester AWD	Salvage Yard	Administrative Forfeiture	275	173	---	102
DUI-Related	02/15/2024	Vehicle	2008 Mazda 6	Salvage Yard	Administrative Forfeiture	300	152	---	148
DUI-Related	02/15/2024	Vehicle	1997 Lincoln Town Car	Salvage Yard	Administrative Forfeiture	330	107	---	223
Controlled Substance	06/03/2024	Cash		Cash Forfeiture	Administrative Forfeiture	1,814	---	---	1,814
Agency Total						\$2,719	\$432	\$---	\$2,287
Milaca Police Department									
DUI-Related	07/24/2024	Vehicle	2005 Chevrolet Suburban	Returned to Owner	Agreement	3,000	---	---	3,000
DUI-Related	02/07/2024	Bond/Security		Bond for Distribution	Administrative Forfeiture	6,000	---	---	6,000
Agency Total						\$9,000	\$---	\$---	\$9,000
Mille Lacs County Sheriff's Office									
Controlled Substance	04/30/2024	Cash		Cash Forfeiture	Administrative Forfeiture	115	---	---	115
Agency Total						\$115	\$---	\$---	\$115
Mille Lacs Tribal Police Department									
Fleeing a Peace Officer	01/01/2024	Vehicle	2008 Chevrolet Suburban	Returned to Owner	Court Ordered Return	---	---	---	---
Fleeing a Peace Officer	12/16/2024	Vehicle	2011 Kia Sorento AWD	Property Sold	Administrative Forfeiture	251	75	---	176
Controlled Substance	12/12/2024	Vehicle	2006 Land Rover Range Rover	Property Sold	Administrative Forfeiture	1,001	788	---	213
Controlled Substance	12/12/2024	Vehicle	1996 Chevrolet Tahoe	Property Sold	Administrative Forfeiture	401	27	---	374
DUI-Related	12/20/2024	Vehicle	2012 Chevrolet Impala	Property Sold	Administrative Forfeiture	2,000	313	---	1,687
Controlled Substance	12/20/2024	Vehicle	2015 Cadillac XTS	Property Sold	Administrative Forfeiture	5,000	673	---	4,327
Agency Total						\$8,653	\$1,876	\$---	\$6,777
Minneapolis Park Police Department									
Controlled Substance	01/01/2024	Cash		Cash Forfeiture	Judicial Forfeiture	1,200	---	---	1,200
Agency Total						\$1,200	\$---	\$---	\$1,200
Minneapolis Police Department									
DUI-Related	12/05/2024	Vehicle	2004 Chevrolet Impala	Property Destroyed	Administrative Forfeiture	---	---	---	---
DUI-Related	12/05/2024	Vehicle	2010 Chevrolet Traverse AWD	Property Destroyed	Administrative Forfeiture	---	---	---	---
Controlled Substance	06/11/2024	Vehicle	2006 Chevrolet Impala	Salvage Yard	Administrative Forfeiture	---	---	---	---
Controlled Substance	06/11/2024	Vehicle	2006 GMC Yukon XL 1500	Salvage Yard	Administrative Forfeiture	---	---	---	---
Firearm Possession	10/23/2024	Firearm	Smith and Wesson - 9 Millimeter - Pistol	Property Forwarded	Summary Forfeiture	---	---	---	---
Firearm Possession	10/23/2024	Firearm	Taurus - 9 Millimeter - Pistol	Property Retained	Summary Forfeiture	---	---	---	---
Firearm Possession	10/23/2024	Firearm	Smith and Wesson - 0.4 Caliber - Pistol	Property Destroyed	Summary Forfeiture	---	---	---	---

*When expenses exceed the gross amount received, the net proceeds available for distribution are shown as zero.

Table 2A
Property Seized Subject to State Forfeiture - Final Disposition - 2024
Sorted by Agency and Net Proceeds

Entity and Crime	Disposition Date	Type of Property	Property Detail	Disposition of Property	Basis of Disposition	Gross Sales	Expenses Paid	Amount Returned	Net Proceeds*
Minneapolis Police Department (Continued)									
Firearm Possession	10/23/2024	Firearm	Taurus - 9 Millimeter - Pistol	Property Destroyed	Summary Forfeiture	---	---	---	---
Firearm Possession	10/23/2024	Firearm	Kel-Tec - 9 Millimeter - Pistol	Property Destroyed	Summary Forfeiture	---	---	---	---
Firearm Possession	10/23/2024	Firearm	Glock - 0.4 Caliber - Pistol	Property Forwarded	Summary Forfeiture	---	---	---	---
Firearm Possession	10/23/2024	Firearm	Imperial Metal Products - 0.22 Caliber - Revolver	Property Destroyed	Summary Forfeiture	---	---	---	---
Firearm Possession	10/23/2024	Firearm	Hi-Point - 0.4 Caliber - Pistol	Property Destroyed	Summary Forfeiture	---	---	---	---
Firearm Possession	10/23/2024	Firearm	Colt - 0.22 Caliber - Revolver	Property Destroyed	Judicial Forfeiture	---	---	---	---
Firearm Possession	10/23/2024	Firearm	Erma - 0.22 Caliber - Pistol	Property Destroyed	Summary Forfeiture	---	---	---	---
Firearm Possession	10/23/2024	Firearm	Iver-Johnson - 0.32 Caliber - Revolver	Property Destroyed	Summary Forfeiture	---	---	---	---
Firearm Possession	10/23/2024	Firearm	Cobra - 0.38 Caliber - Pistol	Property Destroyed	Summary Forfeiture	---	---	---	---
Firearm Possession	10/23/2024	Firearm	Hi-Point - 9 Millimeter - Pistol	Property Destroyed	Summary Forfeiture	---	---	---	---
Firearm Possession	10/23/2024	Firearm	Iver-Johnson - 0.32 Caliber - Revolver	Property Destroyed	Summary Forfeiture	---	---	---	---
Firearm Possession	10/23/2024	Firearm	Thompson Center Arms - 0.45 Caliber - Pistol	Property Retained	Summary Forfeiture	---	---	---	---
Firearm Possession	10/23/2024	Firearm	Ruger - 0.36 Caliber - Revolver	Property Destroyed	Summary Forfeiture	---	---	---	---
Firearm Possession	10/23/2024	Firearm	Hi-Point - 9 Millimeter - Pistol	Property Destroyed	Summary Forfeiture	---	---	---	---
Firearm Possession	10/23/2024	Firearm	Kimber - 0.45 Caliber - Pistol	Property Retained	Summary Forfeiture	---	---	---	---
Firearm Possession	10/23/2024	Firearm	Kahr Arms - 9 Millimeter - Pistol	Property Destroyed	Summary Forfeiture	---	---	---	---
Firearm Possession	10/23/2024	Firearm	Taurus - 9 Millimeter - Pistol	Property Retained	Summary Forfeiture	---	---	---	---
Firearm Possession	10/23/2024	Firearm	Smith and Wesson - 0.4 Caliber - Pistol	Property Destroyed	Summary Forfeiture	---	---	---	---
Firearm Possession	10/23/2024	Firearm	Norinco - 8 Millimeter - Rifle	Property Destroyed	Summary Forfeiture	---	---	---	---
Firearm Possession	10/23/2024	Firearm	Western Field - 12 Gauge - Shotgun	Property Destroyed	Summary Forfeiture	---	---	---	---
Firearm Possession	10/23/2024	Firearm	Hi-Point - 9 Millimeter - Pistol	Property Destroyed	Summary Forfeiture	---	---	---	---
Firearm Possession	10/23/2024	Firearm	Ruger - 9 Millimeter - Pistol	Property Destroyed	Summary Forfeiture	---	---	---	---
Firearm Possession	10/23/2024	Firearm	Glock - 9 Millimeter - Pistol	Property Retained	Summary Forfeiture	---	---	---	---
Firearm Possession	10/23/2024	Firearm	CZ-USA - 9 Millimeter - Pistol	Property Retained	Summary Forfeiture	---	---	---	---
Firearm Possession	10/23/2024	Firearm	Beretta - 0.4 Caliber - Pistol	Property Destroyed	Summary Forfeiture	---	---	---	---
Firearm Possession	10/23/2024	Firearm	Taurus - 9 Millimeter - Pistol	Property Destroyed	Summary Forfeiture	---	---	---	---
Firearm Possession	10/23/2024	Firearm	Polymer 80 - 9 Millimeter - Pistol	Property Destroyed	Summary Forfeiture	---	---	---	---
Firearm Possession	10/23/2024	Firearm	Springfield - 9 Millimeter - Pistol	Property Destroyed	Summary Forfeiture	---	---	---	---
Firearm Possession	10/23/2024	Firearm	Helwan - 9 Millimeter - Pistol	Property Destroyed	Summary Forfeiture	---	---	---	---
Firearm Possession	10/23/2024	Firearm	Smith and Wesson - 0.38 Caliber - Pistol	Property Forwarded	Summary Forfeiture	---	---	---	---
Firearm Possession	10/23/2024	Firearm	Smith and Wesson - 0.38 Caliber - Revolver	Property Destroyed	Summary Forfeiture	---	---	---	---
Firearm Possession	10/23/2024	Firearm	Springfield - 0.4 Caliber - Pistol	Property Destroyed	Summary Forfeiture	---	---	---	---
Firearm Possession	10/23/2024	Firearm	Jimenez - 0.38 Caliber - Pistol	Property Destroyed	Summary Forfeiture	---	---	---	---
Firearm Possession	10/23/2024	Firearm	Springfield - 9 Millimeter - Pistol	Property Retained	Summary Forfeiture	---	---	---	---

*When expenses exceed the gross amount received, the net proceeds available for distribution are shown as zero.

Table 2A
Property Seized Subject to State Forfeiture - Final Disposition - 2024
Sorted by Agency and Net Proceeds

Entity and Crime	Disposition Date	Type of Property	Property Detail	Disposition of Property	Basis of Disposition	Gross Sales	Expenses Paid	Amount Returned	Net Proceeds*
Minneapolis Police Department (Continued)									
Firearm Possession	10/23/2024	Firearm	Sears - 0.22 Caliber - Rifle	Property Destroyed	Summary Forfeiture	---	---	---	---
Firearm Possession	10/23/2024	Firearm	Smith and Wesson - 12 Gauge - Shotgun	Property Destroyed	Summary Forfeiture	---	---	---	---
Firearm Possession	10/23/2024	Firearm	Taurus - 9 Millimeter - Pistol	Property Retained	Summary Forfeiture	---	---	---	---
Firearm Possession	10/23/2024	Firearm	Lorcin - 0.22 Caliber - Pistol	Property Destroyed	Summary Forfeiture	---	---	---	---
Firearm Possession	10/23/2024	Firearm	H&R - 0.22 Caliber - Revolver	Property Destroyed	Summary Forfeiture	---	---	---	---
Firearm Possession	10/23/2024	Firearm	Beretta - 9 Millimeter - Pistol	Property Forwarded	Summary Forfeiture	---	---	---	---
Firearm Possession	10/23/2024	Firearm	Beretta - 9 Millimeter - Pistol	Property Retained	Summary Forfeiture	---	---	---	---
Firearm Possession	10/23/2024	Firearm	Taurus - 9 Millimeter - Pistol	Property Retained	Summary Forfeiture	---	---	---	---
Firearm Possession	10/23/2024	Firearm	Glock - 0.4 Caliber - Pistol	Property Retained	Summary Forfeiture	---	---	---	---
Firearm Possession	10/23/2024	Firearm	Smith and Wesson - 9 Millimeter - Pistol	Property Forwarded	Summary Forfeiture	---	---	---	---
Firearm Possession	10/23/2024	Firearm	Scy - 9 Millimeter - Pistol	Property Retained	Judicial Forfeiture	---	---	---	---
Firearm Possession	10/23/2024	Firearm	Glock - 0.4 Caliber - Pistol	Property Forwarded	Summary Forfeiture	---	---	---	---
Firearm Possession	10/23/2024	Firearm	Iver-Johnson - 0.32 Caliber - Revolver	Property Destroyed	Summary Forfeiture	---	---	---	---
Firearm Possession	10/23/2024	Firearm	Smith and Wesson - 0.22 Caliber - Pistol	Property Destroyed	Summary Forfeiture	---	---	---	---
Firearm Possession	10/23/2024	Firearm	Beretta - 0.22 Caliber - Pistol	Property Destroyed	Summary Forfeiture	---	---	---	---
Firearm Possession	10/23/2024	Firearm	Magnum - 9 Millimeter - Pistol	Property Forwarded	Summary Forfeiture	---	---	---	---
Firearm Possession	10/23/2024	Firearm	Hi-Point - 0.4 Caliber - Pistol	Property Destroyed	Summary Forfeiture	---	---	---	---
Firearm Possession	10/23/2024	Firearm	Smith and Wesson - 0.4 Caliber - Pistol	Property Destroyed	Summary Forfeiture	---	---	---	---
Firearm Possession	10/23/2024	Firearm	Taurus - 9 Millimeter - Pistol	Property Retained	Summary Forfeiture	---	---	---	---
Firearm Possession	10/23/2024	Firearm	Springfield - 0.45 Caliber - Pistol	Property Forwarded	Judicial Forfeiture	---	---	---	---
Firearm Possession	10/23/2024	Firearm	Ruger - 0.22 Caliber - Pistol	Property Destroyed	Summary Forfeiture	---	---	---	---
Firearm Possession	10/23/2024	Firearm	Hi-Point - 0.4 Caliber - Pistol	Property Destroyed	Summary Forfeiture	---	---	---	---
Firearm Possession	10/23/2024	Firearm	Rossi - 0.36 Caliber - Revolver	Property Destroyed	Summary Forfeiture	---	---	---	---
Firearm Possession	10/23/2024	Firearm	Springfield - 9 Millimeter - Pistol	Property Destroyed	Summary Forfeiture	---	---	---	---
Firearm Possession	10/23/2024	Firearm	Arminius - 0.38 Caliber - Revolver	Property Destroyed	Summary Forfeiture	---	---	---	---
Firearm Possession	10/23/2024	Firearm	Bersa - 0.38 Caliber - Pistol	Property Destroyed	Summary Forfeiture	---	---	---	---
Firearm Possession	10/23/2024	Firearm	Smith and Wesson - 0.4 Caliber - Pistol	Property Forwarded	Summary Forfeiture	---	---	---	---
Firearm Possession	10/23/2024	Firearm	Smith and Wesson - 0.22 Caliber - Revolver	Property Destroyed	Summary Forfeiture	---	---	---	---
Firearm Possession	10/23/2024	Firearm	Citadel - 0.45 Caliber - Pistol	Property Retained	Summary Forfeiture	---	---	---	---
Firearm Possession	10/23/2024	Firearm	Lorcin - 0.22 Caliber - Pistol	Property Destroyed	Summary Forfeiture	---	---	---	---
Firearm Possession	10/23/2024	Firearm	Rohm - 0.22 Caliber - Revolver	Property Destroyed	Summary Forfeiture	---	---	---	---
Firearm Possession	10/23/2024	Firearm	Bryco Arms - 0.32 Caliber - Pistol	Property Destroyed	Summary Forfeiture	---	---	---	---
Firearm Possession	10/23/2024	Firearm	Stoeger - 9 Millimeter - Pistol	Property Retained	Summary Forfeiture	---	---	---	---
Firearm Possession	10/23/2024	Firearm	Ruger - 0.38 Caliber - Pistol	Property Destroyed	Summary Forfeiture	---	---	---	---

*When expenses exceed the gross amount received, the net proceeds available for distribution are shown as zero.

Table 2A
Property Seized Subject to State Forfeiture - Final Disposition - 2024
Sorted by Agency and Net Proceeds

Entity and Crime	Disposition Date	Type of Property	Property Detail	Disposition of Property	Basis of Disposition	Gross Sales	Expenses Paid	Amount Returned	Net Proceeds*
Minneapolis Police Department (Continued)									
Firearm Possession	10/23/2024	Firearm	H&R - 0.32 Caliber - Revolver	Property Destroyed	Summary Forfeiture	---	---	---	---
Firearm Possession	10/23/2024	Firearm	LO INC - 0.38 Caliber - Pistol	Property Forwarded	Judicial Forfeiture	---	---	---	---
Firearm Possession	10/23/2024	Firearm	Ruger - 9 Millimeter - Pistol	Property Destroyed	Summary Forfeiture	---	---	---	---
Firearm Possession	10/23/2024	Firearm	Charter Arms - 0.38 Caliber - Revolver	Property Destroyed	Summary Forfeiture	---	---	---	---
Firearm Possession	10/23/2024	Firearm	FIE - 0.38 Caliber - Revolver	Property Destroyed	Summary Forfeiture	---	---	---	---
Firearm Possession	10/23/2024	Firearm	Kel-Tec - 0.38 Caliber - Pistol	Property Destroyed	Judicial Forfeiture	---	---	---	---
Firearm Possession	10/23/2024	Firearm	Bersa - 0.38 Caliber - Pistol	Property Destroyed	Summary Forfeiture	---	---	---	---
Firearm Possession	10/23/2024	Firearm	High Standard - 0.22 Caliber - Pistol	Property Destroyed	Summary Forfeiture	---	---	---	---
Firearm Possession	10/23/2024	Firearm	Smith and Wesson - 9 Millimeter - Pistol	Property Destroyed	Summary Forfeiture	---	---	---	---
Firearm Possession	10/23/2024	Firearm	Phoenix Arms - 0.22 Caliber - Pistol	Property Destroyed	Summary Forfeiture	---	---	---	---
Firearm Possession	10/23/2024	Firearm	Kahr Arms - 0.4 Caliber - Pistol	Property Forwarded	Summary Forfeiture	---	---	---	---
Firearm Possession	10/23/2024	Firearm	Ruger - 9 Millimeter - Pistol	Property Destroyed	Summary Forfeiture	---	---	---	---
Firearm Possession	10/23/2024	Firearm	FIE - 0.25 Caliber - Pistol	Property Destroyed	Summary Forfeiture	---	---	---	---
Firearm Possession	10/23/2024	Firearm	FIE - 0.22 Caliber - Revolver	Property Destroyed	Summary Forfeiture	---	---	---	---
Firearm Possession	10/23/2024	Firearm	Davis - 0.22 Caliber - Pistol	Property Destroyed	Summary Forfeiture	---	---	---	---
Firearm Possession	10/23/2024	Firearm	Smith and Wesson - 9 Millimeter - Pistol	Property Destroyed	Judicial Forfeiture	---	---	---	---
Firearm Possession	10/23/2024	Firearm	Taurus - 0.45 Caliber - Revolver	Property Retained	Judicial Forfeiture	---	---	---	---
Firearm Possession	10/23/2024	Firearm	Vzor - 0.32 Caliber - Pistol	Property Destroyed	Summary Forfeiture	---	---	---	---
Firearm Possession	10/23/2024	Firearm	Llama - 0.45 Caliber - Pistol	Property Destroyed	Summary Forfeiture	---	---	---	---
Firearm Possession	10/23/2024	Firearm	Ruger - 0.45 Caliber - Pistol	Property Destroyed	Summary Forfeiture	---	---	---	---
Firearm Possession	10/23/2024	Firearm	Remington Guns - 0.45 Caliber - Pistol	Property Retained	Summary Forfeiture	---	---	---	---
Firearm Possession	10/23/2024	Firearm	Smith and Wesson - 0.4 Caliber - Pistol	Property Forwarded	Judicial Forfeiture	---	---	---	---
Firearm Possession	10/23/2024	Firearm	Taurus - 0.4 Caliber - Pistol	Property Retained	Summary Forfeiture	---	---	---	---
Firearm Possession	10/23/2024	Firearm	Rossi - 0.36 Caliber - Revolver	Property Destroyed	Summary Forfeiture	---	---	---	---
Firearm Possession	10/23/2024	Firearm	Hi-Point - 0.38 Caliber - Pistol	Property Destroyed	Summary Forfeiture	---	---	---	---
Firearm Possession	10/23/2024	Firearm	Ruger - 0.38 Caliber - Pistol	Property Destroyed	Summary Forfeiture	---	---	---	---
Firearm Possession	10/23/2024	Firearm	Phoenix Arms - 0.25 Caliber - Pistol	Property Destroyed	Summary Forfeiture	---	---	---	---
Firearm Possession	10/23/2024	Firearm	Jimenez - 0.38 Caliber - Pistol	Property Destroyed	Judicial Forfeiture	---	---	---	---
Firearm Possession	10/23/2024	Firearm	Ruger - 0.38 Caliber - Pistol	Property Destroyed	Judicial Forfeiture	---	---	---	---
Firearm Possession	10/23/2024	Firearm	German Sports - 0.22 Caliber - Pistol	Property Retained	Summary Forfeiture	---	---	---	---
Firearm Possession	10/23/2024	Firearm	FT - 0.38 Caliber - Pistol	Property Forwarded	Summary Forfeiture	---	---	---	---
Firearm Possession	10/23/2024	Firearm	Ruger - 0.38 Caliber - Pistol	Property Destroyed	Judicial Forfeiture	---	---	---	---
Firearm Possession	10/23/2024	Firearm	Kel-Tec - 9 Millimeter - Pistol	Property Destroyed	Summary Forfeiture	---	---	---	---
Firearm Possession	10/23/2024	Firearm	Mossberg - 12 Gauge - Shotgun	Property Destroyed	Summary Forfeiture	---	---	---	---

*When expenses exceed the gross amount received, the net proceeds available for distribution are shown as zero.

Table 2A
Property Seized Subject to State Forfeiture - Final Disposition - 2024
Sorted by Agency and Net Proceeds

Entity and Crime	Disposition Date	Type of Property	Property Detail	Disposition of Property	Basis of Disposition	Gross Sales	Expenses Paid	Amount Returned	Net Proceeds*
Minneapolis Police Department (Continued)									
Firearm Possession	10/23/2024	Firearm	Taurus - 0.22 Caliber - Revolver	Property Retained	Summary Forfeiture	---	---	---	---
Firearm Possession	10/23/2024	Firearm	Ruger - 0.38 Caliber - Revolver	Property Destroyed	Judicial Forfeiture	---	---	---	---
Firearm Possession	10/23/2024	Firearm	Hi-Point - 0.45 Caliber - Pistol	Property Destroyed	Summary Forfeiture	---	---	---	---
Firearm Possession	10/23/2024	Firearm	Smith and Wesson - 0.38 Caliber - Revolver	Property Destroyed	Summary Forfeiture	---	---	---	---
Firearm Possession	10/23/2024	Firearm	Smith and Wesson - 9 Millimeter - Pistol	Property Forwarded	Summary Forfeiture	---	---	---	---
Firearm Possession	10/23/2024	Firearm	Star - 0.45 Caliber - Pistol	Property Destroyed	Summary Forfeiture	---	---	---	---
Firearm Possession	10/23/2024	Firearm	Hi-Point - 0.38 Caliber - Pistol	Property Destroyed	Summary Forfeiture	---	---	---	---
Firearm Possession	10/23/2024	Firearm	Miroku - 0.38 Caliber - Revolver	Property Destroyed	Summary Forfeiture	---	---	---	---
Firearm Possession	10/23/2024	Firearm	Glock - 9 Millimeter - Pistol	Property Destroyed	Judicial Forfeiture	---	---	---	---
Firearm Possession	10/23/2024	Firearm	Smith and Wesson - 9 Millimeter - Pistol	Property Destroyed	Summary Forfeiture	---	---	---	---
Firearm Possession	10/23/2024	Firearm	Rohm - 0.38 Caliber - Revolver	Property Destroyed	Summary Forfeiture	---	---	---	---
Firearm Possession	10/23/2024	Firearm	Glock - 9 Millimeter - Pistol	Property Retained	Judicial Forfeiture	---	---	---	---
Firearm Possession	10/23/2024	Firearm	Taurus - 0.38 Caliber - Pistol	Property Destroyed	Summary Forfeiture	---	---	---	---
Firearm Possession	10/23/2024	Firearm	Zestiva - 8 Millimeter - Rifle	Property Destroyed	Judicial Forfeiture	---	---	---	---
Firearm Possession	10/23/2024	Firearm	Smith and Wesson - 0.4 Caliber - Pistol	Property Retained	Summary Forfeiture	---	---	---	---
Firearm Possession	10/23/2024	Firearm	Colt - 0.45 Caliber - Pistol	Property Forwarded	Administrative Forfeiture	---	---	---	---
Firearm Possession	10/23/2024	Firearm	Glock - 0.4 Caliber - Pistol	Property Retained	Summary Forfeiture	---	---	---	---
Firearm Possession	10/23/2024	Firearm	Taurus - 9 Millimeter - Pistol	Property Retained	Summary Forfeiture	---	---	---	---
Firearm Possession	10/23/2024	Firearm	Taurus - 0.25 Caliber - Pistol	Property Destroyed	Summary Forfeiture	---	---	---	---
Firearm Possession	10/23/2024	Firearm	Charter - 0.22 Caliber - Rifle	Property Retained	Summary Forfeiture	---	---	---	---
Firearm Possession	10/23/2024	Firearm	Zastiva - 8 Millimeter - Rifle	Property Destroyed	Summary Forfeiture	---	---	---	---
Firearm Possession	10/23/2024	Firearm	Taurus - 0.38 Caliber - Pistol	Property Destroyed	Summary Forfeiture	---	---	---	---
Firearm Possession	10/23/2024	Firearm	Hi-Point - 9 Millimeter - Pistol	Property Destroyed	Summary Forfeiture	---	---	---	---
Firearm Possession	10/23/2024	Firearm	Smith and Wesson - 0.38 Caliber - Revolver	Property Destroyed	Summary Forfeiture	---	---	---	---
Firearm Possession	10/23/2024	Firearm	Beretta - 0.38 Caliber - Pistol	Property Retained	Summary Forfeiture	---	---	---	---
Firearm Possession	10/23/2024	Firearm	Marlin - 0.22 Caliber - Revolver	Property Destroyed	Summary Forfeiture	---	---	---	---
Firearm Possession	10/23/2024	Firearm	Cobra - 0.32 Caliber - Pistol	Property Destroyed	Summary Forfeiture	---	---	---	---
Firearm Possession	10/23/2024	Firearm	Ruger - 0.38 Caliber - Revolver	Property Retained	Administrative Forfeiture	---	---	---	---
Firearm Possession	10/23/2024	Firearm	Winchester - 12 Gauge - Shotgun	Property Destroyed	Summary Forfeiture	---	---	---	---
Firearm Possession	10/23/2024	Firearm	Remington Guns - 12 Gauge - Shotgun	Property Destroyed	Summary Forfeiture	---	---	---	---
Firearm Possession	10/23/2024	Firearm	Smith and Wesson - 9 Millimeter - Pistol	Property Forwarded	Summary Forfeiture	---	---	---	---
Firearm Possession	10/23/2024	Firearm	Smith and Wesson - 0.38 Caliber - Pistol	Property Destroyed	Summary Forfeiture	---	---	---	---
Firearm Possession	10/23/2024	Firearm	Walther - 0.22 Caliber - Pistol	Property Retained	Summary Forfeiture	---	---	---	---
Firearm Possession	10/23/2024	Firearm	Tanfoglio - 0.38 Caliber - Pistol	Property Destroyed	Summary Forfeiture	---	---	---	---

*When expenses exceed the gross amount received, the net proceeds available for distribution are shown as zero.

Table 2A
Property Seized Subject to State Forfeiture - Final Disposition - 2024
Sorted by Agency and Net Proceeds

Entity and Crime	Disposition Date	Type of Property	Property Detail	Disposition of Property	Basis of Disposition	Gross Sales	Expenses Paid	Amount Returned	Net Proceeds*
Minneapolis Police Department (Continued)									
Firearm Possession	10/23/2024	Firearm	Scpy - 9 Millimeter - Pistol	Property Retained	Summary Forfeiture	---	---	---	---
Firearm Possession	10/23/2024	Firearm	Smith and Wesson - 0.17 Caliber - Pistol	Property Forwarded	Summary Forfeiture	---	---	---	---
Firearm Possession	10/23/2024	Firearm	Hi-Point - 9 Millimeter - Pistol	Property Destroyed	Summary Forfeiture	---	---	---	---
Firearm Possession	10/23/2024	Firearm	Amadeo Rossi - 0.38 Caliber - Revolver	Property Destroyed	Summary Forfeiture	---	---	---	---
Firearm Possession	10/23/2024	Firearm	Smith and Wesson - 0.4 Caliber - Pistol	Property Destroyed	Administrative Forfeiture	---	---	---	---
Firearm Possession	10/23/2024	Firearm	Ruger - 9 Millimeter - Pistol	Property Destroyed	Summary Forfeiture	---	---	---	---
Firearm Possession	10/23/2024	Firearm	Ruger - 0.38 Caliber - Pistol	Property Destroyed	Summary Forfeiture	---	---	---	---
Firearm Possession	10/23/2024	Firearm	Iver-Johnson - 0.32 Caliber - Revolver	Property Destroyed	Summary Forfeiture	---	---	---	---
Firearm Possession	10/23/2024	Firearm	Smith and Wesson - 0.17 Caliber - Pistol	Property Destroyed	Summary Forfeiture	---	---	---	---
Firearm Possession	10/23/2024	Firearm	Star - 9 Millimeter - Pistol	Property Destroyed	Summary Forfeiture	---	---	---	---
Firearm Possession	10/23/2024	Firearm	Hi-Point - 0.38 Caliber - Pistol	Property Destroyed	Summary Forfeiture	---	---	---	---
Firearm Possession	10/23/2024	Firearm	Taurus - 9 Millimeter - Pistol	Property Destroyed	Summary Forfeiture	---	---	---	---
Firearm Possession	10/23/2024	Firearm	Hi-Point - 9 Millimeter - Pistol	Property Destroyed	Summary Forfeiture	---	---	---	---
Firearm Possession	10/23/2024	Firearm	Tanfoglio - 0.45 Caliber - Pistol	Property Destroyed	Judicial Forfeiture	---	---	---	---
Firearm Possession	10/23/2024	Firearm	Ruger - 0.22 Caliber - Carbine	Property Destroyed	Administrative Forfeiture	---	---	---	---
Firearm Possession	10/23/2024	Firearm	Hawes - 0.36 Caliber - Revolver	Property Destroyed	Summary Forfeiture	---	---	---	---
Firearm Possession	10/23/2024	Firearm	Amadeo Rossi - 0.36 Caliber - Revolver	Property Destroyed	Summary Forfeiture	---	---	---	---
Firearm Possession	10/23/2024	Firearm	Sig Sauer - 0.45 Caliber - Pistol	Property Forwarded	Administrative Forfeiture	---	---	---	---
Firearm Possession	10/23/2024	Firearm	Ruger - 0.45 Caliber - Pistol	Property Destroyed	Judicial Forfeiture	---	---	---	---
Firearm Possession	10/23/2024	Firearm	Springfield - 0.45 Caliber - Pistol	Property Destroyed	Summary Forfeiture	---	---	---	---
Firearm Possession	10/23/2024	Firearm	Hi-Point - 9 Millimeter - Pistol	Property Destroyed	Summary Forfeiture	---	---	---	---
Firearm Possession	10/23/2024	Firearm	Ruger - 0.38 Caliber - Revolver	Property Destroyed	Summary Forfeiture	---	---	---	---
Firearm Possession	10/23/2024	Firearm	Smith and Wesson - 0.4 Caliber - Pistol	Property Forwarded	Summary Forfeiture	---	---	---	---
Firearm Possession	10/23/2024	Firearm	Smith and Wesson - 9 Millimeter - Pistol	Property Retained	Administrative Forfeiture	---	---	---	---
Firearm Possession	10/23/2024	Firearm	- 0.22 Caliber - Rifle	Property Retained	Administrative Forfeiture	---	---	---	---
Firearm Possession	10/23/2024	Firearm	Llama - 9 Millimeter - Pistol	Property Destroyed	Administrative Forfeiture	---	---	---	---
Firearm Possession	10/23/2024	Firearm	H&K - 0.45 Caliber - Pistol	Property Destroyed	Summary Forfeiture	---	---	---	---
Firearm Possession	10/23/2024	Firearm	Taurus - 0.36 Caliber - Revolver	Property Destroyed	Judicial Forfeiture	---	---	---	---
Firearm Possession	10/23/2024	Firearm	Taurus - 9 Millimeter - Pistol	Property Destroyed	Summary Forfeiture	---	---	---	---
Firearm Possession	10/23/2024	Firearm	Bryco Arms - 9 Millimeter - Pistol	Property Destroyed	Summary Forfeiture	---	---	---	---
Firearm Possession	10/23/2024	Firearm	Phoenix Arms - 0.22 Caliber - Pistol	Property Destroyed	Summary Forfeiture	---	---	---	---
Firearm Possession	10/23/2024	Firearm	Glock - 9 Millimeter - Pistol	Property Forwarded	Administrative Forfeiture	---	---	---	---
Firearm Possession	10/23/2024	Firearm	Ruger - 9 Millimeter - Pistol	Property Forwarded	Judicial Forfeiture	---	---	---	---
Firearm Possession	10/23/2024	Firearm	Smith and Wesson - 9 Millimeter - Pistol	Property Forwarded	Administrative Forfeiture	---	---	---	---

*When expenses exceed the gross amount received, the net proceeds available for distribution are shown as zero.

Table 2A
Property Seized Subject to State Forfeiture - Final Disposition - 2024
Sorted by Agency and Net Proceeds

Entity and Crime	Disposition Date	Type of Property	Property Detail	Disposition of Property	Basis of Disposition	Gross Sales	Expenses Paid	Amount Returned	Net Proceeds*
Minneapolis Police Department (Continued)									
Firearm Possession	10/23/2024	Firearm	A Uberti - 0.44 Caliber - Unknown	Property Retained	Summary Forfeiture	---	---	---	---
Firearm Possession	10/23/2024	Firearm	Colt - 0.25 Caliber - Pistol	Property Destroyed	Administrative Forfeiture	---	---	---	---
Firearm Possession	10/23/2024	Firearm	H&R - 0.32 Caliber - Revolver	Property Destroyed	Administrative Forfeiture	---	---	---	---
Firearm Possession	10/23/2024	Firearm	Remington Guns - 12 Gauge - Shotgun	Property Destroyed	Administrative Forfeiture	---	---	---	---
Firearm Possession	10/23/2024	Firearm	Remington Guns - 12 Gauge - Shotgun	Property Destroyed	Administrative Forfeiture	---	---	---	---
Firearm Possession	10/23/2024	Firearm	Taurus - 0.38 Caliber - Revolver	Property Retained	Summary Forfeiture	---	---	---	---
Firearm Possession	10/23/2024	Firearm	Walther - 0.32 Caliber - Pistol	Property Forwarded	Summary Forfeiture	---	---	---	---
Firearm Possession	10/23/2024	Firearm	Ruger - 9 Millimeter - Pistol	Property Destroyed	Summary Forfeiture	---	---	---	---
Firearm Possession	10/23/2024	Firearm	Taurus - 0.36 Caliber - Revolver	Property Destroyed	Summary Forfeiture	---	---	---	---
Firearm Possession	10/23/2024	Firearm	Smith and Wesson - 0.32 Caliber - Revolver	Property Destroyed	Administrative Forfeiture	---	---	---	---
Firearm Possession	10/23/2024	Firearm	US - 0.32 Caliber - Revolver	Property Destroyed	Administrative Forfeiture	---	---	---	---
Firearm Possession	10/23/2024	Firearm	Hi-Point - 9 Millimeter - Pistol	Property Destroyed	Summary Forfeiture	---	---	---	---
Firearm Possession	10/23/2024	Firearm	Springfield - 9 Millimeter - Pistol	Property Retained	Summary Forfeiture	---	---	---	---
Firearm Possession	10/23/2024	Firearm	Bryco Arms - 9 Millimeter - Pistol	Property Destroyed	Administrative Forfeiture	---	---	---	---
Firearm Possession	10/23/2024	Firearm	FNH - 9 Millimeter - Pistol	Property Retained	Summary Forfeiture	---	---	---	---
Firearm Possession	10/23/2024	Firearm	Sig Sauer - 6 Millimeter - Rifle	Property Forwarded	Summary Forfeiture	---	---	---	---
Firearm Possession	10/23/2024	Firearm	Taurus - 0.38 Caliber - Pistol	Property Destroyed	Judicial Forfeiture	---	---	---	---
Firearm Possession	10/23/2024	Firearm	Sig Sauer - 0.45 Caliber - Pistol	Property Forwarded	Summary Forfeiture	---	---	---	---
Firearm Possession	10/23/2024	Firearm	Taurus - 9 Millimeter - Pistol	Property Destroyed	Summary Forfeiture	---	---	---	---
Firearm Possession	10/23/2024	Firearm	Stevens - 12 Gauge - Shotgun	Property Retained	Administrative Forfeiture	---	---	---	---
Firearm Possession	10/23/2024	Firearm	Charles Daly - 12 Gauge - Shotgun	Property Retained	Administrative Forfeiture	---	---	---	---
Firearm Possession	10/23/2024	Firearm	Hi-Point - 9 Millimeter - Pistol	Property Destroyed	Summary Forfeiture	---	---	---	---
Firearm Possession	10/23/2024	Firearm	New England - 0.22 Caliber - Revolver	Property Retained	Administrative Forfeiture	---	---	---	---
Firearm Possession	10/23/2024	Firearm	Beretta - 9 Millimeter - Pistol	Property Retained	Administrative Forfeiture	---	---	---	---
Firearm Possession	10/23/2024	Firearm	Springfield - 9 Millimeter - Pistol	Property Retained	Administrative Forfeiture	---	---	---	---
Firearm Possession	10/23/2024	Firearm	Glock - 9 Millimeter - Pistol	Property Destroyed	Summary Forfeiture	---	---	---	---
Firearm Possession	10/23/2024	Firearm	Glock - 9 Millimeter - Pistol	Property Destroyed	Summary Forfeiture	---	---	---	---
Firearm Possession	10/23/2024	Firearm	FI Industries - 0.38 Caliber - Pistol	Property Destroyed	Summary Forfeiture	---	---	---	---
Firearm Possession	10/23/2024	Firearm	Bersa - 0.22 Caliber - Pistol	Property Destroyed	Summary Forfeiture	---	---	---	---
Firearm Possession	10/23/2024	Firearm	Ruger - 0.4 Caliber - Pistol	Property Destroyed	Judicial Forfeiture	---	---	---	---
Firearm Possession	10/23/2024	Firearm	Browning - 12 Gauge - Shotgun	Property Destroyed	Summary Forfeiture	---	---	---	---
Firearm Possession	10/23/2024	Firearm	Browning - 20 Gauge - Shotgun	Property Destroyed	Summary Forfeiture	---	---	---	---
Firearm Possession	10/23/2024	Firearm	Intratec - 0.22 Caliber - Pistol	Property Forwarded	Summary Forfeiture	---	---	---	---
Firearm Possession	10/23/2024	Firearm	H&R - 0.32 Caliber - Revolver	Property Destroyed	Summary Forfeiture	---	---	---	---

*When expenses exceed the gross amount received, the net proceeds available for distribution are shown as zero.

Table 2A
Property Seized Subject to State Forfeiture - Final Disposition - 2024
Sorted by Agency and Net Proceeds

Entity and Crime	Disposition Date	Type of Property	Property Detail	Disposition of Property	Basis of Disposition	Gross Sales	Expenses Paid	Amount Returned	Net Proceeds*
Minneapolis Police Department (Continued)									
Firearm Possession	10/23/2024	Firearm	Mossberg - 12 Gauge - Shotgun	Property Destroyed	Summary Forfeiture	---	---	---	---
Firearm Possession	10/23/2024	Firearm	H&A;R - 0.38 Caliber - Revolver	Property Destroyed	Summary Forfeiture	---	---	---	---
Firearm Possession	10/23/2024	Firearm	Hi-Point - 0.38 Caliber - Pistol	Property Destroyed	Summary Forfeiture	---	---	---	---
Firearm Possession	10/23/2024	Firearm	CAI - 8 Millimeter - Rifle	Property Retained	Summary Forfeiture	---	---	---	---
Firearm Possession	10/23/2024	Firearm	Remington Guns - 12 Gauge - Shotgun	Property Destroyed	Summary Forfeiture	---	---	---	---
Firearm Possession	10/23/2024	Firearm	Colt - 0.45 Caliber - Pistol	Property Forwarded	Summary Forfeiture	---	---	---	---
Firearm Possession	10/23/2024	Firearm	Colt - 0.38 Caliber - Revolver	Property Destroyed	Summary Forfeiture	---	---	---	---
Firearm Possession	10/23/2024	Firearm	Llama - 0.38 Caliber - Pistol	Property Forwarded	Summary Forfeiture	---	---	---	---
Firearm Possession	10/23/2024	Firearm	Ruger - 0.22 Caliber - Carbine	Property Retained	Summary Forfeiture	---	---	---	---
Firearm Possession	10/23/2024	Firearm	Kel-Tec - 9 Millimeter - Pistol	Property Retained	Summary Forfeiture	---	---	---	---
Firearm Possession	10/23/2024	Firearm	Sig Sauer - 9 Millimeter - Pistol	Property Retained	Summary Forfeiture	---	---	---	---
Firearm Possession	10/23/2024	Firearm	Smith and Wesson - 9 Millimeter - Pistol	Property Forwarded	Summary Forfeiture	---	---	---	---
Firearm Possession	10/23/2024	Firearm	Kahr Arms - 0.4 Caliber - Pistol	Property Forwarded	Summary Forfeiture	---	---	---	---
Firearm Possession	10/23/2024	Firearm	Ruger - 0.38 Caliber - Pistol	Property Retained	Summary Forfeiture	---	---	---	---
Firearm Possession	10/23/2024	Firearm	Glock - 0.45 Caliber - Pistol	Property Forwarded	Summary Forfeiture	---	---	---	---
Firearm Possession	10/23/2024	Firearm	Ruger - 0.22 Caliber - Carbine	Property Destroyed	Summary Forfeiture	---	---	---	---
Firearm Possession	10/23/2024	Firearm	Ithaca - 12 Gauge - Shotgun	Property Retained	Summary Forfeiture	---	---	---	---
Firearm Possession	10/23/2024	Firearm	Raven Arms - 0.25 Caliber - Pistol	Property Destroyed	Summary Forfeiture	---	---	---	---
Firearm Possession	10/23/2024	Firearm	Winchester - 0.3 Caliber - Rifle	Property Retained	Summary Forfeiture	---	---	---	---
Firearm Possession	10/23/2024	Firearm	Arcus - 9 Millimeter - Pistol	Property Forwarded	Summary Forfeiture	---	---	---	---
Firearm Possession	10/23/2024	Firearm	Arms Corp - 0.22 Caliber - Rifle	Property Retained	Summary Forfeiture	---	---	---	---
Firearm Possession	10/23/2024	Firearm	Beretta - 6 Millimeter - Pistol	Property Destroyed	Summary Forfeiture	---	---	---	---
Firearm Possession	10/23/2024	Firearm	CZ-USA - 0.4 Caliber - Pistol	Property Forwarded	Summary Forfeiture	---	---	---	---
Firearm Possession	10/23/2024	Firearm	Smith and Wesson - 9 Millimeter - Pistol	Property Forwarded	Summary Forfeiture	---	---	---	---
Firearm Possession	10/23/2024	Firearm	Ruger - 0.38 Caliber - Pistol	Property Destroyed	Summary Forfeiture	---	---	---	---
Firearm Possession	10/23/2024	Firearm	Taurus - 0.36 Caliber - Revolver	Property Retained	Summary Forfeiture	---	---	---	---
Firearm Possession	10/23/2024	Firearm	Russian Mosin Nagant - 8 Millimeter - Rifle	Property Forwarded	Summary Forfeiture	---	---	---	---
Firearm Possession	10/23/2024	Firearm	Marlin - 0.27 Caliber - Rifle	Property Retained	Summary Forfeiture	---	---	---	---
Firearm Possession	10/23/2024	Firearm	Smith and Wesson - 0.4 Caliber - Pistol	Property Forwarded	Summary Forfeiture	---	---	---	---
Firearm Possession	10/23/2024	Firearm	Hi-Point - 9 Millimeter - Pistol	Property Destroyed	Summary Forfeiture	---	---	---	---
Firearm Possession	10/23/2024	Firearm	Smith and Wesson - 9 Millimeter - Pistol	Property Forwarded	Summary Forfeiture	---	---	---	---
Firearm Possession	10/23/2024	Firearm	Hi Standard - 0.22 Caliber - Revolver	Property Destroyed	Summary Forfeiture	---	---	---	---
Firearm Possession	10/23/2024	Firearm	Jimenez - 0.38 Caliber - Pistol	Property Destroyed	Summary Forfeiture	---	---	---	---
DUI-Related	06/20/2024	Vehicle	2008 Dodge Charger	Property Sold	Administrative Forfeiture	300	168	---	132

*When expenses exceed the gross amount received, the net proceeds available for distribution are shown as zero.

Table 2A
Property Seized Subject to State Forfeiture - Final Disposition - 2024
Sorted by Agency and Net Proceeds

Entity and Crime	Disposition Date	Type of Property	Property Detail	Disposition of Property	Basis of Disposition	Gross Sales	Expenses Paid	Amount Returned	Net Proceeds*
Minneapolis Police Department (Continued)									
DUI-Related	06/20/2024	Vehicle	2004 Chevrolet Tahoe	Property Sold	Administrative Forfeiture	375	176	---	199
DUI-Related	06/20/2024	Vehicle	2004 BMW X5	Property Sold	Administrative Forfeiture	425	181	---	244
Controlled Substance	02/02/2024	Cash		Cash Forfeiture	Administrative Forfeiture	1,180	---	872	308
Controlled Substance	06/11/2024	Vehicle	2013 Hyundai Accent	Salvage Yard	Administrative Forfeiture	325	---	---	325
DUI-Related	10/17/2024	Vehicle	2005 Saab	Property Sold	Administrative Forfeiture	375	---	---	375
DUI-Related	12/05/2024	Vehicle	2008 Chevrolet Impala	Property Sold	Administrative Forfeiture	425	---	---	425
Controlled Substance	03/27/2024	Cash		Cash Forfeiture	Administrative Forfeiture	435	---	---	435
Controlled Substance	03/21/2024	Vehicle	1995 BMW 740i	Property Sold	Administrative Forfeiture	550	---	---	550
Controlled Substance	03/21/2024	Vehicle	2008 Nissan Sentra	Property Sold	Administrative Forfeiture	550	---	---	550
Controlled Substance	04/05/2024	Cash		Cash Forfeiture	Administrative Forfeiture	612	---	---	612
Controlled Substance	04/05/2024	Cash		Cash Forfeiture	Administrative Forfeiture	648	---	---	648
Controlled Substance	09/05/2024	Vehicle	2005 Chevrolet Tahoe	Property Sold	Administrative Forfeiture	700	---	---	700
Controlled Substance	02/06/2024	Cash		Cash Forfeiture	Administrative Forfeiture	726	---	---	726
Controlled Substance	04/24/2024	Cash		Cash Forfeiture	Administrative Forfeiture	864	---	---	864
Controlled Substance	04/24/2024	Cash		Cash Forfeiture	Administrative Forfeiture	882	---	---	882
Controlled Substance	03/27/2024	Cash		Cash Forfeiture	Administrative Forfeiture	901	---	---	901
Controlled Substance	04/15/2024	Cash		Cash Forfeiture	Administrative Forfeiture	930	---	---	930
Controlled Substance	04/18/2024	Cash		Cash Forfeiture	Administrative Forfeiture	1,024	---	---	1,024
Controlled Substance	04/15/2024	Cash		Cash Forfeiture	Administrative Forfeiture	1,095	---	---	1,095
Controlled Substance	01/22/2024	Cash		Cash Forfeiture	Administrative Forfeiture	1,112	---	---	1,112
DUI-Related	06/20/2024	Vehicle	2019 Kia Optima	Property Sold	Administrative Forfeiture	1,500	288	---	1,212
Controlled Substance	07/03/2024	Vehicle	2007 Chevrolet Tahoe	Property Sold	Administrative Forfeiture	1,550	293	---	1,257
DUI-Related	03/27/2024	Vehicle	2017 Jeep Grand Cherokee 4WD	Property Sold	Administrative Forfeiture	1,500	---	---	1,500
Controlled Substance	07/17/2024	Cash		Cash Forfeiture	Judicial Forfeiture	1,648	---	---	1,648
Controlled Substance	07/03/2024	Vehicle	2012 Buick Enclave AWD	Property Sold	Administrative Forfeiture	2,000	338	---	1,662
Controlled Substance	04/15/2024	Cash		Cash Forfeiture	Administrative Forfeiture	1,684	---	---	1,684
Controlled Substance	04/15/2024	Cash		Cash Forfeiture	Administrative Forfeiture	1,687	---	---	1,687
Controlled Substance	09/05/2024	Vehicle	2013 Land Rover Range Rover	Property Sold	Administrative Forfeiture	1,750	---	---	1,750
Controlled Substance	03/12/2024	Cash		Cash Forfeiture	Administrative Forfeiture	1,850	---	---	1,850
Controlled Substance	06/25/2024	Cash		Cash Forfeiture	Administrative Forfeiture	1,905	---	---	1,905
Controlled Substance	04/05/2024	Cash		Cash Forfeiture	Administrative Forfeiture	1,940	---	---	1,940
Controlled Substance	03/27/2024	Cash		Cash Forfeiture	Administrative Forfeiture	2,074	---	---	2,074
Controlled Substance	02/06/2024	Cash		Cash Forfeiture	Administrative Forfeiture	2,190	---	---	2,190
Controlled Substance	09/05/2024	Vehicle	2008 BMW	Property Sold	Administrative Forfeiture	2,500	---	---	2,500

*When expenses exceed the gross amount received, the net proceeds available for distribution are shown as zero.

Table 2A
Property Seized Subject to State Forfeiture - Final Disposition - 2024
Sorted by Agency and Net Proceeds

Entity and Crime	Disposition Date	Type of Property	Property Detail	Disposition of Property	Basis of Disposition	Gross Sales	Expenses Paid	Amount Returned	Net Proceeds*
Minneapolis Police Department (Continued)									
DUI-Related	09/24/2024	Vehicle	2013 Audi A7 quattro	Returned to Owner	Administrative Forfeiture	3,120	---	---	3,120
Controlled Substance	01/02/2024	Cash		Cash Forfeiture	Administrative Forfeiture	3,375	---	---	3,375
Controlled Substance	07/03/2024	Vehicle	2010 Mercedes-Benz GLE400 4matic	Property Sold	Administrative Forfeiture	4,100	548	---	3,552
Controlled Substance	07/03/2024	Vehicle	2007 Lexus GX 470	Property Sold	Administrative Forfeiture	4,300	568	---	3,732
Controlled Substance	03/27/2024	Cash		Cash Forfeiture	Administrative Forfeiture	3,983	---	---	3,983
Controlled Substance	07/03/2024	Vehicle	2008 BMW 650i Coupe	Property Sold	Administrative Forfeiture	5,000	638	---	4,362
Controlled Substance	06/20/2024	Cash		Cash Forfeiture	Judicial Forfeiture	4,750	---	---	4,750
Controlled Substance	11/21/2024	Cash		Cash Forfeiture	Administrative Forfeiture	4,753	---	---	4,753
Controlled Substance	09/05/2024	Vehicle	2010 BMW 750i	Property Sold	Administrative Forfeiture	5,000	---	---	5,000
Controlled Substance	11/27/2024	Cash		Cash Forfeiture	Judicial Forfeiture	5,271	---	---	5,271
Controlled Substance	06/25/2024	Cash		Cash Forfeiture	Administrative Forfeiture	7,300	---	---	7,300
Controlled Substance	06/07/2024	Cash		Cash Forfeiture	Judicial Forfeiture	8,356	---	---	8,356
Controlled Substance	04/24/2024	Cash		Cash Forfeiture	Administrative Forfeiture	9,120	---	---	9,120
Controlled Substance	04/11/2024	Cash		Cash Forfeiture	Administrative Forfeiture	10,000	---	---	10,000
Controlled Substance	12/31/2024	Cash		Cash Forfeiture	Administrative Forfeiture	11,052	---	---	11,052
Controlled Substance	03/04/2024	Cash		Cash Forfeiture	Administrative Forfeiture	11,418	---	---	11,418
Controlled Substance	03/25/2024	Cash		Cash Forfeiture	Administrative Forfeiture	12,761	---	---	12,761
Controlled Substance	03/27/2024	Cash		Cash Forfeiture	Administrative Forfeiture	13,095	---	---	13,095
Controlled Substance	03/04/2024	Cash		Cash Forfeiture	Administrative Forfeiture	13,633	---	---	13,633
Controlled Substance	08/01/2024	Vehicle	2021 Jeep Cherokee 2WD	Property Sold	Administrative Forfeiture	18,000	---	---	18,000
Controlled Substance	02/24/2024	Cash		Cash Forfeiture	Judicial Forfeiture	26,011	---	---	26,011
Controlled Substance	03/27/2024	Cash		Cash Forfeiture	Administrative Forfeiture	39,700	---	---	39,700
Controlled Substance	02/07/2024	Cash		Cash Forfeiture	Administrative Forfeiture	49,995	---	---	49,995
Controlled Substance	09/25/2024	Cash		Cash Forfeiture	Judicial Forfeiture	56,576	---	---	56,576
Controlled Substance	11/21/2024	Cash		Cash Forfeiture	Administrative Forfeiture	102,755	---	---	102,755
Agency Total						\$473,636	\$3,198	\$872	\$469,566
Minnesota Financial Crimes Task Force									
Theft	03/04/2024	Jewelry		Returned to Owner	Agreement	---	---	---	---
Theft	05/30/2024	Cash		Returned to Owner	Agreement	3,508	---	3,508	---
Agency Total						\$3,508	\$---	\$3,508	\$---

*When expenses exceed the gross amount received, the net proceeds available for distribution are shown as zero.

Table 2A
Property Seized Subject to State Forfeiture - Final Disposition - 2024
Sorted by Agency and Net Proceeds

Entity and Crime	Disposition Date	Type of Property	Property Detail	Disposition of Property	Basis of Disposition	Gross Sales	Expenses Paid	Amount Returned	Net Proceeds*
Minnesota River Valley Drug Task Force									
Controlled Substance	11/20/2024	Firearm	Taurus - 0.38 Caliber - Pistol	Property Sold	Administrative Forfeiture	25	---	---	25
Controlled Substance	11/20/2024	Firearm	Taurus - 0.45 Caliber - Pistol	Property Sold	Administrative Forfeiture	50	---	---	50
Controlled Substance	11/20/2024	Firearm	SCCY - 9 Millimeter - Pistol	Property Sold	Administrative Forfeiture	50	---	---	50
Controlled Substance	11/20/2024	Firearm	Smith and Wesson - 0.4 Caliber - Pistol	Property Sold	Administrative Forfeiture	50	---	---	50
Controlled Substance	11/20/2024	Firearm	Smith and Wesson - 0.38 Caliber - Pistol	Property Sold	Administrative Forfeiture	75	---	---	75
Controlled Substance	11/20/2024	Firearm	Para USA - 9 Millimeter - Pistol	Property Sold	Administrative Forfeiture	100	---	---	100
Controlled Substance	05/15/2024	Vehicle	2003 Chevrolet Suburban	Property Sold	Administrative Forfeiture	1,010	98	---	912
Controlled Substance	11/26/2024	Cash		Cash Forfeiture	Administrative Forfeiture	1,394	---	---	1,394
Controlled Substance	06/13/2024	Cash		Cash Forfeiture	Administrative Forfeiture	1,650	---	---	1,650
Controlled Substance	08/09/2024	Cash		Cash Forfeiture	Administrative Forfeiture	1,698	---	---	1,698
Controlled Substance	08/13/2024	Cash		Cash Forfeiture	Administrative Forfeiture	2,040	---	---	2,040
Controlled Substance	11/26/2024	Cash		Cash Forfeiture	Administrative Forfeiture	4,600	---	---	4,600
Controlled Substance	04/03/2024	Cash		Cash Forfeiture	Administrative Forfeiture	26,450	---	---	26,450
Controlled Substance	04/03/2024	Cash		Cash Forfeiture	Administrative Forfeiture	81,000	---	---	81,000
Agency Total						\$120,192	\$98	\$---	\$120,094
Minnesota State Patrol									
DUI-Related	03/20/2024	Vehicle	2009 Chevrolet Impala	Salvage Yard	Administrative Forfeiture	---	---	---	---
DUI-Related	11/01/2024	Vehicle	2005 Chevrolet TrailBlazer	Property Abandoned	Administrative Forfeiture	---	1,268	---	---
DUI-Related	10/30/2024	Vehicle	2017 Cadillac ATS AWD	Returned to Owner	Administrative Forfeiture	---	520	---	---
DUI-Related	09/16/2024	Vehicle	1989 Oldsmobile Cutlass	Returned to Owner	Administrative Forfeiture	---	322	---	---
DUI-Related	09/16/2024	Vehicle	1996 Dodge Ram	Returned to Owner	Administrative Forfeiture	---	530	---	---
DUI-Related	09/06/2024	Vehicle	2002 Toyota Camry	Returned to Owner	Agreement	---	---	---	---
Fleeing a Peace Officer	08/07/2024	Vehicle	2007 BMW 525xi	Returned to Owner	Agreement	---	1,095	---	---
DUI-Related	08/06/2024	Vehicle	2007 GMC Envoy 4WD	Returned to Owner	Administrative Forfeiture	---	735	---	---
Fleeing a Peace Officer	04/02/2024	Vehicle	2012 Dodge Charger	Returned to Owner	Judicial Forfeiture	---	348	---	---
Controlled Substance	06/26/2024	Vehicle	2006 BMW X5 4.4i	Salvage Yard	Administrative Forfeiture	---	1,341	---	---
Controlled Substance	04/04/2024	Vehicle	2009 Toyota Yaris	Returned to Owner	Administrative Forfeiture	---	513	---	---
DUI-Related	04/11/2024	Vehicle	2022 Nissan Sentra	Returned to Owner	Administrative Forfeiture	---	---	---	---
DUI-Related	06/05/2024	Vehicle	2013 Ford Escape	Returned to Owner	Administrative Forfeiture	---	---	---	---
DUI-Related	01/23/2024	Vehicle	2008 Chevrolet Uplander AWD	Returned to Owner	Court Ordered Return	---	---	---	---
Controlled Substance	05/10/2024	Vehicle	2008 Chevrolet Silverado	Property Retained	Administrative Forfeiture	---	---	---	---
Fleeing a Peace Officer	03/12/2024	Firearm	Glock - 9 Millimeter - Pistol	Property Destroyed	Summary Forfeiture	---	---	---	---
Firearm Possession	03/12/2024	Firearm	Chiappa - 0.22 Caliber - Rifle	Property Destroyed	Summary Forfeiture	---	---	---	---

*When expenses exceed the gross amount received, the net proceeds available for distribution are shown as zero.

Table 2A
Property Seized Subject to State Forfeiture - Final Disposition - 2024
Sorted by Agency and Net Proceeds

Entity and Crime	Disposition Date	Type of Property	Property Detail	Disposition of Property	Basis of Disposition	Gross Sales	Expenses Paid	Amount Returned	Net Proceeds*
Minnesota State Patrol (Continued)									
Firearm Possession	05/14/2024	Firearm	Polymer - 9 Millimeter - Pistol	Property Destroyed	Summary Forfeiture	---	183	---	---
Firearm Possession	05/14/2024	Firearm	Springfield - 0.45 Caliber - Pistol	Property Destroyed	Summary Forfeiture	---	183	---	---
Carrying a Rifle or Shotgun	05/14/2024	Firearm	Savage - 0.22 Caliber - Unknown	Property Destroyed	Summary Forfeiture	---	---	---	---
Carrying a Rifle or Shotgun	05/14/2024	Firearm	Mossberg - 0.22 Caliber - Rifle	Property Destroyed	Summary Forfeiture	---	---	---	---
Firearm Possession	03/12/2024	Firearm	Smith and Wesson - 9 Millimeter - Pistol	Property Destroyed	Judicial Forfeiture	---	---	---	---
DUI-Related	04/23/2024	Firearm	Glock - 0.45 Caliber - Pistol	Returned to Owner	Administrative Forfeiture	---	140	---	---
Firearm Possession	04/11/2024	Firearm	Taurus - 0.36 Caliber - Revolver	Returned to Owner	Summary Forfeiture	---	425	---	---
Firearm Possession	04/04/2024	Firearm	Ruger - 0.38 Caliber - Pistol	Returned to Owner	Summary Forfeiture	---	389	---	---
Carrying a Rifle or Shotgun	04/11/2024	Firearm	Sig Sauer - 9 Millimeter - Pistol	Property Destroyed	Summary Forfeiture	---	376	---	---
Firearm Possession	03/25/2024	Firearm	Smith and Wesson - 0.4 Caliber - Pistol	Returned to Owner	Summary Forfeiture	---	188	---	---
Carrying a Rifle or Shotgun	04/11/2024	Firearm	Taurus - 9 Millimeter - Pistol	Property Destroyed	Summary Forfeiture	---	376	---	---
Firearm Possession	03/25/2024	Firearm	Springfield - 0.45 Caliber - Pistol	Property Destroyed	Summary Forfeiture	---	446	---	---
Carrying a Rifle or Shotgun	04/17/2024	Firearm	Springfield - 9 Millimeter - Pistol	Returned to Owner	Summary Forfeiture	---	407	---	---
Carrying a Rifle or Shotgun	05/10/2024	Firearm	Taurus - 9 Millimeter - Pistol	Property Destroyed	Summary Forfeiture	---	423	---	---
Firearm Possession	04/11/2024	Firearm	Ruger - 0.38 Caliber - Pistol	Property Destroyed	Summary Forfeiture	---	352	---	---
Firearm Possession	04/04/2024	Firearm	Taurus - 9 Millimeter - Pistol	Returned to Owner	Summary Forfeiture	---	406	---	---
Firearm Possession	03/25/2024	Firearm	Smith and Wesson - 0.4 Caliber - Pistol	Property Destroyed	Summary Forfeiture	---	406	---	---
Firearm Possession	04/11/2024	Firearm	Beretta - 9 Millimeter - Pistol	Returned to Owner	Summary Forfeiture	---	381	---	---
Firearm Possession	06/06/2024	Firearm	Tisas-Trabzon - 9 Millimeter - Pistol	Returned to Owner	Summary Forfeiture	---	381	---	---
Firearm Possession	06/06/2024	Firearm	Remington Guns - 0.45 Caliber - Pistol	Property Destroyed	Judicial Forfeiture	---	---	---	---
Firearm Possession	06/06/2024	Firearm	Ruger - 6 Millimeter - Rifle	Property Destroyed	Judicial Forfeiture	---	---	---	---
Firearm Possession	04/19/2024	Firearm	Ruger - 0.22 Caliber - Carbine	Returned to Owner	Summary Forfeiture	---	---	---	---
Firearm Possession	05/15/2024	Firearm	Auto Ordnance - 5 Millimeter - Pistol	Returned to Owner	Administrative Forfeiture	---	103	---	---
Firearm Possession	05/15/2024	Firearm	Mossberg - 12 Gauge - Shotgun	Returned to Owner	Administrative Forfeiture	---	103	---	---
Firearm Possession	05/15/2024	Firearm	Walther - 9 Millimeter - Pistol	Returned to Owner	Administrative Forfeiture	---	103	---	---
Firearm Possession	05/15/2024	Firearm	Unknown - 12 Gauge - Shotgun	Returned to Owner	Administrative Forfeiture	---	103	---	---
Firearm Possession	05/15/2024	Firearm	John Mullin NY - 12 Gauge - Shotgun	Returned to Owner	Administrative Forfeiture	---	103	---	---
Firearm Possession	03/26/2024	Firearm	Bersa - 0.38 Caliber - Pistol	Returned to Owner	Summary Forfeiture	---	373	---	---
Firearm Possession	04/15/2024	Firearm	Sig Sauer - 9 Millimeter - Pistol	Returned to Owner	Summary Forfeiture	---	385	---	---
Firearm Possession	05/15/2024	Firearm	Smith and Wesson - 9 Millimeter - Pistol	Property Abandoned	Summary Forfeiture	---	229	---	---
Controlled Substance	05/15/2024	Firearm	Sig Sauer - 0.22 Caliber - Pistol	Property Abandoned	Administrative Forfeiture	---	367	---	---
Vehicular Operation	05/15/2024	Firearm	Benelli - 12 Gauge - Shotgun	Property Destroyed	Summary Forfeiture	---	---	---	---
Firearm Possession	05/15/2024	Firearm	Smith and Wesson - 9 Millimeter - Pistol	Property Destroyed	Summary Forfeiture	---	---	---	---
Firearm Possession	04/30/2024	Firearm	Springfield - 9 Millimeter - Pistol	Returned to Owner	Court Ordered Return	---	178	---	---

*When expenses exceed the gross amount received, the net proceeds available for distribution are shown as zero.

Table 2A
Property Seized Subject to State Forfeiture - Final Disposition - 2024
Sorted by Agency and Net Proceeds

Entity and Crime	Disposition Date	Type of Property	Property Detail	Disposition of Property	Basis of Disposition	Gross Sales	Expenses Paid	Amount Returned	Net Proceeds*
Minnesota State Patrol (Continued)									
Firearm Possession	04/30/2024	Firearm	Glock - 9 Millimeter - Pistol	Returned to Owner	Court Ordered Return	---	178	---	---
Firearm Possession	06/28/2024	Firearm	Ghost Gun - 9 Millimeter - Pistol	Property Destroyed	Summary Forfeiture	---	344	---	---
Firearm Possession	06/28/2024	Firearm	Beretta - 0.4 Caliber - Pistol	Property Destroyed	Judicial Forfeiture	---	---	---	---
Firearm Possession	06/28/2024	Firearm	Ruger - 9 Millimeter - Pistol	Property Destroyed	Summary Forfeiture	---	---	---	---
2nd Degree Assault	04/02/2024	Firearm	Glock - 9 Millimeter - Pistol	Returned to Owner	Summary Forfeiture	---	85	---	---
2nd Degree Assault	04/02/2024	Firearm	Glock - 10 Millimeter - Pistol	Returned to Owner	Summary Forfeiture	---	85	---	---
2nd Degree Assault	04/02/2024	Firearm	Windham - 0.22 Caliber - Carbine	Returned to Owner	Summary Forfeiture	---	85	---	---
Firearm Possession	06/20/2024	Firearm	Smith and Wesson - 9 Millimeter - Pistol	Returned to Owner	Summary Forfeiture	---	381	---	---
Firearm Possession	03/22/2024	Firearm	Sig Sauer - 9 Millimeter - Pistol	Returned to Owner	Court Ordered Return	---	376	---	---
Firearm Possession	03/22/2024	Firearm	OTR - Shadow Arms - 9 Millimeter - Pistol	Property Destroyed	Summary Forfeiture	---	376	---	---
Firearm Possession	03/22/2024	Firearm	Taurus - 9 Millimeter - Pistol	Property Destroyed	Summary Forfeiture	---	352	---	---
Firearm Possession	03/22/2024	Firearm	Smith and Wesson - 0.38 Caliber - Pistol	Property Destroyed	Summary Forfeiture	---	352	---	---
Firearm Possession	03/26/2024	Firearm	Glock - 9 Millimeter - Pistol	Returned to Owner	Administrative Forfeiture	---	376	---	---
Firearm Possession	03/22/2024	Firearm	Glock - 0.4 Caliber - Pistol	Property Destroyed	Summary Forfeiture	---	352	---	---
Firearm Possession	03/22/2024	Firearm	Ruger - 9 Millimeter - Pistol	Property Destroyed	Summary Forfeiture	---	352	---	---
Firearm Possession	03/22/2024	Firearm	Taurus - 9 Millimeter - Pistol	Property Destroyed	Summary Forfeiture	---	343	---	---
Firearm Possession	03/26/2024	Firearm	Beretta - 9 Millimeter - Pistol	Property Abandoned	Summary Forfeiture	---	352	---	---
Firearm Possession	03/22/2024	Firearm	US Revolver - 0.32 Caliber - Revolver	Property Destroyed	Summary Forfeiture	---	352	---	---
Firearm Possession	03/22/2024	Firearm	Taurus - 0.22 Caliber - Revolver	Property Abandoned	Summary Forfeiture	---	376	---	---
Firearm Possession	03/22/2024	Firearm	Sig Sauer - 9 Millimeter - Pistol	Property Destroyed	Summary Forfeiture	---	343	---	---
Firearm Possession	03/22/2024	Firearm	Smith and Wesson - 0.38 Caliber - Pistol	Property Destroyed	Summary Forfeiture	---	352	---	---
Firearm Possession	03/25/2024	Firearm	Ruger - 9 Millimeter - Pistol	Returned to Owner	Summary Forfeiture	---	188	---	---
Firearm Possession	03/19/2024	Firearm	Smith and Wesson - 9 Millimeter - Pistol	Property Destroyed	Summary Forfeiture	---	---	---	---
Vehicular Homicide	04/11/2024	Firearm	Taurus - 9 Millimeter - Pistol	Returned to Owner	Summary Forfeiture	---	331	---	---
Firearm Possession	04/04/2024	Firearm	Smith and Wesson - 9 Millimeter - Pistol	Returned to Owner	Summary Forfeiture	---	352	---	---
Firearm Possession	04/04/2024	Firearm	FNH - 9 Millimeter - Pistol	Returned to Owner	Summary Forfeiture	---	352	---	---
2nd Degree Assault	04/02/2024	Firearm	Aero Pre - 0.3 Caliber - Rifle	Returned to Owner	Summary Forfeiture	---	85	---	---
Controlled Substance	04/15/2024	Firearm	Springfield - 9 Millimeter - Pistol	Property Forwarded	Administrative Forfeiture	---	352	---	---
DUI-Related	04/05/2024	Firearm	Taurus - 0.38 Caliber - Pistol	Returned to Owner	Administrative Forfeiture	---	---	---	---
Firearm Possession	04/04/2024	Firearm	Springfield - 0.45 Caliber - Pistol	Returned to Owner	Summary Forfeiture	---	8	---	---
Firearm Possession	04/02/2024	Firearm	Heritage - 0.22 Caliber - Revolver	Returned to Owner	Summary Forfeiture	---	340	---	---
Firearm Possession	03/28/2024	Firearm	Glock - 9 Millimeter - Pistol	Property Destroyed	Summary Forfeiture	---	345	---	---
Firearm Possession	04/01/2024	Firearm	Walther - 9 Millimeter - Pistol	Returned to Owner	Summary Forfeiture	---	353	---	---
Firearm Possession	06/28/2024	Firearm	SCCY - 9 Millimeter - Pistol	Property Destroyed	Summary Forfeiture	---	---	---	---

*When expenses exceed the gross amount received, the net proceeds available for distribution are shown as zero.

Table 2A
Property Seized Subject to State Forfeiture - Final Disposition - 2024
Sorted by Agency and Net Proceeds

Entity and Crime	Disposition Date	Type of Property	Property Detail	Disposition of Property	Basis of Disposition	Gross Sales	Expenses Paid	Amount Returned	Net Proceeds*
Minnesota State Patrol (Continued)									
Firearm Possession	06/28/2024	Firearm	FNH - 9 Millimeter - Pistol	Property Destroyed	Summary Forfeiture	---	---	---	---
Firearm Possession	06/20/2024	Firearm	Hi-Point - 0.38 Caliber - Pistol	Property Abandoned	Summary Forfeiture	---	376	---	---
Firearm Possession	06/20/2024	Firearm	Glock - 0.4 Caliber - Pistol	Property Destroyed	Summary Forfeiture	---	427	---	---
Firearm Possession	06/20/2024	Firearm	Ruger - 9 Millimeter - Pistol	Property Destroyed	Agreement	---	406	---	---
Firearm Possession	06/20/2024	Firearm	Kimber - 9 Millimeter - Pistol	Returned to Owner	Agreement	---	427	---	---
Firearm Possession	06/28/2024	Firearm	Springfield - 9 Millimeter - Pistol	Property Destroyed	Judicial Forfeiture	---	---	---	---
Firearm Possession	06/28/2024	Firearm	Taurus - 0.38 Caliber - Revolver	Property Destroyed	Summary Forfeiture	---	---	---	---
Firearm Possession	06/28/2024	Firearm	Cimarron - 0.45 Caliber - Pistol	Property Destroyed	Judicial Forfeiture	---	---	---	---
Firearm Possession	06/28/2024	Firearm	Ruger - 0.22 Caliber - Pistol	Property Destroyed	Summary Forfeiture	---	---	---	---
Fleeing a Peace Officer	06/28/2024	Firearm	Diamondback - 9 Millimeter - Pistol	Property Destroyed	Summary Forfeiture	---	8	---	---
Firearm Possession	06/28/2024	Firearm	Glock - 9 Millimeter - Pistol	Property Destroyed	Summary Forfeiture	---	---	---	---
Firearm Possession	06/28/2024	Firearm	Glock - 9 Millimeter - Pistol	Property Destroyed	Summary Forfeiture	---	331	---	---
Firearm Possession	06/28/2024	Firearm	Sig Sauer - 9 Millimeter - Pistol	Property Destroyed	Judicial Forfeiture	---	331	---	---
Firearm Possession	06/28/2024	Firearm	Glock - 10 Millimeter - Pistol	Returned to Owner	Administrative Forfeiture	---	---	---	---
Firearm Possession	06/28/2024	Firearm	Glock - 9 Millimeter - Pistol	Property Destroyed	Judicial Forfeiture	---	331	---	---
Firearm Possession	06/28/2024	Firearm	Canik55 - 9 Millimeter - Pistol	Property Destroyed	Summary Forfeiture	---	---	---	---
Firearm Possession	06/28/2024	Firearm	Colt - 0.32 Caliber - Pistol	Property Destroyed	Summary Forfeiture	---	---	---	---
Firearm Possession	06/28/2024	Firearm	Polymer80 - 9 Millimeter - Pistol	Property Destroyed	Summary Forfeiture	---	352	---	---
Firearm Possession	06/28/2024	Firearm	Taurus - 9 Millimeter - Pistol	Property Destroyed	Summary Forfeiture	---	352	---	---
Firearm Possession	06/28/2024	Firearm	Ruger - 0.38 Caliber - Pistol	Property Abandoned	Summary Forfeiture	---	361	---	---
Firearm Possession	06/28/2024	Firearm	Taurus - 0.4 Caliber - Pistol	Property Destroyed	Judicial Forfeiture	---	352	---	---
Firearm Possession	06/28/2024	Firearm	Glock - 9 Millimeter - Pistol	Property Destroyed	Summary Forfeiture	---	352	---	---
Firearm Possession	06/28/2024	Firearm	Ruger - 9 Millimeter - Pistol	Property Destroyed	Judicial Forfeiture	---	331	---	---
Firearm Possession	06/28/2024	Firearm	American Arms - 0.22 Caliber - Revolver	Property Destroyed	Judicial Forfeiture	---	176	---	---
Firearm Possession	06/28/2024	Firearm	Taurus - 9 Millimeter - Pistol	Property Destroyed	Summary Forfeiture	---	352	---	---
DUI-Related	06/28/2024	Firearm	Taurus - 9 Millimeter - Pistol	Property Destroyed	Summary Forfeiture	---	8	---	---
Firearm Possession	06/28/2024	Firearm	Springfield - 9 Millimeter - Pistol	Property Destroyed	Judicial Forfeiture	---	352	---	---
Firearm Possession	06/28/2024	Firearm	Taurus - 9 Millimeter - Pistol	Property Destroyed	Summary Forfeiture	---	352	---	---
Firearm Possession	06/28/2024	Firearm	Glock - 9 Millimeter - Pistol	Property Destroyed	Judicial Forfeiture	---	---	---	---
Firearm Possession	06/28/2024	Firearm	Smith and Wesson - 9 Millimeter - Pistol	Property Destroyed	Summary Forfeiture	---	344	---	---
DUI-Related	06/28/2024	Firearm	Tisas-Trabzon - 9 Millimeter - Pistol	Property Abandoned	Summary Forfeiture	---	353	---	---
Firearm Possession	06/28/2024	Firearm	Polymer80 - 9 Millimeter - Pistol	Property Destroyed	Judicial Forfeiture	---	344	---	---
Firearm Possession	06/28/2024	Firearm	Springfield - 9 Millimeter - Pistol	Property Destroyed	Judicial Forfeiture	---	344	---	---
Firearm Possession	06/28/2024	Firearm	Springfield - 9 Millimeter - Pistol	Property Abandoned	Summary Forfeiture	---	361	---	---

*When expenses exceed the gross amount received, the net proceeds available for distribution are shown as zero.

Table 2A
Property Seized Subject to State Forfeiture - Final Disposition - 2024
Sorted by Agency and Net Proceeds

Entity and Crime	Disposition Date	Type of Property	Property Detail	Disposition of Property	Basis of Disposition	Gross Sales	Expenses Paid	Amount Returned	Net Proceeds*
Minnesota State Patrol (Continued)									
Firearm Possession	06/28/2024	Firearm	Smith and Wesson - 0.45 Caliber - Pistol	Property Destroyed	Judicial Forfeiture	---	176	---	---
Firearm Possession	06/28/2024	Firearm	Anderson MFTG - 0.22 Caliber - Rifle	Property Destroyed	Summary Forfeiture	---	176	---	---
Firearm Possession	06/28/2024	Firearm	Smith and Wesson - 9 Millimeter - Pistol	Returned to Owner	Summary Forfeiture	---	176	---	---
Firearm Possession	06/28/2024	Firearm	Ruger - 6 Millimeter - Pistol	Property Destroyed	Summary Forfeiture	---	344	---	---
Firearm Possession	06/28/2024	Firearm	Glock - 9 Millimeter - Pistol	Property Destroyed	Summary Forfeiture	---	344	---	---
Firearm Possession	06/28/2024	Firearm	Polymer80 - 9 Millimeter - Pistol	Property Destroyed	Judicial Forfeiture	---	344	---	---
Fleeing a Peace Officer	06/28/2024	Firearm	Taurus - 9 Millimeter - Pistol	Property Destroyed	Summary Forfeiture	---	---	---	---
Firearm Possession	08/07/2024	Firearm	Springfield - 9 Millimeter - Pistol	Property Destroyed	Summary Forfeiture	---	9	---	---
Controlled Substance	08/07/2024	Firearm	Ruger - 9 Millimeter - Pistol	Property Destroyed	Administrative Forfeiture	---	---	---	---
Firearm Possession	08/07/2024	Firearm	Smith and Wesson - 0.45 Caliber - Pistol	Property Destroyed	Summary Forfeiture	---	---	---	---
Firearm Possession	04/18/2024	Firearm	Glock - 9 Millimeter - Pistol	Property Destroyed	Summary Forfeiture	---	---	---	---
Firearm Possession	04/18/2024	Firearm	Ruger - 9 Millimeter - Pistol	Property Destroyed	Summary Forfeiture	---	---	---	---
Firearm Possession	04/18/2024	Firearm	Springfield - 9 Millimeter - Pistol	Property Destroyed	Summary Forfeiture	---	164	---	---
Firearm Possession	04/18/2024	Firearm	Glock - 9 Millimeter - Pistol	Property Destroyed	Summary Forfeiture	---	164	---	---
Firearm Possession	07/15/2024	Firearm	Glock - 9 Millimeter - Pistol	Returned to Owner	Summary Forfeiture	---	---	---	---
Firearm Possession	07/15/2024	Firearm	Ruger - 0.41 Caliber - Revolver	Property Forwarded	Agreement	---	---	---	---
Firearm Possession	04/18/2024	Firearm	Smith and Wesson - 9 Millimeter - Pistol	Property Abandoned	Summary Forfeiture	---	8	---	---
Firearm Possession	04/18/2024	Firearm	Smith and Wesson - 0.45 Caliber - Pistol	Property Abandoned	Summary Forfeiture	---	---	---	---
Firearm Possession	04/18/2024	Firearm	Canik - 9 Millimeter - Pistol	Property Destroyed	Summary Forfeiture	---	164	---	---
Firearm Possession	04/18/2024	Firearm	Sig Sauer - 9 Millimeter - Pistol	Property Destroyed	Summary Forfeiture	---	164	---	---
Firearm Possession	07/16/2024	Firearm	Canik - 6 Millimeter - Pistol	Returned to Owner	Summary Forfeiture	---	---	---	---
Firearm Possession	04/18/2024	Firearm	Glock - 9 Millimeter - Pistol	Property Destroyed	Summary Forfeiture	---	164	---	---
Vehicular Operation	04/18/2024	Firearm	Smith and Wesson - 0.4 Caliber - Pistol	Property Destroyed	Summary Forfeiture	---	---	---	---
Controlled Substance	07/15/2024	Firearm	Walther - 0.38 Caliber - Pistol	Returned to Owner	Summary Forfeiture	---	---	---	---
Firearm Possession	07/16/2024	Firearm	Sig Sauer - 9 Millimeter - Pistol	Returned to Owner	Court Ordered Return	---	---	---	---
Firearm Possession	04/18/2024	Firearm	Taurus - 9 Millimeter - Pistol	Property Destroyed	Summary Forfeiture	---	---	---	---
Firearm Possession	04/18/2024	Firearm	Ruger - 0.45 Caliber - Pistol	Property Abandoned	Summary Forfeiture	---	9	---	---
Firearm Possession	04/18/2024	Firearm	Springfield - 9 Millimeter - Pistol	Property Abandoned	Summary Forfeiture	---	8	---	---
Firearm Possession	04/18/2024	Firearm	H&R - 20 Millimeter - Revolver	Property Destroyed	Summary Forfeiture	---	---	---	---
Firearm Possession	07/16/2024	Firearm	Taurus - 9 Millimeter - Pistol	Returned to Owner	Summary Forfeiture	---	---	---	---
Firearm Possession	07/16/2024	Firearm	Glock - 9 Millimeter - Pistol	Returned to Owner	Agreement	---	---	---	---
Firearm Possession	04/18/2024	Firearm	Smith and Wesson - 0.36 Caliber - Revolver	Property Abandoned	Summary Forfeiture	---	4	---	---
Firearm Possession	04/18/2024	Firearm	Hatfield - 0.41 Caliber - Shotgun	Property Abandoned	Summary Forfeiture	---	4	---	---
Firearm Possession	04/18/2024	Firearm	Smith and Wesson - 9 Millimeter - Pistol	Property Abandoned	Summary Forfeiture	---	8	---	---

*When expenses exceed the gross amount received, the net proceeds available for distribution are shown as zero.

Table 2A
Property Seized Subject to State Forfeiture - Final Disposition - 2024
Sorted by Agency and Net Proceeds

Entity and Crime	Disposition Date	Type of Property	Property Detail	Disposition of Property	Basis of Disposition	Gross Sales	Expenses Paid	Amount Returned	Net Proceeds*
Minnesota State Patrol (Continued)									
Firearm Possession	07/15/2024	Firearm	Glock - 9 Millimeter - Pistol	Returned to Owner	Summary Forfeiture	---	---	---	---
Firearm Possession	07/15/2024	Firearm	Polymer80 - 9 Millimeter - Pistol	Property Destroyed	Summary Forfeiture	---	---	---	---
Firearm Possession	07/15/2024	Firearm	Smith and Wesson - 9 Millimeter - Pistol	Property Destroyed	Summary Forfeiture	---	---	---	---
Firearm Possession	07/15/2024	Firearm	Sig Sauer - 9 Millimeter - Pistol	Property Destroyed	Summary Forfeiture	---	---	---	---
Firearm Possession	07/18/2024	Firearm	Sig Sauer - 0.45 Caliber - Pistol	Property Destroyed	Summary Forfeiture	---	---	---	---
Firearm Possession	04/18/2024	Firearm	Kel-Tec - 9 Millimeter - Pistol	Property Destroyed	Summary Forfeiture	---	---	---	---
Firearm Possession	07/15/2024	Firearm	Ruger - 0.22 Caliber - Pistol	Property Destroyed	Summary Forfeiture	---	---	---	---
Firearm Possession	04/18/2024	Firearm	Kel-Tec - 20 Millimeter - Pistol	Property Destroyed	Summary Forfeiture	---	---	---	---
Firearm Possession	07/15/2024	Firearm	Smith and Wesson - 9 Millimeter - Pistol	Returned to Owner	Court Ordered Return	---	---	---	---
Firearm Possession	04/18/2024	Firearm	Smith and Wesson - 0.38 Caliber - Revolver	Property Destroyed	Summary Forfeiture	---	164	---	---
Firearm Possession	04/18/2024	Firearm	Beretta - 9 Millimeter - Pistol	Property Destroyed	Summary Forfeiture	---	164	---	---
Controlled Substance	07/15/2024	Firearm	Ruger - 9 Millimeter - Pistol	Returned to Owner	Agreement	---	---	---	---
Firearm Possession	04/18/2024	Firearm	Remington Guns - 20 Gauge - Shotgun	Returned to Owner	Summary Forfeiture	---	55	---	---
Firearm Possession	04/18/2024	Firearm	Smith and Wesson - 0.4 Caliber - Pistol	Property Destroyed	Summary Forfeiture	---	164	---	---
Firearm Possession	07/15/2024	Firearm	Smith and Wesson - 9 Millimeter - Pistol	Property Destroyed	Summary Forfeiture	---	---	---	---
Firearm Possession	04/18/2024	Firearm	Ruger - 9 Millimeter - Pistol	Property Destroyed	Summary Forfeiture	---	164	---	---
Firearm Possession	04/18/2024	Firearm	Springfield - 0.4 Caliber - Pistol	Property Destroyed	Summary Forfeiture	---	---	---	---
Firearm Possession	04/18/2024	Firearm	Polymer80 - 9 Millimeter - Pistol	Property Destroyed	Summary Forfeiture	---	164	---	---
Firearm Possession	04/18/2024	Firearm	Polymer80 - 9 Millimeter - Pistol	Property Destroyed	Summary Forfeiture	---	164	---	---
Firearm Possession	04/18/2024	Firearm	Phoenix Arms - 9 Millimeter - Pistol	Property Destroyed	Summary Forfeiture	---	164	---	---
Firearm Possession	04/18/2024	Firearm	Taurus - 9 Millimeter - Pistol	Property Destroyed	Summary Forfeiture	---	55	---	---
Firearm Possession	04/18/2024	Firearm	Ruger - 0.38 Caliber - Pistol	Property Destroyed	Summary Forfeiture	---	55	---	---
Firearm Possession	04/18/2024	Firearm	Radical Firearms, LLC - 0.22 Caliber - Rifle	Returned to Owner	Summary Forfeiture	---	---	---	---
Firearm Possession	04/18/2024	Firearm	Glock - 0.4 Caliber - Pistol	Property Destroyed	Summary Forfeiture	---	140	---	---
Firearm Possession	04/18/2024	Firearm	Polymer80 - 9 Millimeter - Pistol	Property Destroyed	Summary Forfeiture	---	165	---	---
Firearm Possession	04/18/2024	Firearm	Brigade - 9 Millimeter - Pistol	Property Destroyed	Summary Forfeiture	---	165	---	---
DUI-Related	07/15/2024	Firearm	Glock - 9 Millimeter - Pistol	Returned to Owner	Summary Forfeiture	---	---	---	---
Firearm Possession	07/15/2024	Firearm	SCCY - 9 Millimeter - Pistol	Returned to Owner	Summary Forfeiture	---	---	---	---
Firearm Possession	07/15/2024	Firearm	Smith and Wesson - 9 Millimeter - Pistol	Returned to Owner	Agreement	---	---	---	---
Controlled Substance	08/26/2024	Firearm	Smith and Wesson - 9 Millimeter - Pistol	Returned to Owner	Summary Forfeiture	---	365	---	---
Firearm Possession	08/26/2024	Firearm	FNH - 9 Millimeter - Pistol	Property Destroyed	Judicial Forfeiture	---	8	---	---
Firearm Possession	07/15/2024	Firearm	Westernfield - 16 Gauge - Air Gun	Returned to Owner	Summary Forfeiture	---	---	---	---
Controlled Substance	07/16/2024	Firearm	Smith and Wesson - 9 Millimeter - Pistol	Property Destroyed	Summary Forfeiture	---	---	---	---
Firearm Possession	08/06/2024	Firearm	Kimber - 0.45 Caliber - Pistol	Returned to Owner	Summary Forfeiture	---	381	---	---

*When expenses exceed the gross amount received, the net proceeds available for distribution are shown as zero.

Table 2A
Property Seized Subject to State Forfeiture - Final Disposition - 2024
Sorted by Agency and Net Proceeds

Entity and Crime	Disposition Date	Type of Property	Property Detail	Disposition of Property	Basis of Disposition	Gross Sales	Expenses Paid	Amount Returned	Net Proceeds*
Minnesota State Patrol (Continued)									
Firearm Possession	07/15/2024	Firearm	Glock - 0.45 Caliber - Pistol	Returned to Owner	Agreement	---	403	---	---
Firearm Possession	04/01/2024	Firearm	Smith and Wesson - 9 Millimeter - Pistol	Returned to Owner	Judicial Forfeiture	---	356	---	---
Firearm Possession	04/11/2024	Firearm	Glock - 9 Millimeter - Pistol	Property Forwarded	Summary Forfeiture	---	352	---	---
Firearm Possession	04/30/2024	Firearm	Springfield - 0.4 Caliber - Pistol	Returned to Owner	Summary Forfeiture	---	---	---	---
Firearm Possession	04/01/2024	Firearm	Springfield - 9 Millimeter - Pistol	Returned to Owner	Summary Forfeiture	---	376	---	---
Firearm Possession	09/06/2024	Firearm	Smith and Wesson - 0.38 Caliber - Pistol	Returned to Owner	Summary Forfeiture	---	366	---	---
DUI-Related	09/05/2024	Firearm	Taurus - 9 Millimeter - Pistol	Property Destroyed	Judicial Forfeiture	---	---	---	---
Firearm Possession	09/16/2024	Firearm	Kahr Arms - 0.45 Caliber - Pistol	Property Forwarded	Summary Forfeiture	---	431	---	---
Firearm Possession	08/21/2024	Firearm	Taurus - 0.4 Caliber - Pistol	Returned to Owner	Court Ordered Return	---	---	---	---
Firearm Possession	08/08/2024	Firearm	Hs Product - 9 Millimeter - Pistol	Returned to Owner	Administrative Forfeiture	---	332	---	---
Firearm Possession	08/08/2024	Firearm	Taurus - 9 Millimeter - Pistol	Returned to Owner	Administrative Forfeiture	---	332	---	---
Firearm Possession	08/07/2024	Firearm	Bushnell - 0.22 Caliber - Rifle	Property Destroyed	Summary Forfeiture	---	365	---	---
Firearm Possession	08/07/2024	Firearm	Taurus - 9 Millimeter - Pistol	Property Destroyed	Administrative Forfeiture	---	---	---	---
Firearm Possession	08/07/2024	Firearm	Glock - 9 Millimeter - Pistol	Property Destroyed	Summary Forfeiture	---	---	---	---
Firearm Possession	08/07/2024	Firearm	Glock - 9 Millimeter - Pistol	Property Destroyed	Summary Forfeiture	---	187	---	---
Firearm Possession	08/07/2024	Firearm	SCCY - 9 Millimeter - Pistol	Property Destroyed	Summary Forfeiture	---	187	---	---
Firearm Possession	08/07/2024	Firearm	Drgm - 12 Gauge - Shotgun	Property Destroyed	Summary Forfeiture	---	408	---	---
Firearm Possession	08/07/2024	Firearm	Taurus - 0.4 Caliber - Pistol	Property Destroyed	Summary Forfeiture	---	5	---	---
Firearm Possession	08/07/2024	Firearm	Smith and Wesson - 9 Millimeter - Pistol	Property Destroyed	Summary Forfeiture	---	4	---	---
Firearm Possession	08/07/2024	Firearm	Kimber - 0.45 Caliber - Pistol	Property Destroyed	Summary Forfeiture	---	9	---	---
Firearm Possession	08/07/2024	Firearm	Glock - 0.4 Caliber - Pistol	Property Destroyed	Summary Forfeiture	---	9	---	---
Firearm Possession	08/07/2024	Firearm	Smith and Wesson - 0.4 Caliber - Pistol	Property Destroyed	Summary Forfeiture	---	9	---	---
Firearm Possession	08/07/2024	Firearm	Glock - 0.48 Caliber - Pistol	Property Abandoned	Summary Forfeiture	---	5	---	---
Firearm Possession	08/07/2024	Firearm	Glock - 9 Millimeter - Pistol	Property Abandoned	Summary Forfeiture	---	4	---	---
Firearm Possession	08/07/2024	Firearm	Kimar - 0.22 Caliber - Pistol	Property Destroyed	Summary Forfeiture	---	9	---	---
Firearm Possession	09/27/2024	Firearm	Smith and Wesson - 9 Millimeter - Revolver	Returned to Owner	Summary Forfeiture	---	354	---	---
Firearm Possession	10/09/2024	Firearm	Taurus - 0.38 Caliber - Pistol	Property Abandoned	Agreement	---	---	---	---
Firearm Possession	10/15/2024	Firearm	Anderson Manufacturing - 0.22 Caliber - Pistol	Property Destroyed	Administrative Forfeiture	---	---	---	---
Controlled Substance	10/10/2024	Firearm	Akka - 12 Gauge - Shotgun	Property Destroyed	Summary Forfeiture	---	---	---	---
Firearm Possession	10/10/2024	Firearm	Polymer80 - 9 Millimeter - Pistol	Property Destroyed	Summary Forfeiture	---	353	---	---
Firearm Possession	10/15/2024	Firearm	Ruger - 0.38 Caliber - Pistol	Property Abandoned	Summary Forfeiture	---	183	---	---
Firearm Possession	10/15/2024	Firearm	Taurus - 9 Millimeter - Pistol	Property Abandoned	Summary Forfeiture	---	375	---	---
Firearm Possession	10/31/2024	Firearm	Glock - 9 Millimeter - Pistol	Returned to Owner	Court Ordered Return	---	332	---	---
Firearm Possession	10/22/2024	Firearm	Hi-Point - 0.45 Caliber - Pistol	Property Destroyed	Summary Forfeiture	---	332	---	---

*When expenses exceed the gross amount received, the net proceeds available for distribution are shown as zero.

Table 2A
Property Seized Subject to State Forfeiture - Final Disposition - 2024
Sorted by Agency and Net Proceeds

Entity and Crime	Disposition Date	Type of Property	Property Detail	Disposition of Property	Basis of Disposition	Gross Sales	Expenses Paid	Amount Returned	Net Proceeds*
Minnesota State Patrol (Continued)									
Firearm Possession	10/30/2024	Firearm	Taurus - 9 Millimeter - Pistol	Returned to Owner	Summary Forfeiture	---	357	---	---
Controlled Substance	10/22/2024	Firearm	Ruger - 0.45 Caliber - Pistol	Property Abandoned	Summary Forfeiture	---	---	---	---
Firearm Possession	10/22/2024	Firearm	Lwrc International - 0.45 Caliber - Rifle	Property Destroyed	Summary Forfeiture	---	---	---	---
DUI-Related	10/22/2024	Firearm	Smith and Wesson - 9 Millimeter - Pistol	Property Destroyed	Summary Forfeiture	---	---	---	---
Firearm Possession	10/22/2024	Firearm	Glock - 9 Millimeter - Pistol	Property Destroyed	Summary Forfeiture	---	141	---	---
Firearm Possession	10/22/2024	Firearm	Springfield - 9 Millimeter - Pistol	Property Destroyed	Summary Forfeiture	---	141	---	---
Firearm Possession	10/22/2024	Firearm	Glock - 9 Millimeter - Pistol	Property Destroyed	Summary Forfeiture	---	141	---	---
Firearm Possession	10/22/2024	Firearm	H&K - 0.45 Caliber - Pistol	Property Destroyed	Summary Forfeiture	---	---	---	---
Firearm Possession	10/18/2024	Firearm	Sig Sauer - 9 Millimeter - Pistol	Property Destroyed	Summary Forfeiture	---	357	---	---
Firearm Possession	10/18/2024	Firearm	Glock - 9 Millimeter - Pistol	Property Abandoned	Summary Forfeiture	---	366	---	---
Firearm Possession	10/15/2024	Firearm	Sarsilmaz - 9 Millimeter - Pistol	Property Abandoned	Agreement	---	9	---	---
DUI-Related	10/15/2024	Firearm	Smith and Wesson - 0.38 Caliber - Pistol	Property Destroyed	Summary Forfeiture	---	141	---	---
Firearm Possession	10/18/2024	Firearm	Sig Sauer - 9 Millimeter - Pistol	Property Destroyed	Summary Forfeiture	---	344	---	---
Firearm Possession	10/18/2024	Firearm	Springfield - 0.45 Caliber - Pistol	Property Abandoned	Summary Forfeiture	---	385	---	---
Firearm Possession	10/31/2024	Firearm	Ruger - 9 Millimeter - Pistol	Returned to Owner	Court Ordered Return	---	357	---	---
Fleeing a Peace Officer	07/16/2024	Motorcycle	2022 Kawasaki EX650	Returned to Owner	Judicial Forfeiture	---	954	---	---
DUI-Related	06/13/2024	Motorcycle	2015 Harley-Davidson Dyna Street Bob FXDB	Returned to Lienholder	Judicial Forfeiture	---	12,491	---	---
DUI-Related	04/04/2024	Motorcycle	2003 Shadow VLX 600 VT600C	Salvage Yard	Administrative Forfeiture	---	565	---	---
DUI-Related	03/28/2024	Vehicle	1992 Dodge Shadow	Salvage Yard	Administrative Forfeiture	50	914	---	---
DUI-Related	08/06/2024	Vehicle	1995 Toyota Tercel	Salvage Yard	Administrative Forfeiture	50	695	---	---
Fleeing a Peace Officer	08/06/2024	Vehicle	2008 Ford Fusion	Property Abandoned	Administrative Forfeiture	50	823	---	---
Fleeing a Peace Officer	04/11/2024	Motorcycle	2009 Kawasaki Ninja ZX6 ZX600D	Salvage Yard	Judicial Forfeiture	50	1,141	---	---
Fleeing a Peace Officer	08/22/2024	Motorcycle	2003 Honda Interceptor VTR VTR250	Property Abandoned	Judicial Forfeiture	50	151	---	---
Fleeing a Peace Officer	04/11/2024	Motorcycle	2009 Kawasaki Versys 650 KLE650A	Property Abandoned	Judicial Forfeiture	50	833	---	---
DUI-Related	08/06/2024	Vehicle	2009 Chevrolet Impala	Salvage Yard	Administrative Forfeiture	75	1,216	---	---
Fleeing a Peace Officer	08/22/2024	Motorcycle	1993 Yamaha Venture Royale XVZ1300D	Property Abandoned	Judicial Forfeiture	89	1,186	---	---
Fleeing a Peace Officer	03/27/2024	Vehicle	2002 Pontiac Grand Prix	Salvage Yard	Judicial Forfeiture	100	484	---	---
DUI-Related	03/26/2024	Vehicle	2013 Kia Soul	Salvage Yard	Administrative Forfeiture	100	1,004	---	---
DUI-Related	03/26/2024	Vehicle	2017 Chevrolet Cruze Limited	Salvage Yard	Administrative Forfeiture	100	1,659	---	---
Fleeing a Peace Officer	04/04/2024	Motorcycle	2003 Honda CBR600RR	Salvage Yard	Judicial Forfeiture	100	469	---	---
DUI-Related	03/28/2024	Vehicle	1999 Chevrolet Suburban	Salvage Yard	Administrative Forfeiture	125	861	---	---
Fleeing a Peace Officer	04/04/2024	Vehicle	2013 Chevrolet Malibu	Returned to Owner	Judicial Forfeiture	125	647	---	---
DUI-Related	04/04/2024	Vehicle	2007 Chevrolet Equinox	Returned to Owner	Administrative Forfeiture	138	673	---	---
Fleeing a Peace Officer	07/16/2024	Vehicle	2008 Dodge Avenger	Salvage Yard	Judicial Forfeiture	150	1,202	---	---

*When expenses exceed the gross amount received, the net proceeds available for distribution are shown as zero.

Table 2A
Property Seized Subject to State Forfeiture - Final Disposition - 2024
Sorted by Agency and Net Proceeds

Entity and Crime	Disposition Date	Type of Property	Property Detail	Disposition of Property	Basis of Disposition	Gross Sales	Expenses Paid	Amount Returned	Net Proceeds*
Minnesota State Patrol (Continued)									
DUI-Related	06/07/2024	Vehicle	2003 Chevrolet TrailBlazer	Salvage Yard	Administrative Forfeiture	150	1,193	---	---
Fleeing a Peace Officer	10/30/2024	Vehicle	1992 Chevrolet Silverado	Salvage Yard	Judicial Forfeiture	150	750	---	---
DUI-Related	01/23/2024	Vehicle	2008 BMW 335ci	Returned to Owner	Administrative Forfeiture	156	150	6	---
DUI-Related	03/28/2024	Vehicle	2017 Ford Escape	Returned to Owner	Administrative Forfeiture	157	695	---	---
DUI-Related	08/21/2024	Vehicle	2006 Toyota Camry	Returned to Owner	Court Ordered Return	161	731	---	---
Fleeing a Peace Officer	04/19/2024	Vehicle	2018 Mazda 3 4-Door	Returned to Owner	Judicial Forfeiture	174	663	---	---
Controlled Substance	10/15/2024	Cash		Cash Forfeiture	Administrative Forfeiture	174	377	---	---
DUI-Related	03/28/2024	Vehicle	2003 Chrysler Concorde	Salvage Yard	Administrative Forfeiture	175	808	---	---
Fleeing a Peace Officer	08/06/2024	Vehicle	1999 Jeep Grand Cherokee 4WD	Property Abandoned	Judicial Forfeiture	175	1,333	---	---
DUI-Related	06/20/2024	Vehicle	2003 Chevrolet Impala	Property Sold	Administrative Forfeiture	180	1,022	---	---
DUI-Related	04/15/2024	Vehicle	2012 GMC Sierra 1500	Returned to Owner	Administrative Forfeiture	183	722	---	---
DUI-Related	06/05/2024	Vehicle	1999 Acura Integra	Returned to Owner	Administrative Forfeiture	183	722	---	---
DUI-Related	10/30/2024	Vehicle	2006 Ford Fusion	Returned to Owner	Administrative Forfeiture	186	757	---	---
Fleeing a Peace Officer	10/30/2024	Vehicle	2005 Pontiac G6	Property Abandoned	Judicial Forfeiture	200	1,203	---	---
DUI-Related	10/30/2024	Vehicle	2008 Chevrolet Impala	Salvage Yard	Administrative Forfeiture	200	753	---	---
Controlled Substance	04/04/2024	Vehicle	2006 Chevrolet Silverado	Salvage Yard	Administrative Forfeiture	200	379	---	---
DUI-Related	04/23/2024	Vehicle	2014 Mitsubishi Outlander Sport 4WD	Salvage Yard	Administrative Forfeiture	200	459	---	---
Fleeing a Peace Officer	05/14/2024	Vehicle	1995 Cadillac Eldorado	Returned to Owner	Judicial Forfeiture	206	904	---	---
Fleeing a Peace Officer	08/22/2024	Vehicle	2002 Nissan Maxima	Salvage Yard	Judicial Forfeiture	206	493	---	---
DUI-Related	09/06/2024	Vehicle	2003 Toyota Camry	Salvage Yard	Administrative Forfeiture	206	711	---	---
Vehicular Homicide	09/06/2024	Vehicle	2008 Pontiac G6	Salvage Yard	Agreement	206	1,310	---	---
Fleeing a Peace Officer	09/06/2024	Vehicle	1998 Chevrolet GMT 400	Property Abandoned	Judicial Forfeiture	206	798	---	---
DUI-Related	04/19/2024	Vehicle	2001 Mercury Grand Marquis	Returned to Owner	Administrative Forfeiture	222	736	---	---
DUI-Related	10/22/2024	Vehicle	2018 Ford Transit Connect	Returned to Owner	Administrative Forfeiture	225	796	---	---
DUI-Related	09/27/2024	Vehicle	2006 Dodge Grand Caravan	Returned to Owner	Administrative Forfeiture	225	754	---	---
DUI-Related	09/06/2024	Vehicle	2001 GMC Sierra 1500	Property Abandoned	Administrative Forfeiture	226	820	---	---
DUI-Related	09/06/2024	Vehicle	2000 Toyota Tundra	Salvage Yard	Administrative Forfeiture	226	717	---	---
Fleeing a Peace Officer	10/31/2024	Vehicle	2013 Honda CR-V 4WD	Returned to Owner	Agreement	230	818	---	---
DUI-Related	04/04/2024	Vehicle	2012 Dodge Ram	Returned to Owner	Administrative Forfeiture	231	803	---	---
DUI-Related	01/16/2024	Vehicle	2009 Ford Fusion	Returned to Lienholder	Administrative Forfeiture	238	754	---	---
DUI-Related	04/04/2024	Vehicle	2020 Toyota Truck	Returned to Owner	Administrative Forfeiture	240	754	---	---
DUI-Related	03/19/2024	Bond/Security		Security/Bond Returned	Administrative Forfeiture	241	250	---	---
DUI-Related	09/27/2024	Bond/Security		Security/Bond Returned	Administrative Forfeiture	241	259	---	---
Vehicular Operation	10/30/2024	Vehicle	2010 Ford Escape	Property Abandoned	Judicial Forfeiture	250	1,126	---	---

*When expenses exceed the gross amount received, the net proceeds available for distribution are shown as zero.

Table 2A
Property Seized Subject to State Forfeiture - Final Disposition - 2024
Sorted by Agency and Net Proceeds

Entity and Crime	Disposition Date	Type of Property	Property Detail	Disposition of Property	Basis of Disposition	Gross Sales	Expenses Paid	Amount Returned	Net Proceeds*
Minnesota State Patrol (Continued)									
DUI-Related	09/06/2024	Vehicle	2001 Ford F250	Returned to Owner	Agreement	250	616	---	---
DUI-Related	03/27/2024	Vehicle	2000 Chevrolet Silverado	Salvage Yard	Administrative Forfeiture	250	1,474	---	---
DUI-Related	08/06/2024	Vehicle	2006 Saturn Ion	Returned to Lienholder	Agreement	250	1,497	---	---
Fleeing a Peace Officer	04/23/2024	Motorcycle	2005 Honda CBR600F3	Property Abandoned	Judicial Forfeiture	250	1,286	---	---
DUI-Related	09/06/2024	Vehicle	2015 Jeep Patriot 2WD	Salvage Yard	Administrative Forfeiture	256	691	---	---
Fleeing a Peace Officer	07/15/2024	Motorcycle	2007 Yamaha FZ1	Returned to Owner	Judicial Forfeiture	269	734	---	---
DUI-Related	09/06/2024	Vehicle	2005 Jeep Grand Cherokee 2WD	Property Sold	Administrative Forfeiture	270	320	---	---
DUI-Related	09/06/2024	Vehicle	2013 Mercedes-Benz C300 4matic	Returned to Owner	Administrative Forfeiture	270	858	---	---
Controlled Substance	04/01/2024	Cash		Property Abandoned	Administrative Forfeiture	272	353	---	---
DUI-Related	09/16/2024	Vehicle	2021 Chevrolet Malibu	Returned to Owner	Administrative Forfeiture	275	814	---	---
Controlled Substance	10/30/2024	Vehicle	2014 Ford Fusion	Property Abandoned	Administrative Forfeiture	300	762	---	---
DUI-Related	10/22/2024	Vehicle	2005 Chevrolet Malibu	Property Sold	Administrative Forfeiture	300	1,234	---	---
DUI-Related	03/28/2024	Vehicle	2008 Honda Odyssey	Salvage Yard	Administrative Forfeiture	300	741	---	---
DUI-Related	03/28/2024	Vehicle	2009 Toyota Camry	Salvage Yard	Administrative Forfeiture	300	547	---	---
Fleeing a Peace Officer	04/23/2024	Vehicle	2004 Volkswagen Jetta	Property Abandoned	Judicial Forfeiture	300	1,252	---	---
DUI-Related	05/14/2024	Vehicle	1999 Chevrolet Cavalier	Salvage Yard	Administrative Forfeiture	300	895	---	---
Controlled Substance	05/10/2024	Vehicle	2008 Chevrolet Silverado	Salvage Yard	Administrative Forfeiture	300	982	---	---
Fleeing a Peace Officer	04/04/2024	Vehicle	2000 Mercury Sable	Property Abandoned	Judicial Forfeiture	301	1,342	---	---
Fleeing a Peace Officer	08/06/2024	Vehicle	2002 Toyota Camry	Property Abandoned	Administrative Forfeiture	301	854	---	---
Fleeing a Peace Officer	09/16/2024	Vehicle	2010 Chevrolet Camaro	Returned to Owner	Judicial Forfeiture	305	876	---	---
Fleeing a Peace Officer	04/15/2024	Vehicle	2015 Volkswagen Passat	Returned to Owner	Agreement	307	830	---	---
Fleeing a Peace Officer	05/10/2024	Vehicle	2008 Chrysler Aspen 4WD	Returned to Owner	Judicial Forfeiture	307	1,034	---	---
DUI-Related	01/31/2024	Bond/Security		Security/Bond Returned	Administrative Forfeiture	313	313	---	---
DUI-Related	03/28/2024	Vehicle	2009 Ford Escape	Property Sold	Judicial Forfeiture	325	6,195	---	---
Controlled Substance	04/11/2024	Vehicle	2015 Ford Taurus	Returned to Owner	Administrative Forfeiture	328	328	---	---
Controlled Substance	04/18/2024	Vehicle	2000 Chevrolet Suburban	Returned to Lienholder	Administrative Forfeiture	329	826	---	---
Fleeing a Peace Officer	04/04/2024	Vehicle	2021 Ram 1500 Rebel 4WD	Returned to Owner	Judicial Forfeiture	330	837	---	---
Fleeing a Peace Officer	04/23/2024	Vehicle	2004 Chevrolet Malibu	Property Abandoned	Judicial Forfeiture	350	1,304	---	---
Fleeing a Peace Officer	05/14/2024	Vehicle	2004 Pontiac Grand Prix	Property Abandoned	Administrative Forfeiture	350	680	---	---
DUI-Related	06/06/2024	Vehicle	2008 Chrysler Town and Country	Salvage Yard	Administrative Forfeiture	350	933	---	---
DUI-Related	04/23/2024	Vehicle	2005 Mitsubishi Lancer	Salvage Yard	Administrative Forfeiture	350	1,518	---	---
DUI-Related	03/26/2024	Vehicle	1989 Chevrolet GMT400 4WD	Property Abandoned	Administrative Forfeiture	357	1,404	---	---
Controlled Substance	03/22/2024	Vehicle	2001 Dodge Durango	Property Sold	Administrative Forfeiture	360	1,097	---	---
Bringing Stolen Goods	05/08/2024	Vehicle	2008 Chevrolet Tahoe	Returned to Owner	Court Ordered Return	368	---	368	---

*When expenses exceed the gross amount received, the net proceeds available for distribution are shown as zero.

Table 2A
Property Seized Subject to State Forfeiture - Final Disposition - 2024
Sorted by Agency and Net Proceeds

Entity and Crime	Disposition Date	Type of Property	Property Detail	Disposition of Property	Basis of Disposition	Gross Sales	Expenses Paid	Amount Returned	Net Proceeds*
Minnesota State Patrol (Continued)									
Fleeing a Peace Officer	09/06/2024	Vehicle	2006 Dodge Durango	Property Sold	Judicial Forfeiture	370	1,246	---	---
DUI-Related	09/06/2024	Vehicle	2002 Volvo S60	Property Sold	Administrative Forfeiture	370	770	---	---
Fleeing a Peace Officer	07/15/2024	Vehicle	2012 Dodge Ram	Returned to Owner	Judicial Forfeiture	371	861	---	---
DUI-Related	04/23/2024	Vehicle	2006 Audi A4 quattro	Property Abandoned	Administrative Forfeiture	375	1,615	---	---
Fleeing a Peace Officer	06/10/2024	Vehicle	2008 Saturn Aura	Property Abandoned	Judicial Forfeiture	375	1,153	---	---
Fleeing a Peace Officer	08/07/2024	Vehicle	1999 Ford F150	Salvage Yard	Judicial Forfeiture	375	2,124	---	---
DUI-Related	08/27/2024	Bond/Security		Security/Bond Returned	Agreement	385	385	---	---
DUI-Related	09/16/2024	Vehicle	2008 Pontiac Grand Prix	Salvage Yard	Administrative Forfeiture	400	1,203	---	---
DUI-Related	09/16/2024	Vehicle	2005 Chrysler 300C AWD	Property Sold	Administrative Forfeiture	400	1,555	---	---
DUI-Related	09/16/2024	Vehicle	2007 Mitsubishi Eclipse	Property Abandoned	Administrative Forfeiture	400	1,235	---	---
Fleeing a Peace Officer	06/10/2024	Vehicle	2006 Pontiac Torrent AWD	Property Abandoned	Administrative Forfeiture	400	1,516	---	---
DUI-Related	08/08/2024	Vehicle	2004 Chevrolet Monte Carlo	Salvage Yard	Administrative Forfeiture	400	1,157	---	---
Fleeing a Peace Officer	04/04/2024	Vehicle	2011 Chevrolet HHR FWD FFV	Property Abandoned	Judicial Forfeiture	400	646	---	---
Controlled Substance	04/23/2024	Vehicle	2001 Volkswagen BEETLE GLX	Property Sold	Administrative Forfeiture	400	1,249	---	---
DUI-Related	03/27/2024	Vehicle	2012 Ford Taurus	Salvage Yard	Administrative Forfeiture	401	847	---	---
Controlled Substance	08/21/2024	Vehicle	2002 Buick Rendezvous AWD	Salvage Yard	Administrative Forfeiture	401	1,311	---	---
Fleeing a Peace Officer	09/06/2024	Vehicle	2013 Ford Explorer	Returned to Owner	Judicial Forfeiture	418	913	---	---
DUI-Related	04/23/2024	Vehicle	2008 Chevrolet Malibu	Salvage Yard	Administrative Forfeiture	425	1,304	---	---
Controlled Substance	11/01/2024	Vehicle	2001 Toyota Highlander	Property Abandoned	Administrative Forfeiture	426	460	---	---
DUI-Related	11/01/2024	Vehicle	1995 Ford F150	Property Abandoned	Administrative Forfeiture	426	1,436	---	---
Fleeing a Peace Officer	11/01/2024	Vehicle	2011 Infiniti G37x	Property Abandoned	Judicial Forfeiture	428	1,356	---	---
DUI-Related	04/11/2024	Bond/Security		Security/Bond Returned	Administrative Forfeiture	431	431	---	---
DUI-Related	04/11/2024	Bond/Security		Security/Bond Returned	Administrative Forfeiture	436	436	---	---
DUI-Related	04/11/2024	Vehicle	2017 Ford Explorer	Returned to Owner	Administrative Forfeiture	441	716	---	---
DUI-Related	09/16/2024	Vehicle	2008 Dodge Dakota Pickup 2WD	Salvage Yard	Administrative Forfeiture	450	1,426	---	---
Fleeing a Peace Officer	03/28/2024	Vehicle	2014 Chevrolet Cruze	Returned to Owner	Administrative Forfeiture	450	1,047	---	---
DUI-Related	04/05/2024	Vehicle	2002 Honda Civic	Property Sold	Administrative Forfeiture	450	1,768	---	---
Fleeing a Peace Officer	07/09/2024	Vehicle	2001 Honda Civic	Property Sold	Judicial Forfeiture	450	1,245	---	---
DUI-Related	06/26/2024	Vehicle	2012 Chevrolet Silverado	Returned to Owner	Court Ordered Return	466	1,005	---	---
DUI-Related	05/03/2024	Vehicle	2015 Ford Fusion	Returned to Owner	Administrative Forfeiture	473	690	---	---
Fleeing a Peace Officer	04/23/2024	Vehicle	2007 Honda Accord	Salvage Yard	Judicial Forfeiture	475	1,275	---	---
DUI-Related	06/21/2024	Vehicle	2002 Honda Odyssey	Salvage Yard	Administrative Forfeiture	475	1,583	---	---
Fleeing a Peace Officer	06/21/2024	Vehicle	2005 Chevrolet Impala	Property Abandoned	Judicial Forfeiture	475	1,211	---	---
Fleeing a Peace Officer	04/01/2024	Vehicle	2007 BMW 328xi	Salvage Yard	Judicial Forfeiture	475	1,058	---	---

*When expenses exceed the gross amount received, the net proceeds available for distribution are shown as zero.

Table 2A
Property Seized Subject to State Forfeiture - Final Disposition - 2024
Sorted by Agency and Net Proceeds

Entity and Crime	Disposition Date	Type of Property	Property Detail	Disposition of Property	Basis of Disposition	Gross Sales	Expenses Paid	Amount Returned	Net Proceeds*
Minnesota State Patrol (Continued)									
DUI-Related	04/23/2024	Vehicle	2004 Chevrolet TrailBlazer	Property Abandoned	Administrative Forfeiture	475	1,323	---	---
DUI-Related	04/01/2024	Vehicle	2009 Dodge Charger	Property Sold	Administrative Forfeiture	475	1,246	---	---
DUI-Related	04/05/2024	Vehicle	2019 Jeep Compass 4WD	Salvage Yard	Administrative Forfeiture	475	2,378	---	---
Fleeing a Peace Officer	06/21/2024	Vehicle	2013 Dodge Dart	Property Abandoned	Judicial Forfeiture	475	1,453	---	---
DUI-Related	04/01/2024	Vehicle	2006 Toyota Camry	Property Sold	Judicial Forfeiture	475	1,350	---	---
DUI-Related	08/08/2024	Vehicle	2004 Oldsmobile Bravada	Salvage Yard	Administrative Forfeiture	475	1,420	---	---
DUI-Related	09/16/2024	Vehicle	2015 Chevrolet Sonic	Property Abandoned	Administrative Forfeiture	475	1,639	---	---
DUI-Related	09/16/2024	Vehicle	2007 Honda Accord	Property Abandoned	Administrative Forfeiture	475	1,472	---	---
Fleeing a Peace Officer	09/16/2024	Vehicle	2003 Dodge Durango	Salvage Yard	Judicial Forfeiture	475	1,337	---	---
DUI-Related	06/07/2024	Bond/Security		Security/Bond Returned	Administrative Forfeiture	475	481	---	---
Fleeing a Peace Officer	06/20/2024	Motorcycle	2000 Kawasaki Ninja ZX12R ZX1200A	Returned to Owner	Court Ordered Return	475	741	---	---
DUI-Related	06/07/2024	Vehicle	2002 Volkswagen Golf	Salvage Yard	Administrative Forfeiture	500	1,300	---	---
DUI-Related	06/10/2024	Vehicle	2002 Lexus RX 300	Property Abandoned	Administrative Forfeiture	500	1,307	---	---
DUI-Related	06/21/2024	Vehicle	2002 Ford Escape	Salvage Yard	Administrative Forfeiture	500	1,654	---	---
DUI-Related	06/21/2024	Vehicle	2006 Chrysler PT Cruiser Convertible	Salvage Yard	Administrative Forfeiture	500	2,096	---	---
DUI-Related	09/16/2024	Vehicle	2006 Cadillac STS	Salvage Yard	Administrative Forfeiture	500	1,471	---	---
DUI-Related	10/15/2024	Vehicle	2003 Infiniti FX45 AWD	Salvage Yard	Judicial Forfeiture	500	1,033	---	---
DUI-Related	10/15/2024	Vehicle	2016 Chrysler 200	Salvage Yard	Administrative Forfeiture	500	1,563	---	---
Fleeing a Peace Officer	10/15/2024	Vehicle	2000 Ford F150	Property Abandoned	Administrative Forfeiture	500	1,384	---	---
DUI-Related	06/07/2024	Vehicle	2010 Volkswagen Jetta Sedan	Salvage Yard	Administrative Forfeiture	500	1,980	---	---
DUI-Related	03/27/2024	Vehicle	2006 Chrysler Town and Country	Property Sold	Administrative Forfeiture	500	1,436	---	---
Fleeing a Peace Officer	08/06/2024	Vehicle	2000 Ford F150	Property Abandoned	Administrative Forfeiture	501	1,245	---	---
Fleeing a Peace Officer	04/19/2024	Motorcycle	2023 BMW S1000RR	Returned to Owner	Judicial Forfeiture	515	756	---	---
Vehicular Operation	08/08/2024	Vehicle	2012 Chevrolet Malibu	Salvage Yard	Administrative Forfeiture	525	1,155	---	---
DUI-Related	04/23/2024	Vehicle	2014 Nissan Altima	Salvage Yard	Administrative Forfeiture	525	1,816	---	---
DUI-Related	09/16/2024	Vehicle	2004 Chevrolet Tahoe	Property Sold	Administrative Forfeiture	525	1,249	---	---
DUI-Related	08/22/2024	Vehicle	2000 Ford E350 Econoline 2WD	Salvage Yard	Administrative Forfeiture	525	1,989	---	---
Fleeing a Peace Officer	08/22/2024	Motorcycle	2009 Honda CBR600RR	Salvage Yard	Judicial Forfeiture	525	1,229	---	---
DUI-Related	08/21/2024	Vehicle	2001 Chevrolet Silverado	Salvage Yard	Administrative Forfeiture	527	1,949	---	---
DUI-Related	05/15/2024	Vehicle	2017 Honda CRV AWD	Returned to Lienholder	Administrative Forfeiture	528	967	---	---
DUI-Related	06/07/2024	Vehicle	2005 Dodge Grand Caravan FFV	Salvage Yard	Administrative Forfeiture	550	1,377	---	---
DUI-Related	08/08/2024	Vehicle	2007 Jeep Patriot 2WD	Salvage Yard	Administrative Forfeiture	550	1,238	---	---
DUI-Related	06/07/2024	Vehicle	2012 Ford F150	Returned to Lienholder	Agreement	555	1,168	---	---
DUI-Related	10/22/2024	Vehicle	2008 Chevrolet Malibu	Property Sold	Administrative Forfeiture	555	872	---	---

*When expenses exceed the gross amount received, the net proceeds available for distribution are shown as zero.

Table 2A
Property Seized Subject to State Forfeiture - Final Disposition - 2024
Sorted by Agency and Net Proceeds

Entity and Crime	Disposition Date	Type of Property	Property Detail	Disposition of Property	Basis of Disposition	Gross Sales	Expenses Paid	Amount Returned	Net Proceeds*
Minnesota State Patrol (Continued)									
DUI-Related	09/16/2024	Vehicle	2007 Lincoln MKX FWD	Property Sold	Administrative Forfeiture	575	1,512	---	---
DUI-Related	06/21/2024	Vehicle	2007 Chevrolet Express	Property Sold	Judicial Forfeiture	575	1,291	---	---
Controlled Substance	06/07/2024	Vehicle	2007 Volvo XC 90 AWD	Property Abandoned	Administrative Forfeiture	575	1,070	---	---
DUI-Related	06/21/2024	Vehicle	2009 Chevrolet Traverse AWD	Salvage Yard	Administrative Forfeiture	575	1,468	---	---
DUI-Related	06/07/2024	Vehicle	2008 Ford F150 STX 4WD	Salvage Yard	Administrative Forfeiture	575	2,065	---	---
Fleeing a Peace Officer	06/04/2024	Vehicle	2012 Chrysler 300	Returned to Owner	Court Ordered Return	597	1,086	---	---
DUI-Related	09/06/2024	Vehicle	2005 Chevrolet Tahoe	Returned to Lienholder	Administrative Forfeiture	599	599	---	---
DUI-Related	09/16/2024	Vehicle	2005 Ford Five Hundred	Property Sold	Administrative Forfeiture	600	1,938	---	---
Firearm Possession	09/16/2024	Vehicle	2014 Lexus GS 350	Salvage Yard	Administrative Forfeiture	600	1,683	---	---
DUI-Related	06/07/2024	Vehicle	2011 Cadillac SRX	Salvage Yard	Administrative Forfeiture	600	1,521	---	---
DUI-Related	06/10/2024	Vehicle	2000 Ford F150	Salvage Yard	Administrative Forfeiture	600	1,596	---	---
Fleeing a Peace Officer	06/10/2024	Vehicle	2008 Mercedes-Benz CLS550	Property Abandoned	Judicial Forfeiture	600	1,460	---	---
DUI-Related	03/27/2024	Vehicle	2006 GMC Sierra K15 4WD FFV	Salvage Yard	Administrative Forfeiture	601	803	---	---
DUI-Related	04/19/2024	Vehicle	2009 Ford F350 4WD	Returned to Owner	Administrative Forfeiture	612	1,126	---	---
Controlled Substance	09/16/2024	Vehicle	2006 Acura 3.2TL	Property Sold	Administrative Forfeiture	620	742	---	---
DUI-Related	09/16/2024	Vehicle	2013 Ford Fusion	Salvage Yard	Administrative Forfeiture	625	1,414	---	---
DUI-Related	09/16/2024	Vehicle	1997 Jeep Cherokee 4WD	Property Sold	Administrative Forfeiture	625	1,484	---	---
DUI-Related	05/10/2024	Vehicle	2019 Lincoln NAUTILIUS	Returned to Owner	Agreement	625	625	---	---
DUI-Related	04/23/2024	Vehicle	2017 Mitsubishi Outlander Sport 4WD	Salvage Yard	Administrative Forfeiture	625	1,625	---	---
DUI-Related	04/23/2024	Vehicle	2017 Kia Forte	Salvage Yard	Administrative Forfeiture	650	1,590	---	---
DUI-Related	08/06/2024	Vehicle	2013 Ram 1500 4WD	Salvage Yard	Administrative Forfeiture	650	1,097	---	---
Fleeing a Peace Officer	08/08/2024	Vehicle	2009 Chevrolet Impala	Returned to Owner	Court Ordered Return	657	1,191	---	---
Controlled Substance	03/27/2024	Vehicle	2015 Chevrolet Suburban	Returned to Lienholder	Court Ordered Return	666	956	---	---
Fleeing a Peace Officer	05/14/2024	Vehicle	2018 Chevrolet Silverado	Returned to Lienholder	Judicial Forfeiture	673	913	---	---
Fleeing a Peace Officer	06/10/2024	Vehicle	2020 Dodge Scat Pack	Returned to Owner	Administrative Forfeiture	673	1,004	---	---
DUI-Related	06/10/2024	Vehicle	2006 Ford Fusion	Property Abandoned	Administrative Forfeiture	675	1,189	---	---
DUI-Related	06/21/2024	Vehicle	2008 Lincoln MKX AWD	Property Abandoned	Administrative Forfeiture	675	1,420	---	---
DUI-Related	07/02/2024	Vehicle	1993 Buick Regal	Property Sold	Administrative Forfeiture	680	893	---	---
DUI-Related	07/02/2024	Vehicle	2006 Honda Civic	Property Sold	Administrative Forfeiture	690	1,172	---	---
DUI-Related	11/06/2024	Vehicle	1994 GMC Sierra 1500	Property Sold	Administrative Forfeiture	690	1,011	---	---
DUI-Related	05/09/2024	Vehicle	2010 Ford F150	Returned to Owner	Administrative Forfeiture	690	699	---	---
DUI-Related	09/06/2024	Vehicle	2021 Kia K5	Returned to Lienholder	Administrative Forfeiture	698	1,192	---	---
DUI-Related	10/18/2024	Vehicle	2008 Mercury Mariner	Property Sold	Administrative Forfeiture	700	1,197	---	---
DUI-Related	03/26/2024	Vehicle	2011 Chevrolet Silverado	Returned to Owner	Administrative Forfeiture	702	1,191	---	---

*When expenses exceed the gross amount received, the net proceeds available for distribution are shown as zero.

Table 2A
Property Seized Subject to State Forfeiture - Final Disposition - 2024
Sorted by Agency and Net Proceeds

Entity and Crime	Disposition Date	Type of Property	Property Detail	Disposition of Property	Basis of Disposition	Gross Sales	Expenses Paid	Amount Returned	Net Proceeds*
Minnesota State Patrol (Continued)									
Fleeing a Peace Officer	05/17/2024	Vehicle	2013 Audi S4 Avant	Returned to Owner	Judicial Forfeiture	710	710	---	---
DUI-Related	04/02/2024	Vehicle	2012 GMC Acadia AWD	Returned to Owner	Administrative Forfeiture	710	1,067	---	---
Fleeing a Peace Officer	04/18/2024	Vehicle	2011 Kia Sorento AWD	Returned to Owner	Judicial Forfeiture	715	1,254	---	---
DUI-Related	04/05/2024	Vehicle	2008 Nissan Maxima	Property Sold	Administrative Forfeiture	725	2,787	---	---
DUI-Related	05/14/2024	Vehicle	2020 Chevrolet Silverado	Returned to Lienholder	Administrative Forfeiture	749	749	---	---
DUI-Related	04/23/2024	Vehicle	2007 Toyota CAMRY XLE	Salvage Yard	Administrative Forfeiture	750	1,272	---	---
DUI-Related	04/04/2024	Vehicle	2012 Ford Fusion	Property Sold	Administrative Forfeiture	750	1,215	---	---
DUI-Related	04/04/2024	Vehicle	2008 Honda Civic	Property Abandoned	Administrative Forfeiture	750	1,388	---	---
DUI-Related	09/16/2024	Vehicle	2010 Buick LaCrosse	Property Sold	Administrative Forfeiture	750	1,496	---	---
DUI-Related	04/19/2024	Vehicle	2013 Chevrolet Cruze Limited	Returned to Owner	Administrative Forfeiture	753	994	---	---
DUI-Related	08/08/2024	Vehicle	2008 Chrysler Town and Country	Returned to Owner	Administrative Forfeiture	756	1,088	---	---
Fleeing a Peace Officer	08/08/2024	Vehicle	2002 Honda Odyssey	Returned to Owner	Judicial Forfeiture	757	1,088	---	---
DUI-Related	08/09/2024	Bond/Security		Security/Bond Returned	Administrative Forfeiture	766	774	---	---
Fleeing a Peace Officer	05/15/2024	Vehicle	2014 Chevrolet Captiva	Returned to Owner	Administrative Forfeiture	775	1,155	---	---
Fleeing a Peace Officer	08/06/2024	Motorcycle	2023 CF-Moto 450ss cf-400	Returned to Lienholder	Judicial Forfeiture	775	775	---	---
DUI-Related	01/09/2024	Vehicle	2018 Tesla Model 3	Returned to Owner	Administrative Forfeiture	790	1,056	---	---
DUI-Related	05/16/2024	Bond/Security		Security/Bond Returned	Administrative Forfeiture	795	882	---	---
DUI-Related	09/30/2024	Bond/Security		Security/Bond Returned	Administrative Forfeiture	796	812	---	---
DUI-Related	06/27/2024	Bond/Security		Security/Bond Returned	Court Ordered Return	797	6,886	---	---
Fleeing a Peace Officer	09/30/2024	Vehicle	2019 Mitsubishi Outlander Sport 4WD	Returned to Owner	Agreement	801	1,197	---	---
Firearm Possession	03/27/2024	Vehicle	2017 GMC Sierra 1500	Returned to Lienholder	Administrative Forfeiture	803	803	---	---
Fleeing a Peace Officer	06/04/2024	Vehicle	2015 Mitsubishi Outlander Sport 4WD	Returned to Owner	Court Ordered Return	805	1,030	---	---
DUI-Related	10/09/2024	Vehicle	2012 Buick LaCrosse	Returned to Owner	Administrative Forfeiture	808	896	---	---
Controlled Substance	04/23/2024	Vehicle	2005 Lincoln LS	Returned to Owner	Administrative Forfeiture	808	1,171	---	---
DUI-Related	07/02/2024	Vehicle	2012 Honda Odyssey	Returned to Lienholder	Administrative Forfeiture	813	813	---	---
DUI-Related	04/01/2024	Motorcycle	2009 Suzuki GSXR600	Property Abandoned	Administrative Forfeiture	825	1,658	---	---
Fleeing a Peace Officer	04/23/2024	Vehicle	2012 Ford Taurus	Returned to Lienholder	Judicial Forfeiture	828	1,228	---	---
DUI-Related	06/06/2024	Vehicle	2019 Nissan Sentra	Returned to Lienholder	Administrative Forfeiture	844	844	---	---
Controlled Substance	08/08/2024	Vehicle	2012 Chrysler Town and Country	Returned to Owner	Administrative Forfeiture	845	1,176	---	---
DUI-Related	04/01/2024	Bond/Security		Security/Bond Returned	Administrative Forfeiture	872	872	---	---
DUI-Related	04/02/2024	Vehicle	2021 Cadillac Escalade 4WD	Returned to Owner	Administrative Forfeiture	873	1,205	---	---
DUI-Related	04/04/2024	Vehicle	2006 Pontiac Grand Prix	Property Sold	Administrative Forfeiture	875	1,907	---	---
Fleeing a Peace Officer	04/04/2024	Motorcycle	2006 Honda CBR600F	Property Abandoned	Administrative Forfeiture	875	1,111	---	---
Fleeing a Peace Officer	04/23/2024	Motorcycle	2012 Yamaha FZ8	Returned to Owner	Judicial Forfeiture	889	1,053	---	---

*When expenses exceed the gross amount received, the net proceeds available for distribution are shown as zero.

Table 2A
Property Seized Subject to State Forfeiture - Final Disposition - 2024
Sorted by Agency and Net Proceeds

Entity and Crime	Disposition Date	Type of Property	Property Detail	Disposition of Property	Basis of Disposition	Gross Sales	Expenses Paid	Amount Returned	Net Proceeds*
Minnesota State Patrol (Continued)									
Theft	07/09/2024	Vehicle	2013 Subaru Outback AWD	Returned to Owner	Court Ordered Return	891	1,300	---	---
DUI-Related	09/16/2024	Vehicle	2012 Honda CR-V EX-L Sport	Returned to Owner	Administrative Forfeiture	901	1,233	---	---
DUI-Related	04/23/2024	Vehicle	2016 Audi A6	Returned to Owner	Agreement	903	1,145	---	---
DUI-Related	04/02/2024	Vehicle	2016 Cadillac Escalade 4WD	Returned to Lienholder	Administrative Forfeiture	907	1,253	---	---
DUI-Related	08/21/2024	Vehicle	2019 Dodge Challenger	Returned to Lienholder	Administrative Forfeiture	916	916	---	---
DUI-Related	04/04/2024	Vehicle	2005 Jeep Grand Cherokee 4WD	Property Abandoned	Administrative Forfeiture	925	1,609	---	---
Fleeing a Peace Officer	04/02/2024	Vehicle	2018 Toyota RAV4	Returned to Owner	Judicial Forfeiture	932	1,124	---	---
DUI-Related	08/21/2024	Vehicle	2011 GMC Denali 1500 AWD FFV	Returned to Lienholder	Administrative Forfeiture	953	960	---	---
DUI-Related	05/20/2024	Vehicle	2019 Dodge Ram	Returned to Owner	Administrative Forfeiture	956	1,194	---	---
DUI-Related	09/30/2024	Vehicle	2010 Ford Fusion	Property Sold	Administrative Forfeiture	960	1,302	---	---
DUI-Related	08/08/2024	Motorcycle	2020 Thunder Mountain Cycles Telluride	Returned to Owner	Administrative Forfeiture	961	1,150	---	---
DUI-Related	08/21/2024	Vehicle	2020 Subaru Legacy AWD	Returned to Owner	Agreement	964	1,028	---	---
Fleeing a Peace Officer	05/17/2024	Motorcycle	2023 Kawasaki	Returned to Owner	Judicial Forfeiture	973	1,239	---	---
DUI-Related	08/08/2024	Vehicle	2018 Chevrolet Malibu	Property Abandoned	Administrative Forfeiture	975	1,294	---	---
Fleeing a Peace Officer	04/17/2024	Vehicle	2004 Chevrolet Tahoe	Returned to Owner	Administrative Forfeiture	977	1,125	---	---
DUI-Related	04/23/2024	Vehicle	2020 Jeep Grand Cherokee 4WD	Returned to Lienholder	Administrative Forfeiture	985	1,354	---	---
DUI-Related	04/04/2024	Vehicle	2015 Jeep Cherokee/latitude 4WD	Returned to Lienholder	Administrative Forfeiture	992	1,254	---	---
DUI-Related	10/18/2024	Vehicle	2023 Jeep Compass 4WD	Returned to Owner	Administrative Forfeiture	993	1,179	---	---
Fleeing a Peace Officer	08/08/2024	Vehicle	2007 Kia Sorento 4WD	Returned to Owner	Court Ordered Return	997	997	---	---
DUI-Related	09/16/2024	Vehicle	2014 Chevrolet Cruze	Returned to Owner	Administrative Forfeiture	1,000	1,270	---	---
Fleeing a Peace Officer	06/21/2024	Vehicle	2015 BMW S 1000R	Returned to Owner	Judicial Forfeiture	1,001	1,192	---	---
Fleeing a Peace Officer	04/19/2024	Vehicle	2014 Infiniti Q50 AWD	Returned to Owner	Judicial Forfeiture	1,008	1,244	---	---
Fleeing a Peace Officer	04/23/2024	Vehicle	2013 Chevrolet Impala	Returned to Owner	Agreement	1,010	1,174	---	---
DUI-Related	11/01/2024	Motorcycle	2007 Yamaha Stryker XVS1300	Property Sold	Administrative Forfeiture	1,010	1,014	---	---
Controlled Substance	04/02/2024	Vehicle	2006 BMW 530i	Returned to Owner	Administrative Forfeiture	1,013	1,347	---	---
DUI-Related	06/05/2024	Vehicle	2016 Kia Sportage FWD	Returned to Lienholder	Administrative Forfeiture	1,019	1,019	---	---
Fleeing a Peace Officer	04/04/2024	Motorcycle	2002 Yamaha YZF R1	Returned to Owner	Court Ordered Return	1,024	1,236	---	---
DUI-Related	10/18/2024	Motorcycle	2011 Harley-Davidson Iron 883 XL883N	Returned to Owner	Administrative Forfeiture	1,024	1,569	---	---
DUI-Related	04/23/2024	Vehicle	2015 Chrysler 300 RWD Limited	Returned to Owner	Administrative Forfeiture	1,040	1,384	---	---
DUI-Related	06/20/2024	Vehicle	2007 Chevrolet Silverado	Returned to Owner	Agreement	1,050	1,303	---	---
Fleeing a Peace Officer	06/21/2024	Motorcycle	2003 Honda CBR600RR	Property Sold	Judicial Forfeiture	1,050	1,319	---	---
Fleeing a Peace Officer	03/26/2024	Vehicle	2019 Audi Q7	Returned to Owner	Court Ordered Return	1,057	1,248	---	---
Fleeing a Peace Officer	04/01/2024	Vehicle	2011 Chevrolet Avalanche	Returned to Lienholder	Judicial Forfeiture	1,061	1,061	---	---
DUI-Related	05/10/2024	Vehicle	2003 Suzuki XL7 AWD	Returned to Owner	Agreement	1,068	1,445	---	---

*When expenses exceed the gross amount received, the net proceeds available for distribution are shown as zero.

Table 2A
Property Seized Subject to State Forfeiture - Final Disposition - 2024
Sorted by Agency and Net Proceeds

Entity and Crime	Disposition Date	Type of Property	Property Detail	Disposition of Property	Basis of Disposition	Gross Sales	Expenses Paid	Amount Returned	Net Proceeds*
Minnesota State Patrol (Continued)									
Fleeing a Peace Officer	04/23/2024	Vehicle	2014 Lexus IS 250	Returned to Owner	Judicial Forfeiture	1,071	1,220	---	---
DUI-Related	09/16/2024	Vehicle	2015 Subaru Legacy	Salvage Yard	Administrative Forfeiture	1,075	2,134	---	---
Controlled Substance	06/21/2024	Motorcycle	2002 Honda CBR900RR	Property Sold	Administrative Forfeiture	1,075	1,451	---	---
Controlled Substance	04/23/2024	Vehicle	2017 Chevrolet Cruze Limited	Returned to Owner	Agreement	1,088	1,088	---	---
Fleeing a Peace Officer	09/06/2024	Motorcycle	2001 Suzuki Hayabusa GSX1300R	Returned to Owner	Agreement	1,099	1,099	---	---
DUI-Related	04/04/2024	Vehicle	2018 Hyundai Sonata	Returned to Owner	Agreement	1,102	1,363	---	---
Fleeing a Peace Officer	03/26/2024	Vehicle	2010 Audi Q7	Returned to Owner	Judicial Forfeiture	1,108	1,372	---	---
DUI-Related	04/23/2024	Vehicle	2008 Buick Lucerne	Returned to Lienholder	Administrative Forfeiture	1,119	1,119	---	---
DUI-Related	04/17/2024	Vehicle	2017 Chevrolet Traverse FWD	Returned to Owner	Agreement	1,123	1,131	---	---
DUI-Related	09/16/2024	Vehicle	2014 Chrysler Town and Country	Property Sold	Administrative Forfeiture	1,125	1,766	---	---
DUI-Related	07/15/2024	Vehicle	2012 Chrysler 200	Property Sold	Administrative Forfeiture	1,125	1,261	---	---
DUI-Related	09/16/2024	Vehicle	2007 Pontiac G6	Returned to Owner	Administrative Forfeiture	1,134	1,134	---	---
DUI-Related	05/10/2024	Vehicle	2017 Ford Fusion S AWD	Returned to Lienholder	Administrative Forfeiture	1,139	1,186	---	---
Fleeing a Peace Officer	04/23/2024	Vehicle	2013 Ford F150	Returned to Lienholder	Judicial Forfeiture	1,141	1,141	---	---
Fleeing a Peace Officer	05/10/2024	Vehicle	2020 Hyundai PALISADE GDI AWD	Returned to Owner	Agreement	1,143	1,475	---	---
Firearm Possession	05/03/2024	Vehicle	2006 Chevrolet Silverado	Returned to Owner	Judicial Forfeiture	1,149	1,362	---	---
DUI-Related	10/09/2024	Vehicle	2013 Cadillac Escalade AWD FFV	Returned to Owner	Administrative Forfeiture	1,151	1,151	---	---
Fleeing a Peace Officer	04/03/2024	Vehicle	2010 Volkswagen CC	Returned to Lienholder	Judicial Forfeiture	1,155	1,163	---	---
DUI-Related	04/17/2024	Vehicle	2016 Mazda CX-5 4WD	Returned to Lienholder	Agreement	1,159	1,159	---	---
Controlled Substance	04/23/2024	Vehicle	2009 Acura TL	Returned to Lienholder	Administrative Forfeiture	1,160	1,160	---	---
Controlled Substance	10/22/2024	Vehicle	2017 Ford Taurus	Returned to Owner	Judicial Forfeiture	1,162	1,176	---	---
Fleeing a Peace Officer	04/01/2024	Vehicle	2017 Ford Fusion	Returned to Lienholder	Judicial Forfeiture	1,165	1,165	---	---
Controlled Substance	04/23/2024	Vehicle	2016 Jeep Grand Cherokee 4WD	Returned to Owner	Agreement	1,168	1,176	---	---
DUI-Related	04/23/2024	Vehicle	2004 Mercedes-Benz CL500	Returned to Owner	Court Ordered Return	1,169	1,332	---	---
Fleeing a Peace Officer	04/23/2024	Vehicle	2018 Infiniti Q50a AWD	Returned to Lienholder	Judicial Forfeiture	1,175	1,175	---	---
Fleeing a Peace Officer	08/08/2024	Motorcycle	2006 Yamaha V Star 650	Returned to Owner	Judicial Forfeiture	1,179	1,179	---	---
DUI-Related	08/22/2024	Vehicle	2020 Ford Explorer	Returned to Lienholder	Administrative Forfeiture	1,186	1,186	---	---
DUI-Related	08/26/2024	Vehicle	2020 Audi Q8	Returned to Lienholder	Administrative Forfeiture	1,190	1,190	---	---
DUI-Related	08/08/2024	Vehicle	2015 Chevrolet Tahoe	Returned to Lienholder	Administrative Forfeiture	1,193	1,193	---	---
DUI-Related	10/22/2024	Vehicle	2018 Tesla MODEL 3, SEDAN	Returned to Lienholder	Administrative Forfeiture	1,197	1,197	---	---
Controlled Substance	09/27/2024	Vehicle	2019 Ford F150 XLT 4WD FFV	Returned to Owner	Administrative Forfeiture	1,209	1,219	---	---
DUI-Related	04/04/2024	Vehicle	2015 Kia Sorento FWD	Returned to Lienholder	Agreement	1,212	1,212	---	---
DUI-Related	04/23/2024	Vehicle	2006 Ford Taurus	Returned to Owner	Administrative Forfeiture	1,212	1,540	---	---
DUI-Related	07/09/2024	Vehicle	2012 Lexus ES 350	Returned to Lienholder	Administrative Forfeiture	1,226	1,357	---	---

*When expenses exceed the gross amount received, the net proceeds available for distribution are shown as zero.

Table 2A
Property Seized Subject to State Forfeiture - Final Disposition - 2024
Sorted by Agency and Net Proceeds

Entity and Crime	Disposition Date	Type of Property	Property Detail	Disposition of Property	Basis of Disposition	Gross Sales	Expenses Paid	Amount Returned	Net Proceeds*
Minnesota State Patrol (Continued)									
DUI-Related	04/23/2024	Vehicle	2018 BMW X2 XDRIVE28I AWD	Returned to Owner	Agreement	1,232	1,232	---	---
DUI-Related	06/20/2024	Vehicle	2017 Jeep Wrangler 4WD	Returned to Lienholder	Administrative Forfeiture	1,233	1,233	---	---
Riot	08/08/2024	Vehicle	2001 Chevrolet Suburban	Returned to Owner	Administrative Forfeiture	1,265	1,265	---	---
DUI-Related	04/23/2024	Vehicle	2008 BMW X5 4.6is	Property Sold	Administrative Forfeiture	1,275	1,992	---	---
DUI-Related	05/16/2024	Vehicle	2004 Chevrolet Silverado	Returned to Lienholder	Administrative Forfeiture	1,289	1,360	---	---
DUI-Related	04/23/2024	Vehicle	2007 GMC Yukon	Property Sold	Administrative Forfeiture	1,300	1,415	---	---
Fleeing a Peace Officer	05/10/2024	Vehicle	2008 Toyota Corolla	Returned to Owner	Judicial Forfeiture	1,301	1,301	---	---
Fleeing a Peace Officer	08/08/2024	Vehicle	2020 Cadillac CT5	Returned to Owner	Administrative Forfeiture	1,302	1,302	---	---
DUI-Related	09/27/2024	Vehicle	2022 Honda Civic	Returned to Lienholder	Administrative Forfeiture	1,306	1,306	---	---
DUI-Related	06/10/2024	Vehicle	2003 Ford Mustang	Property Abandoned	Administrative Forfeiture	1,325	1,376	---	---
DUI-Related	08/08/2024	Vehicle	2016 Cadillac Escalade 2WD FFV	Returned to Owner	Administrative Forfeiture	1,332	1,480	---	---
DUI-Related	04/17/2024	Vehicle	2007 Jeep Wrangler 4WD	Returned to Owner	Agreement	1,340	1,340	---	---
DUI-Related	04/23/2024	Vehicle	2016 Kia Soul	Returned to Lienholder	Administrative Forfeiture	1,365	2,068	---	---
DUI-Related	04/05/2024	Vehicle	2015 Nissan Altima	Returned to Lienholder	Administrative Forfeiture	1,366	2,345	---	---
Fleeing a Peace Officer	04/01/2024	Motorcycle	2009 Yamaha YZF R6	Property Sold	Judicial Forfeiture	1,375	1,799	---	---
DUI-Related	11/01/2024	Vehicle	2016 Chrysler 200 AWD	Returned to Lienholder	Administrative Forfeiture	1,380	1,380	---	---
DUI-Related	09/30/2024	Vehicle	2015 Jeep Cherokee 2WD	Returned to Owner	Administrative Forfeiture	1,394	1,394	---	---
Controlled Substance	04/19/2024	Vehicle	2015 Maserati Ghibli S RWD	Returned to Owner	Administrative Forfeiture	1,397	1,589	---	---
Fleeing a Peace Officer	04/04/2024	Motorcycle	2014 Kawasaki Ninja 650 EX650	Property Sold	Judicial Forfeiture	1,400	1,430	---	---
DUI-Related	08/26/2024	Vehicle	2011 Chevrolet Traverse AWD	Returned to Owner	Administrative Forfeiture	1,407	1,407	---	---
Controlled Substance	04/02/2024	Vehicle	2020 Dodge Durango	Returned to Owner	Administrative Forfeiture	1,410	1,626	---	---
DUI-Related	09/27/2024	Vehicle	2008 Audi A6	Returned to Owner	Administrative Forfeiture	1,419	2,034	---	---
DUI-Related	08/08/2024	Vehicle	2012 Scion xB	Returned to Owner	Judicial Forfeiture	1,420	1,420	---	---
DUI-Related	04/23/2024	Vehicle	2013 Land Rover LR2	Returned to Lienholder	Agreement	1,422	1,520	---	---
DUI-Related	08/08/2024	Vehicle	2019 Toyota RAV4	Returned to Lienholder	Administrative Forfeiture	1,424	1,424	---	---
DUI-Related	08/26/2024	Vehicle	2019 Nissan Altima	Returned to Lienholder	Administrative Forfeiture	1,432	1,432	---	---
DUI-Related	04/17/2024	Vehicle	2017 Nissan Rogue	Returned to Lienholder	Administrative Forfeiture	1,434	1,434	---	---
DUI-Related	10/18/2024	Bond/Security		Security/Bond Returned	Judicial Forfeiture	1,437	1,446	---	---
DUI-Related	04/11/2024	Vehicle	2010 GMC Sierra 15 Hybrid 4WD	Returned to Owner	Court Ordered Return	1,439	4,317	---	---
DUI-Related	08/08/2024	Vehicle	2017 Jeep Grand Cherokee 4WD	Returned to Lienholder	Administrative Forfeiture	1,440	1,440	---	---
DUI-Related	08/22/2024	Vehicle	2015 Audi Q5	Returned to Lienholder	Administrative Forfeiture	1,444	1,444	---	---
Fleeing a Peace Officer	09/06/2024	Vehicle	2015 Acura RDX	Returned to Lienholder	Agreement	1,471	1,471	---	---
DUI-Related	04/23/2024	Vehicle	2014 Toyota Camry	Returned to Lienholder	Administrative Forfeiture	1,480	1,620	---	---
Controlled Substance	05/17/2024	Cash		Returned to Owner	Administrative Forfeiture	1,480	376	1,480	---

*When expenses exceed the gross amount received, the net proceeds available for distribution are shown as zero.

Table 2A
Property Seized Subject to State Forfeiture - Final Disposition - 2024
Sorted by Agency and Net Proceeds

Entity and Crime	Disposition Date	Type of Property	Property Detail	Disposition of Property	Basis of Disposition	Gross Sales	Expenses Paid	Amount Returned	Net Proceeds*
Minnesota State Patrol (Continued)									
DUI-Related	09/16/2024	Vehicle	2016 Subaru Impreza	Returned to Owner	Agreement	1,492	1,342	150	---
Vehicular Operation	04/11/2024	Cash		Returned to Owner	Judicial Forfeiture	1,495	376	1,495	---
DUI-Related	04/05/2024	Vehicle	2010 Saab 9-3 Sport Sedan	Returned to Owner	Agreement	1,500	2,392	---	---
DUI-Related	04/23/2024	Vehicle	2014 Jeep Grand Cherokee 4WD	Returned to Lienholder	Administrative Forfeiture	1,540	1,950	---	---
Fleeing a Peace Officer	09/16/2024	Vehicle	2018 Hyundai KONA	Returned to Lienholder	Judicial Forfeiture	1,546	1,546	---	---
DUI-Related	04/18/2024	Vehicle	2011 Honda Pilot 4WD	Returned to Lienholder	Administrative Forfeiture	1,653	1,897	---	---
DUI-Related	04/23/2024	Vehicle	2013 Honda CR-V 4WD	Property Sold	Judicial Forfeiture	1,725	3,277	---	---
DUI-Related	09/16/2024	Vehicle	1998 Toyota 4Runner	Salvage Yard	Administrative Forfeiture	1,965	2,229	---	---
DUI-Related	06/21/2024	Vehicle	2016 Chevrolet Equinox	Returned to Lienholder	Administrative Forfeiture	2,037	2,037	---	---
Controlled Substance	05/14/2024	Cash		Returned to Owner	Administrative Forfeiture	2,232	---	2,232	---
DUI-Related	07/16/2024	Bond/Security		Security/Bond Returned	Administrative Forfeiture	2,947	205	2,742	---
DUI-Related	09/30/2024	Bond/Security		Security/Bond Returned	Administrative Forfeiture	4,329	764	3,707	---
DUI-Related	03/19/2024	Bond/Security		Security/Bond Returned	Administrative Forfeiture	5,066	461	4,605	---
DUI-Related	04/05/2024	Bond/Security		Security/Bond Returned	Administrative Forfeiture	7,047	869	6,238	---
DUI-Related	05/30/2024	Bond/Security		Security/Bond Returned	Administrative Forfeiture	8,236	485	7,751	---
DUI-Related	07/16/2024	Bond/Security		Security/Bond Returned	Administrative Forfeiture	8,911	---	8,911	---
DUI-Related	10/30/2024	Bond/Security		Security/Bond Returned	Administrative Forfeiture	9,931	662	9,278	---
Controlled Substance	04/11/2024	Cash		Returned to Owner	Administrative Forfeiture	10,000	---	10,000	---
DUI-Related	08/26/2024	Bond/Security		Security/Bond Returned	Administrative Forfeiture	14,722	588	14,152	---
Controlled Substance	03/26/2024	Cash		Returned to Owner	Court Ordered Return	19,000	355	19,000	---
DUI-Related	08/27/2024	Bond/Security		Security/Bond Returned	Agreement	23,535	221	23,314	---
Controlled Substance	08/06/2024	Vehicle	2001 Dodge Ram	Property Sold	Administrative Forfeiture	990	970	---	20
DUI-Related	08/22/2024	Vehicle	1994 Chevrolet Silverado	Salvage Yard	Administrative Forfeiture	226	205	---	21
Controlled Substance	03/27/2024	Vehicle	2005 Chrysler 300	Salvage Yard	Judicial Forfeiture	210	172	---	38
DUI-Related	07/02/2024	Vehicle	2005 Chrysler 300 AWD	Property Sold	Administrative Forfeiture	1,200	1,085	---	115
Controlled Substance	11/01/2024	Cash		Cash Forfeiture	Administrative Forfeiture	116	---	---	116
Fleeing a Peace Officer	04/03/2024	Cash		Property Abandoned	Judicial Forfeiture	121	---	---	121
DUI-Related	08/22/2024	Vehicle	2014 Toyota Camry	Salvage Yard	Administrative Forfeiture	1,675	1,527	---	148
Fleeing a Peace Officer	06/21/2024	Vehicle	2012 Volkswagen Jetta	Property Sold	Judicial Forfeiture	1,450	1,279	---	171
DUI-Related	10/22/2024	Vehicle	2010 Dodge Avenger	Property Sold	Administrative Forfeiture	1,525	1,217	---	308
DUI-Related	03/27/2024	Vehicle	2002 Jaguar S-Type 3.0 Litre	Property Sold	Administrative Forfeiture	1,260	947	---	313
Controlled Substance	08/08/2024	Cash		Cash Forfeiture	Administrative Forfeiture	657	332	---	325
DUI-Related	09/16/2024	Vehicle	2013 Chevrolet Impala	Property Sold	Administrative Forfeiture	1,825	1,438	---	387
Controlled Substance	10/31/2024	Cash		Cash Forfeiture	Administrative Forfeiture	780	377	---	403

*When expenses exceed the gross amount received, the net proceeds available for distribution are shown as zero.

Table 2A
Property Seized Subject to State Forfeiture - Final Disposition - 2024
Sorted by Agency and Net Proceeds

Entity and Crime	Disposition Date	Type of Property	Property Detail	Disposition of Property	Basis of Disposition	Gross Sales	Expenses Paid	Amount Returned	Net Proceeds*
Minnesota State Patrol (Continued)									
DUI-Related	09/06/2024	Vehicle	2003 Ford Expedition	Property Sold	Administrative Forfeiture	1,675	1,211	---	464
DUI-Related	09/16/2024	Vehicle	2011 Ford Fusion	Property Sold	Administrative Forfeiture	1,810	1,294	---	516
Controlled Substance	03/27/2024	Cash		Cash Forfeiture	Judicial Forfeiture	570	---	---	570
DUI-Related	04/11/2024	Bond/Security		Security/Bond Returned	Administrative Forfeiture	1,170	483	---	687
Controlled Substance	09/16/2024	Cash		Cash Forfeiture	Administrative Forfeiture	703	---	---	703
Controlled Substance	04/11/2024	Cash		Property Abandoned	Administrative Forfeiture	729	---	---	729
DUI-Related	06/06/2024	Vehicle	2011 Buick Regal	Property Sold	Judicial Forfeiture	1,805	1,002	---	803
Controlled Substance	04/23/2024	Cash		Property Forwarded	Administrative Forfeiture	820	---	---	820
Fleeing a Peace Officer	10/30/2024	Cash		Cash Forfeiture	Administrative Forfeiture	1,194	357	---	837
DUI-Related	01/04/2024	Vehicle	2019 Ford Ranger	Returned to Owner	Administrative Forfeiture	921	---	---	921
Controlled Substance	04/01/2024	Cash		Property Abandoned	Administrative Forfeiture	1,387	354	---	1,033
Controlled Substance	07/16/2024	Cash		Cash Forfeiture	Administrative Forfeiture	1,524	450	---	1,074
DUI-Related	10/22/2024	Vehicle	2008 Ford Taurus	Property Sold	Administrative Forfeiture	2,247	1,126	---	1,121
DUI-Related	04/17/2024	Vehicle	2007 Nissan Murano	Property Sold	Administrative Forfeiture	2,150	971	---	1,179
DUI-Related	10/15/2024	Vehicle	2010 Chevrolet Camaro	Property Sold	Administrative Forfeiture	2,850	1,662	---	1,188
Controlled Substance	06/06/2024	Cash		Cash Forfeiture	Administrative Forfeiture	1,201	---	---	1,201
DUI-Related	09/16/2024	Vehicle	2009 Toyota Camry	Returned to Owner	Agreement	2,506	1,206	---	1,300
DUI-Related	06/26/2024	Vehicle	2012 GMC Acadia AWD	Property Sold	Judicial Forfeiture	2,525	1,213	---	1,312
DUI-Related	10/15/2024	Vehicle	2008 Chrysler 300	Property Sold	Administrative Forfeiture	1,626	256	---	1,370
DUI-Related	04/11/2024	Motorcycle	2001 Harley-Davidson Heritage Softail	Property Sold	Administrative Forfeiture	2,875	1,498	---	1,377
DUI-Related	08/06/2024	Vehicle	2010 Chevrolet Impala	Property Sold	Administrative Forfeiture	2,500	1,005	---	1,495
DUI-Related	03/27/2024	Vehicle	2004 Lexus RX 330 AWD	Property Sold	Administrative Forfeiture	2,910	1,388	---	1,522
DUI-Related	04/01/2024	Vehicle	2014 Jeep Grand Cherokee 4WD	Property Sold	Administrative Forfeiture	5,400	3,841	---	1,559
Fleeing a Peace Officer	07/15/2024	Vehicle	2006 Ford Mustang	Property Sold	Judicial Forfeiture	2,975	1,390	---	1,585
Controlled Substance	04/02/2024	Cash		Cash Forfeiture	Administrative Forfeiture	1,676	---	---	1,676
Fleeing a Peace Officer	10/22/2024	Motorcycle	2006 Suzuki GSXR750	Returned to Lienholder	Administrative Forfeiture	3,299	1,299	---	2,000
Controlled Substance	03/05/2024	Cash		Cash Forfeiture	Administrative Forfeiture	2,030	---	---	2,030
Fleeing a Peace Officer	04/17/2024	Vehicle	2013 Ford Mustang	Property Sold	Judicial Forfeiture	3,250	1,125	---	2,125
Controlled Substance	04/04/2024	Cash		Cash Forfeiture	Administrative Forfeiture	3,500	636	572	2,292
DUI-Related	08/21/2024	Vehicle	2011 Ford ESCAPE XLT 2WD	Property Sold	Administrative Forfeiture	3,245	908	---	2,337
DUI-Related	09/06/2024	Motorcycle	1999 Harley-Davidson Fatboy	Property Sold	Administrative Forfeiture	3,525	1,096	---	2,429
Controlled Substance	10/09/2024	Cash		Cash Forfeiture	Administrative Forfeiture	2,460	---	---	2,460
DUI-Related	04/11/2024	Vehicle	2009 Honda Accord	Property Sold	Administrative Forfeiture	3,555	1,013	---	2,542
DUI-Related	10/24/2024	Vehicle	2006 Chevrolet Silverado	Property Sold	Administrative Forfeiture	4,000	1,445	---	2,555

*When expenses exceed the gross amount received, the net proceeds available for distribution are shown as zero.

Table 2A
Property Seized Subject to State Forfeiture - Final Disposition - 2024
Sorted by Agency and Net Proceeds

Entity and Crime	Disposition Date	Type of Property	Property Detail	Disposition of Property	Basis of Disposition	Gross Sales	Expenses Paid	Amount Returned	Net Proceeds*
Minnesota State Patrol (Continued)									
Controlled Substance	04/23/2024	Cash		Property Abandoned	Administrative Forfeiture	3,028	---	---	3,028
Controlled Substance	06/06/2024	Vehicle	2008 Cadillac CTS	Property Sold	Administrative Forfeiture	5,150	2,013	---	3,137
DUI-Related	06/21/2024	Vehicle	2012 Chrysler 300	Property Sold	Administrative Forfeiture	5,525	2,163	---	3,362
Controlled Substance	09/16/2024	Vehicle	2020 Ford Fusion	Property Sold	Administrative Forfeiture	5,250	1,833	---	3,417
DUI-Related	08/21/2024	Vehicle	2008 Jeep Liberty 4WD	Property Sold	Administrative Forfeiture	4,550	1,069	---	3,481
DUI-Related	06/05/2024	Bond/Security		Security/Bond Returned	Administrative Forfeiture	3,843	250	---	3,593
DUI-Related	06/28/2024	Vehicle	2000 Ford Ranger	Property Sold	Administrative Forfeiture	5,325	843	---	4,482
Controlled Substance	03/26/2024	Cash		Cash Forfeiture	Administrative Forfeiture	5,390	---	---	5,390
DUI-Related	06/07/2024	Vehicle	2006 Toyota Tacoma	Property Sold	Administrative Forfeiture	7,537	1,987	---	5,550
DUI-Related	10/18/2024	Vehicle	2017 Ford Fusion	Property Sold	Administrative Forfeiture	8,367	2,104	---	6,263
DUI-Related	04/17/2024	Vehicle	2015 Jeep Grand Cherokee 4WD	Property Sold	Administrative Forfeiture	11,175	2,218	---	8,957
DUI-Related	04/17/2024	Vehicle	2018 Nissan Rogue	Property Sold	Judicial Forfeiture	12,025	2,287	---	9,738
DUI-Related	06/26/2024	Vehicle	2015 Honda Accord	Property Sold	Judicial Forfeiture	14,450	2,188	---	12,262
DUI-Related	04/04/2024	Vehicle	2011 Chevrolet Silverado	Property Sold	Administrative Forfeiture	15,025	1,224	---	13,801
Agency Total						\$544,017	\$522,007	\$116,001	\$136,759
Minnetonka Police Department									
DUI-Related	05/30/2024	Vehicle	2006 Honda Ridgeline Truck 4WD	Property Sold	Judicial Forfeiture	---	---	---	---
DUI-Related	12/19/2024	Vehicle	2001 Ford F150	Returned per Agreement	Court Ordered Return	---	---	---	---
Fleeing a Peace Officer	09/24/2024	Vehicle	2024 Toyota Tundra	Returned to Owner	Agreement	---	---	---	---
Fleeing a Peace Officer	10/28/2024	Vehicle	2012 Toyota Highlander	Returned to Lienholder	Court Ordered Return	---	---	---	---
DUI-Related	09/13/2024	Vehicle	2010 Nissan Murano	Returned to Owner	Agreement	---	---	---	---
DUI-Related	11/21/2024	Vehicle	2007 Chevrolet Malibu	Returned to Owner	Judicial Forfeiture	---	---	---	---
Agency Total						\$---	\$---	\$---	\$---
Montgomery Police Department									
Controlled Substance	05/06/2024	Vehicle	2002 Ford Escape	Property Sold	Administrative Forfeiture	901	63	---	838
Fleeing a Peace Officer	04/24/2024	Vehicle	2006 Subaru B9 Tribeca AWD	Property Sold	Administrative Forfeiture	1,050	74	---	976
Fleeing a Peace Officer	04/19/2024	Motorcycle	2004 Yamaha Road Star S XV1700AS	Property Sold	Administrative Forfeiture	2,550	179	---	2,371
Agency Total						\$4,501	\$316	\$---	\$4,185

*When expenses exceed the gross amount received, the net proceeds available for distribution are shown as zero.

Table 2A
Property Seized Subject to State Forfeiture - Final Disposition - 2024
Sorted by Agency and Net Proceeds

Entity and Crime	Disposition Date	Type of Property	Property Detail	Disposition of Property	Basis of Disposition	Gross Sales	Expenses Paid	Amount Returned	Net Proceeds*
Moorhead Police Department									
Fleeing a Peace Officer	10/06/2024	Vehicle	1997 Dodge Ram	Property Sold	Judicial Forfeiture	325	134	---	191
DUI-Related	04/27/2024	Vehicle	2003 Chevrolet TrailBlazer	Property Sold	Administrative Forfeiture	400	178	---	222
Controlled Substance	04/27/2024	Vehicle	2003 Toyota Highlander	Property Sold	Administrative Forfeiture	475	179	---	296
Controlled Substance	12/27/2024	Cash		Cash Forfeiture	Administrative Forfeiture	1,057	---	687	370
Controlled Substance	02/20/2024	Vehicle	2004 GMC Yukon XL 1500	Property Sold	Administrative Forfeiture	600	174	---	426
Controlled Substance	02/21/2024	Cash		Cash Forfeiture	Administrative Forfeiture	581	---	---	581
Controlled Substance	04/26/2024	Cash		Cash Forfeiture	Administrative Forfeiture	585	---	---	585
Controlled Substance	02/21/2024	Cash		Cash Forfeiture	Administrative Forfeiture	1,700	1,105	---	595
Controlled Substance	04/27/2024	Vehicle	2007 Chevrolet Suburban	Property Sold	Administrative Forfeiture	900	233	---	667
Controlled Substance	02/21/2024	Cash		Cash Forfeiture	Administrative Forfeiture	725	---	---	725
Receiving Stolen Property	10/06/2024	Vehicle	2007 Chevrolet Silverado	Property Sold	Judicial Forfeiture	1,100	201	---	899
Controlled Substance	02/21/2024	Cash		Cash Forfeiture	Administrative Forfeiture	2,935	1,908	---	1,027
Controlled Substance	04/27/2024	Vehicle	2012 Hyundai Accent	Property Sold	Administrative Forfeiture	1,600	258	---	1,342
DUI-Related	04/27/2024	Vehicle	2000 Toyota Camry	Property Sold	Administrative Forfeiture	2,000	256	---	1,744
Controlled Substance	02/21/2024	Cash		Cash Forfeiture	Administrative Forfeiture	6,000	3,900	---	2,100
DUI-Related	10/06/2024	Vehicle	2012 Toyota RAV4	Property Sold	Administrative Forfeiture	2,700	313	---	2,387
Controlled Substance	05/29/2024	Cash		Cash Forfeiture	Administrative Forfeiture	10,364	6,737	---	3,627
Controlled Substance	04/16/2024	Cash		Cash Forfeiture	Administrative Forfeiture	11,638	7,565	---	4,073
Controlled Substance	08/15/2024	Cash		Cash Forfeiture	Administrative Forfeiture	38,246	---	24,860	13,386
Agency Total						\$83,931	\$23,141	\$25,547	\$35,243
Morrison County Sheriff's Office									
Controlled Substance	03/29/2024	Cash		Cash Forfeiture	Administrative Forfeiture	612	---	---	612
Agency Total						\$612	\$---	\$---	\$612

*When expenses exceed the gross amount received, the net proceeds available for distribution are shown as zero.

Table 2A
Property Seized Subject to State Forfeiture - Final Disposition - 2024
Sorted by Agency and Net Proceeds

Entity and Crime	Disposition Date	Type of Property	Property Detail	Disposition of Property	Basis of Disposition	Gross Sales	Expenses Paid	Amount Returned	Net Proceeds*
Mounds View Police Department									
Drive-by Shooting	03/01/2024	Vehicle	2019 Dodge Challenger	Returned to Owner	Court Ordered Return	---	---	---	---
DUI-Related	05/03/2024	Vehicle	2007 Nissan Pathfinder	Returned to Owner	Agreement	---	---	---	---
Controlled Substance	11/19/2024	Vehicle	2014 Hyundai Elantra	Returned to Owner	Agreement	---	---	---	---
Fleeing a Peace Officer	12/10/2024	Motorcycle	2024 BMW S1000R	Returned to Owner	Agreement	---	---	---	---
DUI-Related	06/28/2024	Vehicle	2002 Chevrolet Tahoe	Property Sold	Summary Forfeiture	360	370	---	---
DUI-Related	05/14/2024	Vehicle	1997 Ford Mustang	Property Sold	Summary Forfeiture	470	370	---	100
DUI-Related	06/24/2024	Vehicle	2008 Chevrolet Uplander FWD	Property Sold	Summary Forfeiture	490	370	---	120
DUI-Related	06/24/2024	Vehicle	2002 Chrysler Town and Country	Property Sold	Summary Forfeiture	506	370	---	136
DUI-Related	05/14/2024	Vehicle	1999 Jeep Wrangler 4WD	Property Sold	Summary Forfeiture	4,324	370	---	3,954
Agency Total						\$6,150	\$1,850	\$---	\$4,310
Mower County Sheriff's Office									
DUI-Related	09/30/2024	Vehicle	2005 Buick Lacrosse/Allure	Salvage Yard	Administrative Forfeiture	275	275	---	---
DUI-Related	10/02/2024	Vehicle	2005 Dodge Ram	Salvage Yard	Administrative Forfeiture	275	275	---	---
DUI-Related	09/25/2024	Vehicle	2008 Chevrolet Equinox	Salvage Yard	Administrative Forfeiture	275	242	---	33
Fleeing a Peace Officer	04/03/2024	Vehicle	2006 Chrysler Pacifica 2WD	Property Sold	Administrative Forfeiture	342	135	---	207
DUI-Related	03/18/2024	Vehicle	2000 Ford F350	Property Sold	Administrative Forfeiture	550	263	---	287
Agency Total						\$1,717	\$1,190	\$---	\$527
New Brighton Department of Public Safety									
Controlled Substance	09/04/2024	Cash		Cash Forfeiture	Administrative Forfeiture	225	---	---	225
DUI-Related	09/04/2024	Vehicle	2006 Toyota Scion	Property Sold	Administrative Forfeiture	826	575	---	251
Controlled Substance	08/26/2024	Cash		Cash Forfeiture	Administrative Forfeiture	398	---	---	398
Controlled Substance	08/26/2024	Cash		Cash Forfeiture	Administrative Forfeiture	710	---	---	710
Controlled Substance	08/27/2024	Cash		Cash Forfeiture	Administrative Forfeiture	1,060	---	---	1,060
DUI-Related	10/03/2024	Vehicle	2022 Dodge Avenger	Property Sold	Administrative Forfeiture	2,752	1,228	---	1,524
Agency Total						\$5,971	\$1,803	\$---	\$4,168

*When expenses exceed the gross amount received, the net proceeds available for distribution are shown as zero.

Table 2A
Property Seized Subject to State Forfeiture - Final Disposition - 2024
Sorted by Agency and Net Proceeds

Entity and Crime	Disposition Date	Type of Property	Property Detail	Disposition of Property	Basis of Disposition	Gross Sales	Expenses Paid	Amount Returned	Net Proceeds*
New Prague Police Department									
DUI-Related	07/15/2024	Vehicle	2003 Chevrolet Silverado	Property Sold	Judicial Forfeiture	100	117	---	---
DUI-Related	01/16/2024	Vehicle	2001 Hyundai Elantra	Property Sold	Administrative Forfeiture	150	114	---	36
DUI-Related	01/16/2024	Vehicle	1997 Plymouth Voyager	Property Sold	Administrative Forfeiture	150	114	---	36
DUI-Related	01/16/2024	Vehicle	2004 Mercury Sable	Property Sold	Administrative Forfeiture	150	114	---	36
DUI-Related	01/16/2024	Vehicle	2000 Volvo S70 AWD	Property Sold	Administrative Forfeiture	150	114	---	36
DUI-Related	01/16/2024	Vehicle	2003 Ford Taurus	Property Sold	Administrative Forfeiture	150	114	---	36
DUI-Related	07/15/2024	Vehicle	2005 Cadillac Seville	Property Sold	Administrative Forfeiture	200	119	---	81
Controlled Substance	09/03/2024	Vehicle	2005 Infiniti G35	Property Sold	Administrative Forfeiture	200	114	---	86
DUI-Related	04/15/2024	Vehicle	2003 Ford Windstar	Property Sold	Administrative Forfeiture	200	114	---	86
DUI-Related	04/15/2024	Vehicle	2007 Chevrolet Impala	Property Sold	Administrative Forfeiture	200	114	---	86
DUI-Related	04/15/2024	Vehicle	2000 Buick LeSabre	Property Sold	Administrative Forfeiture	200	114	---	86
DUI-Related	04/15/2024	Vehicle	2005 Saturn Ion	Property Sold	Administrative Forfeiture	200	114	---	86
DUI-Related	09/03/2024	Vehicle	2008 Pontiac G6	Property Sold	Administrative Forfeiture	200	114	---	86
DUI-Related	09/03/2024	Vehicle	2006 Jeep Grand Cherokee 4WD	Property Sold	Administrative Forfeiture	200	114	---	86
DUI-Related	09/03/2024	Vehicle	2003 Mercury Sable	Property Sold	Administrative Forfeiture	200	114	---	86
Controlled Substance	04/15/2024	Vehicle	1997 Chevrolet Cavalier	Property Sold	Administrative Forfeiture	200	114	---	86
Controlled Substance	04/15/2024	Vehicle	2002 Chevrolet Cavalier	Property Sold	Administrative Forfeiture	200	114	---	86
DUI-Related	09/03/2024	Vehicle	2006 Chevrolet Monte Carlo	Property Sold	Administrative Forfeiture	250	114	---	136
DUI-Related	03/18/2024	Vehicle	2005 GMC	Property Sold	Administrative Forfeiture	450	125	---	325
DUI-Related	07/15/2024	Vehicle	2010 Mercury Mariner	Property Sold	Administrative Forfeiture	700	132	---	568
DUI-Related	09/03/2024	Vehicle	2004 Ford F150	Property Sold	Administrative Forfeiture	850	135	---	715
Controlled Substance	02/05/2024	Vehicle	2014 Dodge Ram	Property Sold	Administrative Forfeiture	11,200	394	---	10,806
Agency Total						\$16,500	\$2,846	\$---	\$13,671
New Ulm Police Department									
DUI-Related	10/31/2024	Vehicle	2013 Cadillac ATS	Returned to Owner	Court Ordered Return	---	---	---	---
Agency Total						\$---	\$---	\$---	\$---
Nisswa Police Department									
Fleeing a Peace Officer	08/10/2024	Vehicle	2007 Chevrolet Tahoe LT Sport Utility 4D	Returned to Owner	Court Ordered Return	---	---	---	---
Fleeing a Peace Officer	09/17/2024	Vehicle	2019 Dodge Journey	Returned to Lienholder	Court Ordered Return	617	617	---	---
DUI-Related	12/17/2024	Vehicle	2001 Ford F-350 SD	Property Sold	Administrative Forfeiture	1,650	202	---	1,448
Agency Total						\$2,267	\$819	\$---	\$1,448

*When expenses exceed the gross amount received, the net proceeds available for distribution are shown as zero.

Table 2A
Property Seized Subject to State Forfeiture - Final Disposition - 2024
Sorted by Agency and Net Proceeds

Entity and Crime	Disposition Date	Type of Property	Property Detail	Disposition of Property	Basis of Disposition	Gross Sales	Expenses Paid	Amount Returned	Net Proceeds*
Nobles County Sheriff's Office									
DUI-Related	01/31/2024	Vehicle	2021 Lincoln Continental	Returned to Owner	Administrative Forfeiture	283	283	---	---
Agency Total						\$283	\$283	\$---	\$---
North Mankato Police Department									
Firearm Possession	07/01/2024	Firearm	Sig Sauer - 9 Millimeter - Pistol	Property Destroyed	Judicial Forfeiture	---	---	---	---
DUI-Related	09/10/2024	Vehicle	2012 Mitsubishi Eclipse	Returned per Agreement	Court Ordered Return	730	730	---	---
Agency Total						\$730	\$730	\$---	\$---
Oakdale Police Department									
DUI-Related	07/09/2024	Vehicle	2015 Volkswagen Touareg	Returned to Owner	Agreement	---	---	---	---
Controlled Substance	01/12/2024	Cash		Returned to Owner	Agreement	533	---	533	---
Agency Total						\$533	\$---	\$533	\$---
Olivia Police Department									
Controlled Substance	07/03/2024	Vehicle	2007 Ford Edge	Property Sold	Administrative Forfeiture	300	8,579	---	---
Agency Total						\$300	\$8,579	\$---	\$---
Olmsted County Sheriff's Office									
DUI-Related	12/03/2024	Vehicle	2000 GMC Yukon K10	Salvage Yard	Administrative Forfeiture	---	202	---	---
DUI-Related	11/06/2024	Vehicle	2008 Volkswagen Rabbit	Returned to Owner	Administrative Forfeiture	660	610	---	50
DUI-Related	12/31/2024	Vehicle	2013 Ford F150	Returned to Lienholder	Administrative Forfeiture	250	125	---	125
Fleeing a Peace Officer	08/14/2024	Vehicle	2016 Chevrolet Silverado	Returned to Lienholder	Administrative Forfeiture	250	125	---	125
DUI-Related	10/08/2024	Vehicle	1997 Chevrolet Express	Property Sold	Administrative Forfeiture	500	202	---	298
DUI-Related	02/09/2024	Vehicle	2010 Chevrolet Impala	Returned to Owner	Administrative Forfeiture	525	125	---	400
DUI-Related	12/31/2024	Vehicle	2015 Chevrolet Tahoe	Returned to Owner	Administrative Forfeiture	575	125	---	450
DUI-Related	02/05/2024	Vehicle	2017 Jeep Cherokee 4WD	Returned to Owner	Administrative Forfeiture	725	175	---	550
DUI-Related	11/13/2024	Vehicle	2002 Chevrolet S10 Pickup 2WD	Property Sold	Administrative Forfeiture	1,251	152	---	1,099
DUI-Related	10/05/2024	Vehicle	2014 Chevrolet Captiva	Property Sold	Administrative Forfeiture	1,695	152	---	1,543
Fleeing a Peace Officer	10/08/2024	Vehicle	2005 Chevrolet Silverado	Property Sold	Administrative Forfeiture	2,851	227	---	2,624
DUI-Related	02/09/2024	Vehicle	2010 Infiniti G37	Property Sold	Administrative Forfeiture	3,100	201	---	2,899
Fleeing a Peace Officer	11/11/2024	Vehicle	1994 Chevrolet Camaro	Property Sold	Administrative Forfeiture	3,270	152	---	3,118
DUI-Related	02/09/2024	Vehicle	1999 Dodge Ram	Property Sold	Administrative Forfeiture	3,950	151	---	3,799
Agency Total						\$19,602	\$2,724	\$---	\$17,080

*When expenses exceed the gross amount received, the net proceeds available for distribution are shown as zero.

Table 2A
Property Seized Subject to State Forfeiture - Final Disposition - 2024
Sorted by Agency and Net Proceeds

Entity and Crime	Disposition Date	Type of Property	Property Detail	Disposition of Property	Basis of Disposition	Gross Sales	Expenses Paid	Amount Returned	Net Proceeds*
Onamia Police Department									
DUI-Related	04/02/2024	Vehicle	2007 Ford Focus	Property Sold	Administrative Forfeiture	500	337	---	163
DUI-Related	04/02/2024	Vehicle	2015 Nissan Altima	Property Sold	Administrative Forfeiture	5,027	337	---	4,690
Agency Total						\$5,527	\$674	\$---	\$4,853
Osakis Police Department									
DUI-Related	12/11/2024	Vehicle	2001 Chevrolet Cavalier	Property Sold	Administrative Forfeiture	500	350	---	150
Agency Total						\$500	\$350	\$---	\$150
Osseo Police Department									
DUI-Related	04/01/2024	Vehicle	2004 Volkswagen Tiguan	Property Sold	Administrative Forfeiture	369	---	---	369
DUI-Related	04/01/2024	Vehicle	2013 BMW X5	Property Sold	Administrative Forfeiture	3,525	---	---	3,525
Agency Total						\$3,894	\$---	\$---	\$3,894
Otter Tail County Sheriff's Office									
Fleeing a Peace Officer	10/04/2024	Vehicle	1993 Buick LeSabre	Property Retained	Administrative Forfeiture	---	307	---	---
Controlled Substance	03/24/2024	Vehicle	2003 Lincoln Navigator 4WD	Salvage Yard	Administrative Forfeiture	200	216	---	---
Agency Total						\$200	\$523	\$---	\$---

*When expenses exceed the gross amount received, the net proceeds available for distribution are shown as zero.

Table 2A
Property Seized Subject to State Forfeiture - Final Disposition - 2024
Sorted by Agency and Net Proceeds

Entity and Crime	Disposition Date	Type of Property	Property Detail	Disposition of Property	Basis of Disposition	Gross Sales	Expenses Paid	Amount Returned	Net Proceeds*
Owatonna Police Department									
DUI-Related	06/01/2024	Vehicle	2012 Chevrolet Equinox	Returned to Owner	Administrative Forfeiture	---	---	---	---
Fleeing a Peace Officer	05/22/2024	Vehicle	2009 Hyundai Santa Fe 4WD	Returned to Owner	Agreement	150	150	---	---
Burglary	08/29/2024	Vehicle	2020 Chevrolet Silverado	Returned to Owner	Agreement	209	209	---	---
DUI-Related	12/02/2024	Vehicle	2008 Pontiac G6	Property Abandoned	Court Ordered Return	250	869	---	---
Controlled Substance	12/02/2024	Vehicle	1999 Lexus ES 300	Property Abandoned	Court Ordered Return	275	1,123	---	---
DUI-Related	12/02/2024	Vehicle	2012 Dodge Grand Caravan	Property Destroyed	Administrative Forfeiture	300	434	---	---
DUI-Related	12/02/2024	Vehicle	2003 Saturn Vue FWD	Salvage Yard	Administrative Forfeiture	300	903	---	---
Controlled Substance	04/23/2024	Vehicle	2006 Pontiac G6	Salvage Yard	Administrative Forfeiture	300	939	---	---
DUI-Related	12/02/2024	Vehicle	2002 Ford Ranger	Salvage Yard	Administrative Forfeiture	325	378	---	---
Fleeing a Peace Officer	12/27/2024	Vehicle	2021 Mercedes-Benz GLC300	Returned to Owner	Agreement	374	374	---	---
DUI-Related	06/03/2024	Vehicle	2014 Ford Escape	Returned to Owner	Administrative Forfeiture	385	385	---	---
Controlled Substance	10/22/2024	Vehicle	2007 Honda Odyssey	Salvage Yard	Administrative Forfeiture	386	971	---	---
Controlled Substance	10/22/2024	Vehicle	2003 Chevrolet Blazer	Salvage Yard	Administrative Forfeiture	405	890	---	---
DUI-Related	10/22/2024	Vehicle	2002 Dodge Ram	Salvage Yard	Administrative Forfeiture	405	472	---	---
DUI-Related	06/03/2024	Vehicle	2010 Mercury Milan	Property Sold	Administrative Forfeiture	725	1,242	---	---
Fleeing a Peace Officer	04/23/2024	Vehicle	2005 Dodge Stratus	Salvage Yard	Administrative Forfeiture	300	226	---	74
DUI-Related	12/26/2024	Vehicle	2008 Ford Explorer	Property Sold	Administrative Forfeiture	1,055	828	---	227
3rd Degree Sexual Conduct	01/18/2024	Vehicle	2020 Chevrolet Colorado	Returned to Lienholder	Administrative Forfeiture	309	---	---	309
DUI-Related	05/31/2024	Vehicle	2008 Ford Edge	Property Sold	Administrative Forfeiture	930	359	---	571
DUI-Related	06/03/2024	Vehicle	2008 Ford Explorer	Property Sold	Administrative Forfeiture	1,860	947	---	913
Controlled Substance	12/26/2024	Vehicle	2013 Kia Rio	Property Sold	Administrative Forfeiture	2,232	1,083	---	1,149
DUI-Related	12/26/2024	Vehicle	2007 Dodge Ram	Property Sold	Administrative Forfeiture	1,883	714	---	1,169
DUI-Related	05/07/2024	Vehicle	2017 Chevrolet Silverado	Property Sold	Administrative Forfeiture	10,810	307	---	10,503
2nd Degree Assault	06/18/2024	Cash		Cash Forfeiture	Judicial Forfeiture	24,432	---	---	24,432
Agency Total						\$48,600	\$13,803	\$---	\$39,347
Park Rapids Police Department									
DUI-Related	11/18/2024	Vehicle	2004 Chevrolet TrailBlazer	Property Sold	Administrative Forfeiture	75	27	---	48
Damage to Property	11/19/2024	Vehicle	2004 Pontiac Grand Am	Property Sold	Judicial Forfeiture	231	25	---	206
DUI-Related	11/19/2024	Vehicle	2008 BMW 328d	Property Sold	Administrative Forfeiture	6,301	148	---	6,153
Agency Total						\$6,607	\$200	\$---	\$6,407
Parkers Prairie Police Department									
Fleeing a Peace Officer	02/07/2024	Motorcycle	1999 BMW R1100R	Property Retained	Administrative Forfeiture	---	---	---	---
Agency Total						\$---	\$---	\$---	\$---

*When expenses exceed the gross amount received, the net proceeds available for distribution are shown as zero.

Table 2A
Property Seized Subject to State Forfeiture - Final Disposition - 2024
Sorted by Agency and Net Proceeds

Entity and Crime	Disposition Date	Type of Property	Property Detail	Disposition of Property	Basis of Disposition	Gross Sales	Expenses Paid	Amount Returned	Net Proceeds*
Paul Bunyan Drug Task Force									
Controlled Substance	09/20/2024	Vehicle	2014 Chrysler Town and Country	Property Forwarded	Administrative Forfeiture	---	---	---	---
Controlled Substance	09/10/2024	Vehicle	2012 Honda	Returned to Owner	Agreement	---	---	---	---
Controlled Substance	06/27/2024	Vehicle	2003 Cadillac DeVille	Property Forwarded	Administrative Forfeiture	---	---	---	---
Controlled Substance	03/28/2024	Firearm	EAA - 0.38 Caliber - Revolver	Property Forwarded	Administrative Forfeiture	---	---	---	---
Firearm Possession	06/21/2024	Firearm	Marlin - 0.22 Caliber - Rifle	Property Destroyed	Summary Forfeiture	---	---	---	---
Controlled Substance	04/14/2024	Firearm	Savage - 0.22 Caliber - Rifle	Returned to Owner	Agreement	---	---	---	---
Controlled Substance	04/14/2024	Firearm	Winchester - 0.22 Caliber - Rifle	Returned to Owner	Agreement	---	---	---	---
Controlled Substance	04/14/2024	Firearm	Savage - 20 Gauge - Shotgun	Returned to Owner	Agreement	---	---	---	---
Controlled Substance	04/14/2024	Firearm	Browning - 16 Gauge - Shotgun	Returned to Owner	Agreement	---	---	---	---
Controlled Substance	04/14/2024	Firearm	Remington Guns - 12 Gauge - Shotgun	Returned to Owner	Agreement	---	---	---	---
Controlled Substance	04/14/2024	Firearm	Remington Guns - 0.22 Caliber - Rifle	Returned to Owner	Agreement	---	---	---	---
Controlled Substance	09/25/2024	Other		Returned to Owner	Administrative Forfeiture	11	---	11	---
Controlled Substance	01/29/2024	Cash		Returned to Owner	Court Ordered Return	5,000	---	5,000	---
Controlled Substance	08/15/2024	Firearm	Marlin - 0.22 Caliber - Rifle	Property Sold	Administrative Forfeiture	50	---	---	50
Controlled Substance	08/15/2024	Firearm	Winchester - 12 Gauge - Shotgun	Property Sold	Summary Forfeiture	50	---	---	50
Controlled Substance	08/15/2024	Firearm	Masterpiece Arms - 9 Millimeter - Pistol	Property Sold	Administrative Forfeiture	50	---	---	50
Firearm Possession	08/15/2024	Firearm	Hatsan Arms - 12 Gauge - Shotgun	Property Sold	Summary Forfeiture	100	---	---	100
Firearm Possession	08/15/2024	Firearm	SCCY - 9 Millimeter - Pistol	Property Sold	Summary Forfeiture	100	---	---	100
Firearm Possession	08/15/2024	Firearm	SCCY - 9 Millimeter - Pistol	Property Sold	Summary Forfeiture	100	---	---	100
Controlled Substance	08/15/2024	Firearm	Phoenix Arms - 0.22 Caliber - Pistol	Property Sold	Administrative Forfeiture	100	---	---	100
Controlled Substance	08/15/2024	Firearm	Springfield - 9 Millimeter - Pistol	Property Sold	Administrative Forfeiture	150	---	---	150
Controlled Substance	08/27/2024	Vehicle	2007 Saab 9-7X AWD	Property Sold	Administrative Forfeiture	510	354	---	156
Firearm Possession	08/15/2024	Firearm	Ruger - 9 Millimeter - Pistol	Property Sold	Summary Forfeiture	200	---	---	200
Controlled Substance	08/15/2024	Firearm	Browning - 0.3 Caliber - Rifle	Property Sold	Administrative Forfeiture	350	---	---	350
Firearm Possession	08/15/2024	Firearm	Thompson Center Arms - 0.3 Caliber - Rifle	Property Sold	Summary Forfeiture	425	---	---	425
Controlled Substance	08/15/2024	Firearm	Benelli - 12 Gauge - Shotgun	Property Sold	Administrative Forfeiture	450	---	---	450
Controlled Substance	08/15/2024	Firearm	Browning - 12 Gauge - Shotgun	Property Sold	Administrative Forfeiture	525	---	---	525
Controlled Substance	05/16/2024	Cash		Cash Forfeiture	Administrative Forfeiture	649	---	---	649
Controlled Substance	02/05/2024	Cash		Cash Forfeiture	Administrative Forfeiture	696	---	---	696
Controlled Substance	01/08/2024	Cash		Cash Forfeiture	Administrative Forfeiture	812	---	---	812
Controlled Substance	01/12/2024	Cash		Cash Forfeiture	Administrative Forfeiture	945	---	---	945
Controlled Substance	01/12/2024	Cash		Cash Forfeiture	Administrative Forfeiture	947	---	---	947
Controlled Substance	04/18/2024	Cash		Cash Forfeiture	Administrative Forfeiture	1,000	---	---	1,000
Controlled Substance	05/16/2024	Cash		Cash Forfeiture	Administrative Forfeiture	1,006	---	---	1,006

*When expenses exceed the gross amount received, the net proceeds available for distribution are shown as zero.

Table 2A
Property Seized Subject to State Forfeiture - Final Disposition - 2024
Sorted by Agency and Net Proceeds

Entity and Crime	Disposition Date	Type of Property	Property Detail	Disposition of Property	Basis of Disposition	Gross Sales	Expenses Paid	Amount Returned	Net Proceeds*
Paul Bunyan Drug Task Force (Continued)									
Controlled Substance	01/12/2024	Cash		Cash Forfeiture	Administrative Forfeiture	1,111	---	---	1,111
Controlled Substance	03/29/2024	Cash		Cash Forfeiture	Administrative Forfeiture	1,455	---	---	1,455
Controlled Substance	02/05/2024	Cash		Cash Forfeiture	Administrative Forfeiture	1,534	---	---	1,534
Controlled Substance	05/14/2024	Cash		Cash Forfeiture	Administrative Forfeiture	1,791	---	---	1,791
Controlled Substance	02/05/2024	Cash		Cash Forfeiture	Administrative Forfeiture	1,983	---	---	1,983
Controlled Substance	03/29/2024	Cash		Cash Forfeiture	Administrative Forfeiture	2,015	---	---	2,015
Controlled Substance	05/28/2024	Cash		Cash Forfeiture	Administrative Forfeiture	2,750	---	---	2,750
Controlled Substance	01/12/2024	Cash		Cash Forfeiture	Administrative Forfeiture	3,204	---	---	3,204
Controlled Substance	02/05/2024	Cash		Cash Forfeiture	Administrative Forfeiture	3,661	---	---	3,661
Controlled Substance	02/05/2024	Cash		Cash Forfeiture	Administrative Forfeiture	3,869	---	---	3,869
Controlled Substance	10/22/2024	Cash		Cash Forfeiture	Administrative Forfeiture	4,456	---	---	4,456
Controlled Substance	05/28/2024	Cash		Cash Forfeiture	Administrative Forfeiture	4,970	---	---	4,970
Controlled Substance	05/03/2024	Cash		Cash Forfeiture	Administrative Forfeiture	5,064	---	---	5,064
Controlled Substance	09/09/2024	Cash		Cash Forfeiture	Administrative Forfeiture	6,310	---	---	6,310
Controlled Substance	05/08/2024	Cash		Cash Forfeiture	Administrative Forfeiture	7,345	---	---	7,345
Controlled Substance	03/29/2024	Cash		Cash Forfeiture	Administrative Forfeiture	7,400	---	---	7,400
Controlled Substance	04/18/2024	Cash		Cash Forfeiture	Administrative Forfeiture	8,347	---	---	8,347
Controlled Substance	06/07/2024	Cash		Cash Forfeiture	Administrative Forfeiture	22,936	---	---	22,936
Agency Total						\$104,427	\$354	\$5,011	\$99,062
Pine to Prairie Drug Task Force									
Controlled Substance	12/05/2024	Other		Property Sold	Administrative Forfeiture	5	---	---	5
Controlled Substance	12/05/2024	Other		Property Sold	Administrative Forfeiture	10	---	---	10
Controlled Substance	12/05/2024	Other		Property Sold	Administrative Forfeiture	10	---	---	10
Controlled Substance	12/05/2024	Firearm	Ruger - 0.22 Caliber - Rifle	Property Sold	Administrative Forfeiture	50	---	---	50
Controlled Substance	12/05/2024	Firearm	KSA LLC - 0.22 Caliber - Rifle	Property Sold	Administrative Forfeiture	50	---	---	50
Controlled Substance	12/05/2024	Firearm	Wards Western Field - 12 Gauge - Shotgun	Property Sold	Administrative Forfeiture	50	---	---	50
Controlled Substance	12/05/2024	Firearm	Marlin - 0.22 Caliber - Rifle	Property Sold	Administrative Forfeiture	50	---	---	50
Controlled Substance	12/05/2024	Firearm	Savage - 12 Gauge - Shotgun	Property Sold	Administrative Forfeiture	50	---	---	50
Controlled Substance	12/05/2024	Firearm	CVA Dikar - 0.22 Caliber - Rifle	Property Sold	Administrative Forfeiture	50	---	---	50
Controlled Substance	12/05/2024	Firearm	SCCY Industries - 9 Millimeter - Pistol	Property Sold	Administrative Forfeiture	75	---	---	75
Controlled Substance	12/05/2024	Firearm	Marlin - 0.17 Caliber - Rifle	Property Sold	Administrative Forfeiture	75	---	---	75
Controlled Substance	12/05/2024	Firearm	Ruger - 0.22 Caliber - Rifle	Property Sold	Administrative Forfeiture	100	---	---	100
Controlled Substance	12/05/2024	Firearm	Henry Repeating Arms - 0.22 Caliber - Rifle	Property Sold	Administrative Forfeiture	100	---	---	100

*When expenses exceed the gross amount received, the net proceeds available for distribution are shown as zero.

Table 2A
Property Seized Subject to State Forfeiture - Final Disposition - 2024
Sorted by Agency and Net Proceeds

Entity and Crime	Disposition Date	Type of Property	Property Detail	Disposition of Property	Basis of Disposition	Gross Sales	Expenses Paid	Amount Returned	Net Proceeds*
Pine to Prairie Drug Task Force (Continued)									
Controlled Substance	12/05/2024	Firearm	Taurus - 0.36 Caliber - Revolver	Property Sold	Administrative Forfeiture	150	---	---	150
Controlled Substance	12/05/2024	Firearm	Savage - 7 Millimeter - Rifle	Property Sold	Administrative Forfeiture	175	---	---	175
Controlled Substance	12/05/2024	Firearm	Armsan - 12 Gauge - Shotgun	Property Sold	Administrative Forfeiture	175	---	---	175
Controlled Substance	12/05/2024	Firearm	Glock - 9 Millimeter - Pistol	Property Sold	Administrative Forfeiture	225	---	---	225
Controlled Substance	12/05/2024	Firearm	Browning - 0.3 Caliber - Rifle	Property Sold	Administrative Forfeiture	250	---	---	250
Controlled Substance	12/05/2024	Firearm	Glock - 9 Millimeter - Pistol	Property Sold	Administrative Forfeiture	300	---	---	300
Controlled Substance	12/05/2024	Firearm	Smith and Wesson - 6 Millimeter - Pistol	Property Sold	Administrative Forfeiture	300	---	---	300
Controlled Substance	12/05/2024	Firearm	Ceska Zbrojovka - 9 Millimeter - Pistol	Property Sold	Administrative Forfeiture	300	---	---	300
Controlled Substance	11/26/2024	Cash		Cash Forfeiture	Administrative Forfeiture	301	---	---	301
Controlled Substance	12/05/2024	Firearm	Kimber - 9 Millimeter - Pistol	Property Sold	Administrative Forfeiture	350	---	---	350
Controlled Substance	11/26/2024	Cash		Cash Forfeiture	Administrative Forfeiture	363	---	---	363
Controlled Substance	04/19/2024	Cash		Cash Forfeiture	Administrative Forfeiture	378	---	---	378
Controlled Substance	12/05/2024	Firearm	Glock - 9 Millimeter - Pistol	Property Retained	Administrative Forfeiture	400	---	---	400
Controlled Substance	05/06/2024	Cash		Cash Forfeiture	Administrative Forfeiture	402	---	---	402
Controlled Substance	09/22/2024	Vehicle	2005 Saturn Vue FWD	Property Sold	Administrative Forfeiture	1,125	672	---	453
Controlled Substance	11/26/2024	Cash		Cash Forfeiture	Administrative Forfeiture	482	---	---	482
Controlled Substance	11/26/2024	Cash		Cash Forfeiture	Administrative Forfeiture	511	---	---	511
Controlled Substance	11/26/2024	Cash		Cash Forfeiture	Administrative Forfeiture	521	---	---	521
Controlled Substance	09/22/2024	Vehicle	1995 Ford F150	Property Sold	Administrative Forfeiture	975	405	---	570
Controlled Substance	09/22/2024	Cash		Cash Forfeiture	Administrative Forfeiture	571	---	---	571
Controlled Substance	11/26/2024	Cash		Cash Forfeiture	Administrative Forfeiture	665	---	---	665
Controlled Substance	09/22/2024	Vehicle	1997 Chevrolet Silverado	Property Sold	Administrative Forfeiture	1,425	610	---	815
Controlled Substance	09/22/2024	Vehicle	2002 Pontiac Bonneville	Property Sold	Administrative Forfeiture	1,425	610	---	815
Controlled Substance	09/22/2024	Vehicle	2004 Ford F150	Property Sold	Administrative Forfeiture	1,350	518	---	832
Controlled Substance	11/26/2024	Cash		Cash Forfeiture	Administrative Forfeiture	839	---	---	839
Controlled Substance	11/26/2024	Cash		Cash Forfeiture	Administrative Forfeiture	1,319	---	---	1,319
Controlled Substance	11/26/2024	Cash		Cash Forfeiture	Administrative Forfeiture	1,525	---	---	1,525
Controlled Substance	11/26/2024	Cash		Cash Forfeiture	Administrative Forfeiture	1,526	---	---	1,526
Controlled Substance	09/22/2024	Vehicle	2011 Ford Edge	Property Sold	Administrative Forfeiture	4,400	2,147	---	2,253
Controlled Substance	11/26/2024	Cash		Cash Forfeiture	Administrative Forfeiture	2,400	---	---	2,400
Controlled Substance	11/26/2024	Cash		Cash Forfeiture	Administrative Forfeiture	2,615	---	---	2,615
Controlled Substance	11/26/2024	Cash		Cash Forfeiture	Administrative Forfeiture	2,971	---	---	2,971
Controlled Substance	11/26/2024	Cash		Cash Forfeiture	Administrative Forfeiture	3,080	---	---	3,080
Controlled Substance	09/22/2024	Vehicle	2007 Toyota Avalon	Property Sold	Administrative Forfeiture	5,000	1,612	---	3,388

*When expenses exceed the gross amount received, the net proceeds available for distribution are shown as zero.

Table 2A
Property Seized Subject to State Forfeiture - Final Disposition - 2024
Sorted by Agency and Net Proceeds

Entity and Crime	Disposition Date	Type of Property	Property Detail	Disposition of Property	Basis of Disposition	Gross Sales	Expenses Paid	Amount Returned	Net Proceeds*
Pine to Prairie Drug Task Force (Continued)									
Controlled Substance	11/26/2024	Cash		Cash Forfeiture	Administrative Forfeiture	3,978	---	---	3,978
Controlled Substance	11/26/2024	Cash		Cash Forfeiture	Administrative Forfeiture	3,978	---	---	3,978
Controlled Substance	03/11/2024	Cash		Cash Forfeiture	Administrative Forfeiture	6,000	---	---	6,000
Controlled Substance	11/26/2024	Cash		Cash Forfeiture	Administrative Forfeiture	7,660	---	---	7,660
Agency Total						\$61,085	\$6,574	\$---	\$54,511
Plainview Police Department									
DUI-Related	07/03/2024	Vehicle	2018 Chevrolet Malibu	Returned to Owner	Agreement	750	250	---	500
Agency Total						\$750	\$250	\$---	\$500
Plymouth Police Department									
DUI-Related	07/10/2024	Vehicle	2024 Dodge Ram	Returned per Agreement	Agreement	1,320	1,320	---	---
Vehicular Homicide	01/11/2024	Vehicle	2020 Lexus IS 300	Returned to Lienholder	Court Ordered Return	1,500	1,500	---	---
Controlled Substance	01/24/2024	Cash		Cash Forfeiture	Administrative Forfeiture	21,896	---	---	21,896
Agency Total						\$24,716	\$2,820	\$---	\$21,896
Polk County Sheriff's Office									
Check Forgery	02/19/2024	Clothing		Property Sold	Judicial Forfeiture	23	---	---	23
Check Forgery	08/07/2024	Coin Collection		Property Sold	Judicial Forfeiture	63	---	---	63
Check Forgery	01/16/2024	Other		Property Sold	Judicial Forfeiture	181	---	---	181
Fleeing a Peace Officer	12/10/2024	Vehicle	2001 GMC Sierra 1500	Salvage Yard	Administrative Forfeiture	425	215	---	210
Check Forgery	01/16/2024	Other		Property Sold	Judicial Forfeiture	790	---	---	790
DUI-Related	01/16/2024	Vehicle	2012 Chevrolet Traverse AWD	Property Sold	Administrative Forfeiture	1,595	416	---	1,179
Check Forgery	01/16/2024	Cash		Cash Forfeiture	Judicial Forfeiture	1,875	---	---	1,875
DUI-Related	07/12/2024	Vehicle	2013 Ford F150	Property Sold	Administrative Forfeiture	20,103	791	---	19,312
DUI-Related	02/12/2024	Vehicle	2019 GMC Yukon	Property Sold	Administrative Forfeiture	41,513	885	---	40,628
Agency Total						\$66,568	\$2,307	\$---	\$64,261

*When expenses exceed the gross amount received, the net proceeds available for distribution are shown as zero.

Table 2A
Property Seized Subject to State Forfeiture - Final Disposition - 2024
Sorted by Agency and Net Proceeds

Entity and Crime	Disposition Date	Type of Property	Property Detail	Disposition of Property	Basis of Disposition	Gross Sales	Expenses Paid	Amount Returned	Net Proceeds*
Princeton Police Department									
Fleeing a Peace Officer	06/17/2024	Vehicle	1998 Volkswagen Jetta	Property Destroyed	Administrative Forfeiture	126	475	---	---
Fleeing a Peace Officer	08/22/2024	Vehicle	1999 Dodge Stratus	Property Destroyed	Judicial Forfeiture	132	315	---	---
Controlled Substance	06/18/2024	Vehicle	1998 BMW	Property Destroyed	Judicial Forfeiture	164	391	---	---
DUI-Related	10/04/2024	Vehicle	2007 Chevrolet Impala	Returned to Owner	Agreement	170	170	---	---
Controlled Substance	08/22/2024	Vehicle	2006 Dodge Caravan	Property Destroyed	Administrative Forfeiture	204	385	---	---
DUI-Related	10/04/2024	Vehicle	2007 Ford Focus	Returned per Agreement	Agreement	450	450	---	---
DUI-Related	11/11/2024	Vehicle	2018 Ford F150	Returned to Owner	Court Ordered Return	450	450	---	---
DUI-Related	01/18/2024	Vehicle	2001 Ford F250	Property Sold	Judicial Forfeiture	4,675	366	---	4,309
Agency Total						\$6,371	\$3,002	\$---	\$4,309
Prior Lake Police Department									
Financial Transaction Fraud	01/08/2024	Vehicle	2008 Toyota Sienna	Salvage Yard	Judicial Forfeiture	---	---	---	---
Controlled Substance	01/08/2024	Vehicle	2009 BMW X3	Salvage Yard	Administrative Forfeiture	---	---	---	---
Controlled Substance	01/08/2024	Vehicle	2006 Cadillac STS	Salvage Yard	Administrative Forfeiture	---	---	---	---
Controlled Substance	01/08/2024	Vehicle	1996 GMC Sierra 1500	Salvage Yard	Administrative Forfeiture	---	---	---	---
DUI-Related	01/08/2024	Vehicle	1995 Ford Windstar	Salvage Yard	Administrative Forfeiture	---	---	---	---
Firearm Possession	04/09/2024	Firearm	Glock - 0.45 Caliber - Pistol	Property Destroyed	Summary Forfeiture	---	---	---	---
DUI-Related	02/01/2024	Vehicle	2005 Ford F150	Returned to Owner	Agreement	250	---	---	250
DUI-Related	05/16/2024	Vehicle	2014 Dodge Ram	Returned per Agreement	Agreement	500	---	---	500
DUI-Related	01/25/2024	Vehicle	2017 Chrysler 300	Returned per Agreement	Agreement	500	---	---	500
DUI-Related	06/16/2024	Vehicle	2009 Jeep Wrangler 4WD	Returned per Agreement	Agreement	500	---	---	500
DUI-Related	06/16/2024	Vehicle	2015 Dodge Dart	Returned per Agreement	Agreement	500	---	---	500
DUI-Related	06/16/2024	Vehicle	2012 Ford F-350	Returned per Agreement	Agreement	500	---	---	500
Controlled Substance	10/03/2024	Vehicle	2014 Dodge Challenger	Returned to Owner	Agreement	500	---	---	500
DUI-Related	06/16/2024	Vehicle	2021 Volkswagen Jetta	Returned to Owner	Agreement	500	---	---	500
DUI-Related	06/16/2024	Vehicle	2019 Mitsubishi Eclipse	Returned to Owner	Agreement	500	---	---	500
DUI-Related	06/16/2024	Vehicle	2011 Kia Sportage 2WD	Returned to Owner	Agreement	500	---	---	500
DUI-Related	11/25/2024	Bond/Security		Security/Bond Returned	Agreement	500	---	---	500
Controlled Substance	01/24/2024	Cash		Cash Forfeiture	Administrative Forfeiture	713	---	---	713
Agency Total						\$5,963	\$---	\$---	\$5,963

*When expenses exceed the gross amount received, the net proceeds available for distribution are shown as zero.

Table 2A
Property Seized Subject to State Forfeiture - Final Disposition - 2024
Sorted by Agency and Net Proceeds

Entity and Crime	Disposition Date	Type of Property	Property Detail	Disposition of Property	Basis of Disposition	Gross Sales	Expenses Paid	Amount Returned	Net Proceeds*
Ramsey County Sheriff's Office									
DUI-Related	06/26/2024	Vehicle	2003 Toyota Camry	Property Destroyed	Administrative Forfeiture	---	---	---	---
DUI-Related	06/06/2024	Vehicle	2003 Dodge Caravan	Salvage Yard	Administrative Forfeiture	---	---	---	---
Fleeing a Peace Officer	10/13/2024	Vehicle	2012 Chrysler 300 M	Salvage Yard	Agreement	---	---	---	---
DUI-Related	09/11/2024	Vehicle	2001 Volkswagen Jetta	Property Destroyed	Administrative Forfeiture	---	---	---	---
Fleeing a Peace Officer	08/01/2024	Vehicle	2019 Ford F150	Returned to Owner	Agreement	---	---	---	---
Fleeing a Peace Officer	11/27/2024	Vehicle	2019 GMC Terrain AWD	Returned to Owner	Agreement	145	145	---	---
DUI-Related	12/15/2024	Vehicle	2008 Chevrolet Silverado	Returned to Owner	Agreement	165	165	---	---
Fleeing a Peace Officer	12/20/2024	Vehicle	2008 Chevrolet Impala	Returned to Owner	Agreement	165	165	---	---
Fleeing a Peace Officer	03/01/2024	Vehicle	2009 Dodge Challenger	Returned to Owner	Agreement	205	205	---	---
Fleeing a Peace Officer	11/06/2024	Vehicle	2010 Toyota Prius	Returned to Owner	Agreement	205	205	---	---
Fleeing a Peace Officer	02/25/2024	Vehicle	2012 Dodge Ram	Returned to Owner	Agreement	225	225	---	---
Fleeing a Peace Officer	04/17/2024	Vehicle	2019 Dodge Charger	Returned to Owner	Agreement	260	260	---	---
Fleeing a Peace Officer	04/30/2024	Vehicle	2020 Kia Soul Eco	Returned to Owner	Agreement	265	265	---	---
Fleeing a Peace Officer	03/01/2024	Vehicle	2004 Honda Pilot 2WD	Returned to Owner	Agreement	405	405	---	---
Fleeing a Peace Officer	09/06/2024	Vehicle	2011 Dodge Charger	Returned to Owner	Agreement	425	425	---	---
Fleeing a Peace Officer	01/18/2024	Vehicle	2010 Toyota Corolla	Returned to Owner	Agreement	445	445	---	---
Fleeing a Peace Officer	06/10/2024	Vehicle	2003 Chevrolet Monte Carlo	Property Abandoned	Agreement	475	475	---	---
DUI-Related	05/29/2024	Vehicle	2007 Saab 9-3 Aero Sedan AWD	Property Abandoned	Agreement	475	475	---	---
Fleeing a Peace Officer	05/03/2024	Vehicle	2004 Saturn Ion	Property Sold	Agreement	530	530	---	---
Fleeing a Peace Officer	11/13/2024	Vehicle	2013 BMW 330xi	Returned to Owner	Agreement	745	745	---	---
DUI-Related	04/19/2024	Vehicle	2012 Subaru Forester AWD	Returned per Agreement	Agreement	1,000	1,000	---	---
DUI-Related	11/26/2024	Vehicle	2013 General Motors	Returned per Agreement	Agreement	1,100	1,100	---	---
Fleeing a Peace Officer	05/03/2024	Vehicle	2006 Ram 1500 2WD	Property Sold	Agreement	1,126	1,126	---	---
DUI-Related	06/28/2024	Vehicle	2001 Chevrolet Silverado	Property Sold	Administrative Forfeiture	1,375	1,375	---	---
DUI-Related	07/03/2024	Vehicle	2012 Chevrolet Cruze	Property Sold	Administrative Forfeiture	1,955	1,955	---	---
Fleeing a Peace Officer	04/26/2024	Vehicle	2007 Cadillac Escalade 2WD	Property Sold	Agreement	2,000	2,000	---	---
DUI-Related	06/05/2024	Vehicle	2015 Dodge Charger	Returned to Lienholder	Administrative Forfeiture	4,600	4,600	---	---
Fleeing a Peace Officer	04/25/2024	Vehicle	2016 Dodge Charger	Property Sold	Agreement	5,000	5,000	---	---
DUI-Related	07/24/2024	Vehicle	2015 Mercedes-Benz S	Returned to Lienholder	Administrative Forfeiture	7,344	7,344	---	---
Fleeing a Peace Officer	07/03/2024	Vehicle	2020 Dodge Charger	Returned to Lienholder	Administrative Forfeiture	9,244	9,244	---	---
Agency Total						\$39,879	\$39,879	\$---	\$---

*When expenses exceed the gross amount received, the net proceeds available for distribution are shown as zero.

Table 2A
Property Seized Subject to State Forfeiture - Final Disposition - 2024
Sorted by Agency and Net Proceeds

Entity and Crime	Disposition Date	Type of Property	Property Detail	Disposition of Property	Basis of Disposition	Gross Sales	Expenses Paid	Amount Returned	Net Proceeds*
Ramsey County Violent Crime Enforcement Team									
Controlled Substance	01/24/2024	Vehicle	2019 Dodge Challenger	Returned to Lienholder	Administrative Forfeiture	---	7,144	---	---
Controlled Substance	02/01/2024	Vehicle	2017 GMC Unknown	Property Retained	Administrative Forfeiture	---	---	---	---
Controlled Substance	09/26/2024	Firearm	Ruger - 0.36 Caliber - Pistol	Property Destroyed	Administrative Forfeiture	---	---	---	---
Controlled Substance	09/26/2024	Firearm	Smith and Wesson - 9 Millimeter - Pistol	Property Destroyed	Administrative Forfeiture	---	---	---	---
Controlled Substance	09/26/2024	Firearm	Glock - 0.17 Caliber - Pistol	Property Destroyed	Administrative Forfeiture	---	---	---	---
Controlled Substance	02/26/2024	Firearm	Springfield - 9 Millimeter - Pistol	Property Destroyed	Administrative Forfeiture	---	---	---	---
Controlled Substance	09/26/2024	Firearm	Canik - 9 Millimeter - Pistol	Property Abandoned	Administrative Forfeiture	---	---	---	---
Controlled Substance	09/26/2024	Firearm	Taurus - 9 Millimeter - Pistol	Property Abandoned	Judicial Forfeiture	---	---	---	---
Controlled Substance	03/26/2024	Firearm	Beretta - 9 Millimeter - Pistol	Property Destroyed	Administrative Forfeiture	---	---	---	---
Controlled Substance	03/12/2024	Firearm	Pioneer Arms - 9 Millimeter - Rifle	Property Destroyed	Administrative Forfeiture	---	---	---	---
Controlled Substance	03/12/2024	Firearm	Glock - 9 Millimeter - Pistol	Property Destroyed	Administrative Forfeiture	---	---	---	---
Controlled Substance	01/22/2024	Firearm	Henry - 0.45 Caliber - Rifle	Property Destroyed	Administrative Forfeiture	---	---	---	---
Controlled Substance	02/01/2024	Firearm	Sig Sauer - 9 Millimeter - Pistol	Property Destroyed	Administrative Forfeiture	---	---	---	---
Controlled Substance	01/22/2024	Firearm	Glock - 0.4 Caliber - Pistol	Property Destroyed	Administrative Forfeiture	---	---	---	---
Controlled Substance	01/22/2024	Firearm	Glock - 0.45 Caliber - Pistol	Property Destroyed	Administrative Forfeiture	---	---	---	---
DUI-Related	05/02/2024	Vehicle	2004 Nissan Armada 2WD	Property Sold	Administrative Forfeiture	500	500	---	---
Controlled Substance	09/04/2024	Vehicle	2021 Ram Promaster City	Returned to Lienholder	Administrative Forfeiture	805	805	---	---
Controlled Substance	09/04/2024	Vehicle	2015 Dodge Durango	Returned to Lienholder	Administrative Forfeiture	1,945	1,945	---	---
DUI-Related	03/27/2024	Cash		Cash Forfeiture	Administrative Forfeiture	1,577	---	---	1,577
Controlled Substance	01/24/2024	Cash		Cash Forfeiture	Administrative Forfeiture	1,690	---	---	1,690
Controlled Substance	03/12/2024	Cash		Cash Forfeiture	Administrative Forfeiture	1,895	---	---	1,895
Controlled Substance	02/01/2024	Cash		Cash Forfeiture	Administrative Forfeiture	1,920	---	---	1,920
Controlled Substance	01/30/2024	Cash		Cash Forfeiture	Administrative Forfeiture	2,403	---	---	2,403
Controlled Substance	09/26/2024	Cash		Cash Forfeiture	Administrative Forfeiture	3,000	---	---	3,000
DUI-Related	05/02/2024	Vehicle	2007 GMC Yukon	Property Sold	Administrative Forfeiture	3,700	600	---	3,100
Controlled Substance	09/26/2024	Cash		Cash Forfeiture	Administrative Forfeiture	5,875	---	---	5,875
Controlled Substance	01/22/2024	Cash		Cash Forfeiture	Administrative Forfeiture	6,519	---	---	6,519
Controlled Substance	01/30/2024	Cash		Cash Forfeiture	Administrative Forfeiture	15,415	---	---	15,415
Controlled Substance	06/26/2024	Vehicle	2018 Chrysler Pacifica	Property Sold	Administrative Forfeiture	19,700	750	---	18,950
Controlled Substance	04/04/2024	Cash		Cash Forfeiture	Judicial Forfeiture	54,109	---	1,660	52,449
Controlled Substance	07/16/2024	Cash		Cash Forfeiture	Administrative Forfeiture	80,450	---	---	80,450
Agency Total						\$201,503	\$11,744	\$1,660	\$195,243

*When expenses exceed the gross amount received, the net proceeds available for distribution are shown as zero.

Table 2A
Property Seized Subject to State Forfeiture - Final Disposition - 2024
Sorted by Agency and Net Proceeds

Entity and Crime	Disposition Date	Type of Property	Property Detail	Disposition of Property	Basis of Disposition	Gross Sales	Expenses Paid	Amount Returned	Net Proceeds*
Ramsey Police Department									
DUI-Related	07/02/2024	Vehicle	2005 Chevrolet Venture FWD	Property Sold	Administrative Forfeiture	203	203	---	---
Fleeing a Peace Officer	07/10/2024	Vehicle	2009 Cadillac CTS	Property Sold	Judicial Forfeiture	290	565	---	---
Fleeing a Peace Officer	05/11/2024	Vehicle	2009 Land Rover	Property Sold	Administrative Forfeiture	290	565	---	---
DUI-Related	06/20/2024	Vehicle	2013 Chevrolet Sonic	Property Sold	Administrative Forfeiture	1,775	565	---	1,210
DUI-Related	06/19/2024	Vehicle	2005 Ford F150	Property Sold	Administrative Forfeiture	4,049	565	---	3,484
Fleeing a Peace Officer	10/15/2024	Motorcycle	2015 Harley-Davidson Street Glide	Property Sold	Judicial Forfeiture	8,200	591	---	7,609
Agency Total						\$14,807	\$3,054	\$---	\$12,303
Red Wing Police Department									
Controlled Substance	04/03/2024	Vehicle	2004 Chevrolet Suburban	Returned to Owner	Court Ordered Return	---	125	---	---
DUI-Related	07/16/2024	Vehicle	2022 Ford F250	Returned to Lienholder	Court Ordered Return	---	134	---	---
Agency Total						\$---	\$259	\$---	\$---
Redwood County Sheriff's Office									
DUI-Related	11/14/2024	ATV	2021 Polaris Ranger 1000	Returned to Owner	Agreement	---	---	---	---
Fleeing a Peace Officer	02/02/2024	Vehicle	2004 BMW 525i	Returned to Owner	Court Ordered Return	---	---	---	---
Controlled Substance	05/03/2024	Vehicle	2008 Pontiac Grand Prix	Returned to Owner	Administrative Forfeiture	---	---	---	---
Fleeing a Peace Officer	04/23/2024	Vehicle	2020 Nissan Altima	Returned to Owner	Court Ordered Return	---	---	---	---
Agency Total						\$---	\$---	\$---	\$---
Redwood Falls Police Department									
Controlled Substance	05/10/2024	Vehicle	2008 Pontiac Grand Prix	Returned to Owner	Court Ordered Return	---	570	---	---
Fleeing a Peace Officer	02/05/2024	Vehicle	2014 Chrysler 200	Property Retained	Judicial Forfeiture	---	529	---	---
Fleeing a Peace Officer	03/28/2024	Vehicle	2012 Nissan Altima	Returned to Owner	Court Ordered Return	---	550	---	---
Burglary	06/15/2024	Vehicle	2004 Pontiac Grand Am	Salvage Yard	Administrative Forfeiture	---	88	---	---
Agency Total						\$---	\$1,737	\$---	\$---

*When expenses exceed the gross amount received, the net proceeds available for distribution are shown as zero.

Table 2A
Property Seized Subject to State Forfeiture - Final Disposition - 2024
Sorted by Agency and Net Proceeds

Entity and Crime	Disposition Date	Type of Property	Property Detail	Disposition of Property	Basis of Disposition	Gross Sales	Expenses Paid	Amount Returned	Net Proceeds*
Renville County Sheriff's Office									
Controlled Substance	03/26/2024	Firearm	Rossi - 12 Gauge - Shotgun	Property Retained	Administrative Forfeiture	---	---	---	---
Controlled Substance	11/20/2024	Vehicle	2004 Ford F150	Property Sold	Administrative Forfeiture	594	2,986	---	---
DUI-Related	10/25/2024	Vehicle	2012 Chevrolet Silverado	Property Sold	Administrative Forfeiture	2,450	3,067	---	---
Firearm Possession	05/03/2024	Firearm	- 12 Gauge - Shotgun	Property Sold	Administrative Forfeiture	25	---	---	25
Controlled Substance	05/03/2024	Firearm	Amadeo Rossi - 0.5 Caliber - Unknown	Property Sold	Administrative Forfeiture	50	---	---	50
Controlled Substance	05/03/2024	Firearm	Springfield - 0.22 Caliber - Rifle	Property Sold	Administrative Forfeiture	50	---	---	50
Controlled Substance	05/03/2024	Firearm	Jennings - 9 Millimeter - Pistol	Property Sold	Administrative Forfeiture	50	---	---	50
Controlled Substance	05/03/2024	Firearm	Savage - 0.22 Caliber - Rifle	Property Sold	Administrative Forfeiture	100	---	---	100
Controlled Substance	05/08/2024	Firearm	Winchester - 12 Gauge - Shotgun	Property Sold	Administrative Forfeiture	100	---	---	100
Controlled Substance	05/03/2024	Firearm	Savage - 0.3 Caliber - Rifle	Property Sold	Administrative Forfeiture	100	---	---	100
Controlled Substance	05/03/2024	Firearm	Ruger - 0.22 Caliber - Carbine	Property Sold	Administrative Forfeiture	100	---	---	100
Controlled Substance	05/08/2024	Firearm	- 0.5 Caliber - Rifle	Property Sold	Administrative Forfeiture	100	---	---	100
Controlled Substance	05/08/2024	Firearm	Winchester - 12 Gauge - Shotgun	Property Sold	Administrative Forfeiture	150	---	---	150
Controlled Substance	05/03/2024	Firearm	Remington Guns - 0.22 Caliber - Rifle	Property Sold	Administrative Forfeiture	150	---	---	150
Controlled Substance	05/03/2024	Firearm	Savage - 0.3 Caliber - Rifle	Property Sold	Administrative Forfeiture	150	---	---	150
Firearm Possession	05/03/2024	Firearm	Mossberg - 0.22 Caliber - Rifle	Property Sold	Administrative Forfeiture	150	---	---	150
Controlled Substance	05/03/2024	Firearm	Marlin - 0.22 Caliber - Rifle	Property Sold	Administrative Forfeiture	150	---	---	150
Controlled Substance	05/03/2024	Firearm	Remington Guns - 12 Gauge - Shotgun	Property Sold	Administrative Forfeiture	200	---	---	200
Controlled Substance	05/03/2024	Firearm	Mossberg - 12 Gauge - Shotgun	Property Sold	Administrative Forfeiture	200	---	---	200
Controlled Substance	05/03/2024	Firearm	Remington Guns - 0.3 Caliber - Rifle	Property Sold	Administrative Forfeiture	200	---	---	200
Controlled Substance	05/08/2024	Firearm	- 20 Gauge - Shotgun	Property Sold	Administrative Forfeiture	200	---	---	200
Firearm Possession	05/03/2024	Firearm	- 4 Millimeter - Rifle	Property Sold	Administrative Forfeiture	250	---	---	250
Theft	05/03/2024	Firearm	Glock - 0.4 Caliber - Pistol	Property Sold	Administrative Forfeiture	300	---	---	300
Controlled Substance	05/03/2024	Firearm	Glock - 9 Millimeter - Pistol	Property Sold	Administrative Forfeiture	350	---	---	350
Fleeing a Peace Officer	11/10/2024	Vehicle	2001 BMW 330ci	Property Sold	Administrative Forfeiture	1,825	1,409	---	416
Agency Total						\$7,994	\$7,462	\$---	\$3,541
Rice County Sheriff's Office									
DUI-Related	01/30/2024	Vehicle	2005 Mercedes-Benz C220	Returned to Lienholder	Administrative Forfeiture	---	530	---	---
Fleeing a Peace Officer	09/18/2024	Vehicle	2008 BMW 535i	Returned to Owner	Administrative Forfeiture	---	202	---	---
DUI-Related	08/20/2024	Vehicle	2007 Chevrolet Silverado	Property Sold	Administrative Forfeiture	6,075	156	---	5,919
Agency Total						\$6,075	\$888	\$---	\$5,919

*When expenses exceed the gross amount received, the net proceeds available for distribution are shown as zero.

Table 2A
Property Seized Subject to State Forfeiture - Final Disposition - 2024
Sorted by Agency and Net Proceeds

Entity and Crime	Disposition Date	Type of Property	Property Detail	Disposition of Property	Basis of Disposition	Gross Sales	Expenses Paid	Amount Returned	Net Proceeds*
Richfield Police Department									
Controlled Substance	03/26/2024	Firearm	Akkar 220 - 0.22 Caliber - Shotgun	Property Destroyed	Administrative Forfeiture	---	---	---	---
Controlled Substance	03/22/2024	Firearm	Canik - 9 Millimeter - Pistol	Property Destroyed	Administrative Forfeiture	---	---	---	---
Firearm Possession	01/19/2024	Firearm	Glock - 9 Millimeter - Pistol	Property Destroyed	Agreement	---	---	---	---
Carrying a Rifle or Shotgun	04/12/2024	Firearm	Taurus - 0.38 Caliber - Pistol	Property Destroyed	Agreement	---	---	---	---
Firearm Possession	04/05/2024	Firearm	Smith and Wesson - 0.22 Caliber - Rifle	Property Destroyed	Administrative Forfeiture	---	---	---	---
Controlled Substance	02/01/2024	Firearm	Glock - 9 Millimeter - Pistol	Property Destroyed	Administrative Forfeiture	---	---	---	---
Controlled Substance	02/01/2024	Firearm	Glock - 9 Millimeter - Pistol	Property Destroyed	Administrative Forfeiture	---	---	---	---
Controlled Substance	02/01/2024	Firearm	Smith and Wesson - 0.22 Caliber - Rifle	Property Destroyed	Administrative Forfeiture	---	---	---	---
Controlled Substance	04/17/2024	Firearm	Glock - 0.17 Caliber - Pistol	Property Destroyed	Agreement	---	---	---	---
Controlled Substance	04/05/2024	Cash		Cash Forfeiture	Administrative Forfeiture	2,160	---	---	2,160
Controlled Substance	05/22/2024	Cash		Cash Forfeiture	Administrative Forfeiture	3,814	---	---	3,814
Prostitution	07/23/2024	Cash		Cash Forfeiture	Agreement	15,009	---	10,000	5,009
Agency Total						\$20,983	\$---	\$10,000	\$10,983
Robbinsdale Police Department									
DUI-Related	01/30/2024	Vehicle	2006 Chevrolet Malibu	Property Destroyed	Administrative Forfeiture	---	---	---	---
DUI-Related	10/18/2024	Vehicle	2005 Ford F150	Property Destroyed	Administrative Forfeiture	---	---	---	---
DUI-Related	10/18/2024	Vehicle	1999 Honda Accord	Property Destroyed	Administrative Forfeiture	---	---	---	---
DUI-Related	10/18/2024	Vehicle	2008 Chevrolet Impala	Property Destroyed	Administrative Forfeiture	---	---	---	---
DUI-Related	10/18/2024	Vehicle	2007 Nissan Altima	Property Destroyed	Administrative Forfeiture	---	---	---	---
DUI-Related	10/18/2024	Vehicle	1999 Toyota Celica	Returned to Owner	Agreement	---	---	---	---
DUI-Related	10/18/2024	Vehicle	2006 Jeep Grand Cherokee 4WD	Returned to Owner	Agreement	---	---	---	---
DUI-Related	10/18/2024	Vehicle	2001 GMC Sierra 1500	Property Destroyed	Administrative Forfeiture	---	---	---	---
DUI-Related	10/18/2024	Vehicle	2004 Nissan Murano	Property Destroyed	Administrative Forfeiture	---	---	---	---
Controlled Substance	05/22/2024	Vehicle	2001 Chevrolet Tahoe	Returned to Owner	Agreement	---	---	---	---
Fleeing a Peace Officer	10/26/2024	Motorcycle	2004 Suzuki Unknown	Returned to Owner	Agreement	---	---	---	---
Fleeing a Peace Officer	06/01/2024	Vehicle	2008 Pontiac G6	Returned to Owner	Agreement	500	500	---	---
DUI-Related	08/21/2024	Vehicle	2014 Honda Accord	Returned to Owner	Agreement	500	500	---	---
Fleeing a Peace Officer	03/14/2024	Vehicle	2017 Nissan Rogue	Returned to Owner	Agreement	500	500	---	---
DUI-Related	02/02/2024	Vehicle	2013 Dodge Dart	Returned per Agreement	Agreement	500	500	---	---
DUI-Related	01/01/2024	Vehicle	2013 Ram 1500 4WD	Returned to Owner	Administrative Forfeiture	500	500	---	---
Fleeing a Peace Officer	02/16/2024	Vehicle	2011 Dodge Avenger	Returned to Owner	Court Ordered Return	500	500	---	---
DUI-Related	01/01/2024	Vehicle	2010 Ford F250	Returned to Owner	Administrative Forfeiture	500	500	---	---
DUI-Related	01/01/2024	Vehicle	2008 Ford F150	Returned to Owner	Administrative Forfeiture	500	500	---	---

*When expenses exceed the gross amount received, the net proceeds available for distribution are shown as zero.

Table 2A
Property Seized Subject to State Forfeiture - Final Disposition - 2024
Sorted by Agency and Net Proceeds

Entity and Crime	Disposition Date	Type of Property	Property Detail	Disposition of Property	Basis of Disposition	Gross Sales	Expenses Paid	Amount Returned	Net Proceeds*
Robbinsdale Police Department (Continued)									
Fleeing a Peace Officer	04/25/2024	Vehicle	2009 Infiniti G37	Returned to Owner	Administrative Forfeiture	500	500	---	---
DUI-Related	02/02/2024	Vehicle	1992 Ford Crown Victoria	Returned to Owner	Agreement	500	500	---	---
DUI-Related	03/13/2024	Vehicle	2021 Buick Enclave AWD	Returned to Owner	Agreement	500	500	---	---
Fleeing a Peace Officer	04/05/2024	Vehicle	2014 BMW 335ci xDrive	Returned to Owner	Administrative Forfeiture	500	500	---	---
DUI-Related	12/31/2024	Vehicle	2010 Chevrolet Impala	Returned to Owner	Agreement	500	500	---	---
DUI-Related	06/01/2024	Vehicle	2015 BMW X5 sDrive35i	Returned to Owner	Agreement	500	500	---	---
DUI-Related	01/01/2024	Vehicle	2014 Ford Escape	Returned to Owner	Administrative Forfeiture	500	500	---	---
DUI-Related	10/18/2024	Vehicle	2002 Chevrolet Silverado	Returned to Owner	Administrative Forfeiture	500	500	---	---
DUI-Related	10/25/2024	Vehicle	2010 Ford F150	Returned to Owner	Agreement	500	500	---	---
DUI-Related	01/01/2024	Vehicle	1997 Jeep Wrangler 4WD	Returned to Owner	Agreement	500	500	---	---
DUI-Related	01/01/2024	Vehicle	2005 Toyota Avalon	Returned to Owner	Agreement	500	500	---	---
DUI-Related	01/01/2024	Vehicle	2014 Chevrolet Impala	Returned to Owner	Agreement	500	500	---	---
Fleeing a Peace Officer	07/10/2024	Vehicle	2013 Ford Fusion	Returned to Owner	Court Ordered Return	650	650	---	---
DUI-Related	01/01/2024	Vehicle	2010 Ford Edge	Returned to Lienholder	Administrative Forfeiture	1,300	1,300	---	---
DUI-Related	01/01/2024	Vehicle	2016 Ford Edge	Returned to Lienholder	Administrative Forfeiture	1,300	1,300	---	---
Controlled Substance	12/31/2024	Vehicle	2008 Lexus LS 400	Returned to Lienholder	Agreement	1,300	1,300	---	---
Agency Total						\$14,550	\$14,550	\$---	\$---
Rochester Police Department									
DUI-Related	01/29/2024	Vehicle	2008 Mazda 5	Property Sold	Administrative Forfeiture	675	127	---	548
DUI-Related	06/12/2024	Vehicle	2011 Honda Civic	Returned to Owner	Agreement	650	100	---	550
DUI-Related	09/13/2024	Vehicle	2015 Dodge Dart	Returned to Owner	Agreement	700	100	---	600
DUI-Related	06/27/2024	Vehicle	2016 Jeep Grand Cherokee	Returned to Owner	Agreement	725	100	---	625
DUI-Related	01/29/2024	Vehicle	2007 Volkswagen Passat	Property Sold	Administrative Forfeiture	1,530	144	---	1,386
Controlled Substance	03/08/2024	Cash		Cash Forfeiture	Administrative Forfeiture	1,611	---	---	1,611
Controlled Substance	01/22/2024	Cash		Cash Forfeiture	Administrative Forfeiture	3,200	---	---	3,200
DUI-Related	11/04/2024	Vehicle	2024 Kia Seltos	Returned to Owner	Agreement	5,600	100	---	5,500
Controlled Substance	06/17/2024	Vehicle	2005 Chevrolet Silverado	Property Sold	Administrative Forfeiture	9,770	110	---	9,660
Agency Total						\$24,461	\$781	\$---	\$23,680

*When expenses exceed the gross amount received, the net proceeds available for distribution are shown as zero.

Table 2A
Property Seized Subject to State Forfeiture - Final Disposition - 2024
Sorted by Agency and Net Proceeds

Entity and Crime	Disposition Date	Type of Property	Property Detail	Disposition of Property	Basis of Disposition	Gross Sales	Expenses Paid	Amount Returned	Net Proceeds*
Rogers Police Department									
Controlled Substance	03/05/2024	Cash		Returned to Owner	Court Ordered Return	1,210	---	1,210	---
DUI-Related	04/02/2024	Vehicle	2008 Ford Escape	Property Sold	Administrative Forfeiture	400	325	---	75
DUI-Related	03/27/2024	Vehicle	2007 Chevrolet Impala	Property Sold	Administrative Forfeiture	1,100	275	---	825
Controlled Substance	03/06/2024	Cash		Cash Forfeiture	Administrative Forfeiture	944	---	---	944
DUI-Related	06/26/2024	Vehicle	2019 Ram 3500	Returned to Owner	Agreement	2,000	---	---	2,000
Controlled Substance	04/24/2024	Cash		Cash Forfeiture	Administrative Forfeiture	3,440	---	---	3,440
DUI-Related	01/27/2024	Vehicle	2011 Dodge Charger	Property Sold	Administrative Forfeiture	4,300	310	---	3,990
Agency Total						\$13,394	\$910	\$1,210	\$11,274
Rosemount Police Department									
DUI-Related	01/01/2024	Vehicle	2003 GMC Yukon K1500	Property Sold	Administrative Forfeiture	607	413	---	194
DUI-Related	06/03/2024	Vehicle	2014 Ford Taurus	Property Sold	Administrative Forfeiture	650	374	---	276
DUI-Related	06/03/2024	Vehicle	2017 Subaru Outback AWD	Property Sold	Administrative Forfeiture	12,345	5,044	---	7,301
DUI-Related	06/03/2024	Vehicle	2021 Lincoln Aviator 4WD	Property Sold	Administrative Forfeiture	17,525	7,123	---	10,402
Agency Total						\$31,127	\$12,954	\$---	\$18,173

*When expenses exceed the gross amount received, the net proceeds available for distribution are shown as zero.

Table 2A
Property Seized Subject to State Forfeiture - Final Disposition - 2024
Sorted by Agency and Net Proceeds

Entity and Crime	Disposition Date	Type of Property	Property Detail	Disposition of Property	Basis of Disposition	Gross Sales	Expenses Paid	Amount Returned	Net Proceeds*
Roseville Police Department									
DUI-Related	06/11/2024	Vehicle	2017 Chevrolet Tahoe	Returned to Owner	Administrative Forfeiture	---	---	---	---
Prostitution	05/01/2024	Vehicle	2015 Audi A3	Returned to Owner	Judicial Forfeiture	---	---	---	---
Fleeing a Peace Officer	05/01/2024	Vehicle	2013 Cadillac ATS	Returned to Owner	Judicial Forfeiture	---	---	---	---
Controlled Substance	03/26/2024	Firearm	PDP - 9 Millimeter - Pistol	Property Destroyed	Administrative Forfeiture	---	---	---	---
Controlled Substance	03/26/2024	Firearm	CZ-USA - 9 Millimeter - Pistol	Property Destroyed	Administrative Forfeiture	---	---	---	---
Controlled Substance	03/26/2024	Firearm	CZ-USA - 9 Millimeter - Pistol	Property Destroyed	Administrative Forfeiture	---	---	---	---
Controlled Substance	03/26/2024	Firearm	Spikes Tactical AR Pistol - 6 Millimeter - Rifle	Property Destroyed	Administrative Forfeiture	---	---	---	---
Controlled Substance	03/26/2024	Firearm	FMP - 9 Millimeter - Pistol	Property Destroyed	Administrative Forfeiture	---	---	---	---
Controlled Substance	03/26/2024	Firearm	Stag - 6 Millimeter - Rifle	Property Destroyed	Administrative Forfeiture	---	---	---	---
Controlled Substance	03/26/2024	Firearm	P80 - 9 Millimeter - Pistol	Property Destroyed	Administrative Forfeiture	---	---	---	---
Controlled Substance	03/26/2024	Firearm	Smith and Wesson - 9 Millimeter - Pistol	Property Destroyed	Administrative Forfeiture	---	---	---	---
Controlled Substance	03/26/2024	Firearm	Springfield - 9 Millimeter - Pistol	Property Destroyed	Administrative Forfeiture	---	---	---	---
Controlled Substance	01/30/2024	Firearm	Sig Sauer - 9 Millimeter - Pistol	Property Destroyed	Administrative Forfeiture	---	---	---	---
Controlled Substance	09/25/2024	Firearm	Glock - 9 Millimeter - Pistol	Property Destroyed	Administrative Forfeiture	---	---	---	---
Controlled Substance	03/26/2024	Firearm	Smith and Wesson - 0.22 Caliber - Rifle	Property Destroyed	Administrative Forfeiture	---	---	---	---
Controlled Substance	03/26/2024	Firearm	SKS - 0.22 Caliber - Rifle	Property Destroyed	Administrative Forfeiture	---	---	---	---
Prostitution	01/01/2024	Cash		Returned to Owner	Judicial Forfeiture	832	---	832	---
Prostitution	09/27/2024	Cash		Returned to Owner	Judicial Forfeiture	9,086	---	9,086	---
Controlled Substance	03/26/2024	Cash		Returned to Owner	Administrative Forfeiture	9,734	---	9,734	---
Prostitution	03/27/2024	Cash		Returned to Owner	Judicial Forfeiture	41,761	---	41,761	---
Prostitution	03/27/2024	Cash		Returned to Owner	Judicial Forfeiture	131,067	---	131,067	---
Controlled Substance	01/30/2024	Cash		Cash Forfeiture	Administrative Forfeiture	1,700	---	---	1,700
Controlled Substance	09/25/2024	Cash		Cash Forfeiture	Administrative Forfeiture	2,045	---	---	2,045
Agency Total						\$196,225	\$---	\$192,480	\$3,745
Saint Cloud Police Department									
Controlled Substance	11/20/2024	Vehicle	1996 Ford Mustang	Returned to Owner	Agreement	---	300	---	---
DUI-Related	08/13/2024	Vehicle	2017 Honda Pilot 4WD	Returned to Lienholder	Agreement	---	---	---	---
Controlled Substance	05/30/2024	Vehicle	2002 Chevrolet TrailBlazer	Returned to Owner	Agreement	---	---	---	---
DUI-Related	05/21/2024	Vehicle	1999 Dodge Ram	Returned to Owner	Administrative Forfeiture	---	60	---	---
Controlled Substance	04/29/2024	Vehicle	2013 Volkswagen Passat	Returned to Owner	Administrative Forfeiture	---	119	---	---
Controlled Substance	07/11/2024	Firearm	Colt - 0.34 Caliber - Pistol	Property Destroyed	Administrative Forfeiture	---	---	---	---
Controlled Substance	07/11/2024	Firearm	Glock - 0.17 Caliber - Pistol	Property Destroyed	Administrative Forfeiture	---	---	---	---
Controlled Substance	07/11/2024	Firearm	Glock - 9 Millimeter - Pistol	Property Destroyed	Administrative Forfeiture	---	---	---	---

*When expenses exceed the gross amount received, the net proceeds available for distribution are shown as zero.

Table 2A
Property Seized Subject to State Forfeiture - Final Disposition - 2024
Sorted by Agency and Net Proceeds

Entity and Crime	Disposition Date	Type of Property	Property Detail	Disposition of Property	Basis of Disposition	Gross Sales	Expenses Paid	Amount Returned	Net Proceeds*
Saint Cloud Police Department (Continued)									
Controlled Substance	10/22/2024	Firearm	Smith and Wesson - 9 Millimeter - Pistol	Property Destroyed	Administrative Forfeiture	---	---	---	---
Prostitution	03/27/2024	Cash		Returned to Owner	Agreement	48	---	48	---
Fleeing a Peace Officer	01/31/2024	Vehicle	2013 Dodge Dart	Returned to Lienholder	Agreement	266	266	---	---
Prostitution	03/27/2024	Cash		Returned to Owner	Agreement	300	---	300	---
Controlled Substance	02/09/2024	Vehicle	2002 Chevrolet Monte Carlo	Property Abandoned	Agreement	350	350	---	---
Controlled Substance	10/16/2024	Cash		Returned to Owner	Agreement	437	---	437	---
DUI-Related	05/29/2024	Vehicle	2014 Dodge Ram	Returned per Agreement	Administrative Forfeiture	558	558	---	---
DUI-Related	03/20/2024	Vehicle	2015 Dodge Dart	Returned to Lienholder	Agreement	615	615	---	---
DUI-Related	01/17/2024	Motorcycle	2013 Harley-Davidson FLS	Returned to Lienholder	Agreement	865	865	---	---
DUI-Related	07/01/2024	Vehicle	2005 Chevrolet Malibu	Property Sold	Agreement	300	266	---	34
Fleeing a Peace Officer	07/01/2024	Other		Property Sold	Administrative Forfeiture	106	70	---	36
Controlled Substance	08/15/2024	Vehicle	2005 Ford Five Hundred	Salvage Yard	Agreement	350	266	---	84
Prostitution	10/25/2024	Cash		Cash Forfeiture	Agreement	100	---	---	100
Prostitution	11/06/2024	Cash		Cash Forfeiture	Agreement	100	---	---	100
Prostitution	07/03/2024	Cash		Cash Forfeiture	Agreement	100	---	---	100
Prostitution	02/05/2024	Cash		Cash Forfeiture	Agreement	116	---	---	116
Prostitution	11/26/2024	Cash		Cash Forfeiture	Agreement	150	---	---	150
Prostitution	07/15/2024	Cash		Cash Forfeiture	Agreement	150	---	---	150
DUI-Related	07/01/2024	Vehicle	2009 Nissan Altima	Property Sold	Administrative Forfeiture	300	140	---	160
DUI-Related	08/15/2024	Vehicle	2005 Dodge Dakota Pickup 2WD	Property Sold	Administrative Forfeiture	350	179	---	171
Prostitution	10/25/2024	Cash		Cash Forfeiture	Agreement	200	---	---	200
Prostitution	12/13/2024	Cash		Cash Forfeiture	Agreement	200	---	---	200
Prostitution	01/26/2024	Cash		Cash Forfeiture	Agreement	200	---	---	200
Prostitution	04/23/2024	Cash		Cash Forfeiture	Agreement	200	---	---	200
Fleeing a Peace Officer	02/12/2024	Vehicle	2008 Chevrolet Impala	Property Sold	Administrative Forfeiture	350	130	---	220
DUI-Related	07/01/2024	Vehicle	2012 Ford Fusion	Property Sold	Administrative Forfeiture	400	179	---	221
Prostitution	01/26/2024	Cash		Cash Forfeiture	Agreement	250	---	---	250
Controlled Substance	01/26/2024	Cash		Cash Forfeiture	Administrative Forfeiture	406	---	---	406
Controlled Substance	08/07/2024	Cash		Cash Forfeiture	Administrative Forfeiture	421	---	---	421
Controlled Substance	04/18/2024	Cash		Cash Forfeiture	Administrative Forfeiture	443	---	---	443
Controlled Substance	02/27/2024	Cash		Cash Forfeiture	Administrative Forfeiture	478	---	---	478
Controlled Substance	04/12/2024	Cash		Cash Forfeiture	Administrative Forfeiture	522	---	---	522
Controlled Substance	10/16/2024	Cash		Cash Forfeiture	Administrative Forfeiture	701	---	---	701
Controlled Substance	02/05/2024	Cash		Cash Forfeiture	Administrative Forfeiture	835	---	---	835

*When expenses exceed the gross amount received, the net proceeds available for distribution are shown as zero.

Table 2A
Property Seized Subject to State Forfeiture - Final Disposition - 2024
Sorted by Agency and Net Proceeds

Entity and Crime	Disposition Date	Type of Property	Property Detail	Disposition of Property	Basis of Disposition	Gross Sales	Expenses Paid	Amount Returned	Net Proceeds*
Saint Cloud Police Department (Continued)									
Controlled Substance	11/21/2024	Cash		Cash Forfeiture	Administrative Forfeiture	916	---	---	916
Controlled Substance	02/09/2024	Cash		Cash Forfeiture	Administrative Forfeiture	989	---	---	989
DUI-Related	05/13/2024	Vehicle	2000 Volkswagen Passat	Property Sold	Administrative Forfeiture	1,156	131	---	1,025
Controlled Substance	03/13/2024	Cash		Cash Forfeiture	Administrative Forfeiture	1,271	---	---	1,271
DUI-Related	05/13/2024	Vehicle	2007 Dodge Dakota Pickup 4WD	Property Sold	Administrative Forfeiture	2,084	117	---	1,967
Controlled Substance	02/27/2024	Cash		Cash Forfeiture	Administrative Forfeiture	2,041	---	---	2,041
Fleeing a Peace Officer	05/13/2024	Motorcycle	2007 Kawasaki ZX1000	Property Sold	Administrative Forfeiture	2,284	87	---	2,197
Controlled Substance	01/29/2024	Cash		Cash Forfeiture	Administrative Forfeiture	3,241	---	---	3,241
Controlled Substance	04/22/2024	Cash		Cash Forfeiture	Administrative Forfeiture	5,152	---	---	5,152
Agency Total						\$30,301	\$4,698	\$785	\$25,297
Saint Francis Police Department									
DUI-Related	08/09/2024	Vehicle	2016 Jeep Cherokee FWD	Returned per Agreement	Administrative Forfeiture	417	---	---	417
Agency Total						\$417	\$---	\$---	\$417
Saint Joseph Police Department									
Controlled Substance	05/29/2024	Vehicle	2004 Buick LeSabre	Returned to Owner	Agreement	44	44	---	---
Agency Total						\$44	\$44	\$---	\$---
Saint Louis County Sheriff's Office									
Fleeing a Peace Officer	09/17/2024	Vehicle	2013 BMW 535d	Returned to Lienholder	Judicial Forfeiture	---	---	---	---
DUI-Related	07/25/2024	Vehicle	2021 Chevrolet Silverado	Returned per Agreement	Administrative Forfeiture	---	---	---	---
DUI-Related	02/04/2024	Vehicle	2007 Chevrolet Silverado	Property Sold	Administrative Forfeiture	2,400	840	---	1,560
Agency Total						\$2,400	\$840	\$---	\$1,560
Saint Louis Park Police Department									
DUI-Related	02/12/2024	Vehicle	2014 Nissan Versa FE	Returned to Owner	Agreement	500	---	---	500
DUI-Related	09/20/2024	Vehicle	2012 Buick Enclave AWD	Property Sold	Administrative Forfeiture	2,250	540	---	1,710
Agency Total						\$2,750	\$540	\$---	\$2,210
Saint Paul Police Department									
Controlled Substance	02/01/2024	Vehicle	2015 Dodge Durango	Property Retained	Administrative Forfeiture	---	---	---	---
Controlled Substance	07/22/2024	Vehicle	2016 Nissan Altima	Property Retained	Administrative Forfeiture	---	---	---	---
Controlled Substance	04/23/2024	Firearm	Smith and Wesson - 0.4 Caliber - Pistol	Property Destroyed	Administrative Forfeiture	---	---	---	---
Controlled Substance	11/06/2024	Firearm	Glock - 9 Millimeter - Pistol	Property Destroyed	Administrative Forfeiture	---	---	---	---
DUI-Related	12/19/2024	Vehicle	2003 Saab 9-5 Sedan	Property Sold	Administrative Forfeiture	175	175	---	---

*When expenses exceed the gross amount received, the net proceeds available for distribution are shown as zero.

Table 2A
Property Seized Subject to State Forfeiture - Final Disposition - 2024
Sorted by Agency and Net Proceeds

Entity and Crime	Disposition Date	Type of Property	Property Detail	Disposition of Property	Basis of Disposition	Gross Sales	Expenses Paid	Amount Returned	Net Proceeds*
Saint Paul Police Department (Continued)									
Controlled Substance	02/05/2024	Vehicle	2017 BMW X3	Returned to Owner	Administrative Forfeiture	220	220	---	---
DUI-Related	07/08/2024	Vehicle	2017 Chevrolet Cruze	Returned to Owner	Court Ordered Return	225	225	---	---
Theft	03/09/2024	Vehicle	2016 Toyota RAV4	Returned to Owner	Administrative Forfeiture	238	238	---	---
DUI-Related	04/15/2024	Vehicle	2023 Audi SQ5	Returned to Owner	Administrative Forfeiture	240	240	---	---
Fleeing a Peace Officer	07/16/2024	Vehicle	2006 Jeep Grand Cherokee 2WD	Returned to Owner	Administrative Forfeiture	240	240	---	---
DUI-Related	12/19/2024	Vehicle	1999 Saab 9-3 Viggen	Property Sold	Administrative Forfeiture	250	250	---	---
Fleeing a Peace Officer	05/31/2024	Vehicle	2023 BMW 440	Returned to Owner	Administrative Forfeiture	268	268	---	---
DUI-Related	12/19/2024	Vehicle	2007 Dodge Dakota Pickup 2WD	Property Sold	Administrative Forfeiture	325	325	---	---
DUI-Related	12/19/2024	Vehicle	2000 Ford Explorer	Property Sold	Administrative Forfeiture	350	350	---	---
DUI-Related	12/19/2024	Vehicle	2011 Hyundai Sonata (Y-3)	Property Sold	Administrative Forfeiture	375	375	---	---
Fleeing a Peace Officer	10/29/2024	Vehicle	2017 Jeep Grand Cherokee 2WD	Returned to Owner	Administrative Forfeiture	405	405	---	---
Controlled Substance	04/22/2024	Vehicle	2021 Cadillac Escalade 4WD	Returned to Owner	Judicial Forfeiture	600	600	---	---
DUI-Related	05/17/2024	Vehicle	2011 Ford Edge	Returned to Owner	Court Ordered Return	600	600	---	---
Controlled Substance	09/05/2024	Cash		Returned to Owner	Administrative Forfeiture	651	---	651	---
Controlled Substance	02/01/2024	Cash		Returned to Owner	Administrative Forfeiture	1,515	---	1,515	---
Controlled Substance	04/23/2024	Cash		Returned to Owner	Administrative Forfeiture	2,470	---	2,470	---
Controlled Substance	02/05/2024	Cash		Returned to Owner	Administrative Forfeiture	4,037	---	4,037	---
Controlled Substance	03/28/2024	Cash		Returned to Owner	Judicial Forfeiture	7,665	---	7,665	---
Controlled Substance	04/11/2024	Cash		Returned to Owner	Administrative Forfeiture	9,079	---	9,079	---
Controlled Substance	01/17/2024	Cash		Cash Forfeiture	Administrative Forfeiture	386	---	---	386
Controlled Substance	05/02/2024	Vehicle	2005 Dodge Caravan	Property Sold	Administrative Forfeiture	1,000	600	---	400
Controlled Substance	01/22/2024	Cash		Cash Forfeiture	Administrative Forfeiture	555	---	---	555
Controlled Substance	01/17/2024	Cash		Cash Forfeiture	Administrative Forfeiture	695	---	---	695
Controlled Substance	01/17/2024	Cash		Cash Forfeiture	Administrative Forfeiture	728	---	---	728
Controlled Substance	01/08/2024	Cash		Cash Forfeiture	Administrative Forfeiture	874	---	---	874
Controlled Substance	01/23/2024	Cash		Cash Forfeiture	Administrative Forfeiture	893	---	---	893
Controlled Substance	07/16/2024	Cash		Cash Forfeiture	Administrative Forfeiture	1,010	---	---	1,010
Controlled Substance	01/23/2024	Cash		Cash Forfeiture	Administrative Forfeiture	1,149	---	---	1,149
Controlled Substance	01/17/2024	Cash		Cash Forfeiture	Administrative Forfeiture	1,166	---	---	1,166
Controlled Substance	05/02/2024	Vehicle	2008 Chevrolet Silverado	Property Sold	Administrative Forfeiture	1,900	600	---	1,300
Controlled Substance	01/16/2024	Cash		Cash Forfeiture	Administrative Forfeiture	1,329	---	---	1,329
Controlled Substance	01/17/2024	Cash		Cash Forfeiture	Administrative Forfeiture	1,355	---	---	1,355
Controlled Substance	09/26/2024	Cash		Cash Forfeiture	Administrative Forfeiture	1,415	---	---	1,415
Controlled Substance	01/16/2024	Cash		Cash Forfeiture	Administrative Forfeiture	1,891	---	---	1,891

*When expenses exceed the gross amount received, the net proceeds available for distribution are shown as zero.

Table 2A
Property Seized Subject to State Forfeiture - Final Disposition - 2024
Sorted by Agency and Net Proceeds

Entity and Crime	Disposition Date	Type of Property	Property Detail	Disposition of Property	Basis of Disposition	Gross Sales	Expenses Paid	Amount Returned	Net Proceeds*
Saint Paul Police Department (Continued)									
Controlled Substance	01/16/2024	Cash		Cash Forfeiture	Administrative Forfeiture	1,900	---	---	1,900
Controlled Substance	01/23/2024	Cash		Cash Forfeiture	Administrative Forfeiture	2,183	---	---	2,183
Controlled Substance	07/16/2024	Cash		Cash Forfeiture	Administrative Forfeiture	3,106	---	---	3,106
Controlled Substance	01/23/2024	Cash		Cash Forfeiture	Administrative Forfeiture	3,205	---	---	3,205
Controlled Substance	07/17/2024	Cash		Cash Forfeiture	Administrative Forfeiture	3,248	---	---	3,248
Controlled Substance	01/17/2024	Cash		Cash Forfeiture	Administrative Forfeiture	3,380	---	---	3,380
Controlled Substance	01/16/2024	Cash		Cash Forfeiture	Administrative Forfeiture	3,592	---	---	3,592
Controlled Substance	08/22/2024	Cash		Cash Forfeiture	Administrative Forfeiture	3,634	---	---	3,634
Controlled Substance	09/26/2024	Cash		Cash Forfeiture	Administrative Forfeiture	4,417	---	---	4,417
Controlled Substance	09/26/2024	Cash		Cash Forfeiture	Administrative Forfeiture	4,569	---	---	4,569
Controlled Substance	01/16/2024	Cash		Cash Forfeiture	Administrative Forfeiture	4,813	---	---	4,813
Controlled Substance	07/17/2024	Cash		Cash Forfeiture	Administrative Forfeiture	4,923	---	---	4,923
Controlled Substance	01/16/2024	Cash		Cash Forfeiture	Administrative Forfeiture	5,436	---	---	5,436
Controlled Substance	01/16/2024	Cash		Cash Forfeiture	Administrative Forfeiture	6,844	---	---	6,844
Controlled Substance	09/26/2024	Cash		Cash Forfeiture	Administrative Forfeiture	6,997	---	---	6,997
Controlled Substance	01/16/2024	Cash		Cash Forfeiture	Administrative Forfeiture	7,346	---	---	7,346
Controlled Substance	01/17/2024	Cash		Cash Forfeiture	Administrative Forfeiture	7,935	---	---	7,935
Controlled Substance	01/23/2024	Cash		Cash Forfeiture	Administrative Forfeiture	9,896	---	---	9,896
Controlled Substance	01/17/2024	Cash		Cash Forfeiture	Administrative Forfeiture	14,225	---	---	14,225
Controlled Substance	02/01/2024	Cash		Cash Forfeiture	Administrative Forfeiture	15,427	---	---	15,427
Controlled Substance	01/17/2024	Cash		Cash Forfeiture	Administrative Forfeiture	15,900	---	---	15,900
Agency Total						\$179,250	\$5,711	\$25,417	\$148,122
Saint Peter Police Department									
Controlled Substance	03/21/2024	Vehicle	2006 Kia Sedona SX	Property Sold	Administrative Forfeiture	265	50	---	215
DUI-Related	02/16/2024	Vehicle	2002 BMW 325xi	Property Sold	Administrative Forfeiture	870	61	---	809
DUI-Related	02/16/2024	Vehicle	2007 Dodge Charger	Property Sold	Administrative Forfeiture	1,625	114	---	1,511
DUI-Related	02/16/2024	Vehicle	2007 Mitsubishi Eclipse	Property Sold	Administrative Forfeiture	2,550	179	---	2,371
DUI-Related	02/16/2024	Vehicle	2004 Chevrolet Silverado	Property Sold	Administrative Forfeiture	7,525	452	---	7,073
Agency Total						\$12,835	\$856	\$---	\$11,979
Sauk Centre Police Department									
DUI-Related	04/09/2024	Vehicle	2008 Buick LaCrosse AWD	Property Sold	Administrative Forfeiture	3,550	423	---	3,127
Agency Total						\$3,550	\$423	\$---	\$3,127

*When expenses exceed the gross amount received, the net proceeds available for distribution are shown as zero.

Table 2A
Property Seized Subject to State Forfeiture - Final Disposition - 2024
Sorted by Agency and Net Proceeds

Entity and Crime	Disposition Date	Type of Property	Property Detail	Disposition of Property	Basis of Disposition	Gross Sales	Expenses Paid	Amount Returned	Net Proceeds*
Savage Police Department									
Fleeing a Peace Officer	04/11/2024	Vehicle	2003 Chevrolet Blazer	Returned to Owner	Agreement	---	---	---	---
Fleeing a Peace Officer	12/05/2024	Vehicle	2017 Ford Fusion	Returned to Owner	Agreement	---	---	---	---
Controlled Substance	08/02/2024	Vehicle	2012 Ford Fusion	Salvage Yard	Administrative Forfeiture	250	409	---	---
DUI-Related	12/11/2024	Vehicle	2021 Porsche Cayenne	Returned to Owner	Agreement	395	411	---	---
Controlled Substance	04/16/2024	Vehicle	2012 Dodge Charger	Salvage Yard	Judicial Forfeiture	450	602	---	---
DUI-Related	11/06/2024	Bond/Security		Security/Bond Returned	Administrative Forfeiture	10,000	---	10,000	---
DUI-Related	03/22/2024	Vehicle	2007 Lincoln Navigator 4WD	Salvage Yard	Administrative Forfeiture	600	402	---	198
DUI-Related	12/05/2024	Vehicle	2013 Dodge Dart	Property Sold	Administrative Forfeiture	1,000	719	---	281
DUI-Related	12/05/2024	Vehicle	2002 Mazda Protege	Property Sold	Administrative Forfeiture	1,000	608	---	392
DUI-Related	11/07/2024	Vehicle	2020 Tesla Model Y	Returned to Lienholder	Administrative Forfeiture	895	403	---	492
DUI-Related	04/10/2024	Vehicle	2017 Chevrolet Silverado	Returned to Owner	Agreement	895	395	---	500
DUI-Related	08/09/2024	Vehicle	2018 Kia Optima FE	Returned per Agreement	Agreement	895	395	---	500
DUI-Related	04/08/2024	Vehicle	2019 Kia Forte	Returned to Lienholder	Agreement	902	402	---	500
DUI-Related	11/19/2024	Vehicle	2016 Jeep Compass FWD	Returned to Lienholder	Agreement	1,520	1,020	---	500
DUI-Related	03/22/2024	Vehicle	2011 GMC Sierra 1500	Salvage Yard	Administrative Forfeiture	1,200	602	---	598
DUI-Related	07/25/2024	Vehicle	2009 Toyota Corolla	Property Sold	Administrative Forfeiture	1,950	670	---	1,280
Identity Theft	01/16/2024	Cash		Cash Forfeiture	Judicial Forfeiture	1,319	---	---	1,319
DUI-Related	12/05/2024	Vehicle	2008 Honda Pilot 4WD	Property Sold	Administrative Forfeiture	2,200	641	---	1,559
DUI-Related	03/28/2024	Vehicle	2010 Honda CR-V 2WD	Property Sold	Administrative Forfeiture	8,050	609	---	7,441
Agency Total						\$33,521	\$8,288	\$10,000	\$15,560
Scott County Sheriff's Office									
DUI-Related	02/07/2024	Vehicle	2016 Ford F150	Returned to Owner	Court Ordered Return	---	---	---	---
DUI-Related	06/20/2024	Boat	2022 Mastercraft XT24	Returned to Owner	Court Ordered Return	---	---	---	---
Controlled Substance	11/25/2024	Vehicle	2013 BMW 528i	Returned to Lienholder	Court Ordered Return	745	245	---	500
DUI-Related	01/18/2024	Vehicle	2021 Jeep Renegade 4WD	Returned per Agreement	Court Ordered Return	855	355	---	500
Fleeing a Peace Officer	02/15/2024	Vehicle	2021 Honda Accord	Returned to Lienholder	Judicial Forfeiture	11,607	422	---	11,185
Agency Total						\$13,207	\$1,022	\$---	\$12,185
Shakopee Police Department									
DUI-Related	03/04/2024	Vehicle	2008 Pontiac G6	Salvage Yard	Administrative Forfeiture	---	---	---	---
Controlled Substance	02/27/2024	Vehicle	2005 Toyota Corolla	Salvage Yard	Administrative Forfeiture	---	---	---	---
DUI-Related	02/27/2024	Vehicle	2005 Toyota Corolla	Salvage Yard	Administrative Forfeiture	---	---	---	---
DUI-Related	05/16/2024	Vehicle	2006 Jeep Cherokee 4WD	Salvage Yard	Administrative Forfeiture	---	---	---	---
DUI-Related	11/07/2024	Vehicle	2009 Toyota Prius	Salvage Yard	Administrative Forfeiture	---	---	---	---

*When expenses exceed the gross amount received, the net proceeds available for distribution are shown as zero.

Table 2A
Property Seized Subject to State Forfeiture - Final Disposition - 2024
Sorted by Agency and Net Proceeds

Entity and Crime	Disposition Date	Type of Property	Property Detail	Disposition of Property	Basis of Disposition	Gross Sales	Expenses Paid	Amount Returned	Net Proceeds*
Shakopee Police Department (Continued)									
DUI-Related	07/23/2024	Vehicle	1999 Chevrolet S10 Pickup 2WD	Salvage Yard	Administrative Forfeiture	---	---	---	---
DUI-Related	05/21/2024	Vehicle	1994 Chevrolet Silverado	Salvage Yard	Administrative Forfeiture	---	---	---	---
DUI-Related	01/25/2024	Vehicle	2005 Honda Civic	Salvage Yard	Administrative Forfeiture	---	---	---	---
Controlled Substance	03/13/2024	Vehicle	2005 Jeep Liberty 2WD	Salvage Yard	Administrative Forfeiture	---	---	---	---
DUI-Related	03/04/2024	Firearm	Glock - 9 Millimeter - Pistol	Property Destroyed	Administrative Forfeiture	---	---	---	---
DUI-Related	02/20/2024	Firearm	Glock - 9 Millimeter - Pistol	Property Destroyed	Administrative Forfeiture	---	---	---	---
DUI-Related	03/05/2024	Firearm	Taurus - 9 Millimeter - Pistol	Property Destroyed	Administrative Forfeiture	---	---	---	---
Controlled Substance	04/08/2024	Firearm	Sig Sauer - 9 Millimeter - Pistol	Property Destroyed	Administrative Forfeiture	---	---	---	---
DUI-Related	02/15/2024	Firearm	Taurus - 0.45 Caliber - Pistol	Property Destroyed	Administrative Forfeiture	---	---	---	---
DUI-Related	10/31/2024	Firearm	Glock - 9 Millimeter - Pistol	Property Destroyed	Administrative Forfeiture	---	---	---	---
DUI-Related	04/18/2024	Vehicle	2013 Honda Accord	Property Sold	Administrative Forfeiture	700	1,031	---	---
DUI-Related	03/21/2024	Vehicle	2011 Chevrolet Malibu	Returned to Owner	Administrative Forfeiture	250	---	---	250
DUI-Related	04/23/2024	Vehicle	2013 GMC Sierra 1500	Returned to Owner	Administrative Forfeiture	500	---	---	500
DUI-Related	08/12/2024	Vehicle	2006 Ford Five Hundred	Returned to Owner	Administrative Forfeiture	500	---	---	500
DUI-Related	08/07/2024	Vehicle	2018 Acura ILX	Returned to Owner	Administrative Forfeiture	500	---	---	500
DUI-Related	08/15/2024	Vehicle	2018 Ford	Returned to Owner	Administrative Forfeiture	500	---	---	500
DUI-Related	03/04/2024	Vehicle	2009 Lexus RX 300	Returned to Owner	Administrative Forfeiture	500	---	---	500
DUI-Related	12/03/2024	Vehicle	2022 GMC Sierra Classic 1500 4WD	Returned to Owner	Administrative Forfeiture	500	---	---	500
DUI-Related	03/05/2024	Vehicle	2018 Nissan Rogue	Returned to Owner	Administrative Forfeiture	500	---	---	500
DUI-Related	08/29/2024	Vehicle	2022 Hyundai Santa Fe 4WD	Returned to Owner	Administrative Forfeiture	500	---	---	500
DUI-Related	06/21/2024	Vehicle	2018 Honda CR-V 2WD	Returned to Owner	Administrative Forfeiture	500	---	---	500
DUI-Related	06/21/2024	Vehicle	2012 Honda Accord	Returned to Owner	Administrative Forfeiture	500	---	---	500
DUI-Related	06/21/2024	Vehicle	2019 Tesla Model S	Returned to Owner	Administrative Forfeiture	500	---	---	500
DUI-Related	06/24/2024	Vehicle	2021 Chevrolet Silverado	Returned to Owner	Administrative Forfeiture	500	---	---	500
DUI-Related	08/05/2024	Vehicle	2023 BMW 760i	Returned to Owner	Administrative Forfeiture	500	---	---	500
Theft	11/13/2024	Vehicle	2009 Chevrolet Avalanche	Property Sold	Administrative Forfeiture	950	421	---	529
DUI-Related	06/21/2024	Vehicle	2012 Honda Accord	Property Sold	Administrative Forfeiture	1,500	234	---	1,266
DUI-Related	04/09/2024	Vehicle	2007 Kia Sportage FE AWD	Property Sold	Administrative Forfeiture	2,300	964	---	1,336
Controlled Substance	01/16/2024	Cash		Cash Forfeiture	Administrative Forfeiture	2,163	---	---	2,163
DUI-Related	09/30/2024	Vehicle	2013 Ford F150	Property Sold	Administrative Forfeiture	4,800	368	---	4,432
Agency Total						\$19,163	\$3,018	\$---	\$16,476
Sherburne County Sheriff's Office									
Fleeing a Peace Officer	05/10/2024	Motorcycle	2021 Harley-Davidson FXLRS	Returned to Lienholder	Agreement	635	635	---	---

*When expenses exceed the gross amount received, the net proceeds available for distribution are shown as zero.

Table 2A
Property Seized Subject to State Forfeiture - Final Disposition - 2024
Sorted by Agency and Net Proceeds

Entity and Crime	Disposition Date	Type of Property	Property Detail	Disposition of Property	Basis of Disposition	Gross Sales	Expenses Paid	Amount Returned	Net Proceeds*
Sherburne County Sheriff's Office (Continued)									
Controlled Substance	10/15/2024	Firearm	H&R - 0.22 Caliber - Revolver	Property Sold	Administrative Forfeiture	36	7	---	29
Controlled Substance	10/15/2024	Firearm	R G Industries - 0.38 Caliber - Unknown	Property Sold	Administrative Forfeiture	55	11	---	44
Controlled Substance	10/15/2024	Firearm	Hi-Point - 0.38 Caliber - Unknown	Property Sold	Administrative Forfeiture	90	18	---	72
Carrying a Rifle or Shotgun	10/15/2024	Firearm	Taurus - 0.38 Caliber - Unknown	Property Sold	Summary Forfeiture	96	19	---	77
Controlled Substance	10/15/2024	Firearm	H&R - 0.22 Caliber - Revolver	Property Sold	Administrative Forfeiture	110	22	---	88
Controlled Substance	10/15/2024	Firearm	Hi-Point - 0.4 Caliber - Unknown	Property Sold	Administrative Forfeiture	120	24	---	96
Controlled Substance	10/15/2024	Firearm	Ruger - 0.38 Caliber - Pistol	Property Sold	Administrative Forfeiture	130	26	---	104
Controlled Substance	10/15/2024	Firearm	ASI Pasimax - 12 Gauge - Unknown	Property Sold	Administrative Forfeiture	160	32	---	128
Controlled Substance	01/22/2024	Cash		Cash Forfeiture	Administrative Forfeiture	132	---	---	132
Controlled Substance	10/15/2024	Firearm	Ruger - 0.38 Caliber - Pistol	Property Sold	Administrative Forfeiture	170	34	---	136
Controlled Substance	10/15/2024	Firearm	Hi-Point - 9 Millimeter - Unknown	Property Sold	Administrative Forfeiture	170	34	---	136
Controlled Substance	10/15/2024	Firearm	Walther - 0.22 Caliber - Unknown	Property Sold	Administrative Forfeiture	180	36	---	144
Firearm Possession	10/15/2024	Firearm	North American Arms - 0.22 Caliber - Unknown	Property Sold	Summary Forfeiture	200	30	---	170
Carrying a Rifle or Shotgun	10/15/2024	Firearm	Remington Guns - 12 Gauge - Shotgun	Property Sold	Judicial Forfeiture	200	30	---	170
Controlled Substance	10/15/2024	Firearm	H&R - 0.22 Caliber - Unknown	Property Sold	Administrative Forfeiture	210	32	---	178
Firearm Possession	10/01/2024	Firearm	Springfield - 9 Millimeter - Unknown	Property Sold	Summary Forfeiture	210	32	---	178
Controlled Substance	10/15/2024	Firearm	Springfield - 9 Millimeter - Unknown	Property Sold	Agreement	210	32	---	178
Controlled Substance	10/15/2024	Firearm	Raven Arms - 0.25 Caliber - Unknown	Property Sold	Administrative Forfeiture	210	32	---	178
Vehicular Operation	10/15/2024	Firearm	Smith and Wesson - 9 Millimeter - Unknown	Property Sold	Summary Forfeiture	225	34	---	191
Firearm Possession	10/15/2024	Firearm	Mossberg - 12 Gauge - Unknown	Property Sold	Summary Forfeiture	225	34	---	191
Controlled Substance	10/15/2024	Firearm	Typhoon - 12 Gauge - Unknown	Property Sold	Administrative Forfeiture	231	35	---	196
Controlled Substance	10/15/2024	Firearm	Ruger - 0.22 Caliber - Rifle	Property Sold	Administrative Forfeiture	240	36	---	204
Controlled Substance	10/15/2024	Firearm	Ruger - 0.22 Caliber - Carbine	Property Sold	Agreement	260	39	---	221
Firearm Possession	10/15/2024	Firearm	Smith and Wesson - 0.38 Caliber - Unknown	Property Sold	Summary Forfeiture	267	40	---	227
Controlled Substance	10/15/2024	Firearm	Henry Level - 0.22 Caliber - Unknown	Property Sold	Agreement	290	44	---	246
Controlled Substance	10/15/2024	Firearm	Smith and Wesson - 0.22 Caliber - Revolver	Property Sold	Administrative Forfeiture	292	44	---	248
Drive-by Shooting	10/15/2024	Firearm	Glock - 0.22 Caliber - Unknown	Property Sold	Summary Forfeiture	300	45	---	255
Controlled Substance	10/15/2024	Firearm	Remington Guns - 12 Gauge - Unknown	Property Sold	Agreement	300	45	---	255
Firearm Possession	10/15/2024	Firearm	Smith and Wesson - 0.4 Caliber - Unknown	Property Sold	Summary Forfeiture	300	45	---	255
Firearm Possession	10/15/2024	Firearm	Ruger - 0.3 Caliber - Unknown	Property Sold	Summary Forfeiture	301	45	---	256
Controlled Substance	10/15/2024	Firearm	Kimber - 9 Millimeter - Unknown	Property Sold	Administrative Forfeiture	301	45	---	256
Controlled Substance	10/15/2024	Firearm	Beretta - 9 Millimeter - Unknown	Property Sold	Administrative Forfeiture	310	47	---	263
Controlled Substance	10/15/2024	Firearm	Springfield - 0.45 Caliber - Pistol	Property Sold	Agreement	313	47	---	266
Vehicular Operation	10/15/2024	Firearm	American Tactical - 6 Millimeter - Unknown	Property Sold	Summary Forfeiture	315	47	---	268

*When expenses exceed the gross amount received, the net proceeds available for distribution are shown as zero.

Table 2A
Property Seized Subject to State Forfeiture - Final Disposition - 2024
Sorted by Agency and Net Proceeds

Entity and Crime	Disposition Date	Type of Property	Property Detail	Disposition of Property	Basis of Disposition	Gross Sales	Expenses Paid	Amount Returned	Net Proceeds*
Sherburne County Sheriff's Office (Continued)									
Firearm Possession	10/15/2024	Firearm	Sig Sauer - 0.22 Caliber - Unknown	Property Sold	Summary Forfeiture	340	51	---	289
Controlled Substance	10/15/2024	Firearm	Norinco - 0.79 Caliber - Unknown	Property Sold	Administrative Forfeiture	350	53	---	297
Firearm Possession	10/15/2024	Firearm	Marlin - 0.17 Caliber - Rifle	Property Sold	Summary Forfeiture	350	53	---	297
Firearm Possession	10/15/2024	Firearm	Springfield - 0.45 Caliber - Unknown	Property Sold	Summary Forfeiture	360	54	---	306
Controlled Substance	01/22/2024	Cash		Cash Forfeiture	Administrative Forfeiture	327	---	---	327
Controlled Substance	10/15/2024	Firearm	Springfield - 0.45 Caliber - Pistol	Property Sold	Court Ordered Return	390	59	---	331
Controlled Substance	10/15/2024	Firearm	Glock - 9 Millimeter - Unknown	Property Sold	Agreement	460	46	---	414
Controlled Substance	10/15/2024	Firearm	Browning - 0.3 Caliber - Unknown	Property Sold	Agreement	480	48	---	432
Firearm Possession	10/15/2024	Firearm	Eagle Arms - 0.22 Caliber - Unknown	Property Sold	Summary Forfeiture	480	48	---	432
Controlled Substance	10/15/2024	Firearm	Browning - 12 Gauge - Unknown	Property Sold	Administrative Forfeiture	500	50	---	450
Firearm Possession	10/15/2024	Firearm	Ruger - 0.26 Caliber - Revolver	Property Sold	Summary Forfeiture	530	53	---	477
Controlled Substance	06/06/2024	Vehicle	2011 Kia Sorento 2WD	Property Sold	Administrative Forfeiture	1,325	845	---	480
Controlled Substance	10/15/2024	Firearm	Bushmaster - 6 Millimeter - Unknown	Property Sold	Agreement	575	58	---	517
Firearm Possession	10/15/2024	Firearm	Ruger - 0.22 Caliber - Rifle	Property Sold	Summary Forfeiture	625	31	---	594
Controlled Substance	01/22/2024	Cash		Cash Forfeiture	Administrative Forfeiture	629	---	---	629
Controlled Substance	10/15/2024	Firearm	Izhmash - 8 Millimeter - Unknown	Property Sold	Administrative Forfeiture	675	34	---	641
Controlled Substance	10/15/2024	Firearm	Diamond Back Firearms - 6 Millimeter - Rifle	Property Sold	Administrative Forfeiture	675	34	---	641
Controlled Substance	05/21/2024	Cash		Cash Forfeiture	Administrative Forfeiture	654	---	---	654
Controlled Substance	04/12/2024	Vehicle	2005 Lexus RX 300	Property Sold	Administrative Forfeiture	1,375	711	---	664
Firearm Possession	10/15/2024	Firearm	Savage - 0.3 Caliber - Unknown	Property Sold	Summary Forfeiture	705	35	---	670
Controlled Substance	10/15/2024	Firearm	Ruger - 0.36 Caliber - Unknown	Property Sold	Administrative Forfeiture	750	38	---	712
Controlled Substance	10/15/2024	Firearm	Remington Guns - 0.45 Caliber - Unknown	Property Sold	Administrative Forfeiture	750	38	---	712
Fleeing a Peace Officer	04/12/2024	Vehicle	2011 Chevrolet Silverado	Property Sold	Judicial Forfeiture	1,600	846	---	754
Firearm Possession	10/15/2024	Firearm	Weatherby - 0.3 Caliber - Unknown	Property Sold	Summary Forfeiture	830	---	---	830
Firearm Possession	10/15/2024	Firearm	Tikka - 0.27 Caliber - Unknown	Property Sold	Summary Forfeiture	832	---	---	832
Fleeing a Peace Officer	01/18/2024	Cash		Cash Forfeiture	Administrative Forfeiture	1,032	---	---	1,032
Controlled Substance	10/15/2024	Firearm	Beretta - 12 Gauge - Unknown	Property Sold	Agreement	1,075	---	---	1,075
DUI-Related	02/05/2024	Vehicle	2005 Dodge Ram	Property Sold	Administrative Forfeiture	2,375	483	---	1,892
Controlled Substance	09/12/2024	Cash		Cash Forfeiture	Administrative Forfeiture	2,812	---	---	2,812
Controlled Substance	04/12/2024	Cash		Cash Forfeiture	Administrative Forfeiture	3,585	---	---	3,585
Agency Total						\$35,240	\$5,426	\$---	\$29,814

*When expenses exceed the gross amount received, the net proceeds available for distribution are shown as zero.

Table 2A
Property Seized Subject to State Forfeiture - Final Disposition - 2024
Sorted by Agency and Net Proceeds

Entity and Crime	Disposition Date	Type of Property	Property Detail	Disposition of Property	Basis of Disposition	Gross Sales	Expenses Paid	Amount Returned	Net Proceeds*
Sleepy Eye Police Department									
DUI-Related	01/12/2024	Vehicle	2006 Chevrolet HHR FWD	Property Sold	Administrative Forfeiture	1,230	165	---	1,065
Agency Total						\$1,230	\$165	\$---	\$1,065
South Central Drug Investigation Unit									
Controlled Substance	09/27/2024	Vehicle	2022 Chevrolet Malibu	Returned to Lienholder	Agreement	225	225	---	---
Controlled Substance	10/21/2024	Cash		Cash Forfeiture	Administrative Forfeiture	200	---	---	200
Controlled Substance	10/21/2024	Cash		Cash Forfeiture	Administrative Forfeiture	2,357	---	---	2,357
Agency Total						\$2,782	\$225	\$---	\$2,557
South Lake Minnetonka Police Department									
DUI-Related	04/24/2024	Vehicle	2017 Jeep Cherokee 4WD	Property Retained	Judicial Forfeiture	---	---	---	---
Controlled Substance	04/24/2024	Cash		Cash Forfeiture	Judicial Forfeiture	720	---	---	720
DUI-Related	06/05/2024	Vehicle	2000 Subaru Legacy	Property Sold	Administrative Forfeiture	2,047	913	---	1,134
DUI-Related	12/19/2024	Vehicle	2008 Honda Civic	Property Sold	Administrative Forfeiture	2,800	828	---	1,972
DUI-Related	08/15/2024	Vehicle	2011 Subaru Outback AWD	Property Sold	Administrative Forfeiture	4,425	914	---	3,511
DUI-Related	03/12/2024	Vehicle	2018 Nissan Altima	Property Sold	Administrative Forfeiture	10,405	2,075	---	8,330
DUI-Related	02/08/2024	Vehicle	2016 Subaru Legacy	Property Sold	Administrative Forfeiture	10,575	1,273	---	9,302
Agency Total						\$30,972	\$6,003	\$---	\$24,969

*When expenses exceed the gross amount received, the net proceeds available for distribution are shown as zero.

Table 2A
Property Seized Subject to State Forfeiture - Final Disposition - 2024
Sorted by Agency and Net Proceeds

Entity and Crime	Disposition Date	Type of Property	Property Detail	Disposition of Property	Basis of Disposition	Gross Sales	Expenses Paid	Amount Returned	Net Proceeds*
Southeast Minnesota Violent Crime Enforcement Team									
Controlled Substance	03/15/2024	Vehicle	2000 Ford Explorer	Salvage Yard	Administrative Forfeiture	75	102	---	---
Controlled Substance	04/03/2024	Vehicle	2004 Audi A8	Salvage Yard	Judicial Forfeiture	150	150	---	---
Controlled Substance	10/23/2024	Vehicle	2006 Chevrolet Colorado	Property Sold	Judicial Forfeiture	500	500	---	---
Controlled Substance	05/14/2024	Firearm	J. Stevens - 0.22 Caliber - Rifle	Property Sold	Administrative Forfeiture	25	---	---	25
Controlled Substance	08/29/2024	Firearm	Smith and Wesson - 0.22 Caliber - Rifle	Property Sold	Judicial Forfeiture	100	---	---	100
Controlled Substance	08/12/2024	Firearm	Smith and Wesson - 9 Millimeter - Pistol	Property Sold	Administrative Forfeiture	100	---	---	100
Controlled Substance	05/01/2024	Vehicle	2007 Chevrolet Tahoe	Salvage Yard	Administrative Forfeiture	200	---	---	200
Controlled Substance	05/14/2024	Firearm	Smith and Wesson - 0.36 Caliber - Revolver	Property Sold	Administrative Forfeiture	200	---	---	200
Controlled Substance	10/08/2024	Firearm	Bersa - 0.4 Caliber - Pistol	Property Sold	Administrative Forfeiture	200	---	---	200
Controlled Substance	10/08/2024	Vehicle	2017 Jeep Grand Cherokee 4WD	Returned to Owner	Court Ordered Return	250	---	---	250
Controlled Substance	08/12/2024	Firearm	Arminius - 0.44 Caliber - Revolver	Property Sold	Administrative Forfeiture	250	---	---	250
Controlled Substance	08/29/2024	Firearm	Alex Pro Firearms - 0.22 Caliber - Rifle	Property Sold	Judicial Forfeiture	250	---	---	250
Controlled Substance	08/12/2024	Cash		Cash Forfeiture	Administrative Forfeiture	736	---	---	736
Controlled Substance	03/20/2024	Cash		Cash Forfeiture	Administrative Forfeiture	1,218	---	---	1,218
Controlled Substance	02/14/2024	Cash		Cash Forfeiture	Administrative Forfeiture	1,608	---	---	1,608
Controlled Substance	05/14/2024	Cash		Cash Forfeiture	Administrative Forfeiture	3,422	---	---	3,422
Controlled Substance	10/08/2024	Cash		Cash Forfeiture	Administrative Forfeiture	20,646	---	---	20,646
Agency Total						\$29,930	\$752	\$---	\$29,205
Southwest Metro Drug Task Force									
Controlled Substance	03/21/2024	Firearm	Glock - 9 Millimeter - Pistol	Property Destroyed	Administrative Forfeiture	---	---	---	---
Controlled Substance	03/21/2024	Firearm	Palmetto State Armory - 9 Millimeter - Pistol	Property Destroyed	Administrative Forfeiture	---	---	---	---
Controlled Substance	03/21/2024	Firearm	Glock - 9 Millimeter - Pistol	Property Destroyed	Administrative Forfeiture	---	---	---	---
Controlled Substance	03/21/2024	Firearm	Glock - 0.4 Caliber - Pistol	Property Destroyed	Administrative Forfeiture	---	---	---	---
Controlled Substance	08/15/2024	Firearm	Ruger - 9 Millimeter - Pistol	Retained for Destruction	Administrative Forfeiture	---	---	---	---
Controlled Substance	12/18/2024	Cash		Returned to Owner	Court Ordered Return	1,730	---	1,730	---
Controlled Substance	08/07/2024	Cash		Returned to Owner	Court Ordered Return	6,401	---	640	5,761
Agency Total						\$8,131	\$---	\$2,370	\$5,761
Spring Lake Park Police Department									
DUI-Related	06/11/2024	Vehicle	2003 Nissan Altima	Property Sold	Administrative Forfeiture	300	526	---	---
Agency Total						\$300	\$526	\$---	\$---

*When expenses exceed the gross amount received, the net proceeds available for distribution are shown as zero.

Table 2A
Property Seized Subject to State Forfeiture - Final Disposition - 2024
Sorted by Agency and Net Proceeds

Entity and Crime	Disposition Date	Type of Property	Property Detail	Disposition of Property	Basis of Disposition	Gross Sales	Expenses Paid	Amount Returned	Net Proceeds*
Stearns County Sheriff's Office									
DUI-Related	12/06/2024	Vehicle	2014 Ford F150	Returned to Lienholder	Administrative Forfeiture	---	600	---	---
Fleeing a Peace Officer	11/07/2024	Vehicle	2013 Dodge Avenger	Property Sold	Administrative Forfeiture	940	653	---	287
DUI-Related	04/19/2024	Vehicle	2014 Ford Escape	Property Sold	Administrative Forfeiture	4,324	527	---	3,797
Agency Total						\$5,264	\$1,780	\$---	\$4,084
Stillwater Police Department									
DUI-Related	06/26/2024	Vehicle	2016 Cadillac ATS	Returned to Owner	Agreement	---	591	250	---
2nd Degree Assault	12/10/2024	Firearm	Mossberg - 16 Gauge - Shotgun	Property Destroyed	Judicial Forfeiture	---	---	---	---
DUI-Related	03/15/2024	Motorcycle	2013 Harley-Davidson Freewheeler FLRT	Returned to Owner	Agreement	850	850	---	---
Agency Total						\$850	\$1,441	\$250	\$---
Thief River Falls Police Department									
DUI-Related	04/01/2024	Vehicle	2017 Dodge Ram	Returned per Agreement	Agreement	---	---	---	---
DUI-Related	09/11/2024	Vehicle	2008 Chevrolet Impala	Property Sold	Administrative Forfeiture	737	229	---	508
Agency Total						\$737	\$229	\$---	\$508
Todd County Sheriff's Office									
Controlled Substance	03/06/2024	Cash		Returned to Owner	Administrative Forfeiture	3,700	---	3,700	---
Controlled Substance	05/06/2024	Firearm	Rexio - 0.38 Caliber - Revolver	Property Sold	Administrative Forfeiture	10	---	---	10
Theft	05/06/2024	Firearm	- 0.22 Caliber - Rifle	Property Sold	Administrative Forfeiture	40	---	---	40
Theft	05/06/2024	Firearm	Mossberg - 12 Gauge - Shotgun	Property Sold	Administrative Forfeiture	100	---	---	100
Controlled Substance	05/06/2024	Firearm	Mossberg - 0.22 Caliber - Unknown	Property Sold	Administrative Forfeiture	100	---	---	100
Controlled Substance	05/06/2024	Firearm	Savage - 0.27 Caliber - Unknown	Property Sold	Administrative Forfeiture	150	---	---	150
Controlled Substance	05/06/2024	Firearm	Glock - 9 Millimeter - Pistol	Property Sold	Administrative Forfeiture	200	---	---	200
Controlled Substance	05/06/2024	Firearm	- 0.22 Caliber - Rifle	Property Sold	Administrative Forfeiture	200	---	---	200
Controlled Substance	01/10/2024	Cash		Cash Forfeiture	Administrative Forfeiture	300	---	---	300
Controlled Substance	11/21/2024	Cash		Cash Forfeiture	Administrative Forfeiture	532	---	---	532
Agency Total						\$5,332	\$---	\$3,700	\$1,632
Tyler Police Department									
Fleeing a Peace Officer	04/16/2024	Motorcycle	2010 Yamaha R6C	Property Retained	Administrative Forfeiture	3,176	500	---	2,676
Agency Total						\$3,176	\$500	\$---	\$2,676

*When expenses exceed the gross amount received, the net proceeds available for distribution are shown as zero.

Table 2A
Property Seized Subject to State Forfeiture - Final Disposition - 2024
Sorted by Agency and Net Proceeds

Entity and Crime	Disposition Date	Type of Property	Property Detail	Disposition of Property	Basis of Disposition	Gross Sales	Expenses Paid	Amount Returned	Net Proceeds*
Virginia Police Department									
2nd Degree Assault	11/21/2024	Vehicle	2002 Jeep Grand Cherokee 4WD	Property Destroyed	Administrative Forfeiture	---	---	---	---
2nd Degree Assault	11/21/2024	Vehicle	2010 Chevrolet Impala	Salvage Yard	Administrative Forfeiture	---	---	---	---
DUI-Related	11/21/2024	Vehicle	2005 BMW X5	Salvage Yard	Administrative Forfeiture	---	---	---	---
DUI-Related	11/21/2024	Vehicle	2008 Chevrolet TrailBlazer	Salvage Yard	Administrative Forfeiture	---	---	---	---
Drive-by Shooting	06/03/2024	Firearm	SCCY - 9 Millimeter - Pistol	Property Sold	Administrative Forfeiture	25	---	---	25
Controlled Substance	06/03/2024	Firearm	H&R - 0.38 Caliber - Revolver	Property Sold	Administrative Forfeiture	25	---	---	25
Drive-by Shooting	06/03/2024	Firearm	SCCY - 9 Millimeter - Pistol	Property Sold	Administrative Forfeiture	25	---	---	25
2nd Degree Assault	07/01/2024	Firearm	Taurus - 9 Millimeter - Pistol	Property Sold	Administrative Forfeiture	50	---	---	50
Drive-by Shooting	06/03/2024	Firearm	FMK - 9 Millimeter - Pistol	Property Sold	Administrative Forfeiture	50	---	---	50
2nd Degree Assault	06/03/2024	Firearm	Walther - 0.38 Caliber - Pistol	Property Sold	Administrative Forfeiture	50	---	---	50
Drive-by Shooting	06/03/2024	Firearm	Ruger - 0.38 Caliber - Pistol	Property Sold	Administrative Forfeiture	50	---	---	50
Controlled Substance	06/03/2024	Firearm	Taurus - 9 Millimeter - Pistol	Property Sold	Administrative Forfeiture	75	---	---	75
Drive-by Shooting	06/03/2024	Firearm	Norinco - 9 Millimeter - Pistol	Property Sold	Administrative Forfeiture	75	---	---	75
Drive-by Shooting	06/03/2024	Firearm	Sig Sauer - 9 Millimeter - Pistol	Property Sold	Administrative Forfeiture	75	---	---	75
Controlled Substance	08/09/2024	Firearm	Hi-Point - 0.4 Caliber - Carbine	Property Sold	Administrative Forfeiture	75	---	---	75
2nd Degree Assault	07/01/2024	Firearm	Glock - 9 Millimeter - Pistol	Property Sold	Administrative Forfeiture	200	---	---	200
DUI-Related	05/09/2024	Vehicle	2002 Mercury Sable	Property Sold	Administrative Forfeiture	250	---	---	250
Robbery - Aggravated	06/03/2024	Firearm	Springfield - 9 Millimeter - Pistol	Property Sold	Administrative Forfeiture	250	---	---	250
Controlled Substance	06/03/2024	Firearm	Smith and Wesson - 0.36 Caliber - Revolver	Property Sold	Administrative Forfeiture	400	---	---	400
Controlled Substance	06/03/2024	Firearm	Kimber - 9 Millimeter - Pistol	Property Sold	Administrative Forfeiture	400	---	---	400
DUI-Related	05/09/2024	Vehicle	2010 Chevrolet Impala	Property Sold	Administrative Forfeiture	1,055	---	---	1,055
DUI-Related	05/09/2024	Vehicle	2005 Cadillac Escalade 4WD	Property Sold	Administrative Forfeiture	2,420	---	---	2,420
Controlled Substance	06/03/2024	Cash		Cash Forfeiture	Administrative Forfeiture	3,442	---	---	3,442
DUI-Related	05/09/2024	Vehicle	2003 Chevrolet Silverado	Property Sold	Administrative Forfeiture	5,685	---	---	5,685
Agency Total						\$14,677	\$---	\$---	\$14,677
Wabasha Police Department									
DUI-Related	10/22/2024	Vehicle	2005 Chrysler Town and Country	Salvage Yard	Administrative Forfeiture	175	150	---	25
DUI-Related	10/22/2024	Vehicle	1999 Plymouth Neon	Salvage Yard	Administrative Forfeiture	175	150	---	25
Controlled Substance	12/04/2024	Vehicle	2003 Mercury Marquis	Salvage Yard	Agreement	249	150	---	99
DUI-Related	12/04/2024	Vehicle	2006 Chevrolet Silverado	Salvage Yard	Administrative Forfeiture	249	150	---	99
Controlled Substance	08/28/2024	Cash		Cash Forfeiture	Administrative Forfeiture	289	---	---	289
Agency Total						\$1,137	\$600	\$---	\$537

*When expenses exceed the gross amount received, the net proceeds available for distribution are shown as zero.

Table 2A
Property Seized Subject to State Forfeiture - Final Disposition - 2024
Sorted by Agency and Net Proceeds

Entity and Crime	Disposition Date	Type of Property	Property Detail	Disposition of Property	Basis of Disposition	Gross Sales	Expenses Paid	Amount Returned	Net Proceeds*
Wadena County Sheriff's Office									
DUI-Related	12/09/2024	Vehicle	2003 Pontiac Grand Am	Salvage Yard	Administrative Forfeiture	100	162	---	---
Vehicular Operation	12/11/2024	Vehicle	1991 Ford F250	Salvage Yard	Administrative Forfeiture	100	250	---	---
DUI-Related	11/20/2024	Vehicle	2005 Pontiac Grand Prix	Property Sold	Administrative Forfeiture	370	264	---	106
DUI-Related	11/08/2024	Vehicle	1996 Ford F150	Property Sold	Administrative Forfeiture	273	145	---	128
Controlled Substance	12/24/2024	Vehicle	2005 Ford Freestyle AWD	Property Sold	Administrative Forfeiture	380	200	---	180
DUI-Related	11/12/2024	Vehicle	1999 Cadillac DeVille	Property Sold	Administrative Forfeiture	498	151	---	347
Fleeing a Peace Officer	11/18/2024	Vehicle	2005 Buick LeSabre	Property Sold	Judicial Forfeiture	460	107	---	353
DUI-Related	11/13/2024	Vehicle	2005 Buick LeSabre	Property Sold	Administrative Forfeiture	865	107	---	758
Fleeing a Peace Officer	11/27/2024	Vehicle	2008 Ford Escape	Property Sold	Administrative Forfeiture	1,150	135	---	1,015
DUI-Related	12/06/2024	Vehicle	1996 Ford Ranger	Property Sold	Administrative Forfeiture	1,046	---	---	1,046
Controlled Substance	11/25/2024	Vehicle	2001 Volkswagen Jetta	Property Sold	Administrative Forfeiture	1,418	125	---	1,293
Fleeing a Peace Officer	11/08/2024	Vehicle	2004 Pontiac GTO	Property Sold	Administrative Forfeiture	7,074	250	---	6,824
Agency Total						\$13,734	\$1,896	\$---	\$12,050
Wadena Police Department									
Fleeing a Peace Officer	10/08/2024	Vehicle	2000 Cadillac DeVille	Salvage Yard	Administrative Forfeiture	251	251	---	---
Agency Total						\$251	\$251	\$---	\$---
Waite Park Police Department									
Controlled Substance	02/28/2024	Vehicle	2000 Ford Taurus	Property Sold	Administrative Forfeiture	300	204	---	96
DUI-Related	02/23/2024	Vehicle	2015 Volkswagen Jetta	Property Sold	Administrative Forfeiture	1,631	696	---	935
Controlled Substance	03/19/2024	Vehicle	2005 Ford Escape	Property Sold	Administrative Forfeiture	1,175	229	---	946
Controlled Substance	02/08/2024	Cash		Cash Forfeiture	Administrative Forfeiture	2,066	---	---	2,066
Agency Total						\$5,172	\$1,129	\$---	\$4,043
Waseca County Sheriff's Office									
DUI-Related	12/31/2024	Vehicle	1999 GMC Sierra 1500	Property Sold	Administrative Forfeiture	500	158	---	342
Controlled Substance	02/05/2024	Vehicle	2001 Chevrolet Silverado	Property Sold	Administrative Forfeiture	970	346	---	624
Controlled Substance	02/23/2024	Cash		Cash Forfeiture	Administrative Forfeiture	3,600	89	---	3,511
Agency Total						\$5,070	\$593	\$---	\$4,477
Waseca Police Department									
Robbery - Aggravated	06/18/2024	Vehicle	2007 Infiniti M35x	Returned to Owner	Agreement	850	1,300	---	---
DUI-Related	09/23/2024	Vehicle	1995 Chevrolet Tahoe	Returned per Agreement	Administrative Forfeiture	2,600	---	2,600	---
Agency Total						\$3,450	\$1,300	\$2,600	\$---

*When expenses exceed the gross amount received, the net proceeds available for distribution are shown as zero.

Table 2A
Property Seized Subject to State Forfeiture - Final Disposition - 2024
Sorted by Agency and Net Proceeds

Entity and Crime	Disposition Date	Type of Property	Property Detail	Disposition of Property	Basis of Disposition	Gross Sales	Expenses Paid	Amount Returned	Net Proceeds*
Washington County Narcotics Task Force									
Controlled Substance	02/01/2024	Firearm	- 9 Millimeter - Pistol	Property Destroyed	Administrative Forfeiture	---	---	---	---
Controlled Substance	11/06/2024	Firearm	Glock - 0.4 Caliber - Pistol	Property Destroyed	Administrative Forfeiture	---	---	---	---
Controlled Substance	11/06/2024	Firearm	Glock - 9 Millimeter - Pistol	Property Destroyed	Administrative Forfeiture	---	---	---	---
Controlled Substance	11/06/2024	Firearm	MFG - 0.17 Caliber - Unknown	Property Destroyed	Administrative Forfeiture	---	---	---	---
Controlled Substance	11/06/2024	Firearm	Sig Sauer - 9 Millimeter - Pistol	Property Destroyed	Administrative Forfeiture	---	---	---	---
Controlled Substance	11/06/2024	Firearm	Sears Roebuck - 9 Millimeter - Shotgun	Property Destroyed	Administrative Forfeiture	---	---	---	---
Controlled Substance	05/30/2024	Cash		Returned to Owner	Court Ordered Return	370	---	370	---
Controlled Substance	05/30/2024	Cash		Returned to Owner	Court Ordered Return	9,500	1,500	8,000	---
Controlled Substance	11/19/2024	Vehicle	2005 GMC Yukon Denali K10 AWD	Property Sold	Judicial Forfeiture	579	440	---	139
Controlled Substance	03/26/2024	Cash		Cash Forfeiture	Administrative Forfeiture	694	---	---	694
Controlled Substance	04/23/2024	Cash		Cash Forfeiture	Administrative Forfeiture	1,123	---	---	1,123
Controlled Substance	11/06/2024	Cash		Cash Forfeiture	Judicial Forfeiture	1,903	---	---	1,903
Controlled Substance	05/31/2024	Cash		Cash Forfeiture	Administrative Forfeiture	2,430	---	---	2,430
Controlled Substance	11/21/2024	Vehicle	2013 Buick Regal/Century	Property Sold	Judicial Forfeiture	6,095	518	---	5,577
Controlled Substance	08/23/2024	Cash		Cash Forfeiture	Judicial Forfeiture	6,473	---	---	6,473
Controlled Substance	05/16/2024	Vehicle	2019 Ford F150	Property Sold	Administrative Forfeiture	29,000	1,623	---	27,377
Agency Total						\$58,167	\$4,081	\$8,370	\$45,716

*When expenses exceed the gross amount received, the net proceeds available for distribution are shown as zero.

Table 2A
Property Seized Subject to State Forfeiture - Final Disposition - 2024
Sorted by Agency and Net Proceeds

Entity and Crime	Disposition Date	Type of Property	Property Detail	Disposition of Property	Basis of Disposition	Gross Sales	Expenses Paid	Amount Returned	Net Proceeds*
Washington County Sheriff's Office									
Fleeing a Peace Officer	11/05/2024	Vehicle	2017 Dodge Challenger	Returned to Lienholder	Judicial Forfeiture	162	162	---	---
DUI-Related	09/11/2024	Vehicle	2015 Toyota Camry	Returned to Owner	Administrative Forfeiture	249	249	---	---
DUI-Related	04/18/2024	Vehicle	2014 Chevrolet Camaro	Returned to Lienholder	Administrative Forfeiture	265	265	---	---
Fleeing a Peace Officer	05/15/2024	Vehicle	2003 Acura TL	Returned to Owner	Judicial Forfeiture	270	270	---	---
Fleeing a Peace Officer	12/10/2024	Vehicle	1989 Chevrolet Suburban	Returned to Owner	Judicial Forfeiture	270	270	---	---
DUI-Related	11/19/2024	Vehicle	2018 Toyota Tacoma	Returned to Owner	Administrative Forfeiture	451	451	---	---
DUI-Related	11/19/2024	Vehicle	2015 Chevrolet Cruze	Property Sold	Administrative Forfeiture	745	707	---	38
Firearm Possession	06/15/2024	Vehicle	2012 Dodge Caliber	Property Sold	Administrative Forfeiture	1,150	982	---	168
Fleeing a Peace Officer	01/24/2024	Motorcycle	1996 Harley-Davidson FL V Twin 61	Returned to Owner	Judicial Forfeiture	238	---	---	238
DUI-Related	06/15/2024	Vehicle	2008 Hyundai Sonata (Y-3)	Property Sold	Administrative Forfeiture	800	507	---	293
DUI-Related	05/16/2024	Vehicle	2008 Mercury Mariner	Property Sold	Administrative Forfeiture	1,035	704	---	331
DUI-Related	12/02/2024	Vehicle	2000 Lexus RX 300	Property Sold	Administrative Forfeiture	1,110	606	---	504
1st Degree Sexual Conduct	12/17/2024	Vehicle	2007 BMW X3	Property Sold	Administrative Forfeiture	1,863	622	---	1,241
DUI-Related	12/02/2024	Vehicle	2004 Audi A4	Property Sold	Administrative Forfeiture	3,796	925	---	2,871
DUI-Related	05/16/2024	Vehicle	2003 Land Rover Range Rover	Property Sold	Administrative Forfeiture	5,600	962	---	4,638
Agency Total						\$18,004	\$7,682	\$---	\$10,322
Watsonwan County Sheriff's Office									
Fleeing a Peace Officer	05/08/2024	Vehicle	2017 Chevrolet Silverado	Returned to Owner	Agreement	5,150	150	---	5,000
Agency Total						\$5,150	\$150	\$---	\$5,000
Wayzata Police Department									
DUI-Related	09/17/2024	Vehicle	2012 Mercedes-Benz ML320	Returned to Owner	Court Ordered Return	357	357	---	---
Fleeing a Peace Officer	08/15/2024	Motorcycle	2012 Kawasaki ZR1000	Returned to Owner	Court Ordered Return	400	400	---	---
Fleeing a Peace Officer	09/30/2024	Motorcycle	2013 Honda CBR1100XX	Returned to Owner	Court Ordered Return	3,500	---	---	3,500
Agency Total						\$4,257	\$757	\$---	\$3,500

*When expenses exceed the gross amount received, the net proceeds available for distribution are shown as zero.

Table 2A
Property Seized Subject to State Forfeiture - Final Disposition - 2024
Sorted by Agency and Net Proceeds

Entity and Crime	Disposition Date	Type of Property	Property Detail	Disposition of Property	Basis of Disposition	Gross Sales	Expenses Paid	Amount Returned	Net Proceeds*
West Central Minnesota Drug and Violent Crime Task Force									
Controlled Substance	08/01/2024	Vehicle	2017 Honda Accord	Returned to Owner	Administrative Forfeiture	---	256	---	---
Controlled Substance	01/10/2024	Vehicle	1996 Chevrolet Blazer	Property Sold	Administrative Forfeiture	135	25	---	110
Controlled Substance	08/06/2024	Cash		Cash Forfeiture	Administrative Forfeiture	670	---	---	670
Controlled Substance	02/13/2024	Cash		Cash Forfeiture	Administrative Forfeiture	1,279	---	---	1,279
Controlled Substance	02/13/2024	Cash		Cash Forfeiture	Administrative Forfeiture	3,000	---	---	3,000
Controlled Substance	10/04/2024	Cash		Cash Forfeiture	Administrative Forfeiture	3,296	---	---	3,296
Controlled Substance	10/02/2024	Cash		Cash Forfeiture	Administrative Forfeiture	10,124	---	---	10,124
Agency Total						\$18,504	\$281	\$---	\$18,479
West Metro Drug Task Force									
Controlled Substance	02/20/2024	Vehicle	2016 BMW 435i xDrive Coupe	Returned to Lienholder	Agreement	---	---	---	---
Controlled Substance	01/23/2024	Firearm	Glock - 0.4 Caliber - Pistol	Retained for Destruction	Administrative Forfeiture	---	---	---	---
Controlled Substance	02/01/2024	Firearm	Beretta - 0.22 Caliber - Pistol	Retained for Destruction	Administrative Forfeiture	---	---	---	---
Controlled Substance	01/30/2024	Firearm	Sig Sauer - 9 Millimeter - Pistol	Retained for Destruction	Administrative Forfeiture	---	---	---	---
Controlled Substance	10/02/2024	Firearm	Springfield - 9 Millimeter - Pistol	Retained for Destruction	Administrative Forfeiture	---	---	---	---
Controlled Substance	09/10/2024	Firearm	Sig Sauer - 9 Millimeter - Pistol	Retained for Destruction	Administrative Forfeiture	---	---	---	---
Controlled Substance	10/02/2024	Firearm	Glock - 9 Millimeter - Pistol	Retained for Destruction	Administrative Forfeiture	---	---	---	---
Controlled Substance	09/10/2024	Firearm	Smith and Wesson - 0.4 Caliber - Pistol	Retained for Destruction	Administrative Forfeiture	---	---	---	---
Controlled Substance	09/10/2024	Firearm	Smith and Wesson - 9 Millimeter - Pistol	Retained for Destruction	Administrative Forfeiture	---	---	---	---
Controlled Substance	07/16/2024	Firearm	Ruger - 0.38 Caliber - Pistol	Retained for Destruction	Administrative Forfeiture	---	---	---	---
Controlled Substance	05/02/2024	Firearm	Glock - 0.4 Caliber - Pistol	Property Destroyed	Administrative Forfeiture	---	---	---	---
Controlled Substance	05/02/2024	Firearm	Kel-Tec - 9 Millimeter - Pistol	Property Destroyed	Administrative Forfeiture	---	---	---	---
Controlled Substance	04/12/2024	Firearm	Taurus - 9 Millimeter - Pistol	Property Destroyed	Administrative Forfeiture	---	---	---	---
Controlled Substance	04/19/2024	Firearm	Smith and Wesson - 9 Millimeter - Pistol	Property Destroyed	Administrative Forfeiture	---	---	---	---
Controlled Substance	04/19/2024	Firearm	Olympic Arms - 9 Millimeter - Pistol	Property Destroyed	Administrative Forfeiture	---	---	---	---
Controlled Substance	04/12/2024	Firearm	Unknown - 12 Gauge - Shotgun	Property Destroyed	Administrative Forfeiture	---	---	---	---
Controlled Substance	04/12/2024	Firearm	Unknown - 0.22 Caliber - Rifle	Property Destroyed	Administrative Forfeiture	---	---	---	---
Controlled Substance	04/09/2024	Firearm	Glock - 0.45 Caliber - Pistol	Retained for Destruction	Administrative Forfeiture	---	---	---	---
Controlled Substance	04/12/2024	Firearm	Palmetto State Armory - 8 Millimeter - Rifle	Property Destroyed	Administrative Forfeiture	---	---	---	---
Controlled Substance	03/28/2024	Firearm	Kimber - 9 Millimeter - Pistol	Retained for Destruction	Administrative Forfeiture	---	---	---	---
Controlled Substance	03/28/2024	Firearm	Kimber - 9 Millimeter - Pistol	Retained for Destruction	Administrative Forfeiture	---	---	---	---
Controlled Substance	03/28/2024	Firearm	Kel-Tec - 12 Gauge - Shotgun	Retained for Destruction	Administrative Forfeiture	---	---	---	---
Controlled Substance	03/28/2024	Firearm	Anderson - 0.22 Caliber - Rifle	Retained for Destruction	Administrative Forfeiture	---	---	---	---
Controlled Substance	03/28/2024	Firearm	JC Higgins - 0.22 Caliber - Rifle	Retained for Destruction	Administrative Forfeiture	---	---	---	---

*When expenses exceed the gross amount received, the net proceeds available for distribution are shown as zero.

Table 2A
Property Seized Subject to State Forfeiture - Final Disposition - 2024
Sorted by Agency and Net Proceeds

Entity and Crime	Disposition Date	Type of Property	Property Detail	Disposition of Property	Basis of Disposition	Gross Sales	Expenses Paid	Amount Returned	Net Proceeds*
West Metro Drug Task Force (Continued)									
Controlled Substance	04/03/2024	Firearm	Taurus - 9 Millimeter - Pistol	Retained for Destruction	Administrative Forfeiture	---	---	---	---
Controlled Substance	03/27/2024	Firearm	Pietta - 0.22 Caliber - Revolver	Retained for Destruction	Administrative Forfeiture	---	---	---	---
Controlled Substance	03/27/2024	Firearm	Glock - 0.4 Caliber - Pistol	Retained for Destruction	Administrative Forfeiture	---	---	---	---
Controlled Substance	03/28/2024	Firearm	Springfield - 9 Millimeter - Pistol	Retained for Destruction	Administrative Forfeiture	---	---	---	---
Controlled Substance	03/28/2024	Firearm	Polymer 80 - 9 Millimeter - Pistol	Retained for Destruction	Administrative Forfeiture	---	---	---	---
Controlled Substance	01/23/2024	Firearm	Glock - 9 Millimeter - Pistol	Retained for Destruction	Administrative Forfeiture	---	---	---	---
Controlled Substance	03/27/2024	Firearm	Glock - 0.45 Caliber - Pistol	Retained for Destruction	Administrative Forfeiture	---	---	---	---
Controlled Substance	01/23/2024	Firearm	Springfield - 9 Millimeter - Pistol	Retained for Destruction	Administrative Forfeiture	---	---	---	---
Controlled Substance	01/23/2024	Firearm	Sig Sauer - 9 Millimeter - Pistol	Retained for Destruction	Administrative Forfeiture	---	---	---	---
Controlled Substance	03/27/2024	Firearm	Kel-Tec - 12 Gauge - Shotgun	Retained for Destruction	Administrative Forfeiture	---	---	---	---
Controlled Substance	03/25/2024	Firearm	Sig Sauer - 9 Millimeter - Pistol	Retained for Destruction	Administrative Forfeiture	---	---	---	---
Controlled Substance	01/23/2024	Firearm	Smith and Wesson - 0.38 Caliber - Pistol	Retained for Destruction	Administrative Forfeiture	---	---	---	---
Controlled Substance	01/23/2024	Firearm	Springfield - 0.45 Caliber - Pistol	Retained for Destruction	Administrative Forfeiture	---	---	---	---
Controlled Substance	01/23/2024	Firearm	Taurus - 8 Millimeter - Pistol	Retained for Destruction	Administrative Forfeiture	---	---	---	---
Controlled Substance	01/23/2024	Firearm	Smith and Wesson - 0.45 Caliber - Pistol	Retained for Destruction	Administrative Forfeiture	---	---	---	---
Controlled Substance	01/23/2024	Firearm	FNH - 9 Millimeter - Pistol	Retained for Destruction	Administrative Forfeiture	---	---	---	---
Controlled Substance	01/23/2024	Firearm	Taurus - 0.22 Caliber - Pistol	Retained for Destruction	Administrative Forfeiture	---	---	---	---
Controlled Substance	01/23/2024	Firearm	Smith and Wesson - 0.36 Caliber - Revolver	Retained for Destruction	Administrative Forfeiture	---	---	---	---
Controlled Substance	01/23/2024	Firearm	Rock Island - 0.38 Caliber - Revolver	Retained for Destruction	Administrative Forfeiture	---	---	---	---
Controlled Substance	01/23/2024	Firearm	Glock - 0.4 Caliber - Pistol	Retained for Destruction	Administrative Forfeiture	---	---	---	---
Controlled Substance	01/23/2024	Firearm	Glock - 9 Millimeter - Pistol	Retained for Destruction	Administrative Forfeiture	---	---	---	---
Controlled Substance	01/23/2024	Firearm	Taurus - 9 Millimeter - Pistol	Retained for Destruction	Administrative Forfeiture	---	---	---	---
Controlled Substance	01/23/2024	Firearm	Smith and Wesson - 0.38 Caliber - Pistol	Retained for Destruction	Administrative Forfeiture	---	---	---	---
Controlled Substance	01/23/2024	Firearm	APF - 0.22 Caliber - Rifle	Retained for Destruction	Administrative Forfeiture	---	---	---	---
Controlled Substance	01/23/2024	Firearm	Springfield - 0.22 Caliber - Rifle	Retained for Destruction	Administrative Forfeiture	---	---	---	---
Controlled Substance	01/23/2024	Firearm	Ruger - 0.22 Caliber - Pistol	Retained for Destruction	Administrative Forfeiture	---	---	---	---
Controlled Substance	01/23/2024	Firearm	Remington Guns - 9 Millimeter - Pistol	Retained for Destruction	Administrative Forfeiture	---	---	---	---
Controlled Substance	01/23/2024	Firearm	Smith and Wesson - 0.45 Caliber - Pistol	Retained for Destruction	Administrative Forfeiture	---	---	---	---
Controlled Substance	01/23/2024	Firearm	Glock - 0.4 Caliber - Pistol	Retained for Destruction	Administrative Forfeiture	---	---	---	---
Controlled Substance	01/23/2024	Firearm	Century Arms - 8 Millimeter - Pistol	Retained for Destruction	Administrative Forfeiture	---	---	---	---
Controlled Substance	01/23/2024	Firearm	APF - 9 Millimeter - Rifle	Retained for Destruction	Administrative Forfeiture	---	---	---	---
Controlled Substance	01/23/2024	Firearm	APF - 8 Millimeter - Pistol	Retained for Destruction	Administrative Forfeiture	---	---	---	---
Controlled Substance	01/23/2024	Firearm	Freedom Ordinance - 9 Millimeter - Pistol	Retained for Destruction	Administrative Forfeiture	---	---	---	---
Controlled Substance	01/30/2024	Firearm	Walther - 9 Millimeter - Pistol	Retained for Destruction	Administrative Forfeiture	---	---	---	---

*When expenses exceed the gross amount received, the net proceeds available for distribution are shown as zero.

Table 2A
Property Seized Subject to State Forfeiture - Final Disposition - 2024
Sorted by Agency and Net Proceeds

Entity and Crime	Disposition Date	Type of Property	Property Detail	Disposition of Property	Basis of Disposition	Gross Sales	Expenses Paid	Amount Returned	Net Proceeds*
West Metro Drug Task Force (Continued)									
Controlled Substance	01/23/2024	Firearm	Winchester - 20 Gauge - Shotgun	Retained for Destruction	Administrative Forfeiture	---	---	---	---
Controlled Substance	03/27/2024	Firearm	Smith and Wesson - 9 Millimeter - Pistol	Retained for Destruction	Administrative Forfeiture	---	---	---	---
Controlled Substance	03/27/2024	Firearm	Huglu - 20 Gauge - Shotgun	Retained for Destruction	Administrative Forfeiture	---	---	---	---
Controlled Substance	03/26/2024	Firearm	Taurus - 9 Millimeter - Pistol	Retained for Destruction	Administrative Forfeiture	---	---	---	---
Controlled Substance	01/23/2024	Firearm	SCCY - 9 Millimeter - Pistol	Retained for Destruction	Administrative Forfeiture	---	---	---	---
Controlled Substance	03/27/2024	Firearm	Glock - 9 Millimeter - Pistol	Retained for Destruction	Administrative Forfeiture	---	---	---	---
Controlled Substance	03/27/2024	Firearm	Glock - 0.45 Caliber - Pistol	Retained for Destruction	Administrative Forfeiture	---	---	---	---
Controlled Substance	03/25/2024	Firearm	Taurus - 9 Millimeter - Pistol	Retained for Destruction	Administrative Forfeiture	---	---	---	---
Controlled Substance	01/23/2024	Firearm	Springfield - 9 Millimeter - Pistol	Retained for Destruction	Administrative Forfeiture	---	---	---	---
Controlled Substance	03/27/2024	Firearm	Ratical - 6 Millimeter - Pistol	Retained for Destruction	Administrative Forfeiture	---	---	---	---
Controlled Substance	03/27/2024	Firearm	Springfield - 0.4 Caliber - Pistol	Retained for Destruction	Administrative Forfeiture	---	---	---	---
Controlled Substance	03/27/2024	Firearm	Century Arms - 0.22 Caliber - Pistol	Retained for Destruction	Administrative Forfeiture	---	---	---	---
Controlled Substance	03/27/2024	Firearm	Romarm - 0.22 Caliber - Rifle	Retained for Destruction	Administrative Forfeiture	---	---	---	---
Controlled Substance	01/23/2024	Firearm	Meriva - 12 Gauge - Shotgun	Retained for Destruction	Administrative Forfeiture	---	---	---	---
Controlled Substance	05/01/2024	Vehicle	2008 Nissan Altima	Property Sold	Judicial Forfeiture	265	395	---	---
Controlled Substance	12/02/2024	Cash		Returned to Owner	Agreement	2,810	---	2,810	---
Controlled Substance	11/13/2024	Cash		Returned to Owner	Agreement	11,230	---	11,230	---
Controlled Substance	05/28/2024	Vehicle	2007 Chevrolet Silverado	Salvage Yard	Judicial Forfeiture	350	---	---	350
Controlled Substance	03/27/2024	Cash		Cash Forfeiture	Administrative Forfeiture	898	---	---	898
Controlled Substance	04/12/2024	Cash		Cash Forfeiture	Administrative Forfeiture	1,030	---	---	1,030
Controlled Substance	09/10/2024	Cash		Cash Forfeiture	Administrative Forfeiture	1,090	---	---	1,090
Controlled Substance	09/10/2024	Cash		Cash Forfeiture	Administrative Forfeiture	1,179	---	---	1,179
Controlled Substance	01/23/2024	Cash		Cash Forfeiture	Administrative Forfeiture	1,220	---	---	1,220
Controlled Substance	07/16/2024	Cash		Cash Forfeiture	Administrative Forfeiture	1,430	---	---	1,430
Controlled Substance	03/27/2024	Cash		Cash Forfeiture	Administrative Forfeiture	1,450	---	---	1,450
Controlled Substance	03/27/2024	Cash		Cash Forfeiture	Administrative Forfeiture	1,737	---	---	1,737
Controlled Substance	03/21/2024	Cash		Cash Forfeiture	Administrative Forfeiture	2,555	---	---	2,555
Controlled Substance	09/10/2024	Cash		Cash Forfeiture	Administrative Forfeiture	3,083	---	---	3,083
Controlled Substance	04/09/2024	Cash		Cash Forfeiture	Administrative Forfeiture	4,822	---	---	4,822
Controlled Substance	04/12/2024	Cash		Cash Forfeiture	Administrative Forfeiture	5,282	---	---	5,282
Controlled Substance	03/27/2024	Cash		Cash Forfeiture	Administrative Forfeiture	5,900	---	---	5,900
Controlled Substance	07/17/2024	Cash		Cash Forfeiture	Administrative Forfeiture	7,764	---	---	7,764
Controlled Substance	04/03/2024	Cash		Cash Forfeiture	Administrative Forfeiture	8,960	---	640	8,320
Controlled Substance	04/09/2024	Cash		Cash Forfeiture	Administrative Forfeiture	8,653	---	---	8,653

*When expenses exceed the gross amount received, the net proceeds available for distribution are shown as zero.

Table 2A
Property Seized Subject to State Forfeiture - Final Disposition - 2024
Sorted by Agency and Net Proceeds

Entity and Crime	Disposition Date	Type of Property	Property Detail	Disposition of Property	Basis of Disposition	Gross Sales	Expenses Paid	Amount Returned	Net Proceeds*
West Metro Drug Task Force (Continued)									
Controlled Substance	07/16/2024	Cash		Cash Forfeiture	Administrative Forfeiture	10,232	---	---	10,232
Controlled Substance	03/27/2024	Cash		Cash Forfeiture	Administrative Forfeiture	10,674	---	---	10,674
Controlled Substance	01/23/2024	Cash		Cash Forfeiture	Administrative Forfeiture	10,867	100	---	10,767
Controlled Substance	05/22/2024	Cash		Cash Forfeiture	Administrative Forfeiture	11,392	---	---	11,392
Controlled Substance	05/02/2024	Cash		Cash Forfeiture	Administrative Forfeiture	17,219	---	---	17,219
Controlled Substance	01/30/2024	Cash		Cash Forfeiture	Administrative Forfeiture	18,460	---	---	18,460
Controlled Substance	10/02/2024	Cash		Cash Forfeiture	Administrative Forfeiture	18,980	---	---	18,980
Controlled Substance	01/31/2024	Cash		Cash Forfeiture	Agreement	24,283	---	783	23,500
Controlled Substance	09/10/2024	Cash		Cash Forfeiture	Administrative Forfeiture	23,580	---	---	23,580
Agency Total						\$217,395	\$495	\$15,463	\$201,567

*When expenses exceed the gross amount received, the net proceeds available for distribution are shown as zero.

Table 2A
Property Seized Subject to State Forfeiture - Final Disposition - 2024
Sorted by Agency and Net Proceeds

Entity and Crime	Disposition Date	Type of Property	Property Detail	Disposition of Property	Basis of Disposition	Gross Sales	Expenses Paid	Amount Returned	Net Proceeds*
West Saint Paul Police Department									
Fleeing a Peace Officer	02/02/2024	Vehicle	2018 Toyota Camry	Returned to Owner	Agreement	---	---	---	---
Controlled Substance	11/27/2024	Vehicle	2022 Chevrolet Silverado	Returned to Owner	Agreement	---	---	---	---
Fleeing a Peace Officer	12/10/2024	Vehicle	2017 Kia Forte	Returned to Owner	Agreement	---	---	---	---
Fleeing a Peace Officer	05/10/2024	Vehicle	2006 BMW 750 Series	Returned to Owner	Agreement	---	---	---	---
Fleeing a Peace Officer	06/07/2024	Vehicle	2016 Ford Explorer	Returned to Lienholder	Agreement	---	---	---	---
Fleeing a Peace Officer	06/18/2024	Vehicle	2012 Honda CR-V 4WD	Returned to Owner	Court Ordered Return	---	---	---	---
Fleeing a Peace Officer	11/27/2024	Vehicle	2014 Dodge Durango	Returned to Owner	Agreement	---	---	---	---
Fleeing a Peace Officer	01/01/2024	Vehicle	2012 Ford	Returned to Owner	Court Ordered Return	---	---	---	---
Fleeing a Peace Officer	01/01/2024	Vehicle	2011 Chrysler 200	Returned to Owner	Agreement	---	---	---	---
DUI-Related	08/08/2024	Vehicle	2022 Jeep Cherokee 4WD	Returned to Owner	Agreement	---	---	---	---
DUI-Related	01/01/2024	Vehicle	1997 Dodge Grand Caravan	Salvage Yard	Administrative Forfeiture	---	---	---	---
DUI-Related	01/01/2024	Vehicle	2006 Honda Accord	Returned to Lienholder	Agreement	---	---	---	---
DUI-Related	01/01/2024	Vehicle	2003 Chevrolet Cavalier	Property Sold	Administrative Forfeiture	375	232	---	143
DUI-Related	08/08/2024	Motorcycle	2014	Property Sold	Administrative Forfeiture	176	---	---	176
Fleeing a Peace Officer	06/20/2024	Vehicle	2007 BMW 328i	Property Sold	Administrative Forfeiture	1,050	720	---	330
Fleeing a Peace Officer	02/24/2024	Vehicle	2000 Buick LeSabre	Salvage Yard	Administrative Forfeiture	425	93	---	332
DUI-Related	01/01/2024	Vehicle	2003 Ford Explorer	Returned to Lienholder	Administrative Forfeiture	425	64	---	361
DUI-Related	02/29/2024	Vehicle	2002 Chevrolet Cavalier	Salvage Yard	Administrative Forfeiture	425	64	---	361
DUI-Related	02/29/2024	Vehicle	2011 Cadillac DTS	Salvage Yard	Administrative Forfeiture	425	64	---	361
DUI-Related	02/24/2024	Vehicle	2010 Chevrolet Impala	Salvage Yard	Administrative Forfeiture	425	64	---	361
DUI-Related	01/20/2024	Vehicle	2005 Pontiac Montana	Property Sold	Administrative Forfeiture	383	---	---	383
DUI-Related	01/20/2024	Vehicle	2000 GMC Jimmy AWD	Property Sold	Administrative Forfeiture	425	---	---	425
DUI-Related	08/06/2024	Vehicle	1998 Jeep Cherokee 2WD	Property Sold	Administrative Forfeiture	580	37	---	543
DUI-Related	08/06/2024	Vehicle	2003 Chevrolet TrailBlazer	Property Sold	Administrative Forfeiture	810	37	---	773
Fleeing a Peace Officer	08/07/2024	Vehicle	2001 Volkswagen Jetta	Property Sold	Administrative Forfeiture	960	140	---	820
Fleeing a Peace Officer	08/07/2024	Vehicle	2003 Saturn Ion	Property Sold	Administrative Forfeiture	1,010	130	---	880
DUI-Related	08/07/2024	Vehicle	2012 Dodge Journey	Property Sold	Administrative Forfeiture	1,060	27	---	1,033
DUI-Related	08/05/2024	Vehicle	2006 Buick Lucerne FFV	Property Sold	Administrative Forfeiture	1,060	---	---	1,060
DUI-Related	02/24/2024	Vehicle	2010 Chevrolet Traverse AWD	Property Sold	Administrative Forfeiture	1,700	282	---	1,418
DUI-Related	02/24/2024	Vehicle	1995 Mercedes-Benz 500E	Property Sold	Administrative Forfeiture	2,700	432	---	2,268
DUI-Related	01/20/2024	Vehicle	2012 Jeep Patriot 4WD	Property Sold	Administrative Forfeiture	2,380	---	---	2,380
Agency Total						\$16,794	\$2,386	\$---	\$14,408

*When expenses exceed the gross amount received, the net proceeds available for distribution are shown as zero.

Table 2A
Property Seized Subject to State Forfeiture - Final Disposition - 2024
Sorted by Agency and Net Proceeds

Entity and Crime	Disposition Date	Type of Property	Property Detail	Disposition of Property	Basis of Disposition	Gross Sales	Expenses Paid	Amount Returned	Net Proceeds*
White Bear Lake Police Department									
Fleeing a Peace Officer	04/23/2024	Vehicle	2003 Ford Focus	Returned to Owner	Administrative Forfeiture	---	---	---	---
Fleeing a Peace Officer	11/27/2024	Vehicle	2010 Toyota Camry	Returned to Owner	Administrative Forfeiture	---	---	---	---
DUI-Related	04/23/2024	Vehicle	2008 Dodge Caliber	Property Sold	Administrative Forfeiture	170	412	---	---
Fleeing a Peace Officer	04/09/2024	Vehicle	2015 Toyota RAV4	Returned to Owner	Administrative Forfeiture	935	935	---	---
Controlled Substance	10/21/2024	Cash		Cash Forfeiture	Administrative Forfeiture	433	---	---	433
Controlled Substance	07/17/2024	Cash		Cash Forfeiture	Administrative Forfeiture	844	---	---	844
Controlled Substance	07/17/2024	Cash		Cash Forfeiture	Administrative Forfeiture	1,483	---	---	1,483
Controlled Substance	09/10/2024	Cash		Cash Forfeiture	Administrative Forfeiture	1,503	---	---	1,503
Agency Total						\$5,368	\$1,347	\$---	\$4,263
Wilkin County Sheriff's Office									
Controlled Substance	04/24/2024	Vehicle	2011 Ford F150	Returned to Owner	Court Ordered Return	---	---	---	---
DUI-Related	05/28/2024	Vehicle	2011 Honda CR-V 2WD	Property Sold	Administrative Forfeiture	4,640	---	---	4,640
Agency Total						\$4,640	\$---	\$---	\$4,640
Winona County Sheriff's Office									
DUI-Related	01/10/2024	Vehicle	1978 Chevrolet Malibu	Salvage Yard	Agreement	---	200	---	---
Fleeing a Peace Officer	01/10/2024	Vehicle	2002 Chevrolet Cavalier	Salvage Yard	Agreement	---	---	---	---
Fleeing a Peace Officer	03/22/2024	Vehicle	2004 Mitsubishi Eclipse	Salvage Yard	Agreement	---	---	---	---
DUI-Related	02/23/2024	Vehicle	2003 Chevrolet TrailBlazer	Property Sold	Administrative Forfeiture	355	250	---	105
DUI-Related	01/24/2024	Vehicle	2002 Saturn SL	Property Sold	Administrative Forfeiture	910	250	---	660
Fleeing a Peace Officer	02/02/2024	Vehicle	2002 Chevrolet Avalanche	Property Sold	Administrative Forfeiture	974	250	---	724
DUI-Related	03/22/2024	Vehicle	2014 Chevrolet Impala	Returned to Owner	Agreement	1,500	---	---	1,500
Agency Total						\$3,739	\$950	\$---	\$2,989
Winona Police Department									
Controlled Substance	10/02/2024	Vehicle	2020 Dodge Charger	Returned to Owner	Court Ordered Return	---	---	---	---
DUI-Related	08/26/2024	Vehicle	2013 Chevrolet Cruze	Returned to Owner	Agreement	---	---	---	---
Fleeing a Peace Officer	10/03/2024	Motorcycle	2002 Suzuki GSXR600	Returned to Owner	Court Ordered Return	---	---	---	---
Fleeing a Peace Officer	03/27/2024	Vehicle	2019 Hyundai Veloster	Returned to Owner	Agreement	250	---	---	250
Agency Total						\$250	\$---	\$---	\$250
Winsted Police Department									
DUI-Related	08/01/2024	Vehicle	2016 Buick Enclave AWD	Returned to Owner	Agreement	7,292	292	---	7,000
Agency Total						\$7,292	\$292	\$---	\$7,000

*When expenses exceed the gross amount received, the net proceeds available for distribution are shown as zero.

Table 2A
Property Seized Subject to State Forfeiture - Final Disposition - 2024
Sorted by Agency and Net Proceeds

Entity and Crime	Disposition Date	Type of Property	Property Detail	Disposition of Property	Basis of Disposition	Gross Sales	Expenses Paid	Amount Returned	Net Proceeds*
Woodbury Police Department									
DUI-Related	01/22/2024	Vehicle	2012 Chevrolet Captiva	Returned to Owner	Agreement	---	335	---	---
DUI-Related	05/21/2024	Vehicle	1995 Cadillac Eldorado	Returned to Owner	Agreement	---	335	---	---
DUI-Related	05/13/2024	Vehicle	2004 Chevrolet TrailBlazer	Property Sold	Administrative Forfeiture	275	515	---	---
DUI-Related	02/29/2024	Vehicle	2010 Toyota Sienna	Returned to Owner	Agreement	335	335	---	---
DUI-Related	08/13/2024	Vehicle	2010 Chrysler Sebring	Returned to Owner	Agreement	353	353	---	---
DUI-Related	03/26/2024	Vehicle	2019 Dodge Durango	Returned per Agreement	Agreement	365	365	---	---
Fleeing a Peace Officer	09/04/2024	Motorcycle	2002 Honda CBR954RR	Returned to Owner	Agreement	365	365	---	---
DUI-Related	09/27/2024	Vehicle	2017 Ford F150	Returned to Lienholder	Administrative Forfeiture	370	370	---	---
Fleeing a Peace Officer	03/08/2024	Vehicle	2019 Dodge Ram	Returned to Lienholder	Judicial Forfeiture	370	370	---	---
DUI-Related	09/04/2024	Vehicle	2011 Ford Explorer	Returned per Agreement	Agreement	370	370	---	---
DUI-Related	10/15/2024	Vehicle	2022 Tesla Model 3	Returned to Lienholder	Administrative Forfeiture	452	452	---	---
DUI-Related	07/03/2024	Vehicle	2016 Chevrolet Impala	Returned per Agreement	Agreement	464	464	---	---
DUI-Related	08/14/2024	Vehicle	2015 Infiniti Q50	Returned to Lienholder	Administrative Forfeiture	499	499	---	---
Theft	09/27/2024	Vehicle	2012 Ford F150	Returned to Lienholder	Judicial Forfeiture	500	500	---	---
Financial Transaction Fraud	08/12/2024	Vehicle	2023 Hyundai Santa Fe Sport 4WD	Returned to Owner	Agreement	685	685	---	---
DUI-Related	12/13/2024	Other		Property Sold	Administrative Forfeiture	600	60	---	540
DUI-Related	10/09/2024	Vehicle	2011 Honda Accord	Property Sold	Administrative Forfeiture	1,000	460	---	540
DUI-Related	01/09/2024	Vehicle	2002 Toyota Camry	Property Sold	Administrative Forfeiture	1,925	593	---	1,332
Fleeing a Peace Officer	10/09/2024	Vehicle	2014 Ford Mustang	Property Sold	Judicial Forfeiture	3,325	867	---	2,458
DUI-Related	11/18/2024	Vehicle	2010 Porsche Cayenne	Property Sold	Administrative Forfeiture	4,375	395	---	3,980
DUI-Related	09/03/2024	Vehicle	2023 Dodge Durango	Returned to Owner	Agreement	5,370	370	---	5,000
Controlled Substance	09/06/2024	Cash		Cash Forfeiture	Administrative Forfeiture	6,435	---	---	6,435
DUI-Related	04/02/2024	Vehicle	2022 Ford Ecosport	Property Sold	Administrative Forfeiture	13,620	1,757	---	11,863
Agency Total						\$42,053	\$10,815	\$---	\$32,148

*When expenses exceed the gross amount received, the net proceeds available for distribution are shown as zero.

Table 2A
Property Seized Subject to State Forfeiture - Final Disposition - 2024
Sorted by Agency and Net Proceeds

Entity and Crime	Disposition Date	Type of Property	Property Detail	Disposition of Property	Basis of Disposition	Gross Sales	Expenses Paid	Amount Returned	Net Proceeds*
Worthington Police Department									
DUI-Related	12/24/2024	Vehicle	2023 Chevrolet Truck	Returned to Lienholder	Administrative Forfeiture	68	68	---	---
DUI-Related	05/14/2024	Vehicle	2014 Toyota Unknown	Returned to Owner	Administrative Forfeiture	168	168	---	---
Fleeing a Peace Officer	02/02/2024	Vehicle	2014 Kia Forte	Returned to Owner	Administrative Forfeiture	421	421	---	---
DUI-Related	08/01/2024	Vehicle	2003 Honda Accord	Property Sold	Administrative Forfeiture	200	95	---	105
DUI-Related	10/22/2024	Vehicle	2009 Kia Optima	Property Sold	Judicial Forfeiture	420	95	---	325
Controlled Substance	01/30/2024	Cash		Cash Forfeiture	Administrative Forfeiture	550	---	---	550
Controlled Substance	01/30/2024	Vehicle	2006 Pontiac Grand Prix	Property Sold	Administrative Forfeiture	775	143	---	632
DUI-Related	06/05/2024	Vehicle	2005 Honda Accord	Property Sold	Administrative Forfeiture	780	93	---	687
DUI-Related	12/26/2024	Vehicle	2004 Honda Civic	Property Sold	Administrative Forfeiture	875	162	---	713
Fleeing a Peace Officer	06/21/2024	Vehicle	2001 GMC Sierra 1500	Property Sold	Administrative Forfeiture	825	96	---	729
DUI-Related	06/21/2024	Vehicle	2006 Chevrolet Silverado	Property Sold	Administrative Forfeiture	1,375	96	---	1,279
Fleeing a Peace Officer	09/16/2024	Vehicle	2011 Chevrolet Cruze	Property Sold	Judicial Forfeiture	2,525	220	---	2,305
Fleeing a Peace Officer	09/16/2024	Vehicle	2014 Nissan Altima	Property Sold	Judicial Forfeiture	2,825	466	---	2,359
DUI-Related	06/21/2024	Vehicle	2022 Chevrolet Unknown	Returned to Owner	Administrative Forfeiture	10,168	168	---	10,000
Agency Total						\$21,975	\$2,291	\$---	\$19,684
Wright County Sheriff's Office									
Fleeing a Peace Officer	06/21/2024	ATV	2018 Polaris Ranger	Returned to Owner	Agreement	---	---	---	---
Fleeing a Peace Officer	05/28/2024	Vehicle	2014 Chevrolet Equinox	Returned to Owner	Judicial Forfeiture	---	---	---	---
Fleeing a Peace Officer	06/04/2024	Vehicle	2010 Nissan Rogue	Returned to Owner	Agreement	---	---	---	---
Controlled Substance	08/06/2024	Vehicle	2009 Dodge Caliber	Property Destroyed	Agreement	---	---	---	---
Controlled Substance	11/07/2024	Vehicle	2003 Cadillac Escalade AWD	Returned to Owner	Administrative Forfeiture	---	248	---	---
Controlled Substance	11/25/2024	Firearm	Mossberg - 12 Gauge - Shotgun	Returned to Owner	Agreement	---	---	---	---
Controlled Substance	12/16/2024	Firearm	Stevens - 20 Gauge - Shotgun	Returned to Owner	Agreement	---	---	---	---
Controlled Substance	12/16/2024	Firearm	Remington Guns - 20 Gauge - Shotgun	Returned to Owner	Administrative Forfeiture	---	---	---	---
Controlled Substance	12/16/2024	Firearm	Savage - 7 Millimeter - Rifle	Returned to Owner	Administrative Forfeiture	---	---	---	---
Controlled Substance	12/16/2024	Firearm	Mossberg - 0.24 Caliber - Rifle	Returned to Owner	Administrative Forfeiture	---	---	---	---
Controlled Substance	12/16/2024	Firearm	Remington Guns - 12 Gauge - Shotgun	Returned to Owner	Administrative Forfeiture	---	---	---	---
Fleeing a Peace Officer	05/28/2024	Other		Returned to Owner	Judicial Forfeiture	---	---	---	---
DUI-Related	10/03/2024	Vehicle	2001 Chevrolet Monte Carlo	Property Destroyed	Agreement	28	535	---	---
Controlled Substance	12/18/2024	Vehicle	2019 Toyota Truck	Returned to Owner	Agreement	215	234	---	---
Controlled Substance	11/20/2024	Vehicle	2017 Chevrolet Impala	Returned to Lienholder	Agreement	218	218	---	---
Controlled Substance	12/11/2024	Vehicle	2002 Honda Civic	Property Sold	Administrative Forfeiture	221	347	---	---
Controlled Substance	11/15/2024	Vehicle	2017 Chevrolet Silverado	Returned to Lienholder	Agreement	247	255	---	---

*When expenses exceed the gross amount received, the net proceeds available for distribution are shown as zero.

Table 2A
Property Seized Subject to State Forfeiture - Final Disposition - 2024
Sorted by Agency and Net Proceeds

Entity and Crime	Disposition Date	Type of Property	Property Detail	Disposition of Property	Basis of Disposition	Gross Sales	Expenses Paid	Amount Returned	Net Proceeds*
Wright County Sheriff's Office (Continued)									
Fleeing a Peace Officer	04/08/2024	Vehicle	2020 Ram 1500 4WD	Returned to Owner	Agreement	250	250	---	---
DUI-Related	12/11/2024	Vehicle	1999 Ford Expedition	Property Sold	Administrative Forfeiture	280	340	---	---
Controlled Substance	09/24/2024	Vehicle	2007 Lexus GS 350	Property Sold	Administrative Forfeiture	314	348	---	---
Controlled Substance	03/01/2024	Vehicle	2015 Dodge Journey	Returned to Owner	Court Ordered Return	500	500	---	---
Controlled Substance	09/25/2024	Vehicle	2003 Dodge Ram	Property Sold	Administrative Forfeiture	675	1,006	---	---
Controlled Substance	01/02/2024	Cash		Returned to Owner	Administrative Forfeiture	1,430	---	1,430	---
Controlled Substance	06/26/2024	Cash		Property Abandoned	Agreement	3,679	---	3,679	---
Controlled Substance	06/26/2024	Cash		Returned to Owner	Agreement	6,390	---	6,390	---
Controlled Substance	09/11/2024	Cash		Cash Forfeiture	Administrative Forfeiture	64	---	---	64
Controlled Substance	10/14/2024	Firearm	F&W - 0.32 Caliber - Revolver	Property Sold	Administrative Forfeiture	93	18	---	75
Controlled Substance	10/03/2024	Cash		Property Abandoned	Agreement	115	25	---	90
Controlled Substance	10/14/2024	Firearm	Mossberg - 12 Gauge - Shotgun	Property Sold	Administrative Forfeiture	141	21	---	120
Controlled Substance	10/14/2024	Firearm	AMT - 0.38 Caliber - Pistol	Property Sold	Administrative Forfeiture	175	26	---	149
Controlled Substance	10/14/2024	Firearm	Stevens - 20 Gauge - Shotgun	Property Sold	Administrative Forfeiture	181	27	---	154
DUI-Related	05/20/2024	Vehicle	2017 Audi A4	Returned to Lienholder	Agreement	221	24	---	197
Controlled Substance	09/11/2024	Cash		Cash Forfeiture	Administrative Forfeiture	200	---	---	200
Controlled Substance	11/06/2024	Cash		Property Abandoned	Agreement	209	---	---	209
Controlled Substance	10/10/2024	Cash		Cash Forfeiture	Administrative Forfeiture	212	---	---	212
Controlled Substance	10/14/2024	Firearm	Hi-Point - 9 Millimeter - Pistol	Property Sold	Administrative Forfeiture	261	39	---	222
Controlled Substance	10/14/2024	Firearm	Taurus - 0.36 Caliber - Revolver	Property Sold	Administrative Forfeiture	298	44	---	254
Controlled Substance	12/11/2024	Firearm	Walther - 9 Millimeter - Pistol	Property Sold	Administrative Forfeiture	280	---	---	280
Controlled Substance	12/11/2024	Firearm	Tisas - 5 Millimeter - Unknown	Property Sold	Administrative Forfeiture	298	---	---	298
Controlled Substance	10/14/2024	Firearm	Anderson - 6 Millimeter - Rifle	Property Sold	Administrative Forfeiture	370	55	---	315
Controlled Substance	10/14/2024	Firearm	Viper - 9 Millimeter - Pistol	Property Sold	Administrative Forfeiture	450	68	---	382
Controlled Substance	10/14/2024	Firearm	Canik - 9 Millimeter - Pistol	Property Sold	Administrative Forfeiture	455	68	---	387
Controlled Substance	12/11/2024	Firearm	Kimber - 9 Millimeter - Pistol	Property Sold	Administrative Forfeiture	399	---	---	399
Controlled Substance	09/25/2024	Vehicle	2006 Pontiac Grand Prix	Property Sold	Administrative Forfeiture	960	499	---	461
Controlled Substance	09/11/2024	Cash		Cash Forfeiture	Administrative Forfeiture	500	---	---	500
Controlled Substance	10/14/2024	Firearm	DPMS - 6 Millimeter - Rifle	Property Sold	Administrative Forfeiture	576	57	---	519
Controlled Substance	09/11/2024	Cash		Cash Forfeiture	Administrative Forfeiture	531	---	---	531
Controlled Substance	10/14/2024	Firearm	Winchester - 28 Gauge - Rifle	Property Sold	Administrative Forfeiture	650	65	---	585
Controlled Substance	10/14/2024	Firearm	Citadel - 0.45 Caliber - Pistol	Property Sold	Administrative Forfeiture	675	67	---	608
Controlled Substance	12/04/2024	Cash		Cash Forfeiture	Administrative Forfeiture	648	---	---	648
Controlled Substance	12/11/2024	Vehicle	2007 Cadillac CTS	Property Sold	Administrative Forfeiture	1,035	329	---	706

*When expenses exceed the gross amount received, the net proceeds available for distribution are shown as zero.

Table 2A
Property Seized Subject to State Forfeiture - Final Disposition - 2024
Sorted by Agency and Net Proceeds

Entity and Crime	Disposition Date	Type of Property	Property Detail	Disposition of Property	Basis of Disposition	Gross Sales	Expenses Paid	Amount Returned	Net Proceeds*
Wright County Sheriff's Office (Continued)									
Controlled Substance	10/14/2024	Firearm	Browning - 12 Gauge - Rifle	Property Sold	Administrative Forfeiture	875	87	---	788
Controlled Substance	09/11/2024	Cash		Cash Forfeiture	Administrative Forfeiture	860	---	---	860
Controlled Substance	12/04/2024	Cash		Cash Forfeiture	Administrative Forfeiture	936	---	---	936
Controlled Substance	09/11/2024	Cash		Cash Forfeiture	Administrative Forfeiture	1,111	---	---	1,111
Controlled Substance	10/10/2024	Cash		Cash Forfeiture	Administrative Forfeiture	1,160	---	---	1,160
Controlled Substance	08/06/2024	Cash		Cash Forfeiture	Administrative Forfeiture	1,630	---	---	1,630
Controlled Substance	09/11/2024	Cash		Cash Forfeiture	Administrative Forfeiture	1,680	---	---	1,680
Controlled Substance	12/11/2024	Vehicle	2011 BMW 328xi	Property Sold	Administrative Forfeiture	2,070	348	---	1,722
DUI-Related	09/25/2024	Vehicle	2011 Dodge Charger	Property Sold	Administrative Forfeiture	2,205	308	---	1,897
Controlled Substance	12/11/2024	Vehicle	2007 Chevrolet Tahoe	Property Sold	Administrative Forfeiture	2,444	446	---	1,998
DUI-Related	12/11/2024	Vehicle	2012 Chevrolet Equinox	Property Sold	Administrative Forfeiture	2,397	327	---	2,070
Controlled Substance	12/04/2024	Cash		Cash Forfeiture	Administrative Forfeiture	3,173	---	---	3,173
Controlled Substance	04/17/2024	Cash		Cash Forfeiture	Administrative Forfeiture	3,272	---	---	3,272
Controlled Substance	09/25/2024	Vehicle	2011 GMC Sierra 1500	Property Sold	Agreement	4,050	311	---	3,739
Controlled Substance	09/11/2024	Cash		Cash Forfeiture	Administrative Forfeiture	4,200	---	---	4,200
Controlled Substance	10/10/2024	Cash		Cash Forfeiture	Administrative Forfeiture	9,230	---	3,230	6,000
Controlled Substance	10/10/2024	Cash		Cash Forfeiture	Administrative Forfeiture	6,885	---	---	6,885
Controlled Substance	01/17/2024	Cash		Cash Forfeiture	Court Ordered Return	31,271	---	21,271	10,000
Controlled Substance	09/11/2024	Cash		Cash Forfeiture	Administrative Forfeiture	10,309	---	---	10,309
Controlled Substance	04/17/2024	Cash		Cash Forfeiture	Administrative Forfeiture	18,680	---	---	18,680
Controlled Substance	12/04/2024	Cash		Cash Forfeiture	Administrative Forfeiture	34,991	---	8,091	26,900
Agency Total						\$167,873	\$7,540	\$44,091	\$117,575
Wyoming Police Department									
DUI-Related	03/25/2024	Vehicle	1999 Honda Accord	Property Sold	Administrative Forfeiture	405	91	---	314
DUI-Related	03/25/2024	Vehicle	2003 Chevrolet Silverado	Property Sold	Administrative Forfeiture	467	120	---	347
DUI-Related	03/25/2024	Vehicle	2002 Nissan Xterra 4WD	Property Sold	Administrative Forfeiture	1,275	114	---	1,161
DUI-Related	07/11/2024	Vehicle	2003 Mazda Tribute 4WD	Property Abandoned	Administrative Forfeiture	1,700	185	---	1,515
Check Forgery	04/10/2024	Vehicle	2009 Ford Escape	Property Sold	Judicial Forfeiture	1,982	188	---	1,794
Agency Total						\$5,829	\$698	\$---	\$5,131

*When expenses exceed the gross amount received, the net proceeds available for distribution are shown as zero.

Table 2A
Property Seized Subject to State Forfeiture - Final Disposition - 2024
Sorted by Agency and Net Proceeds

Entity and Crime	Disposition Date	Type of Property	Property Detail	Disposition of Property	Basis of Disposition	Gross Sales	Expenses Paid	Amount Returned	Net Proceeds*
Zumbrota Police Department									
DUI-Related	01/16/2024	Vehicle	2002 Chevrolet Avalanche	Returned to Owner	Court Ordered Return	660	660	---	---
Agency Total						\$660	\$660	\$---	\$---
Total for All Jurisdictions						\$5,570,902	\$963,588	\$658,189	\$4,324,389

*When expenses exceed the gross amount received, the net proceeds available for distribution are shown as zero.

Table 2B
Property Seized Subject to Federal Forfeiture - Final Disposition - 2024
Sorted by Agency and Net Proceeds

Entity and Crime	Disposition Date	Type of Property	Property Detail	Disposition of Property	Basis of Disposition	Federalization Process	Forfeiture Initiation	Amount Seized	Equitable Sharing Program-Amount Received
Anoka-Hennepin Drug Task Force									
Controlled Substance	07/16/2024	Cash		Cash Forfeiture	Administrative Forfeiture	Adoption	Administrative	33,808	13,844
Controlled Substance	07/16/2024	Cash		Cash Forfeiture	Administrative Forfeiture	Adoption	Administrative	30,876	24,083
Controlled Substance	07/16/2024	Cash		Cash Forfeiture	Judicial Forfeiture	Adoption	Judicial	100,000	77,962
Controlled Substance	05/21/2024	Cash		Cash Forfeiture	Judicial Forfeiture	Adoption	Administrative	309,186	241,165
Agency Total								473,870	\$357,054
Bloomington Police Department									
Controlled Substance	11/20/2024	Cash		Cash Forfeiture	Administrative Forfeiture	Joint Task Force	Administrative	5,000	3,900
Agency Total								5,000	\$3,900
Bureau of Criminal Apprehension									
Controlled Substance	07/16/2024	Cash		Cash Forfeiture	Judicial Forfeiture	Joint Task Force	Judicial	3,237	568
Controlled Substance	05/21/2024	Vehicle	2014 Jeep Wrangler 4WD	Property Sold	Administrative Forfeiture	Joint Task Force	Judicial	0	573
Controlled Substance	11/20/2024	Cash		Cash Forfeiture	Administrative Forfeiture	Joint Task Force	Administrative	8,105	790
Controlled Substance	12/30/2024	Cash		Cash Forfeiture	Administrative Forfeiture	Joint Task Force	Administrative	12,096	943
Controlled Substance	11/20/2024	Cash		Cash Forfeiture	Administrative Forfeiture	Joint Task Force	Administrative	24,870	1,091
Controlled Substance	11/20/2024	Cash		Cash Forfeiture	Administrative Forfeiture	Joint Task Force	Administrative	36,500	1,423
Controlled Substance	11/20/2024	Cash		Cash Forfeiture	Administrative Forfeiture	Joint Task Force	Administrative	9,010	1,756
Controlled Substance	07/15/2024	Cash		Cash Forfeiture	Judicial Forfeiture	Joint Task Force	Judicial	183,761	1,791
Controlled Substance	11/18/2024	Cash		Cash Forfeiture	Administrative Forfeiture	Joint Task Force	Administrative	48,360	1,886
Controlled Substance	07/16/2024	Cash		Cash Forfeiture	Judicial Forfeiture	Joint Task Force	Judicial	33,808	2,307
Controlled Substance	11/20/2024	Cash		Cash Forfeiture	Administrative Forfeiture	Joint Task Force	Administrative	97,880	2,862
Controlled Substance	12/27/2024	Cash		Cash Forfeiture	Administrative Forfeiture	Joint Task Force	Administrative	20,660	3,021
Controlled Substance	05/21/2024	Cash		Cash Forfeiture	Administrative Forfeiture	Joint Task Force	Administrative	16,344	3,187
Controlled Substance	08/15/2024	Cash		Cash Forfeiture	Administrative Forfeiture	Adoption	Administrative	142,885	6,965
Controlled Substance	07/16/2024	Cash		Cash Forfeiture	Administrative Forfeiture	Joint Task Force	Administrative	105,190	8,204
Controlled Substance	12/30/2024	Cash		Cash Forfeiture	Administrative Forfeiture	Joint Task Force	Administrative	25,190	8,596
Controlled Substance	05/21/2024	Cash		Cash Forfeiture	Judicial Forfeiture	Joint Task Force	Judicial	85,704	10,862
Controlled Substance	05/21/2024	Cash		Cash Forfeiture	Administrative Forfeiture	Joint Task Force	Administrative	109,800	14,452
Controlled Substance	05/21/2024	Cash		Cash Forfeiture	Judicial Forfeiture	Joint Task Force	Judicial	47,700	16,908
Other	12/30/2024	Cash		Cash Forfeiture	Judicial Forfeiture	Joint Task Force	Administrative	1,124,349	53,324
Controlled Substance	12/18/2024	Cash		Cash Forfeiture	Judicial Forfeiture	Joint Task Force	Judicial	7,985,623	187,795
Agency Total								10,121,072	\$329,304

Table 2B
Property Seized Subject to Federal Forfeiture - Final Disposition - 2024
Sorted by Agency and Net Proceeds

Entity and Crime	Disposition Date	Type of Property	Property Detail	Disposition of Property	Basis of Disposition	Federalization Process	Forfeiture Initiation	Amount Seized	Equitable Sharing Program-Amount Received
Dakota County Drug Task Force									
Conspiracy	02/05/2024	Cash		Property Forwarded	Judicial Forfeiture	Joint Task Force	Administrative	13,860	---
Agency Total								13,860	\$---
East Central Drug Task Force									
Controlled Substance	07/16/2024	Cash		Cash Forfeiture	Judicial Forfeiture	Adoption	Judicial	1,900	1,482
Agency Total								1,900	\$1,482
Hennepin County Violent Offenders Task Force									
Controlled Substance	09/23/2024	Cash		Cash Forfeiture	Administrative Forfeiture	Adoption	Administrative	13,850	10,803
Agency Total								13,850	\$10,803
Metropolitan Airports Commission Police Department									
Controlled Substance	12/30/2024	Cash		Cash Forfeiture	Administrative Forfeiture	Joint Task Force	Administrative	12,096	943
Controlled Substance	09/24/2024	Cash		Cash Forfeiture	Administrative Forfeiture	Joint Task Force	Administrative	3,498	1,057
Controlled Substance	09/23/2024	Cash		Cash Forfeiture	Administrative Forfeiture	Joint Task Force	Administrative	13,218	1,450
Controlled Substance	11/20/2024	Cash		Cash Forfeiture	Administrative Forfeiture	Joint Task Force	Administrative	7,870	1,535
Controlled Substance	12/30/2024	Cash		Cash Forfeiture	Administrative Forfeiture	Joint Task Force	Administrative	8,000	1,685
Controlled Substance	12/30/2024	Cash		Cash Forfeiture	Administrative Forfeiture	Joint Task Force	Administrative	8,722	1,871
Controlled Substance	02/14/2024	Cash		Cash Forfeiture	Administrative Forfeiture	Joint Task Force	Administrative	10,100	2,027
Controlled Substance	11/20/2024	Cash		Cash Forfeiture	Administrative Forfeiture	Joint Task Force	Administrative	5,360	2,352
Controlled Substance	11/20/2024	Cash		Cash Forfeiture	Administrative Forfeiture	Joint Task Force	Administrative	10,042	2,546
Controlled Substance	09/23/2024	Cash		Cash Forfeiture	Administrative Forfeiture	Joint Task Force	Administrative	11,540	2,633
Controlled Substance	11/20/2024	Cash		Cash Forfeiture	Administrative Forfeiture	Joint Task Force	Administrative	18,840	2,939
Controlled Substance	09/23/2024	Cash		Cash Forfeiture	Administrative Forfeiture	Joint Task Force	Administrative	60,590	2,954
Controlled Substance	12/30/2024	Cash		Cash Forfeiture	Administrative Forfeiture	Joint Task Force	Administrative	10,480	3,168
Controlled Substance	09/24/2024	Cash		Cash Forfeiture	Administrative Forfeiture	Joint Task Force	Administrative	17,394	3,202
Controlled Substance	09/23/2024	Cash		Cash Forfeiture	Administrative Forfeiture	Joint Task Force	Administrative	22,000	3,764
Controlled Substance	11/20/2024	Cash		Cash Forfeiture	Administrative Forfeiture	Joint Task Force	Administrative	9,100	3,993
Controlled Substance	11/20/2024	Cash		Cash Forfeiture	Administrative Forfeiture	Joint Task Force	Administrative	9,540	4,000
Controlled Substance	09/23/2024	Cash		Cash Forfeiture	Administrative Forfeiture	Joint Task Force	Administrative	14,450	4,436
Controlled Substance	11/20/2024	Cash		Cash Forfeiture	Administrative Forfeiture	Joint Task Force	Administrative	20,825	5,076
Controlled Substance	09/23/2024	Cash		Cash Forfeiture	Administrative Forfeiture	Joint Task Force	Administrative	36,500	5,423
Controlled Substance	09/24/2024	Cash		Cash Forfeiture	Administrative Forfeiture	Joint Task Force	Administrative	18,050	5,545

Table 2B
Property Seized Subject to Federal Forfeiture - Final Disposition - 2024
Sorted by Agency and Net Proceeds

Entity and Crime	Disposition Date	Type of Property	Property Detail	Disposition of Property	Basis of Disposition	Federalization Process	Forfeiture Initiation	Amount Seized	Equitable Sharing Program-Amount Received
Metropolitan Airports Commission Police Department (Continued)									
Controlled Substance	09/23/2024	Cash		Cash Forfeiture	Administrative Forfeiture	Joint Task Force	Administrative	33,000	6,435
Controlled Substance	09/24/2024	Cash		Cash Forfeiture	Administrative Forfeiture	Joint Task Force	Administrative	20,957	6,437
Controlled Substance	11/20/2024	Cash		Cash Forfeiture	Administrative Forfeiture	Joint Task Force	Administrative	22,540	6,593
Controlled Substance	03/19/2024	Cash		Cash Forfeiture	Administrative Forfeiture	Joint Task Force	Administrative	38,419	7,207
Controlled Substance	09/24/2024	Cash		Cash Forfeiture	Administrative Forfeiture	Joint Task Force	Administrative	19,140	7,278
Controlled Substance	12/30/2024	Cash		Cash Forfeiture	Administrative Forfeiture	Joint Task Force	Administrative	27,720	7,775
Controlled Substance	09/23/2024	Cash		Cash Forfeiture	Administrative Forfeiture	Joint Task Force	Administrative	27,102	8,089
Controlled Substance	07/16/2024	Cash		Cash Forfeiture	Administrative Forfeiture	Joint Task Force	Administrative	105,190	8,205
Controlled Substance	09/24/2024	Cash		Cash Forfeiture	Administrative Forfeiture	Joint Task Force	Administrative	34,385	8,595
Controlled Substance	09/24/2024	Cash		Cash Forfeiture	Administrative Forfeiture	Joint Task Force	Administrative	88,650	8,643
Controlled Substance	03/19/2024	Cash		Cash Forfeiture	Administrative Forfeiture	Joint Task Force	Administrative	92,390	9,008
Controlled Substance	03/19/2024	Cash		Cash Forfeiture	Administrative Forfeiture	Joint Task Force	Administrative	95,980	12,165
Controlled Substance	09/24/2024	Cash		Cash Forfeiture	Administrative Forfeiture	Joint Task Force	Administrative	33,105	12,588
Controlled Substance	12/27/2024	Cash		Cash Forfeiture	Administrative Forfeiture	Joint Task Force	Administrative	38,800	18,726
Controlled Substance	03/19/2024	Cash		Cash Forfeiture	Administrative Forfeiture	Joint Task Force	Administrative	116,293	20,410
Controlled Substance	09/24/2024	Cash		Cash Forfeiture	Administrative Forfeiture	Joint Task Force	Administrative	67,020	20,584
Controlled Substance	09/23/2024	Cash		Cash Forfeiture	Administrative Forfeiture	Joint Task Force	Administrative	77,573	23,827
Controlled Substance	11/20/2024	Cash		Cash Forfeiture	Administrative Forfeiture	Joint Task Force	Administrative	148,400	57,876
Agency Total								1,414,879	\$313,040
Minnesota State Patrol									
Controlled Substance	12/30/2024	Cash		Cash Forfeiture	Administrative Forfeiture	Joint Task Force	Administrative	11,868	578
Conspiracy	11/20/2024	Cash		Cash Forfeiture	Administrative Forfeiture	Joint Task Force	Administrative	5,360	940
Conspiracy	11/20/2024	Cash		Cash Forfeiture	Administrative Forfeiture	Joint Task Force	Administrative	9,540	1,023
Conspiracy	07/16/2024	Cash		Returned to Owner	Judicial Forfeiture	Joint Task Force	Judicial	27,313	1,164
Controlled Substance	09/24/2024	Cash		Returned to Owner	Administrative Forfeiture	Joint Task Force	Administrative	13,218	1,450
Conspiracy	09/24/2024	Cash		Cash Forfeiture	Administrative Forfeiture	Joint Task Force	Administrative	19,140	1,492
Controlled Substance	12/27/2024	Cash		Returned to Owner	Judicial Forfeiture	Joint Task Force	Judicial	27,720	1,554
Conspiracy	11/20/2024	Cash		Cash Forfeiture	Administrative Forfeiture	Joint Task Force	Administrative	9,100	1,597
Controlled Substance	09/24/2024	Cash		Cash Forfeiture	Administrative Forfeiture	Joint Task Force	Administrative	3,498	1,671
Conspiracy	12/30/2024	Cash		Cash Forfeiture	Administrative Forfeiture	Joint Task Force	Administrative	7,999	1,684
Controlled Substance	12/30/2024	Cash		Cash Forfeiture	Administrative Forfeiture	Joint Task Force	Administrative	8,722	1,870
Controlled Substance	02/13/2024	Cash		Property Forwarded	Administrative Forfeiture	Joint Task Force	Administrative	10,100	2,027

Table 2B
Property Seized Subject to Federal Forfeiture - Final Disposition - 2024
Sorted by Agency and Net Proceeds

Entity and Crime	Disposition Date	Type of Property	Property Detail	Disposition of Property	Basis of Disposition	Federalization Process	Forfeiture Initiation	Amount Seized	Equitable Sharing Program-Amount Received
Minnesota State Patrol (Continued)									
Controlled Substance	12/30/2024	Cash		Cash Forfeiture	Administrative Forfeiture	Joint Task Force	Administrative	12,096	2,122
Conspiracy	09/23/2024	Cash		Returned to Owner	Judicial Forfeiture	Joint Task Force	Judicial	33,000	2,413
Controlled Substance	11/20/2024	Cash		Cash Forfeiture	Administrative Forfeiture	Joint Task Force	Administrative	10,042	2,447
Conspiracy	09/23/2024	Cash		Cash Forfeiture	Administrative Forfeiture	Joint Task Force	Administrative	11,540	2,632
Controlled Substance	08/15/2024	Cash		Cash Forfeiture	Administrative Forfeiture	Joint Task Force	Administrative	142,885	2,786
Conspiracy	09/23/2024	Cash		Returned to Owner	Judicial Forfeiture	Joint Task Force	Judicial	60,590	2,953
Controlled Substance	11/20/2024	Cash		Cash Forfeiture	Administrative Forfeiture	Joint Task Force	Administrative	7,870	3,069
Conspiracy	12/30/2024	Cash		Cash Forfeiture	Administrative Forfeiture	Joint Task Force	Administrative	10,480	3,167
Conspiracy	09/24/2024	Cash		Returned to Owner	Judicial Forfeiture	Joint Task Force	Judicial	17,394	3,202
Conspiracy	12/18/2024	Cash		Cash Forfeiture	Administrative Forfeiture	Joint Task Force	Administrative	38,800	3,404
Conspiracy	05/21/2024	Cash		Returned to Owner	Judicial Forfeiture	Joint Task Force	Judicial	47,700	3,675
Conspiracy	09/24/2024	Cash		Returned to Owner	Administrative Forfeiture	Joint Task Force	Administrative	22,000	3,764
Controlled Substance	03/19/2024	Cash		Returned to Owner	Administrative Forfeiture	Joint Task Force	Administrative	38,419	4,118
Controlled Substance	09/23/2024	Cash		Property Forwarded	Administrative Forfeiture	Joint Task Force	Administrative	14,450	4,436
Conspiracy	05/21/2024	Cash		Cash Forfeiture	Judicial Forfeiture	Joint Task Force	Judicial	85,704	5,013
Controlled Substance	09/24/2024	Cash		Returned to Owner	Judicial Forfeiture	Joint Task Force	Judicial	34,385	5,443
Controlled Substance	09/23/2024	Cash		Cash Forfeiture	Administrative Forfeiture	Joint Task Force	Administrative	18,050	5,545
Conspiracy	09/23/2024	Cash		Cash Forfeiture	Administrative Forfeiture	Joint Task Force	Administrative	20,957	6,436
Conspiracy	11/20/2024	Cash		Cash Forfeiture	Administrative Forfeiture	Joint Task Force	Administrative	22,540	6,592
Controlled Substance	09/23/2024	Cash		Cash Forfeiture	Judicial Forfeiture	Joint Task Force	Judicial	27,102	8,089
Conspiracy	11/20/2024	Cash		Cash Forfeiture	Administrative Forfeiture	Joint Task Force	Administrative	18,840	9,551
Controlled Substance	09/23/2024	Cash		Cash Forfeiture	Administrative Forfeiture	Joint Task Force	Administrative	33,105	10,005
Conspiracy	11/20/2024	Cash		Cash Forfeiture	Administrative Forfeiture	Joint Task Force	Administrative	20,825	10,355
Controlled Substance	05/21/2024	Cash		Cash Forfeiture	Administrative Forfeiture	Joint Task Force	Administrative	33,000	10,617
Conspiracy	12/30/2024	Cash		Cash Forfeiture	Administrative Forfeiture	Joint Task Force	Administrative	16,550	13,240
Controlled Substance	07/16/2024	Cash		Returned to Owner	Judicial Forfeiture	Joint Task Force	Judicial	28,460	16,768
Conspiracy	09/23/2024	Cash		Cash Forfeiture	Administrative Forfeiture	Joint Task Force	Administrative	36,500	17,862
Controlled Substance	07/16/2024	Cash		Cash Forfeiture	Administrative Forfeiture	Joint Task Force	Administrative	105,190	18,460
Controlled Substance	09/24/2024	Cash		Cash Forfeiture	Judicial Forfeiture	Joint Task Force	Judicial	67,020	20,584
Controlled Substance	03/19/2024	Cash		Cash Forfeiture	Administrative Forfeiture	Joint Task Force	Administrative	95,980	22,459
Controlled Substance	09/24/2024	Cash		Cash Forfeiture	Judicial Forfeiture	Joint Task Force	Judicial	77,573	23,827
Controlled Substance	11/20/2024	Cash		Cash Forfeiture	Administrative Forfeiture	Joint Task Force	Administrative	34,460	27,568
Controlled Substance	06/17/2024	Cash		Returned to Owner	Court Ordered Return	Joint Task Force	Administrative	74,300	31,400

Table 2B
Property Seized Subject to Federal Forfeiture - Final Disposition - 2024
Sorted by Agency and Net Proceeds

Entity and Crime	Disposition Date	Type of Property	Property Detail	Disposition of Property	Basis of Disposition	Federalization Process	Forfeiture Initiation	Amount Seized	Equitable Sharing Program-Amount Received
Minnesota State Patrol (Continued)									
Conspiracy	12/30/2024	Cash		Returned to Owner	Court Ordered Return	Joint Task Force	Administrative	56,100	31,864
Controlled Substance	03/19/2024	Cash		Cash Forfeiture	Administrative Forfeiture	Joint Task Force	Administrative	116,293	40,820
Agency Total								1,643,778	\$403,736
Paul Bunyan Drug Task Force									
Controlled Substance	08/30/2024	Cash		Property Forwarded	Administrative Forfeiture	Adoption	Administrative	2,010	---
Agency Total								2,010	\$---
Washington County Sheriff's Office									
Controlled Substance	09/24/2024	Cash		Cash Forfeiture	Administrative Forfeiture	Joint Task Force	Administrative	24,870	1,212
Controlled Substance	11/20/2024	Cash		Cash Forfeiture	Administrative Forfeiture	Joint Task Force	Administrative	8,105	1,976
Controlled Substance	07/16/2024	Cash		Cash Forfeiture	Judicial Forfeiture	Joint Task Force	Judicial	33,808	3,296
Controlled Substance	11/20/2024	Cash		Cash Forfeiture	Administrative Forfeiture	Joint Task Force	Administrative	36,500	7,473
Controlled Substance	11/20/2024	Cash		Cash Forfeiture	Administrative Forfeiture	Joint Task Force	Administrative	48,360	11,316
Controlled Substance	11/20/2024	Cash		Cash Forfeiture	Administrative Forfeiture	Joint Task Force	Administrative	97,880	20,041
Controlled Substance	09/23/2024	Cash		Cash Forfeiture	Administrative Forfeiture	Joint Task Force	Administrative	51,393	40,087
Controlled Substance	12/18/2024	Cash		Cash Forfeiture	Judicial Forfeiture	Joint Task Force	Judicial	7,985,623	187,795
Agency Total								8,286,539	\$273,196
West Metro Drug Task Force									
Controlled Substance	12/13/2024	Cash		Cash Forfeiture	Administrative Forfeiture	Adoption	Administrative	23,566	3,159
Controlled Substance	05/21/2024	Cash		Cash Forfeiture	Administrative Forfeiture	Joint Task Force	Administrative	109,800	14,238
Agency Total								133,366	\$17,397
Total for All Jurisdictions								22,110,124	\$1,709,912

Table 3A
Summary of State Forfeiture Activity by Agency - 2024
Sorted by Agency

Agency Name	Gross Sales Value (\$)	Expenses Paid (\$)	Amount Returned (\$)	Net Proceeds (\$)	Number of Forfeiture Incidents
Aitkin County Sheriff's Office	3,900	5,458	---	1,574	5
Aitkin-Itasca-Mille Lacs Violent Crimes Enforcement Team	21,521	1,521	13,326	6,968	35
Albert Lea Police Department	8,353	25	---	8,328	4
Alcohol and Gambling Enforcement Division	3,214	---	---	3,214	1
Alexandria Police Department	21,633	---	---	21,633	1
Anoka County Sheriff's Office	2,442	---	---	2,442	2
Anoka Police Department	5,400	---	900	4,500	7
Anoka-Hennepin Drug Task Force	228,363	168	7,727	220,468	22
Atwater Police Department	2,380	175	---	2,205	2
Austin Police Department	11,890	2,048	---	9,842	13
Avon Police Department	1,316	378	---	938	1
Barnesville Police Department	7,187	1,625	---	5,562	5
Baxter Police Department	241	241	---	---	4
Becker County Sheriff's Office	268	---	---	268	1
Becker Police Department	3,319	140	---	3,179	2
Belgrade Brooten Police Board	1,210	600	---	1,010	3
Belle Plaine Police Department	30,213	---	---	30,213	4
Beltrami County Sheriff's Office	9,705	321	---	9,384	7
Bemidji Police Department	147,585	810	5,500	141,275	16
Big Lake Police Department	1,109	1,820	---	224	2
Big Stone County Sheriff's Office	2,834	2,834	---	---	1
Blaine Police Department	42,412	5,641	---	37,275	9
Bloomington Police Department	132,165	8,793	1,620	121,918	41
Blue Earth County Sheriff's Office	3,435	688	---	2,747	3
Brainerd Police Department	757	---	---	757	3
Breezy Point Police Department	256	---	---	256	2
Breitung Police Department	2,125	148	---	1,977	1
Brown County Sheriff's Office	1,575	243	---	1,332	3
Brown-Lyon-Redwood-Renville Drug Task Force	28,079	1,617	141	26,737	9
Buffalo Ridge Drug Task Force	64,450	500	---	63,950	17
Burnsville Police Department	950	1,156	---	---	1
Callaway/Ogema Police Department	427	50	---	377	1
Cannon River Drug and Violent Offender Task Force	44,450	134	1,237	43,098	21
Carlton County Sheriff's Office	4,009	1,060	2,949	---	8
Carver County Sheriff's Office	2,526	1,526	---	1,000	5
CEE-VI Drug Task Force	33,668	1,043	---	32,625	70
Centennial Lakes Police Department	15,293	1,542	---	13,751	15

Table 3A
Summary of State Forfeiture Activity by Agency - 2024
Sorted by Agency

Agency Name	Gross Sales Value (\$)	Expenses Paid (\$)	Amount Returned (\$)	Net Proceeds (\$)	Number of Forfeiture Incidents
Central Minnesota Violent Offenders Task Force	87,879	---	5,918	81,961	55
Champlin Police Department	2,271	---	---	2,271	5
Chaska Police Department	500	---	---	500	1
Chisago County Sheriff's Office	25,836	3,126	---	22,710	14
Clay County Sheriff's Office	38,798	1,615	---	37,183	13
Cloquet Police Department	493	---	---	493	2
Cold Spring Police Department	2,795	---	---	2,795	1
Columbia Heights Police Department	---	---	---	---	1
Coon Rapids Police Department	42,392	20,498	---	25,600	29
Cottage Grove Police Department	4,424	2,143	---	2,281	8
Crosby Police Department	549	313	---	236	3
Crow Wing County Sheriff's Office	5,092	---	---	5,092	4
Crystal Police Department	6,034	---	---	6,034	4
Dakota County Drug Task Force	155,862	6,700	46,791	102,371	53
Dakota County Sheriff's Office	12,826	1,202	---	11,624	4
Deephaven Police Department	---	---	---	---	1
Deer River Police Department	2,860	858	---	2,002	2
Detroit Lakes Police Department	9,901	---	---	9,901	1
Dilworth Police Department	23,999	3,109	---	20,890	7
DNR, Enforcement Division	202,265	27,618	---	174,647	348
Dodge County Sheriff's Office	2,262	2,697	---	---	8
Douglas County Sheriff's Office	7,809	1,289	---	6,520	8
Duluth Police Department	17,309	6,553	---	10,760	22
Eagan Police Department	3,512	2,680	---	1,516	3
East Central Drug Task Force	23,553	---	2,800	20,753	23
East Grand Forks Police Department	14,200	1,302	---	12,898	5
East Metro Sex Trafficking Task Force	2,149	---	1,849	300	4
Eden Prairie Police Department	3,570	6,982	---	---	6
Edina Police Department	32,794	1,141	---	31,653	27
Elk River Police Department	2,084	1,512	---	938	8
Elko New Market Police Department	780	430	---	350	1
Faribault County Sheriff's Office	7,671	324	---	7,347	10
Fergus Falls Police Department	5,767	2,131	2,378	1,258	12
Fillmore County Sheriff's Office	2,213	313	---	1,900	3
Fond du Lac Tribal Police Department	2,707	---	1,000	1,707	1
Forest Lake Police Department	10,900	761	---	10,139	3
Frazee Police Department	10,500	---	---	10,500	2

Table 3A
Summary of State Forfeiture Activity by Agency - 2024
Sorted by Agency

Agency Name	Gross Sales Value (\$)	Expenses Paid (\$)	Amount Returned (\$)	Net Proceeds (\$)	Number of Forfeiture Incidents
Freeborn County Sheriff's Office	---	447	---	---	1
Fridley Police Department	4,467	3,907	---	1,054	7
Gaylord Police Department	5,175	531	---	4,644	1
Gilbert Police Department	---	---	---	---	1
Glencoe Police Department	1,916	601	---	1,315	3
Glenwood Police Department	---	---	---	---	1
Goodview Police Department	5,250	450	---	4,800	3
Grand Rapids Police Department	210	---	---	210	3
Grant County Sheriff's Office	411	---	---	411	1
Hastings Police Department	---	---	---	---	6
Hector Police Department	7,000	9,562	---	---	1
Hennepin County Sheriff's Office	3,295	1,040	---	2,255	6
Hennepin County Violent Offenders Task Force	282,279	100	1,000	281,179	33
Hibbing Police Department	200	---	---	200	1
Hopkins Police Department	2,213	1,105	---	1,420	5
Houston County Sheriff's Office	300	527	---	---	1
Hubbard County Sheriff's Office	14,868	4,674	456	10,299	30
International Falls Police Department	---	---	---	---	1
Inver Grove Heights Public Safety Department	14,026	3,756	2,589	7,681	8
Itasca County Sheriff's Office	7,658	690	---	7,155	3
Jordan Police Department	2,703	---	---	2,703	5
Kanabec County Sheriff's Office	---	---	---	---	2
Kandiyohi County Sheriff's Office	19,693	1,215	---	18,478	7
Kasson Police Department	490	490	---	---	1
Keewatin Police Department	2,605	1,105	---	1,500	2
Lac qui Parle County Sheriff's Office	1,240	---	---	1,240	2
Lake Superior Drug and Violent Crime Task Force	174,218	52	---	174,166	24
Lakes Area Drug Investigative Division	28,301	---	---	28,301	3
Lakes Area Police District	400	400	---	---	1
Le Sueur County Sheriff's Office	1,590	590	---	1,000	3
Le Sueur Police Department	300	90	---	210	1
Lino Lakes Police Department	4,870	2,752	---	2,465	7
Lonsdale Police Department	---	242	---	---	1
Lyon County Sheriff's Office	340	340	---	---	1
Madison Lake Police Department	200	157	---	43	1
Mahnomen County Sheriff's Office	---	---	---	---	1
Mankato Department of Public Safety	16,546	3,815	---	12,731	25

Table 3A
Summary of State Forfeiture Activity by Agency - 2024
Sorted by Agency

Agency Name	Gross Sales Value (\$)	Expenses Paid (\$)	Amount Returned (\$)	Net Proceeds (\$)	Number of Forfeiture Incidents
Maple Grove Police Department	5,245	200	---	5,045	5
Mapleton Police Department	4,025	269	---	3,756	1
Maplewood Police Department	12,843	---	---	12,843	4
Marshall Police Department	1,110	160	---	950	2
McLeod County Sheriff's Office	3,649	801	---	2,848	3
Meeker County Sheriff's Office	384	---	90,140	384	2
Melrose Police Department	500	270	---	230	2
Metropolitan Airports Commission Police Department	2,719	432	---	2,287	4
Milaca Police Department	9,000	---	---	9,000	2
Mille Lacs County Sheriff's Office	115	---	---	115	1
Mille Lacs Tribal Police Department	8,653	1,876	---	6,777	6
Minneapolis Park Police Department	1,200	---	---	1,200	1
Minneapolis Police Department	473,636	3,198	872	469,566	304
Minnesota Financial Crimes Task Force	3,508	---	3,508	---	2
Minnesota River Valley Drug Task Force	120,192	98	---	120,094	14
Minnesota State Patrol	544,017	522,007	116,001	136,759	643
Minnetonka Police Department	---	---	---	---	6
Montgomery Police Department	4,501	316	---	4,185	3
Moorhead Police Department	83,931	23,141	25,547	35,243	19
Morrison County Sheriff's Office	612	---	---	612	1
Mounds View Police Department	6,150	1,850	---	4,310	9
Mower County Sheriff's Office	1,717	1,190	---	527	5
New Brighton Department of Public Safety	5,971	1,803	---	4,168	6
New Prague Police Department	16,500	2,846	---	13,671	22
New Ulm Police Department	---	---	---	---	1
Nisswa Police Department	2,267	819	---	1,448	3
Nobles County Sheriff's Office	283	283	---	---	1
North Mankato Police Department	730	730	---	---	2
Oakdale Police Department	533	---	533	---	2
Olivia Police Department	300	8,579	---	---	1
Olmsted County Sheriff's Office	19,602	2,724	---	17,080	14
Onamia Police Department	5,527	674	---	4,853	2
Osakis Police Department	500	350	---	150	1
Osseo Police Department	3,894	---	---	3,894	2
Otter Tail County Sheriff's Office	200	523	---	---	2
Owatonna Police Department	48,600	13,803	---	39,347	24
Park Rapids Police Department	6,607	200	---	6,407	3

Table 3A

Summary of State Forfeiture Activity by Agency - 2024

Sorted by Agency

Agency Name	Gross Sales Value (\$)	Expenses Paid (\$)	Amount Returned (\$)	Net Proceeds (\$)	Number of Forfeiture Incidents
Parkers Prairie Police Department	---	---	---	---	1
Paul Bunyan Drug Task Force	104,427	354	5,011	99,062	52
Pine to Prairie Drug Task Force	61,085	6,574	---	54,511	51
Plainview Police Department	750	250	---	500	1
Plymouth Police Department	24,716	2,820	---	21,896	3
Polk County Sheriff's Office	66,568	2,307	---	64,261	9
Princeton Police Department	6,371	3,002	---	4,309	8
Prior Lake Police Department	5,963	---	---	5,963	18
Ramsey County Sheriff's Office	39,879	39,879	---	---	30
Ramsey County Violent Crime Enforcement Team	201,503	11,744	1,660	195,243	31
Ramsey Police Department	14,807	3,054	---	12,303	6
Red Wing Police Department	---	259	---	---	2
Redwood County Sheriff's Office	---	---	---	---	4
Redwood Falls Police Department	---	1,737	---	---	4
Renville County Sheriff's Office	7,994	7,462	---	3,541	25
Rice County Sheriff's Office	6,075	888	---	5,919	3
Richfield Police Department	20,983	---	10,000	10,983	12
Robbinsdale Police Department	14,550	14,550	---	---	35
Rochester Police Department	24,461	781	---	23,680	9
Rogers Police Department	13,394	910	1,210	11,274	7
Rosemount Police Department	31,127	12,954	---	18,173	4
Roseville Police Department	196,225	---	192,480	3,745	23
Saint Cloud Police Department	30,301	4,698	785	25,297	51
Saint Francis Police Department	417	---	---	417	1
Saint Joseph Police Department	44	44	---	---	1
Saint Louis County Sheriff's Office	2,400	840	---	1,560	3
Saint Louis Park Police Department	2,750	540	---	2,210	2
Saint Paul Police Department	179,250	5,711	25,417	148,122	60
Saint Peter Police Department	12,835	856	---	11,979	5
Sauk Centre Police Department	3,550	423	---	3,127	1
Savage Police Department	33,521	8,288	10,000	15,560	19
Scott County Sheriff's Office	13,207	1,022	---	12,185	5
Shakopee Police Department	19,163	3,018	---	16,476	35
Sherburne County Sheriff's Office	35,240	5,426	---	29,814	65
Sleepy Eye Police Department	1,230	165	---	1,065	1
South Central Drug Investigation Unit	2,782	225	---	2,557	3
South Lake Minnetonka Police Department	30,972	6,003	---	24,969	7

Table 3A
Summary of State Forfeiture Activity by Agency - 2024
Sorted by Agency

Agency Name	Gross Sales Value (\$)	Expenses Paid (\$)	Amount Returned (\$)	Net Proceeds (\$)	Number of Forfeiture Incidents
Southeast Minnesota Violent Crime Enforcement Team	29,930	752	---	29,205	17
Southwest Metro Drug Task Force	8,131	---	2,370	5,761	7
Spring Lake Park Police Department	300	526	---	---	1
Stearns County Sheriff's Office	5,264	1,780	---	4,084	3
Stillwater Police Department	850	1,441	250	---	3
Thief River Falls Police Department	737	229	---	508	2
Todd County Sheriff's Office	5,332	---	3,700	1,632	10
Tyler Police Department	3,176	500	---	2,676	1
Virginia Police Department	14,677	---	---	14,677	24
Wabasha Police Department	1,137	600	---	537	5
Wadena County Sheriff's Office	13,734	1,896	---	12,050	12
Wadena Police Department	251	251	---	---	1
Waite Park Police Department	5,172	1,129	---	4,043	4
Waseca County Sheriff's Office	5,070	593	---	4,477	3
Waseca Police Department	3,450	1,300	2,600	---	2
Washington County Narcotics Task Force	58,167	4,081	8,370	45,716	16
Washington County Sheriff's Office	18,004	7,682	---	10,322	15
Watsonwan County Sheriff's Office	5,150	150	---	5,000	1
Wayzata Police Department	4,257	757	---	3,500	3
West Central Minnesota Drug and Violent Crime Task Force	18,504	281	---	18,479	7
West Metro Drug Task Force	217,395	495	15,463	201,567	101
West Saint Paul Police Department	16,794	2,386	---	14,408	31
White Bear Lake Police Department	5,368	1,347	---	4,263	8
Wilkin County Sheriff's Office	4,640	---	---	4,640	2
Winona County Sheriff's Office	3,739	950	---	2,989	7
Winona Police Department	250	---	---	250	4
Winsted Police Department	7,292	292	---	7,000	1
Woodbury Police Department	42,053	10,815	---	32,148	23
Worthington Police Department	21,975	2,291	---	19,684	14
Wright County Sheriff's Office	167,873	7,540	44,091	117,575	72
Wyoming Police Department	5,829	698	---	5,131	5
Zumbrota Police Department	660	660	---	---	1
Total for All Jurisdictions	\$5,570,902	\$963,588	\$658,189	\$4,324,389	3,380

Table 3B
Summary of Federal Forfeiture Activity by Agency - 2024
Sorted by Agency

Agency Name	Amount Seized (\$)	Equitable Sharing Program - Amount Received (\$)	Number of Forfeiture Incidents
Anoka-Hennepin Drug Task Force	473,870	357,054	4
Bloomington Police Department	5,000	3,900	1
Bureau of Criminal Apprehension	10,121,072	329,304	21
Dakota County Drug Task Force	13,860	---	1
East Central Drug Task Force	1,900	1,482	1
Hennepin County Violent Offenders Task Force	13,850	10,803	1
Metropolitan Airports Commission Police Department	1,414,879	313,040	39
Minnesota State Patrol	1,643,778	403,736	47
Paul Bunyan Drug Task Force	2,010	---	1
Washington County Sheriff's Office	8,286,539	273,196	8
West Metro Drug Task Force	133,366	17,397	2
Total for All Jurisdictions	22,110,124	\$1,709,912	126

Table 4
Summary of Forfeiture Expenditures -2023 and 2024

	2023	2024	Percent Change (%)
Expenditures			
Amount Received in the Previous Year	\$ 6,362,425	\$6,854,390	8%
Expenditure Categories			
Crime Prevention	\$ 90,728	\$47,007	-48%
Victim Reparations	\$ 18,755	56,782	203%
Expolited Youth Programs	\$ 20,261	17,500	-14%
Trafficking Victim Programs	---	558	0%
Investigation Costs	\$ 345,368	532,191	54%
Court Costs	\$ 308,486	180,308	-42%
Salaries	\$ 1,232,118	916,780	-26%
Professional Services	\$ 643,844	1,082,088	68%
Travel	\$ 193,296	306,247	58%
Training	\$ 251,764	273,392	9%
Other Operating Expenses	\$ 923,082	1,027,272	11%
Capital Expenditures	\$ 2,559,738	2,947,603	15%
Non-Profit or Other Programs	\$ 98,586	52,281	-47%
Other Expenditures	\$ 409,842	557,958	36%
Total Expenditures	\$ 7,095,868	\$7,997,967	13%
Estimated Value of All Held Property	\$ 10,157,548	\$11,074,569	9%
Year-End Balance	\$ 27,712,089	\$26,455,542	-5%

Table 5
Detailed Forfeiture Expenditures - 2024
Sorted by Agency

Ada Police Department

Expenditures	2023 Expenditures	2024* Expenditures	Percent Change (\$)
Amount Received in the Previous Year	\$---	\$---	---
Expenditure Categories			
Crime Prevention	\$---	\$---	---
Victim Reparations	---	---	---
Exploited Youth Programs	---	---	---
Trafficking Victim Programs	---	---	---
Investigation Costs	---	---	---
Court Costs	---	---	---
Salaries	---	---	---
Professional Services	---	---	---
Travel	---	---	---
Training	---	---	---
Other Operating Expenses	---	---	---
Capital Expenditures	---	---	---
Non-Profit or Other Programs	---	---	---
Other Expenditures	---	---	---
Total Expenditures	\$---	\$---	---
Estimated Value of All Held Property	---	\$---	---
Year-End Balance	---	\$---	---

*Entity with no data in 2023 and 2024 has no expenditures to report.

Adrian Police Department

Expenditures	2023 Expenditures	2024* Expenditures	Percent Change (\$)
Amount Received in the Previous Year	\$5,025	\$---	-100.0%
Expenditure Categories			
Crime Prevention	\$---	\$---	---
Victim Reparations	---	---	---
Exploited Youth Programs	---	---	---
Trafficking Victim Programs	---	---	---
Investigation Costs	---	---	---
Court Costs	---	---	---
Salaries	---	---	---
Professional Services	---	---	---
Travel	---	---	---
Training	---	---	---
Other Operating Expenses	---	---	---
Capital Expenditures	5,025	---	-100.0%
Non-Profit or Other Programs	---	---	---
Other Expenditures	---	---	---
Total Expenditures	\$5,025	\$---	-100.0%
Estimated Value of All Held Property	---	\$---	---
Year-End Balance	---	\$---	---

*Entity with no data in 2023 and 2024 has no expenditures to report.

Aitkin County Attorney's Office

Expenditures	2023 Expenditures	2024* Expenditures	Percent Change (\$)
Amount Received in the Previous Year	\$4,147	\$2,062	-50.3%
Expenditure Categories			
Crime Prevention	\$---	300	---
Victim Reparations	---	---	---
Exploited Youth Programs	---	---	---
Trafficking Victim Programs	---	---	---
Investigation Costs	167	66	-60.5%
Court Costs	---	---	---
Salaries	---	---	---
Professional Services	---	---	---
Travel	---	---	---
Training	---	---	---
Other Operating Expenses	1,288	1,126	-12.6%
Capital Expenditures	---	5,570	---
Non-Profit or Other Programs	---	---	---
Other Expenditures	---	---	---
Total Expenditures	\$1,455	\$7,062	385.4%
Estimated Value of All Held Property	---	\$---	---
Year-End Balance	2,692	\$---	-100.0%

*Entity with no data in 2023 and 2024 has no expenditures to report.

Aitkin County Sheriff's Office

Expenditures	2023 Expenditures	2024* Expenditures	Percent Change (\$)
Amount Received in the Previous Year	\$3,803	\$3,900	2.6%
Expenditure Categories			
Crime Prevention	704	539	-23.4%
Victim Reparations	---	---	---
Exploited Youth Programs	---	---	---
Trafficking Victim Programs	---	---	---
Investigation Costs	---	---	---
Court Costs	---	---	---
Salaries	---	---	---
Professional Services	---	---	---
Travel	---	---	---
Training	---	---	---
Other Operating Expenses	326	---	-100.0%
Capital Expenditures	---	---	---
Non-Profit or Other Programs	---	---	---
Other Expenditures	---	---	---
Total Expenditures	\$1,030	\$539	-47.7%
Estimated Value of All Held Property	---	\$---	---
Year-End Balance	2,773	2,511	-9.4%

*Entity with no data in 2023 and 2024 has no expenditures to report.

Aitkin Police Department

Expenditures	2023 Expenditures	2024* Expenditures	Percent Change (\$)
Amount Received in the Previous Year	\$154	\$---	-100.0%
Expenditure Categories			
Crime Prevention	\$---	\$---	---
Victim Reparations	---	---	---
Exploited Youth Programs	---	---	---
Trafficking Victim Programs	---	---	---
Investigation Costs	---	---	---
Court Costs	---	---	---
Salaries	---	---	---
Professional Services	---	---	---
Travel	---	---	---
Training	---	---	---
Other Operating Expenses	---	---	---
Capital Expenditures	---	---	---
Non-Profit or Other Programs	---	---	---
Other Expenditures	---	---	---
Total Expenditures	\$---	\$---	---
Estimated Value of All Held Property	15,000	\$---	-100.0%
Year-End Balance	154	\$---	-100.0%

*Entity with no data in 2023 and 2024 has no expenditures to report.

Aitkin-Itasca-Mille Lacs Violent Crimes Enforcement Team

Expenditures	2023 Expenditures	2024* Expenditures	Percent Change (\$)
Amount Received in the Previous Year	\$22,929	\$5,659	-75.3%
Expenditure Categories			
Crime Prevention	\$---	\$---	---
Victim Reparations	---	---	---
Exploited Youth Programs	---	---	---
Trafficking Victim Programs	---	---	---
Investigation Costs	2,340	6,044	158.3%
Court Costs	---	---	---
Salaries	---	---	---
Professional Services	---	---	---
Travel	---	467	---
Training	904	682	-24.6%
Other Operating Expenses	1,041	1,810	73.9%
Capital Expenditures	---	3,916	---
Non-Profit or Other Programs	---	---	---
Other Expenditures	---	---	---
Total Expenditures	\$4,285	\$12,919	201.5%
Estimated Value of All Held Property	---	\$---	---
Year-End Balance	31,179	23,918	-23.3%

*Entity with no data in 2023 and 2024 has no expenditures to report.

Akeley Police Department

Expenditures	2023 Expenditures	2024* Expenditures	Percent Change (\$)
Amount Received in the Previous Year	\$---	\$---	---
Expenditure Categories			
Crime Prevention	\$---	\$---	---
Victim Reparations	---	---	---
Exploited Youth Programs	---	---	---
Trafficking Victim Programs	---	---	---
Investigation Costs	---	---	---
Court Costs	---	---	---
Salaries	---	---	---
Professional Services	---	---	---
Travel	---	---	---
Training	---	---	---
Other Operating Expenses	---	---	---
Capital Expenditures	---	---	---
Non-Profit or Other Programs	---	---	---
Other Expenditures	---	---	---
Total Expenditures	\$---	\$---	---
Estimated Value of All Held Property	---	\$---	---
Year-End Balance	---	\$---	---

*Entity with no data in 2023 and 2024 has no expenditures to report.

Albany Police Department

Expenditures	2023 Expenditures	2024* Expenditures	Percent Change (\$)
Amount Received in the Previous Year	\$---	\$---	---
Expenditure Categories			
Crime Prevention	\$---	\$---	---
Victim Reparations	---	---	---
Exploited Youth Programs	---	---	---
Trafficking Victim Programs	---	---	---
Investigation Costs	---	---	---
Court Costs	---	---	---
Salaries	---	---	---
Professional Services	---	---	---
Travel	---	---	---
Training	---	---	---
Other Operating Expenses	---	---	---
Capital Expenditures	---	---	---
Non-Profit or Other Programs	---	---	---
Other Expenditures	---	---	---
Total Expenditures	\$---	\$---	---
Estimated Value of All Held Property	---	\$---	---
Year-End Balance	---	1,048	---

*Entity with no data in 2023 and 2024 has no expenditures to report.

Albert Lea Police Department

Expenditures	2023 Expenditures	2024* Expenditures	Percent Change (\$)
Amount Received in the Previous Year	\$17,695	\$2,302	-87.0%
Expenditure Categories			
Crime Prevention	2,356	\$---	-100.0%
Victim Reparations	---	---	---
Exploited Youth Programs	---	---	---
Trafficking Victim Programs	---	---	---
Investigation Costs	---	---	---
Court Costs	---	---	---
Salaries	---	---	---
Professional Services	---	---	---
Travel	---	---	---
Training	---	---	---
Other Operating Expenses	---	---	---
Capital Expenditures	1,077	3,476	222.7%
Non-Profit or Other Programs	---	---	---
Other Expenditures	---	---	---
Total Expenditures	\$3,433	\$3,476	1.3%
Estimated Value of All Held Property	20,162	9,216	-54.3%
Year-End Balance	46,789	43,339	-7.4%

*Entity with no data in 2023 and 2024 has no expenditures to report.

Alcohol and Gambling Enforcement Division

Expenditures	2023 Expenditures	2024* Expenditures	Percent Change (\$)
Amount Received in the Previous Year	\$---	\$3,124	---
Expenditure Categories			
Crime Prevention	\$---	\$---	---
Victim Reparations	---	---	---
Exploited Youth Programs	---	---	---
Trafficking Victim Programs	---	---	---
Investigation Costs	---	---	---
Court Costs	---	---	---
Salaries	---	---	---
Professional Services	4,940	---	-100.0%
Travel	2,286	4,847	112.0%
Training	15,510	5,749	-62.9%
Other Operating Expenses	---	4,940	---
Capital Expenditures	9,257	3,396	-63.3%
Non-Profit or Other Programs	---	---	---
Other Expenditures	---	---	---
Total Expenditures	\$31,993	\$18,932	-40.8%
Estimated Value of All Held Property	---	\$---	---
Year-End Balance	180,859	175,390	-3.0%

*Entity with no data in 2023 and 2024 has no expenditures to report.

Alexandria Police Department

Expenditures	2023 Expenditures	2024* Expenditures	Percent Change (\$)
Amount Received in the Previous Year	\$---	\$21,633	---
Expenditure Categories			
Crime Prevention	\$---	\$---	---
Victim Reparations	---	---	---
Exploited Youth Programs	---	---	---
Trafficking Victim Programs	---	---	---
Investigation Costs	---	---	---
Court Costs	---	---	---
Salaries	---	---	---
Professional Services	---	---	---
Travel	---	---	---
Training	---	---	---
Other Operating Expenses	---	---	---
Capital Expenditures	---	23,997	---
Non-Profit or Other Programs	---	---	---
Other Expenditures	---	---	---
Total Expenditures	\$---	\$23,997	---
Estimated Value of All Held Property	107,773	92,310	-14.3%
Year-End Balance	52,103	30,670	-41.1%

*Entity with no data in 2023 and 2024 has no expenditures to report.

Annandale Police Department

Expenditures	2023 Expenditures	2024* Expenditures	Percent Change (\$)
Amount Received in the Previous Year	\$1,650	\$---	-100.0%
Expenditure Categories			
Crime Prevention	\$---	\$---	---
Victim Reparations	---	---	---
Exploited Youth Programs	---	---	---
Trafficking Victim Programs	---	---	---
Investigation Costs	---	---	---
Court Costs	495	---	-100.0%
Salaries	---	---	---
Professional Services	---	---	---
Travel	---	---	---
Training	---	---	---
Other Operating Expenses	---	---	---
Capital Expenditures	---	---	---
Non-Profit or Other Programs	---	---	---
Other Expenditures	---	---	---
Total Expenditures	\$495	\$---	-100.0%
Estimated Value of All Held Property	1,155	\$---	-100.0%
Year-End Balance	---	\$---	---

*Entity with no data in 2023 and 2024 has no expenditures to report.

Anoka County Attorney's Office

Expenditures	2023 Expenditures	2024* Expenditures	Percent Change (\$)
Amount Received in the Previous Year	\$70,453	\$22,579	-68.0%
Expenditure Categories			
Crime Prevention	\$---	\$---	---
Victim Reparations	---	---	---
Exploited Youth Programs	---	---	---
Trafficking Victim Programs	---	---	---
Investigation Costs	---	---	---
Court Costs	---	---	---
Salaries	---	---	---
Professional Services	---	---	---
Travel	---	---	---
Training	---	---	---
Other Operating Expenses	---	---	---
Capital Expenditures	---	---	---
Non-Profit or Other Programs	30,000	---	-100.0%
Other Expenditures	---	---	---
Total Expenditures	\$30,000	\$---	-100.0%
Estimated Value of All Held Property	---	\$---	---
Year-End Balance	128,245	150,825	17.6%

*Entity with no data in 2023 and 2024 has no expenditures to report.

Anoka County Sheriff's Office

Expenditures	2023 Expenditures	2024* Expenditures	Percent Change (\$)
Amount Received in the Previous Year	\$1,969	\$2,442	24.0%
Expenditure Categories			
Crime Prevention	\$---	\$---	---
Victim Reparations	---	---	---
Exploited Youth Programs	---	---	---
Trafficking Victim Programs	---	---	---
Investigation Costs	---	---	---
Court Costs	---	---	---
Salaries	---	---	---
Professional Services	---	---	---
Travel	---	---	---
Training	---	---	---
Other Operating Expenses	---	---	---
Capital Expenditures	---	12,065	---
Non-Profit or Other Programs	---	---	---
Other Expenditures	---	---	---
Total Expenditures	\$---	\$12,065	---
Estimated Value of All Held Property	---	\$---	---
Year-End Balance	67,969	57,117	-16.0%

*Entity with no data in 2023 and 2024 has no expenditures to report.

Anoka Police Department

Expenditures	2023 Expenditures	2024* Expenditures	Percent Change (\$)
Amount Received in the Previous Year	\$8,841	\$5,400	-38.9%
Expenditure Categories			
Crime Prevention	\$---	\$---	---
Victim Reparations	---	---	---
Exploited Youth Programs	---	---	---
Trafficking Victim Programs	---	---	---
Investigation Costs	---	---	---
Court Costs	---	900	---
Salaries	---	---	---
Professional Services	---	---	---
Travel	---	---	---
Training	---	---	---
Other Operating Expenses	---	1,805	---
Capital Expenditures	2,710	143	-94.7%
Non-Profit or Other Programs	---	---	---
Other Expenditures	---	---	---
Total Expenditures	\$2,710	\$2,848	5.1%
Estimated Value of All Held Property	1,000	10,000	900.0%
Year-End Balance	18,444	6,760	-63.3%

*Entity with no data in 2023 and 2024 has no expenditures to report.

Anoka-Hennepin Drug Task Force

Expenditures	2023 Expenditures	2024* Expenditures	Percent Change (\$)
Amount Received in the Previous Year	\$163,073	\$621,442	281.1%
Expenditure Categories			
Crime Prevention	\$---	\$---	---
Victim Reparations	---	---	---
Exploited Youth Programs	---	---	---
Trafficking Victim Programs	---	---	---
Investigation Costs	---	7,396	---
Court Costs	---	---	---
Salaries	---	1,506	---
Professional Services	---	100	---
Travel	7,014	5,969	-14.9%
Training	---	13,505	---
Other Operating Expenses	---	265	---
Capital Expenditures	245,458	187,124	-23.8%
Non-Profit or Other Programs	---	---	---
Other Expenditures	---	---	---
Total Expenditures	\$252,472	\$215,865	-14.5%
Estimated Value of All Held Property	---	\$---	---
Year-End Balance	614,555	914,925	48.9%

*Entity with no data in 2023 and 2024 has no expenditures to report.

Apple Valley Police Department

Expenditures	2023 Expenditures	2024* Expenditures	Percent Change (\$)
Amount Received in the Previous Year	\$8,934	\$---	-100.0%
Expenditure Categories			
Crime Prevention	\$---	\$---	---
Victim Reparations	---	---	---
Exploited Youth Programs	---	---	---
Trafficking Victim Programs	---	---	---
Investigation Costs	---	---	---
Court Costs	---	---	---
Salaries	---	---	---
Professional Services	---	---	---
Travel	---	---	---
Training	---	---	---
Other Operating Expenses	---	---	---
Capital Expenditures	8,934	---	-100.0%
Non-Profit or Other Programs	---	---	---
Other Expenditures	---	---	---
Total Expenditures	\$8,934	\$---	-100.0%
Estimated Value of All Held Property	---	6,178	---
Year-End Balance	---	6,178	---

*Entity with no data in 2023 and 2024 has no expenditures to report.

Appleton Police Department

Expenditures	2023 Expenditures	2024* Expenditures	Percent Change (\$)
Amount Received in the Previous Year	\$2,393	\$---	-100.0%
Expenditure Categories			
Crime Prevention	\$---	\$---	---
Victim Reparations	---	---	---
Exploited Youth Programs	---	---	---
Trafficking Victim Programs	---	---	---
Investigation Costs	---	---	---
Court Costs	418	---	-100.0%
Salaries	---	---	---
Professional Services	---	---	---
Travel	---	---	---
Training	---	---	---
Other Operating Expenses	---	---	---
Capital Expenditures	---	---	---
Non-Profit or Other Programs	---	---	---
Other Expenditures	935	---	-100.0%
Total Expenditures	\$1,353	\$---	-100.0%
Estimated Value of All Held Property	---	\$---	---
Year-End Balance	---	\$---	---

*Entity with no data in 2023 and 2024 has no expenditures to report.

Arlington Police Department

Expenditures	2023 Expenditures	2024* Expenditures	Percent Change (\$)
Amount Received in the Previous Year	\$14,739	\$---	-100.0%
Expenditure Categories			
Crime Prevention	\$---	\$---	---
Victim Reparations	---	---	---
Exploited Youth Programs	---	---	---
Trafficking Victim Programs	---	---	---
Investigation Costs	664	---	-100.0%
Court Costs	4,223	---	-100.0%
Salaries	---	---	---
Professional Services	---	---	---
Travel	166	---	-100.0%
Training	750	---	-100.0%
Other Operating Expenses	---	---	---
Capital Expenditures	9,576	---	-100.0%
Non-Profit or Other Programs	---	---	---
Other Expenditures	---	---	---
Total Expenditures	\$15,379	\$---	-100.0%
Estimated Value of All Held Property	---	\$---	---
Year-End Balance	---	\$---	---

*Entity with no data in 2023 and 2024 has no expenditures to report.

Atwater Police Department

Expenditures	2023 Expenditures	2024* Expenditures	Percent Change (\$)
Amount Received in the Previous Year	\$---	\$---	---
Expenditure Categories			
Crime Prevention	\$---	\$---	---
Victim Reparations	---	---	---
Exploited Youth Programs	---	---	---
Trafficking Victim Programs	---	---	---
Investigation Costs	---	---	---
Court Costs	---	---	---
Salaries	---	---	---
Professional Services	---	---	---
Travel	---	---	---
Training	---	---	---
Other Operating Expenses	---	---	---
Capital Expenditures	---	---	---
Non-Profit or Other Programs	---	---	---
Other Expenditures	---	---	---
Total Expenditures	\$---	\$---	---
Estimated Value of All Held Property	---	\$---	---
Year-End Balance	1,548	\$---	-100.0%

*Entity with no data in 2023 and 2024 has no expenditures to report.

Audubon Police Department

Expenditures	2023 Expenditures	2024* Expenditures	Percent Change (\$)
Amount Received in the Previous Year	\$---	\$---	---
Expenditure Categories			
Crime Prevention	\$---	\$---	---
Victim Reparations	---	---	---
Exploited Youth Programs	---	---	---
Trafficking Victim Programs	---	---	---
Investigation Costs	---	---	---
Court Costs	---	---	---
Salaries	---	---	---
Professional Services	---	---	---
Travel	---	---	---
Training	---	---	---
Other Operating Expenses	---	---	---
Capital Expenditures	---	---	---
Non-Profit or Other Programs	---	---	---
Other Expenditures	---	---	---
Total Expenditures	\$---	\$---	---
Estimated Value of All Held Property	---	\$---	---
Year-End Balance	---	\$---	---

*Entity with no data in 2023 and 2024 has no expenditures to report.

Austin Police Department

Expenditures	2023 Expenditures	2024* Expenditures	Percent Change (\$)
Amount Received in the Previous Year	\$21,935	\$7,895	-64.0%
Expenditure Categories			
Crime Prevention	\$---	\$---	---
Victim Reparations	---	---	---
Exploited Youth Programs	---	---	---
Trafficking Victim Programs	---	---	---
Investigation Costs	---	---	---
Court Costs	---	---	---
Salaries	---	---	---
Professional Services	---	---	---
Travel	---	---	---
Training	---	---	---
Other Operating Expenses	---	---	---
Capital Expenditures	---	1,588	---
Non-Profit or Other Programs	---	---	---
Other Expenditures	---	---	---
Total Expenditures	\$---	\$1,588	---
Estimated Value of All Held Property	---	\$---	---
Year-End Balance	21,935	32,195	46.8%

*Entity with no data in 2023 and 2024 has no expenditures to report.

Avon Police Department

Expenditures	2023 Expenditures	2024* Expenditures	Percent Change (\$)
Amount Received in the Previous Year	\$---	\$657	---
Expenditure Categories			
Crime Prevention	\$---	\$---	---
Victim Reparations	---	---	---
Exploited Youth Programs	---	---	---
Trafficking Victim Programs	---	---	---
Investigation Costs	---	---	---
Court Costs	---	---	---
Salaries	---	---	---
Professional Services	---	---	---
Travel	---	---	---
Training	---	---	---
Other Operating Expenses	---	---	---
Capital Expenditures	5,221	6,502	24.5%
Non-Profit or Other Programs	121	234	93.4%
Other Expenditures	125	---	-100.0%
Total Expenditures	\$5,467	\$6,736	23.2%
Estimated Value of All Held Property	1,000	\$---	-100.0%
Year-End Balance	26,416	21,337	-19.2%

*Entity with no data in 2023 and 2024 has no expenditures to report.

Babbitt Police Department

Expenditures	2023 Expenditures	2024* Expenditures	Percent Change (\$)
Amount Received in the Previous Year	\$---	\$---	---
Expenditure Categories			
Crime Prevention	\$---	\$---	---
Victim Reparations	---	---	---
Exploited Youth Programs	---	---	---
Trafficking Victim Programs	---	---	---
Investigation Costs	---	---	---
Court Costs	---	---	---
Salaries	---	---	---
Professional Services	---	---	---
Travel	---	---	---
Training	---	---	---
Other Operating Expenses	---	---	---
Capital Expenditures	---	---	---
Non-Profit or Other Programs	---	---	---
Other Expenditures	---	---	---
Total Expenditures	\$---	\$---	---
Estimated Value of All Held Property	---	\$---	---
Year-End Balance	---	\$---	---

*Entity with no data in 2023 and 2024 has no expenditures to report.

Bagley Police Department

	2023	2024*	Percent
Expenditures	Expenditures	Expenditures	Change (\$)
Amount Received in the Previous Year	\$---	\$---	---
Expenditure Categories			
Crime Prevention	\$---	\$---	---
Victim Reparations	---	---	---
Exploited Youth Programs	---	---	---
Trafficking Victim Programs	---	---	---
Investigation Costs	---	---	---
Court Costs	---	---	---
Salaries	---	---	---
Professional Services	---	---	---
Travel	---	---	---
Training	---	---	---
Other Operating Expenses	---	---	---
Capital Expenditures	---	---	---
Non-Profit or Other Programs	---	---	---
Other Expenditures	---	---	---
Total Expenditures	\$---	\$---	---
Estimated Value of All Held Property	---	\$---	---
Year-End Balance	---	\$---	---

*Entity with no data in 2023 and 2024 has no expenditures to report.

Barnesville Police Department

	2023	2024*	Percent
Expenditures	Expenditures	Expenditures	Change (\$)
Amount Received in the Previous Year	\$---	\$7,187	---
Expenditure Categories			
Crime Prevention	\$---	\$---	---
Victim Reparations	---	---	---
Exploited Youth Programs	---	---	---
Trafficking Victim Programs	---	---	---
Investigation Costs	---	---	---
Court Costs	---	---	---
Salaries	---	---	---
Professional Services	---	---	---
Travel	---	---	---
Training	---	---	---
Other Operating Expenses	---	---	---
Capital Expenditures	---	---	---
Non-Profit or Other Programs	---	---	---
Other Expenditures	---	3,294	---
Total Expenditures	\$---	\$3,294	---
Estimated Value of All Held Property	5,000	\$---	-100.0%
Year-End Balance	7,748	11,642	50.3%

*Entity with no data in 2023 and 2024 has no expenditures to report.

Battle Lake Police Department

	2023	2024*	Percent
Expenditures	Expenditures	Expenditures	Change (\$)
Amount Received in the Previous Year	\$---	\$---	---
Expenditure Categories			
Crime Prevention	\$---	\$---	---
Victim Reparations	---	---	---
Exploited Youth Programs	---	---	---
Trafficking Victim Programs	---	---	---
Investigation Costs	---	---	---
Court Costs	---	---	---
Salaries	---	---	---
Professional Services	---	---	---
Travel	---	---	---
Training	---	---	---
Other Operating Expenses	---	---	---
Capital Expenditures	---	---	---
Non-Profit or Other Programs	---	---	---
Other Expenditures	---	---	---
Total Expenditures	\$---	\$---	---
Estimated Value of All Held Property	---	\$---	---
Year-End Balance	---	\$---	---

*Entity with no data in 2023 and 2024 has no expenditures to report.

Baxter Police Department

	2023	2024*	Percent
Expenditures	Expenditures	Expenditures	Change (\$)
Amount Received in the Previous Year	\$3,800	\$241	-93.7%
Expenditure Categories			
Crime Prevention	\$---	\$---	---
Victim Reparations	---	---	---
Exploited Youth Programs	---	---	---
Trafficking Victim Programs	---	---	---
Investigation Costs	---	---	---
Court Costs	---	---	---
Salaries	---	---	---
Professional Services	---	---	---
Travel	---	---	---
Training	---	---	---
Other Operating Expenses	---	241	---
Capital Expenditures	43,400	---	-100.0%
Non-Profit or Other Programs	---	---	---
Other Expenditures	---	---	---
Total Expenditures	\$43,400	\$241	-99.4%
Estimated Value of All Held Property	19,000	19,030	0.2%
Year-End Balance	3,400	470	-86.2%

*Entity with no data in 2023 and 2024 has no expenditures to report.

Bayport Police Department

Expenditures	2023 Expenditures	2024* Expenditures	Percent Change (\$)
Amount Received in the Previous Year	\$---	\$---	---
Expenditure Categories			
Crime Prevention	\$---	\$---	---
Victim Reparations	---	---	---
Exploited Youth Programs	---	---	---
Trafficking Victim Programs	---	---	---
Investigation Costs	---	---	---
Court Costs	---	---	---
Salaries	---	---	---
Professional Services	---	---	---
Travel	---	---	---
Training	---	---	---
Other Operating Expenses	---	---	---
Capital Expenditures	---	---	---
Non-Profit or Other Programs	---	---	---
Other Expenditures	---	---	---
Total Expenditures	\$---	\$---	---
Estimated Value of All Held Property	---	2,800	---
Year-End Balance	71,590	72,280	1.0%

*Entity with no data in 2023 and 2024 has no expenditures to report.

Becker County Attorney's Office

Expenditures	2023 Expenditures	2024* Expenditures	Percent Change (\$)
Amount Received in the Previous Year	\$10,847	\$5,361	-50.6%
Expenditure Categories			
Crime Prevention	\$---	\$---	---
Victim Reparations	---	---	---
Exploited Youth Programs	---	---	---
Trafficking Victim Programs	---	---	---
Investigation Costs	---	---	---
Court Costs	---	---	---
Salaries	---	---	---
Professional Services	---	---	---
Travel	---	---	---
Training	---	---	---
Other Operating Expenses	---	---	---
Capital Expenditures	1,617	1,136	-29.7%
Non-Profit or Other Programs	---	---	---
Other Expenditures	---	---	---
Total Expenditures	\$1,617	\$1,136	-29.7%
Estimated Value of All Held Property	---	\$---	---
Year-End Balance	79,156	79,156	---

*Entity with no data in 2023 and 2024 has no expenditures to report.

Becker County Sheriff's Office

Expenditures	2023 Expenditures	2024* Expenditures	Percent Change (\$)
Amount Received in the Previous Year	\$4,800	\$268	-94.4%
Expenditure Categories			
Crime Prevention	\$---	\$---	---
Victim Reparations	---	---	---
Exploited Youth Programs	---	---	---
Trafficking Victim Programs	---	---	---
Investigation Costs	---	---	---
Court Costs	900	---	-100.0%
Salaries	---	---	---
Professional Services	---	---	---
Travel	---	---	---
Training	---	---	---
Other Operating Expenses	3,900	---	-100.0%
Capital Expenditures	---	---	---
Non-Profit or Other Programs	---	---	---
Other Expenditures	---	---	---
Total Expenditures	\$4,800	\$---	-100.0%
Estimated Value of All Held Property	---	\$---	---
Year-End Balance	3,900	\$---	-100.0%

*Entity with no data in 2023 and 2024 has no expenditures to report.

Becker Police Department

Expenditures	2023 Expenditures	2024* Expenditures	Percent Change (\$)
Amount Received in the Previous Year	\$---	\$3,179	---
Expenditure Categories			
Crime Prevention	\$---	\$---	---
Victim Reparations	---	---	---
Exploited Youth Programs	---	---	---
Trafficking Victim Programs	---	---	---
Investigation Costs	---	---	---
Court Costs	---	---	---
Salaries	---	---	---
Professional Services	---	---	---
Travel	---	---	---
Training	---	---	---
Other Operating Expenses	---	---	---
Capital Expenditures	284	3,179	1019.4%
Non-Profit or Other Programs	---	---	---
Other Expenditures	---	---	---
Total Expenditures	\$284	\$3,179	1019.4%
Estimated Value of All Held Property	---	\$---	---
Year-End Balance	---	\$---	---

*Entity with no data in 2023 and 2024 has no expenditures to report.

Belgrade Brooten Police Board

Expenditures	2023 Expenditures	2024* Expenditures	Percent Change (\$)
Amount Received in the Previous Year	\$1,019	\$4,357	327.6%
Expenditure Categories			
Crime Prevention	\$---	\$---	---
Victim Reparations	---	---	---
Exploited Youth Programs	---	---	---
Trafficking Victim Programs	---	---	---
Investigation Costs	---	---	---
Court Costs	---	---	---
Salaries	---	---	---
Professional Services	---	---	---
Travel	---	---	---
Training	708	---	-100.0%
Other Operating Expenses	264	---	-100.0%
Capital Expenditures	569	1,795	215.5%
Non-Profit or Other Programs	---	---	---
Other Expenditures	---	---	---
Total Expenditures	\$1,541	\$1,795	16.5%
Estimated Value of All Held Property	12,000	500	-95.8%
Year-End Balance	6,960	3,572	-48.7%

*Entity with no data in 2023 and 2024 has no expenditures to report.

Belle Plaine Police Department

Expenditures	2023 Expenditures	2024* Expenditures	Percent Change (\$)
Amount Received in the Previous Year	\$500	\$30,213	5942.6%
Expenditure Categories			
Crime Prevention	\$---	\$---	---
Victim Reparations	---	---	---
Exploited Youth Programs	---	---	---
Trafficking Victim Programs	---	---	---
Investigation Costs	---	---	---
Court Costs	175	9,089	5093.7%
Salaries	---	---	---
Professional Services	---	---	---
Travel	---	---	---
Training	---	---	---
Other Operating Expenses	---	---	---
Capital Expenditures	---	---	---
Non-Profit or Other Programs	---	---	---
Other Expenditures	---	---	---
Total Expenditures	\$175	\$9,089	5093.7%
Estimated Value of All Held Property	---	\$---	---
Year-End Balance	325	21,124	6399.7%

*Entity with no data in 2023 and 2024 has no expenditures to report.

Beltrami County Attorney's Office

Expenditures	2023 Expenditures	2024* Expenditures	Percent Change (\$)
Amount Received in the Previous Year	\$19,131	\$14,804	-22.6%
Expenditure Categories			
Crime Prevention	\$---	\$---	---
Victim Reparations	---	---	---
Exploited Youth Programs	---	---	---
Trafficking Victim Programs	---	---	---
Investigation Costs	---	---	---
Court Costs	---	---	---
Salaries	---	---	---
Professional Services	---	---	---
Travel	---	---	---
Training	---	---	---
Other Operating Expenses	---	---	---
Capital Expenditures	---	---	---
Non-Profit or Other Programs	---	---	---
Other Expenditures	---	---	---
Total Expenditures	\$---	\$---	---
Estimated Value of All Held Property	19,131	14,804	-22.6%
Year-End Balance	19,131	14,804	-22.6%

*Entity with no data in 2023 and 2024 has no expenditures to report.

Beltrami County Sheriff's Office

Expenditures	2023 Expenditures	2024* Expenditures	Percent Change (\$)
Amount Received in the Previous Year	\$5,134	\$814	-84.1%
Expenditure Categories			
Crime Prevention	\$---	\$---	---
Victim Reparations	---	---	---
Exploited Youth Programs	---	---	---
Trafficking Victim Programs	---	---	---
Investigation Costs	---	---	---
Court Costs	---	---	---
Salaries	---	---	---
Professional Services	---	---	---
Travel	---	---	---
Training	---	---	---
Other Operating Expenses	---	---	---
Capital Expenditures	---	---	---
Non-Profit or Other Programs	---	---	---
Other Expenditures	---	---	---
Total Expenditures	\$---	\$---	---
Estimated Value of All Held Property	---	814	---
Year-End Balance	5,134	5,000	-2.6%

*Entity with no data in 2023 and 2024 has no expenditures to report.

Bemidji Police Department

Expenditures	2023 Expenditures	2024* Expenditures	Percent Change (\$)
Amount Received in the Previous Year	\$16,080	\$12,986	-19.2%
Expenditure Categories			
Crime Prevention	\$---	\$---	---
Victim Reparations	---	---	---
Exploited Youth Programs	---	---	---
Trafficking Victim Programs	---	---	---
Investigation Costs	---	---	---
Court Costs	---	---	---
Salaries	---	---	---
Professional Services	---	---	---
Travel	---	---	---
Training	---	---	---
Other Operating Expenses	---	---	---
Capital Expenditures	60,000	4,046	-93.3%
Non-Profit or Other Programs	---	---	---
Other Expenditures	---	---	---
Total Expenditures	\$60,000	\$4,046	-93.3%
Estimated Value of All Held Property	194,636	90,218	-53.6%
Year-End Balance	180,930	183,969	1.7%

*Entity with no data in 2023 and 2024 has no expenditures to report.

Benson Police Department

Expenditures	2023 Expenditures	2024* Expenditures	Percent Change (\$)
Amount Received in the Previous Year	\$2,295	\$---	-100.0%
Expenditure Categories			
Crime Prevention	\$---	\$---	---
Victim Reparations	---	---	---
Exploited Youth Programs	---	---	---
Trafficking Victim Programs	---	---	---
Investigation Costs	---	---	---
Court Costs	---	---	---
Salaries	---	---	---
Professional Services	---	---	---
Travel	---	---	---
Training	---	---	---
Other Operating Expenses	---	---	---
Capital Expenditures	---	---	---
Non-Profit or Other Programs	---	---	---
Other Expenditures	48,760	---	-100.0%
Total Expenditures	\$48,760	\$---	-100.0%
Estimated Value of All Held Property	---	\$---	---
Year-End Balance	---	\$---	---

*Entity with no data in 2023 and 2024 has no expenditures to report.

Benton County Attorney's Office

Expenditures	2023 Expenditures	2024* Expenditures	Percent Change (\$)
Amount Received in the Previous Year	\$6,523	\$772	-88.2%
Expenditure Categories			
Crime Prevention	\$---	\$---	---
Victim Reparations	---	---	---
Exploited Youth Programs	---	---	---
Trafficking Victim Programs	---	---	---
Investigation Costs	---	---	---
Court Costs	---	---	---
Salaries	---	---	---
Professional Services	643	2,725	323.8%
Travel	---	75	---
Training	214	---	-100.0%
Other Operating Expenses	---	---	---
Capital Expenditures	563	69	-87.7%
Non-Profit or Other Programs	---	---	---
Other Expenditures	---	---	---
Total Expenditures	\$1,420	\$2,869	102.0%
Estimated Value of All Held Property	---	\$---	---
Year-End Balance	14,340	12,242	-14.6%

*Entity with no data in 2023 and 2024 has no expenditures to report.

Benton County Sheriff's Office

Expenditures	2023 Expenditures	2024* Expenditures	Percent Change (\$)
Amount Received in the Previous Year	\$1,100	\$---	-100.0%
Expenditure Categories			
Crime Prevention	\$---	\$---	---
Victim Reparations	---	---	---
Exploited Youth Programs	---	---	---
Trafficking Victim Programs	---	---	---
Investigation Costs	---	---	---
Court Costs	---	---	---
Salaries	---	---	---
Professional Services	---	---	---
Travel	---	---	---
Training	---	---	---
Other Operating Expenses	---	---	---
Capital Expenditures	19,500	---	-100.0%
Non-Profit or Other Programs	---	---	---
Other Expenditures	---	---	---
Total Expenditures	\$19,500	\$---	-100.0%
Estimated Value of All Held Property	---	\$---	---
Year-End Balance	15,657	15,657	---

*Entity with no data in 2023 and 2024 has no expenditures to report.

Big Lake Police Department

Expenditures	2023 Expenditures	2024* Expenditures	Percent Change (\$)
Amount Received in the Previous Year	\$2,700	\$1,109	-58.9%
Expenditure Categories			
Crime Prevention	\$---	\$---	---
Victim Reparations	---	---	---
Exploited Youth Programs	---	---	---
Trafficking Victim Programs	---	---	---
Investigation Costs	---	---	---
Court Costs	---	---	---
Salaries	---	---	---
Professional Services	---	---	---
Travel	---	---	---
Training	---	---	---
Other Operating Expenses	---	---	---
Capital Expenditures	2,619	18,717	614.7%
Non-Profit or Other Programs	---	---	---
Other Expenditures	---	---	---
Total Expenditures	\$2,619	\$18,717	614.7%
Estimated Value of All Held Property	4,200	4,000	-4.8%
Year-End Balance	80,063	99,325	24.1%

*Entity with no data in 2023 and 2024 has no expenditures to report.

Big Stone County Attorney's Office

Expenditures	2023 Expenditures	2024* Expenditures	Percent Change (\$)
Amount Received in the Previous Year	\$5,692	\$75	-98.7%
Expenditure Categories			
Crime Prevention	\$---	\$---	---
Victim Reparations	---	---	---
Exploited Youth Programs	---	---	---
Trafficking Victim Programs	---	---	---
Investigation Costs	---	---	---
Court Costs	---	---	---
Salaries	---	5,692	---
Professional Services	---	---	---
Travel	---	---	---
Training	---	---	---
Other Operating Expenses	---	---	---
Capital Expenditures	---	---	---
Non-Profit or Other Programs	---	---	---
Other Expenditures	---	---	---
Total Expenditures	\$---	\$5,692	---
Estimated Value of All Held Property	---	\$---	---
Year-End Balance	5,692	75	-98.7%

*Entity with no data in 2023 and 2024 has no expenditures to report.

Big Stone County Sheriff's Office

Expenditures	2023 Expenditures	2024* Expenditures	Percent Change (\$)
Amount Received in the Previous Year	\$11,293	\$---	-100.0%
Expenditure Categories			
Crime Prevention	4,409	\$---	-100.0%
Victim Reparations	---	---	---
Exploited Youth Programs	---	---	---
Trafficking Victim Programs	---	---	---
Investigation Costs	---	---	---
Court Costs	---	---	---
Salaries	---	---	---
Professional Services	---	---	---
Travel	---	---	---
Training	---	---	---
Other Operating Expenses	---	---	---
Capital Expenditures	---	---	---
Non-Profit or Other Programs	---	---	---
Other Expenditures	---	---	---
Total Expenditures	\$4,409	\$---	-100.0%
Estimated Value of All Held Property	---	\$---	---
Year-End Balance	6,884	\$---	-100.0%

*Entity with no data in 2023 and 2024 has no expenditures to report.

Blackduck Police Department

Expenditures	2023 Expenditures	2024* Expenditures	Percent Change (\$)
Amount Received in the Previous Year	\$---	\$---	---
Expenditure Categories			
Crime Prevention	\$---	\$---	---
Victim Reparations	---	---	---
Exploited Youth Programs	---	---	---
Trafficking Victim Programs	---	---	---
Investigation Costs	---	---	---
Court Costs	---	---	---
Salaries	---	---	---
Professional Services	---	---	---
Travel	---	---	---
Training	---	---	---
Other Operating Expenses	---	---	---
Capital Expenditures	---	---	---
Non-Profit or Other Programs	---	---	---
Other Expenditures	---	---	---
Total Expenditures	\$---	\$---	---
Estimated Value of All Held Property	---	\$---	---
Year-End Balance	---	\$---	---

*Entity with no data in 2023 and 2024 has no expenditures to report.

Blaine Police Department

	2023	2024*	Percent
Expenditures	Expenditures	Expenditures	Change (\$)
Amount Received in the Previous Year	\$3,427	\$12,139	254.2%
Expenditure Categories			
Crime Prevention	\$---	\$---	---
Victim Reparations	---	---	---
Exploited Youth Programs	---	---	---
Trafficking Victim Programs	---	---	---
Investigation Costs	---	---	---
Court Costs	---	---	---
Salaries	---	---	---
Professional Services	---	---	---
Travel	---	---	---
Training	---	---	---
Other Operating Expenses	3,189	13,413	320.6%
Capital Expenditures	17,839	87,328	389.5%
Non-Profit or Other Programs	---	---	---
Other Expenditures	---	---	---
Total Expenditures	\$21,028	\$100,741	379.1%
Estimated Value of All Held Property	12,711	8,122	-36.1%
Year-End Balance	311,017	254,368	-18.2%

*Entity with no data in 2023 and 2024 has no expenditures to report.

Blooming Prairie Police Department

	2023	2024*	Percent
Expenditures	Expenditures	Expenditures	Change (\$)
Amount Received in the Previous Year	\$---	\$---	---
Expenditure Categories			
Crime Prevention	\$---	\$---	---
Victim Reparations	---	---	---
Exploited Youth Programs	---	---	---
Trafficking Victim Programs	---	---	---
Investigation Costs	---	---	---
Court Costs	---	---	---
Salaries	---	---	---
Professional Services	---	---	---
Travel	---	---	---
Training	---	---	---
Other Operating Expenses	---	---	---
Capital Expenditures	---	---	---
Non-Profit or Other Programs	---	---	---
Other Expenditures	---	---	---
Total Expenditures	\$---	\$---	---
Estimated Value of All Held Property	---	\$---	---
Year-End Balance	---	\$---	---

*Entity with no data in 2023 and 2024 has no expenditures to report.

Bloomington Police Department

	2023	2024*	Percent
Expenditures	Expenditures	Expenditures	Change (\$)
Amount Received in the Previous Year	\$152,613	\$167,794	9.9%
Expenditure Categories			
Crime Prevention	\$---	\$---	---
Victim Reparations	---	---	---
Exploited Youth Programs	---	---	---
Trafficking Victim Programs	---	---	---
Investigation Costs	---	---	---
Court Costs	---	---	---
Salaries	2,628	20,714	688.2%
Professional Services	14,320	---	-100.0%
Travel	---	---	---
Training	---	---	---
Other Operating Expenses	24,774	10,772	-56.5%
Capital Expenditures	161,718	16,433	-89.8%
Non-Profit or Other Programs	---	---	---
Other Expenditures	---	---	---
Total Expenditures	\$203,440	\$47,919	-76.4%
Estimated Value of All Held Property	---	\$---	---
Year-End Balance	598,987	756,131	26.2%

*Entity with no data in 2023 and 2024 has no expenditures to report.

Blue Earth County Attorney's Office

	2023	2024*	Percent
Expenditures	Expenditures	Expenditures	Change (\$)
Amount Received in the Previous Year	\$6,384	\$12,204	91.2%
Expenditure Categories			
Crime Prevention	1,100	1,500	36.4%
Victim Reparations	228	---	-100.0%
Exploited Youth Programs	---	---	---
Trafficking Victim Programs	---	---	---
Investigation Costs	8,340	2,671	-68.0%
Court Costs	310	---	-100.0%
Salaries	---	---	---
Professional Services	---	---	---
Travel	434	400	-7.8%
Training	1,500	1,500	---
Other Operating Expenses	1,437	4,056	182.3%
Capital Expenditures	---	---	---
Non-Profit or Other Programs	---	---	---
Other Expenditures	---	---	---
Total Expenditures	\$13,349	\$10,127	-24.1%
Estimated Value of All Held Property	---	\$---	---
Year-End Balance	213,185	212,417	-0.4%

*Entity with no data in 2023 and 2024 has no expenditures to report.

Blue Earth County Sheriff's Office

Expenditures	2023 Expenditures	2024* Expenditures	Percent Change (\$)
Amount Received in the Previous Year	\$1,026	\$3,435	234.8%
Expenditure Categories			
Crime Prevention	\$---	\$---	---
Victim Reparations	---	---	---
Exploited Youth Programs	---	---	---
Trafficking Victim Programs	---	---	---
Investigation Costs	---	---	---
Court Costs	---	---	---
Salaries	---	---	---
Professional Services	---	---	---
Travel	---	---	---
Training	---	3,435	---
Other Operating Expenses	---	---	---
Capital Expenditures	---	---	---
Non-Profit or Other Programs	---	---	---
Other Expenditures	---	---	---
Total Expenditures	---	\$3,435	---
Estimated Value of All Held Property	---	\$---	---
Year-End Balance	1,026	\$---	-100.0%

*Entity with no data in 2023 and 2024 has no expenditures to report.

Blue Earth Police Department

Expenditures	2023 Expenditures	2024* Expenditures	Percent Change (\$)
Amount Received in the Previous Year	\$926	\$---	-100.0%
Expenditure Categories			
Crime Prevention	\$---	\$---	---
Victim Reparations	---	---	---
Exploited Youth Programs	---	---	---
Trafficking Victim Programs	---	---	---
Investigation Costs	---	---	---
Court Costs	---	---	---
Salaries	---	---	---
Professional Services	---	---	---
Travel	---	---	---
Training	---	---	---
Other Operating Expenses	---	---	---
Capital Expenditures	6,455	---	-100.0%
Non-Profit or Other Programs	---	---	---
Other Expenditures	---	---	---
Total Expenditures	\$6,455	\$---	-100.0%
Estimated Value of All Held Property	---	\$---	---
Year-End Balance	4,227	\$---	-100.0%

*Entity with no data in 2023 and 2024 has no expenditures to report.

Boundary Waters Drug Task Force

Expenditures	2023 Expenditures	2024* Expenditures	Percent Change (\$)
Amount Received in the Previous Year	\$---	\$---	---
Expenditure Categories			
Crime Prevention	\$---	\$---	---
Victim Reparations	---	---	---
Exploited Youth Programs	---	---	---
Trafficking Victim Programs	---	---	---
Investigation Costs	---	---	---
Court Costs	---	---	---
Salaries	---	---	---
Professional Services	---	---	---
Travel	---	---	---
Training	---	---	---
Other Operating Expenses	---	---	---
Capital Expenditures	---	---	---
Non-Profit or Other Programs	---	---	---
Other Expenditures	---	---	---
Total Expenditures	---	\$---	---
Estimated Value of All Held Property	---	\$---	---
Year-End Balance	3,748	3,748	---

*Entity with no data in 2023 and 2024 has no expenditures to report.

Braham Police Department

Expenditures	2023 Expenditures	2024* Expenditures	Percent Change (\$)
Amount Received in the Previous Year	\$---	\$---	---
Expenditure Categories			
Crime Prevention	\$---	\$---	---
Victim Reparations	---	---	---
Exploited Youth Programs	---	---	---
Trafficking Victim Programs	---	---	---
Investigation Costs	---	---	---
Court Costs	---	---	---
Salaries	---	---	---
Professional Services	---	---	---
Travel	---	---	---
Training	---	---	---
Other Operating Expenses	---	---	---
Capital Expenditures	---	---	---
Non-Profit or Other Programs	---	---	---
Other Expenditures	---	---	---
Total Expenditures	\$---	\$---	---
Estimated Value of All Held Property	---	\$---	---
Year-End Balance	---	\$---	---

*Entity with no data in 2023 and 2024 has no expenditures to report.

Brainerd Police Department

	2023	2024*	Percent
Expenditures	Expenditures	Expenditures	Change (\$)
Amount Received in the Previous Year	\$9,747	\$529	-94.6%
Expenditure Categories			
Crime Prevention	\$---	\$---	---
Victim Reparations	---	---	---
Exploited Youth Programs	---	---	---
Trafficking Victim Programs	---	---	---
Investigation Costs	---	---	---
Court Costs	---	---	---
Salaries	---	---	---
Professional Services	---	---	---
Travel	---	---	---
Training	---	---	---
Other Operating Expenses	---	---	---
Capital Expenditures	---	---	---
Non-Profit or Other Programs	---	---	---
Other Expenditures	---	---	---
Total Expenditures	\$---	\$---	---
Estimated Value of All Held Property	37,115	27,507	-25.9%
Year-End Balance	67,707	68,449	1.1%

*Entity with no data in 2023 and 2024 has no expenditures to report.

Breckenridge Police Department

	2023	2024*	Percent
Expenditures	Expenditures	Expenditures	Change (\$)
Amount Received in the Previous Year	\$---	\$---	---
Expenditure Categories			
Crime Prevention	\$---	\$---	---
Victim Reparations	---	---	---
Exploited Youth Programs	---	---	---
Trafficking Victim Programs	---	---	---
Investigation Costs	---	---	---
Court Costs	---	---	---
Salaries	---	---	---
Professional Services	---	---	---
Travel	---	---	---
Training	---	---	---
Other Operating Expenses	---	---	---
Capital Expenditures	7,931	---	-100.0%
Non-Profit or Other Programs	---	---	---
Other Expenditures	---	---	---
Total Expenditures	\$7,931	\$---	-100.0%
Estimated Value of All Held Property	3,000	4,504	50.1%
Year-End Balance	4,728	5,028	6.3%

*Entity with no data in 2023 and 2024 has no expenditures to report.

Breezy Point Police Department

	2023	2024*	Percent
Expenditures	Expenditures	Expenditures	Change (\$)
Amount Received in the Previous Year	\$---	\$---	---
Expenditure Categories			
Crime Prevention	\$---	\$---	---
Victim Reparations	---	---	---
Exploited Youth Programs	---	---	---
Trafficking Victim Programs	---	---	---
Investigation Costs	---	---	---
Court Costs	---	---	---
Salaries	---	---	---
Professional Services	---	---	---
Travel	---	---	---
Training	---	---	---
Other Operating Expenses	---	---	---
Capital Expenditures	---	---	---
Non-Profit or Other Programs	---	---	---
Other Expenditures	---	---	---
Total Expenditures	\$---	\$---	---
Estimated Value of All Held Property	---	\$---	---
Year-End Balance	---	\$---	---

*Entity with no data in 2023 and 2024 has no expenditures to report.

Breitung Police Department

	2023	2024*	Percent
Expenditures	Expenditures	Expenditures	Change (\$)
Amount Received in the Previous Year	\$---	\$1,977	---
Expenditure Categories			
Crime Prevention	\$---	\$---	---
Victim Reparations	---	---	---
Exploited Youth Programs	---	---	---
Trafficking Victim Programs	---	---	---
Investigation Costs	---	---	---
Court Costs	---	539	---
Salaries	---	---	---
Professional Services	---	148	---
Travel	---	---	---
Training	---	---	---
Other Operating Expenses	---	---	---
Capital Expenditures	---	---	---
Non-Profit or Other Programs	---	---	---
Other Expenditures	---	---	---
Total Expenditures	\$---	\$687	---
Estimated Value of All Held Property	---	2,125	---
Year-End Balance	---	903	---

*Entity with no data in 2023 and 2024 has no expenditures to report.

Brooklyn Center Police Department

Expenditures	2023 Expenditures	2024* Expenditures	Percent Change (\$)
Amount Received in the Previous Year	\$87,489	\$---	-100.0%
Expenditure Categories			
Crime Prevention	\$---	\$---	---
Victim Reparations	---	---	---
Exploited Youth Programs	---	---	---
Trafficking Victim Programs	---	---	---
Investigation Costs	---	---	---
Court Costs	---	---	---
Salaries	---	---	---
Professional Services	---	---	---
Travel	---	---	---
Training	---	---	---
Other Operating Expenses	---	---	---
Capital Expenditures	---	53,001	---
Non-Profit or Other Programs	---	---	---
Other Expenditures	---	---	---
Total Expenditures	\$---	\$53,001	---
Estimated Value of All Held Property	---	\$---	---
Year-End Balance	104,283	54,688	-47.6%

*Entity with no data in 2023 and 2024 has no expenditures to report.

Brooklyn Park Police Department

Expenditures	2023 Expenditures	2024* Expenditures	Percent Change (\$)
Amount Received in the Previous Year	\$4,565	\$1,701	-62.7%
Expenditure Categories			
Crime Prevention	\$---	\$---	---
Victim Reparations	---	---	---
Exploited Youth Programs	---	---	---
Trafficking Victim Programs	---	---	---
Investigation Costs	---	---	---
Court Costs	---	---	---
Salaries	---	---	---
Professional Services	13,523	8,254	-39.0%
Travel	---	---	---
Training	---	---	---
Other Operating Expenses	---	---	---
Capital Expenditures	23,991	28,200	17.5%
Non-Profit or Other Programs	---	---	---
Other Expenditures	45,196	22,267	-50.7%
Total Expenditures	\$82,710	\$58,721	-29.0%
Estimated Value of All Held Property	24,200	109,500	352.5%
Year-End Balance	---	\$---	---

*Entity with no data in 2023 and 2024 has no expenditures to report.

Brown County Attorney's Office

Expenditures	2023 Expenditures	2024* Expenditures	Percent Change (\$)
Amount Received in the Previous Year	\$2,834	\$825	-70.9%
Expenditure Categories			
Crime Prevention	\$---	\$---	---
Victim Reparations	---	---	---
Exploited Youth Programs	---	---	---
Trafficking Victim Programs	---	---	---
Investigation Costs	---	---	---
Court Costs	---	---	---
Salaries	---	---	---
Professional Services	---	---	---
Travel	---	---	---
Training	---	---	---
Other Operating Expenses	1,161	3,724	220.8%
Capital Expenditures	1,125	130	-88.4%
Non-Profit or Other Programs	---	---	---
Other Expenditures	---	---	---
Total Expenditures	\$2,286	\$3,854	68.6%
Estimated Value of All Held Property	---	\$---	---
Year-End Balance	24,589	21,561	-12.3%

*Entity with no data in 2023 and 2024 has no expenditures to report.

Brown County Sheriff's Office

Expenditures	2023 Expenditures	2024* Expenditures	Percent Change (\$)
Amount Received in the Previous Year	\$---	\$1,575	---
Expenditure Categories			
Crime Prevention	\$---	\$---	---
Victim Reparations	---	---	---
Exploited Youth Programs	---	---	---
Trafficking Victim Programs	---	---	---
Investigation Costs	---	---	---
Court Costs	---	---	---
Salaries	---	---	---
Professional Services	---	---	---
Travel	---	---	---
Training	---	---	---
Other Operating Expenses	---	---	---
Capital Expenditures	---	---	---
Non-Profit or Other Programs	---	---	---
Other Expenditures	---	---	---
Total Expenditures	\$---	\$---	---
Estimated Value of All Held Property	---	\$---	---
Year-End Balance	---	1,105	---

*Entity with no data in 2023 and 2024 has no expenditures to report.

Brown-Lyon-Redwood-Renville Drug Task Force

	2023	2024*	Percent
Expenditures	Expenditures	Expenditures	Change (\$)
Amount Received in the Previous Year	\$185,788	\$149,671	-19.4%
Expenditure Categories			
Crime Prevention	\$---	\$---	---
Victim Reparations	---	---	---
Exploited Youth Programs	---	---	---
Trafficking Victim Programs	---	---	---
Investigation Costs	8,560	1,160	-86.4%
Court Costs	66,902	8,162	-87.8%
Salaries	---	---	---
Professional Services	---	---	---
Travel	---	---	---
Training	---	---	---
Other Operating Expenses	---	---	---
Capital Expenditures	---	---	---
Non-Profit or Other Programs	---	---	---
Other Expenditures	---	---	---
Total Expenditures	\$75,462	\$9,322	-87.6%
Estimated Value of All Held Property	7,000	10,475	49.6%
Year-End Balance	117,326	150,824	28.6%

*Entity with no data in 2023 and 2024 has no expenditures to report.

Brownsdale Police Department

	2023	2024*	Percent
Expenditures	Expenditures	Expenditures	Change (\$)
Amount Received in the Previous Year	\$---	\$---	---
Expenditure Categories			
Crime Prevention	\$---	\$---	---
Victim Reparations	---	---	---
Exploited Youth Programs	---	---	---
Trafficking Victim Programs	---	---	---
Investigation Costs	---	---	---
Court Costs	---	---	---
Salaries	---	---	---
Professional Services	---	---	---
Travel	---	---	---
Training	---	---	---
Other Operating Expenses	---	---	---
Capital Expenditures	---	---	---
Non-Profit or Other Programs	---	---	---
Other Expenditures	---	---	---
Total Expenditures	\$---	\$---	---
Estimated Value of All Held Property	---	\$---	---
Year-End Balance	---	\$---	---

*Entity with no data in 2023 and 2024 has no expenditures to report.

Brownton Police Department

	2023	2024*	Percent
Expenditures	Expenditures	Expenditures	Change (\$)
Amount Received in the Previous Year	\$---	\$---	---
Expenditure Categories			
Crime Prevention	\$---	\$---	---
Victim Reparations	---	---	---
Exploited Youth Programs	---	---	---
Trafficking Victim Programs	---	---	---
Investigation Costs	---	---	---
Court Costs	---	---	---
Salaries	---	---	---
Professional Services	---	---	---
Travel	---	---	---
Training	---	---	---
Other Operating Expenses	---	---	---
Capital Expenditures	---	---	---
Non-Profit or Other Programs	---	---	---
Other Expenditures	---	---	---
Total Expenditures	\$---	\$---	---
Estimated Value of All Held Property	100	\$---	-100.0%
Year-End Balance	4,681	\$---	-100.0%

*Entity with no data in 2023 and 2024 has no expenditures to report.

Buffalo Lake Police Department

	2023	2024*	Percent
Expenditures	Expenditures	Expenditures	Change (\$)
Amount Received in the Previous Year	\$---	\$---	---
Expenditure Categories			
Crime Prevention	\$---	\$---	---
Victim Reparations	---	---	---
Exploited Youth Programs	---	---	---
Trafficking Victim Programs	---	---	---
Investigation Costs	---	---	---
Court Costs	---	---	---
Salaries	---	---	---
Professional Services	---	---	---
Travel	---	---	---
Training	---	---	---
Other Operating Expenses	---	---	---
Capital Expenditures	---	---	---
Non-Profit or Other Programs	---	---	---
Other Expenditures	---	---	---
Total Expenditures	\$---	\$---	---
Estimated Value of All Held Property	2,000	2,000	---
Year-End Balance	4,751	4,753	0.0%

*Entity with no data in 2023 and 2024 has no expenditures to report.

Buffalo Police Department

Expenditures	2023 Expenditures	2024* Expenditures	Percent Change (\$)
Amount Received in the Previous Year	\$14,661	\$---	-100.0%
Expenditure Categories			
Crime Prevention	\$---	\$---	---
Victim Reparations	---	---	---
Exploited Youth Programs	---	---	---
Trafficking Victim Programs	---	---	---
Investigation Costs	---	---	---
Court Costs	---	---	---
Salaries	---	---	---
Professional Services	---	---	---
Travel	---	---	---
Training	---	---	---
Other Operating Expenses	---	---	---
Capital Expenditures	4,147	---	-100.0%
Non-Profit or Other Programs	---	---	---
Other Expenditures	---	---	---
Total Expenditures	\$4,147	\$---	-100.0%
Estimated Value of All Held Property	---	\$---	---
Year-End Balance	12,292	\$---	-100.0%

*Entity with no data in 2023 and 2024 has no expenditures to report.

Buffalo Ridge Drug Task Force

Expenditures	2023 Expenditures	2024* Expenditures	Percent Change (\$)
Amount Received in the Previous Year	\$13,705	\$59,580	334.7%
Expenditure Categories			
Crime Prevention	\$---	\$---	---
Victim Reparations	---	---	---
Exploited Youth Programs	---	---	---
Trafficking Victim Programs	---	---	---
Investigation Costs	---	---	---
Court Costs	---	---	---
Salaries	---	---	---
Professional Services	---	---	---
Travel	---	---	---
Training	---	---	---
Other Operating Expenses	---	---	---
Capital Expenditures	---	---	---
Non-Profit or Other Programs	---	---	---
Other Expenditures	---	---	---
Total Expenditures	\$---	\$---	---
Estimated Value of All Held Property	7,400	3,900	-47.3%
Year-End Balance	10,474	2,974	-71.6%

*Entity with no data in 2023 and 2024 has no expenditures to report.

Bureau of Criminal Apprehension

Expenditures	2023 Expenditures	2024* Expenditures	Percent Change (\$)
Amount Received in the Previous Year	\$141,826	\$329,314	132.2%
Expenditure Categories			
Crime Prevention	\$---	\$---	---
Victim Reparations	---	---	---
Exploited Youth Programs	---	---	---
Trafficking Victim Programs	---	---	---
Investigation Costs	---	---	---
Court Costs	---	---	---
Salaries	20,428	19,135	-6.3%
Professional Services	---	---	---
Travel	---	---	---
Training	---	---	---
Other Operating Expenses	896	---	-100.0%
Capital Expenditures	---	---	---
Non-Profit or Other Programs	---	---	---
Other Expenditures	25,034	3,508	-86.0%
Total Expenditures	\$46,358	\$22,643	-51.2%
Estimated Value of All Held Property	31,973	\$---	-100.0%
Year-End Balance	1,153,734	1,743,486	51.1%

*Entity with no data in 2023 and 2024 has no expenditures to report.

Burnsville Police Department

Expenditures	2023 Expenditures	2024* Expenditures	Percent Change (\$)
Amount Received in the Previous Year	\$2,875	\$950	-67.0%
Expenditure Categories			
Crime Prevention	\$---	\$---	---
Victim Reparations	---	---	---
Exploited Youth Programs	---	---	---
Trafficking Victim Programs	---	---	---
Investigation Costs	---	---	---
Court Costs	---	---	---
Salaries	---	---	---
Professional Services	---	---	---
Travel	---	---	---
Training	---	---	---
Other Operating Expenses	1,090	1,160	6.4%
Capital Expenditures	---	---	---
Non-Profit or Other Programs	---	---	---
Other Expenditures	10,234	12,798	25.1%
Total Expenditures	\$11,324	\$13,958	23.3%
Estimated Value of All Held Property	5,890	7,847	33.2%
Year-End Balance	24,948	11,941	-52.1%

*Entity with no data in 2023 and 2024 has no expenditures to report.

Caledonia Police Department

Expenditures	2023 Expenditures	2024* Expenditures	Percent Change (\$)
Amount Received in the Previous Year	\$---	\$---	---
Expenditure Categories			
Crime Prevention	\$---	\$---	---
Victim Reparations	---	---	---
Exploited Youth Programs	---	---	---
Trafficking Victim Programs	---	---	---
Investigation Costs	---	---	---
Court Costs	---	---	---
Salaries	---	---	---
Professional Services	---	---	---
Travel	---	---	---
Training	---	---	---
Other Operating Expenses	---	---	---
Capital Expenditures	---	---	---
Non-Profit or Other Programs	---	---	---
Other Expenditures	---	---	---
Total Expenditures	\$---	\$---	---
Estimated Value of All Held Property	---	\$---	---
Year-End Balance	---	\$---	---

*Entity with no data in 2023 and 2024 has no expenditures to report.

Callaway/Ogema Police Department

Expenditures	2023 Expenditures	2024* Expenditures	Percent Change (\$)
Amount Received in the Previous Year	\$---	\$427	---
Expenditure Categories			
Crime Prevention	\$---	\$---	---
Victim Reparations	---	---	---
Exploited Youth Programs	---	---	---
Trafficking Victim Programs	---	---	---
Investigation Costs	---	---	---
Court Costs	---	---	---
Salaries	---	---	---
Professional Services	---	---	---
Travel	---	---	---
Training	---	---	---
Other Operating Expenses	---	---	---
Capital Expenditures	---	427	---
Non-Profit or Other Programs	---	---	---
Other Expenditures	---	---	---
Total Expenditures	\$---	\$427	---
Estimated Value of All Held Property	---	427	---
Year-End Balance	---	\$---	---

*Entity with no data in 2023 and 2024 has no expenditures to report.

Cambridge Police Department

Expenditures	2023 Expenditures	2024* Expenditures	Percent Change (\$)
Amount Received in the Previous Year	\$---	\$---	---
Expenditure Categories			
Crime Prevention	\$---	\$---	---
Victim Reparations	---	---	---
Exploited Youth Programs	---	---	---
Trafficking Victim Programs	---	---	---
Investigation Costs	---	---	---
Court Costs	---	---	---
Salaries	---	---	---
Professional Services	---	---	---
Travel	---	---	---
Training	---	---	---
Other Operating Expenses	---	---	---
Capital Expenditures	---	---	---
Non-Profit or Other Programs	---	---	---
Other Expenditures	---	---	---
Total Expenditures	\$---	\$---	---
Estimated Value of All Held Property	---	\$---	---
Year-End Balance	---	\$---	---

*Entity with no data in 2023 and 2024 has no expenditures to report.

Canby Police Department

Expenditures	2023 Expenditures	2024* Expenditures	Percent Change (\$)
Amount Received in the Previous Year	\$50	\$---	-100.0%
Expenditure Categories			
Crime Prevention	\$---	\$---	---
Victim Reparations	---	---	---
Exploited Youth Programs	---	---	---
Trafficking Victim Programs	---	---	---
Investigation Costs	---	---	---
Court Costs	15	---	-100.0%
Salaries	---	---	---
Professional Services	---	---	---
Travel	---	---	---
Training	---	---	---
Other Operating Expenses	---	---	---
Capital Expenditures	---	---	---
Non-Profit or Other Programs	---	---	---
Other Expenditures	---	---	---
Total Expenditures	\$15	\$---	-100.0%
Estimated Value of All Held Property	---	\$---	---
Year-End Balance	35	\$---	-100.0%

*Entity with no data in 2023 and 2024 has no expenditures to report.

Cannon Falls Police Department

Expenditures	2023 Expenditures	2024* Expenditures	Percent Change (\$)
Amount Received in the Previous Year	\$6,550	\$---	-100.0%
Expenditure Categories			
Crime Prevention	\$---	\$---	---
Victim Reparations	---	---	---
Exploited Youth Programs	---	---	---
Trafficking Victim Programs	---	---	---
Investigation Costs	---	---	---
Court Costs	1,470	---	-100.0%
Salaries	---	---	---
Professional Services	---	---	---
Travel	---	---	---
Training	---	---	---
Other Operating Expenses	---	---	---
Capital Expenditures	5,265	---	-100.0%
Non-Profit or Other Programs	---	---	---
Other Expenditures	---	---	---
Total Expenditures	\$6,735	\$---	-100.0%
Estimated Value of All Held Property	---	\$---	---
Year-End Balance	60	\$---	-100.0%

*Entity with no data in 2023 and 2024 has no expenditures to report.

Cannon River Drug and Violent Offender Task Force

Expenditures	2023 Expenditures	2024* Expenditures	Percent Change (\$)
Amount Received in the Previous Year	\$90,710	\$28,070	-69.1%
Expenditure Categories			
Crime Prevention	\$---	\$---	---
Victim Reparations	---	---	---
Exploited Youth Programs	---	---	---
Trafficking Victim Programs	---	---	---
Investigation Costs	10,214	4,000	-60.8%
Court Costs	---	---	---
Salaries	41,902	---	-100.0%
Professional Services	---	---	---
Travel	---	---	---
Training	4,693	291	-93.8%
Other Operating Expenses	1,378	---	-100.0%
Capital Expenditures	14,575	18,719	28.4%
Non-Profit or Other Programs	---	---	---
Other Expenditures	17,948	---	-100.0%
Total Expenditures	\$90,710	\$23,010	-74.6%
Estimated Value of All Held Property	65,039	35,004	-46.2%
Year-End Balance	9,483	5,060	-46.6%

*Entity with no data in 2023 and 2024 has no expenditures to report.

Carlton County Attorney's Office

Expenditures	2023 Expenditures	2024* Expenditures	Percent Change (\$)
Amount Received in the Previous Year	\$5,573	\$187	-96.6%
Expenditure Categories			
Crime Prevention	\$---	\$---	---
Victim Reparations	---	---	---
Exploited Youth Programs	---	---	---
Trafficking Victim Programs	---	---	---
Investigation Costs	---	---	---
Court Costs	---	---	---
Salaries	---	---	---
Professional Services	---	---	---
Travel	86	282	227.9%
Training	1,686	605	-64.1%
Other Operating Expenses	---	---	---
Capital Expenditures	---	---	---
Non-Profit or Other Programs	10,000	---	-100.0%
Other Expenditures	---	---	---
Total Expenditures	\$11,772	\$887	-92.5%
Estimated Value of All Held Property	---	\$---	---
Year-End Balance	14,387	13,687	-4.9%

*Entity with no data in 2023 and 2024 has no expenditures to report.

Carlton County Sheriff's Office

Expenditures	2023 Expenditures	2024* Expenditures	Percent Change (\$)
Amount Received in the Previous Year	\$1,576	\$2,339	48.4%
Expenditure Categories			
Crime Prevention	\$---	\$---	---
Victim Reparations	---	---	---
Exploited Youth Programs	---	---	---
Trafficking Victim Programs	---	---	---
Investigation Costs	---	---	---
Court Costs	---	---	---
Salaries	---	---	---
Professional Services	---	---	---
Travel	---	---	---
Training	---	---	---
Other Operating Expenses	4,492	7,266	61.8%
Capital Expenditures	1,715	---	-100.0%
Non-Profit or Other Programs	---	---	---
Other Expenditures	---	2,949	---
Total Expenditures	\$6,207	\$10,215	64.6%
Estimated Value of All Held Property	---	\$---	---
Year-End Balance	24,990	\$---	-100.0%

*Entity with no data in 2023 and 2024 has no expenditures to report.

Carver County Attorney's Office

Expenditures	2023 Expenditures	2024* Expenditures	Percent Change (\$)
Amount Received in the Previous Year	\$8,645	\$1,715	-80.2%
Expenditure Categories			
Crime Prevention	500	\$---	-100.0%
Victim Reparations	---	---	---
Exploited Youth Programs	261	---	-100.0%
Trafficking Victim Programs	---	---	---
Investigation Costs	---	---	---
Court Costs	---	---	---
Salaries	---	---	---
Professional Services	---	---	---
Travel	3,147	4,206	33.7%
Training	1,297	1,297	---
Other Operating Expenses	---	1,635	---
Capital Expenditures	---	---	---
Non-Profit or Other Programs	---	2,500	---
Other Expenditures	---	---	---
Total Expenditures	\$5,205	\$9,638	85.2%
Estimated Value of All Held Property	---	\$---	---
Year-End Balance	152,661	146,144	-4.3%

*Entity with no data in 2023 and 2024 has no expenditures to report.

Carver County Sheriff's Office

Expenditures	2023 Expenditures	2024* Expenditures	Percent Change (\$)
Amount Received in the Previous Year	\$3,562	\$1,165	-67.3%
Expenditure Categories			
Crime Prevention	\$---	\$---	---
Victim Reparations	---	---	---
Exploited Youth Programs	---	---	---
Trafficking Victim Programs	---	---	---
Investigation Costs	---	---	---
Court Costs	---	225	---
Salaries	---	---	---
Professional Services	---	---	---
Travel	---	433	---
Training	---	---	---
Other Operating Expenses	---	---	---
Capital Expenditures	2,340	15,209	550.0%
Non-Profit or Other Programs	---	---	---
Other Expenditures	---	---	---
Total Expenditures	\$2,340	\$15,867	578.1%
Estimated Value of All Held Property	---	\$---	---
Year-End Balance	1,222	21,385	1650.0%

*Entity with no data in 2023 and 2024 has no expenditures to report.

Cass County Attorney's Office

Expenditures	2023 Expenditures	2024* Expenditures	Percent Change (\$)
Amount Received in the Previous Year	\$6,235	\$778	-87.5%
Expenditure Categories			
Crime Prevention	2,000	\$---	-100.0%
Victim Reparations	---	---	---
Exploited Youth Programs	---	---	---
Trafficking Victim Programs	---	---	---
Investigation Costs	---	---	---
Court Costs	---	---	---
Salaries	---	---	---
Professional Services	---	---	---
Travel	---	---	---
Training	---	---	---
Other Operating Expenses	---	---	---
Capital Expenditures	---	15,509	---
Non-Profit or Other Programs	---	---	---
Other Expenditures	---	---	---
Total Expenditures	\$2,000	\$15,509	675.5%
Estimated Value of All Held Property	---	\$---	---
Year-End Balance	59,223	44,492	-24.9%

*Entity with no data in 2023 and 2024 has no expenditures to report.

Cass County Sheriff's Office

Expenditures	2023 Expenditures	2024* Expenditures	Percent Change (\$)
Amount Received in the Previous Year	\$4,540	\$---	-100.0%
Expenditure Categories			
Crime Prevention	\$---	\$---	---
Victim Reparations	---	---	---
Exploited Youth Programs	---	---	---
Trafficking Victim Programs	---	---	---
Investigation Costs	---	---	---
Court Costs	---	---	---
Salaries	---	---	---
Professional Services	---	---	---
Travel	---	---	---
Training	---	---	---
Other Operating Expenses	---	---	---
Capital Expenditures	---	---	---
Non-Profit or Other Programs	---	---	---
Other Expenditures	---	---	---
Total Expenditures	\$---	\$---	---
Estimated Value of All Held Property	---	\$---	---
Year-End Balance	---	\$---	---

*Entity with no data in 2023 and 2024 has no expenditures to report.

CEE-VI Drug Task Force

	2023	2024*	Percent
Expenditures	Expenditures	Expenditures	Change (\$)
Amount Received in the Previous Year	\$167,740	\$56,328	-66.4%
Expenditure Categories			
Crime Prevention	\$---	123	---
Victim Reparations	---	---	---
Exploited Youth Programs	---	---	---
Trafficking Victim Programs	---	---	---
Investigation Costs	---	5,138	---
Court Costs	---	---	---
Salaries	---	---	---
Professional Services	3,380	---	-100.0%
Travel	---	18,181	---
Training	3,250	7,508	131.0%
Other Operating Expenses	8,046	4,097	-49.1%
Capital Expenditures	15,426	51,376	233.0%
Non-Profit or Other Programs	---	---	---
Other Expenditures	---	1,199	---
Total Expenditures	\$30,102	\$87,622	191.1%
Estimated Value of All Held Property	57,868	40,641	-29.8%
Year-End Balance	208,152	165,071	-20.7%

*Entity with no data in 2023 and 2024 has no expenditures to report.

Centennial Lakes Police Department

	2023	2024*	Percent
Expenditures	Expenditures	Expenditures	Change (\$)
Amount Received in the Previous Year	\$192	\$14,818	7617.7%
Expenditure Categories			
Crime Prevention	\$---	\$---	---
Victim Reparations	---	---	---
Exploited Youth Programs	---	---	---
Trafficking Victim Programs	---	---	---
Investigation Costs	---	---	---
Court Costs	---	---	---
Salaries	---	---	---
Professional Services	---	---	---
Travel	---	---	---
Training	---	---	---
Other Operating Expenses	134	---	-100.0%
Capital Expenditures	---	---	---
Non-Profit or Other Programs	---	---	---
Other Expenditures	---	---	---
Total Expenditures	\$134	\$---	-100.0%
Estimated Value of All Held Property	7,500	\$---	-100.0%
Year-End Balance	19	14,818	77889.5%

*Entity with no data in 2023 and 2024 has no expenditures to report.

Central Minnesota Violent Offenders Task Force

	2023	2024*	Percent
Expenditures	Expenditures	Expenditures	Change (\$)
Amount Received in the Previous Year	\$96,081	\$81,461	-15.2%
Expenditure Categories			
Crime Prevention	\$---	\$---	---
Victim Reparations	---	---	---
Exploited Youth Programs	---	---	---
Trafficking Victim Programs	---	---	---
Investigation Costs	31,200	134,855	332.2%
Court Costs	---	---	---
Salaries	---	---	---
Professional Services	6,935	8,485	22.4%
Travel	---	---	---
Training	4,637	11,629	150.8%
Other Operating Expenses	26,492	88,110	232.6%
Capital Expenditures	---	---	---
Non-Profit or Other Programs	---	---	---
Other Expenditures	---	---	---
Total Expenditures	\$69,264	\$243,079	250.9%
Estimated Value of All Held Property	151,732	169,527	11.7%
Year-End Balance	81,103	83,080	2.4%

*Entity with no data in 2023 and 2024 has no expenditures to report.

Champlin Police Department

	2023	2024*	Percent
Expenditures	Expenditures	Expenditures	Change (\$)
Amount Received in the Previous Year	\$16,395	\$9,254	-43.6%
Expenditure Categories			
Crime Prevention	\$---	\$---	---
Victim Reparations	---	---	---
Exploited Youth Programs	---	---	---
Trafficking Victim Programs	---	---	---
Investigation Costs	---	---	---
Court Costs	---	2,804	---
Salaries	---	---	---
Professional Services	---	---	---
Travel	---	---	---
Training	---	338	---
Other Operating Expenses	---	---	---
Capital Expenditures	---	---	---
Non-Profit or Other Programs	---	---	---
Other Expenditures	---	---	---
Total Expenditures	\$---	\$3,142	---
Estimated Value of All Held Property	---	\$---	---
Year-End Balance	---	6,112	---

*Entity with no data in 2023 and 2024 has no expenditures to report.

Chaska Police Department

	2023	2024*	Percent
Expenditures	Expenditures	Expenditures	Change (\$)
Amount Received in the Previous Year	\$---	\$---	---
Expenditure Categories			
Crime Prevention	\$---	\$---	---
Victim Reparations	---	---	---
Exploited Youth Programs	---	---	---
Trafficking Victim Programs	---	---	---
Investigation Costs	---	---	---
Court Costs	---	---	---
Salaries	---	---	---
Professional Services	---	---	---
Travel	---	---	---
Training	---	---	---
Other Operating Expenses	4,165	---	-100.0%
Capital Expenditures	59,000	---	-100.0%
Non-Profit or Other Programs	---	---	---
Other Expenditures	---	---	---
Total Expenditures	\$63,165	\$---	-100.0%
Estimated Value of All Held Property	7,441	\$---	-100.0%
Year-End Balance	17,478	6,181	-64.6%

*Entity with no data in 2023 and 2024 has no expenditures to report.

Chatfield Police Department

	2023	2024*	Percent
Expenditures	Expenditures	Expenditures	Change (\$)
Amount Received in the Previous Year	\$---	\$---	---
Expenditure Categories			
Crime Prevention	\$---	\$---	---
Victim Reparations	---	---	---
Exploited Youth Programs	---	---	---
Trafficking Victim Programs	---	---	---
Investigation Costs	---	---	---
Court Costs	---	---	---
Salaries	---	---	---
Professional Services	---	---	---
Travel	---	---	---
Training	---	---	---
Other Operating Expenses	---	---	---
Capital Expenditures	---	---	---
Non-Profit or Other Programs	---	---	---
Other Expenditures	---	---	---
Total Expenditures	\$---	\$---	---
Estimated Value of All Held Property	---	\$---	---
Year-End Balance	---	\$---	---

*Entity with no data in 2023 and 2024 has no expenditures to report.

Chippewa County Attorney's Office

	2023	2024*	Percent
Expenditures	Expenditures	Expenditures	Change (\$)
Amount Received in the Previous Year	\$1,252	\$4,139	230.6%
Expenditure Categories			
Crime Prevention	\$---	\$---	---
Victim Reparations	---	---	---
Exploited Youth Programs	---	---	---
Trafficking Victim Programs	---	---	---
Investigation Costs	---	---	---
Court Costs	7,000	---	-100.0%
Salaries	---	---	---
Professional Services	680	3,721	447.2%
Travel	519	593	14.3%
Training	---	---	---
Other Operating Expenses	2,005	365	-81.8%
Capital Expenditures	---	---	---
Non-Profit or Other Programs	---	---	---
Other Expenditures	---	---	---
Total Expenditures	\$10,204	\$4,679	-54.1%
Estimated Value of All Held Property	---	14	---
Year-End Balance	2,322	\$---	-100.0%

*Entity with no data in 2023 and 2024 has no expenditures to report.

Chippewa County Sheriff's Office

	2023	2024*	Percent
Expenditures	Expenditures	Expenditures	Change (\$)
Amount Received in the Previous Year	\$2,095	\$---	-100.0%
Expenditure Categories			
Crime Prevention	\$---	\$---	---
Victim Reparations	---	---	---
Exploited Youth Programs	---	---	---
Trafficking Victim Programs	---	---	---
Investigation Costs	---	---	---
Court Costs	---	---	---
Salaries	---	---	---
Professional Services	---	---	---
Travel	---	---	---
Training	---	---	---
Other Operating Expenses	---	---	---
Capital Expenditures	10,756	---	-100.0%
Non-Profit or Other Programs	---	---	---
Other Expenditures	---	---	---
Total Expenditures	\$10,756	\$---	-100.0%
Estimated Value of All Held Property	---	\$---	---
Year-End Balance	48,574	48,276	-0.6%

*Entity with no data in 2023 and 2024 has no expenditures to report.

Chisago County Attorney's Office

Expenditures	2023 Expenditures	2024* Expenditures	Percent Change (\$)
Amount Received in the Previous Year	\$5,672	\$9,535	68.1%
Expenditure Categories			
Crime Prevention	\$---	\$---	---
Victim Reparations	---	---	---
Exploited Youth Programs	---	---	---
Trafficking Victim Programs	---	---	---
Investigation Costs	---	---	---
Court Costs	---	---	---
Salaries	---	---	---
Professional Services	91	---	-100.0%
Travel	---	---	---
Training	---	---	---
Other Operating Expenses	---	---	---
Capital Expenditures	---	4,766	---
Non-Profit or Other Programs	---	---	---
Other Expenditures	---	---	---
Total Expenditures	\$91	\$4,766	5137.4%
Estimated Value of All Held Property	---	\$---	---
Year-End Balance	5,581	39,764	612.5%

*Entity with no data in 2023 and 2024 has no expenditures to report.

Chisago County Sheriff's Office

Expenditures	2023 Expenditures	2024* Expenditures	Percent Change (\$)
Amount Received in the Previous Year	\$11,928	\$25,836	116.6%
Expenditure Categories			
Crime Prevention	\$---	\$---	---
Victim Reparations	---	---	---
Exploited Youth Programs	---	---	---
Trafficking Victim Programs	---	---	---
Investigation Costs	---	---	---
Court Costs	---	---	---
Salaries	---	---	---
Professional Services	---	---	---
Travel	---	---	---
Training	---	---	---
Other Operating Expenses	---	---	---
Capital Expenditures	17,764	19,063	7.3%
Non-Profit or Other Programs	---	---	---
Other Expenditures	---	---	---
Total Expenditures	\$17,764	\$19,063	7.3%
Estimated Value of All Held Property	149,257	\$---	-100.0%
Year-End Balance	29,484	26,317	-10.7%

*Entity with no data in 2023 and 2024 has no expenditures to report.

Chisholm Police Department

Expenditures	2023 Expenditures	2024* Expenditures	Percent Change (\$)
Amount Received in the Previous Year	\$---	\$---	---
Expenditure Categories			
Crime Prevention	\$---	\$---	---
Victim Reparations	---	---	---
Exploited Youth Programs	---	---	---
Trafficking Victim Programs	---	---	---
Investigation Costs	---	---	---
Court Costs	---	---	---
Salaries	---	---	---
Professional Services	---	---	---
Travel	---	---	---
Training	---	---	---
Other Operating Expenses	---	---	---
Capital Expenditures	---	---	---
Non-Profit or Other Programs	---	---	---
Other Expenditures	---	---	---
Total Expenditures	\$---	\$---	---
Estimated Value of All Held Property	---	\$---	---
Year-End Balance	---	\$---	---

*Entity with no data in 2023 and 2024 has no expenditures to report.

City of Albert Lea Attorney's Office

Expenditures	2023 Expenditures	2024* Expenditures	Percent Change (\$)
Amount Received in the Previous Year	\$---	\$6,268	---
Expenditure Categories			
Crime Prevention	\$---	\$---	---
Victim Reparations	---	---	---
Exploited Youth Programs	---	---	---
Trafficking Victim Programs	---	---	---
Investigation Costs	---	---	---
Court Costs	---	---	---
Salaries	---	---	---
Professional Services	---	---	---
Travel	---	---	---
Training	---	---	---
Other Operating Expenses	---	569	---
Capital Expenditures	---	---	---
Non-Profit or Other Programs	---	---	---
Other Expenditures	---	---	---
Total Expenditures	\$---	\$569	---
Estimated Value of All Held Property	---	\$---	---
Year-End Balance	---	5,699	---

*Entity with no data in 2023 and 2024 has no expenditures to report.

City of Appleton Attorney’s Office

	2023	2024*	Percent
Expenditures	Expenditures	Expenditures	Change (\$)
Amount Received in the Previous Year	\$---	\$478	---
Expenditure Categories			
Crime Prevention	\$---	\$---	---
Victim Reparations	---	---	---
Exploited Youth Programs	---	---	---
Trafficking Victim Programs	---	---	---
Investigation Costs	---	---	---
Court Costs	---	---	---
Salaries	---	---	---
Professional Services	---	---	---
Travel	---	---	---
Training	---	---	---
Other Operating Expenses	---	---	---
Capital Expenditures	---	---	---
Non-Profit or Other Programs	---	---	---
Other Expenditures	---	---	---
Total Expenditures	\$---	\$---	---
Estimated Value of All Held Property	---	\$---	---
Year-End Balance	25,914	27,892	7.6%

*Entity with no data in 2023 and 2024 has no expenditures to report.

City of Benson Attorney’s Office

	2023	2024*	Percent
Expenditures	Expenditures	Expenditures	Change (\$)
Amount Received in the Previous Year	\$---	\$---	---
Expenditure Categories			
Crime Prevention	\$---	\$---	---
Victim Reparations	---	---	---
Exploited Youth Programs	---	---	---
Trafficking Victim Programs	---	---	---
Investigation Costs	---	---	---
Court Costs	---	---	---
Salaries	---	---	---
Professional Services	---	---	---
Travel	---	---	---
Training	---	---	---
Other Operating Expenses	---	---	---
Capital Expenditures	---	---	---
Non-Profit or Other Programs	---	---	---
Other Expenditures	---	---	---
Total Expenditures	\$---	\$---	---
Estimated Value of All Held Property	---	\$---	---
Year-End Balance	25,914	27,892	7.6%

*Entity with no data in 2023 and 2024 has no expenditures to report.

City of Breckenridge Attorney’s Office

	2023	2024*	Percent
Expenditures	Expenditures	Expenditures	Change (\$)
Amount Received in the Previous Year	\$---	\$---	---
Expenditure Categories			
Crime Prevention	\$---	\$---	---
Victim Reparations	---	---	---
Exploited Youth Programs	---	---	---
Trafficking Victim Programs	---	---	---
Investigation Costs	---	---	---
Court Costs	---	---	---
Salaries	---	---	---
Professional Services	---	---	---
Travel	---	---	---
Training	---	---	---
Other Operating Expenses	---	---	---
Capital Expenditures	---	---	---
Non-Profit or Other Programs	---	---	---
Other Expenditures	---	---	---
Total Expenditures	\$---	\$---	---
Estimated Value of All Held Property	---	\$---	---
Year-End Balance	---	\$---	---

*Entity with no data in 2023 and 2024 has no expenditures to report.

City of Cloquet Attorney's Office (Carlton County)

	2023	2024*	Percent
Expenditures	Expenditures	Expenditures	Change (\$)
Amount Received in the Previous Year	\$---	\$---	---
Expenditure Categories			
Crime Prevention	\$---	\$---	---
Victim Reparations	---	---	---
Exploited Youth Programs	---	---	---
Trafficking Victim Programs	---	---	---
Investigation Costs	---	---	---
Court Costs	---	---	---
Salaries	---	---	---
Professional Services	---	---	---
Travel	---	---	---
Training	---	---	---
Other Operating Expenses	---	---	---
Capital Expenditures	---	---	---
Non-Profit or Other Programs	---	---	---
Other Expenditures	---	---	---
Total Expenditures	\$---	\$---	---
Estimated Value of All Held Property	---	\$---	---
Year-End Balance	---	\$---	---

*Entity with no data in 2023 and 2024 has no expenditures to report.

City of Elk River Attorney's Office (Sherburne County)

Expenditures	2023 Expenditures	2024* Expenditures	Percent Change (\$)
Amount Received in the Previous Year	\$---	\$938	---
Expenditure Categories			
Crime Prevention	\$---	\$---	---
Victim Reparations	---	---	---
Exploited Youth Programs	---	---	---
Trafficking Victim Programs	---	---	---
Investigation Costs	---	---	---
Court Costs	---	938	---
Salaries	---	---	---
Professional Services	---	---	---
Travel	---	---	---
Training	---	---	---
Other Operating Expenses	---	---	---
Capital Expenditures	---	---	---
Non-Profit or Other Programs	---	---	---
Other Expenditures	---	---	---
Total Expenditures	\$---	\$938	---
Estimated Value of All Held Property	---	\$---	---
Year-End Balance	---	\$---	---

*Entity with no data in 2023 and 2024 has no expenditures to report.

City of Fulda Attorney's Office

Expenditures	2023 Expenditures	2024* Expenditures	Percent Change (\$)
Amount Received in the Previous Year	\$---	\$---	---
Expenditure Categories			
Crime Prevention	\$---	\$---	---
Victim Reparations	---	---	---
Exploited Youth Programs	---	---	---
Trafficking Victim Programs	---	---	---
Investigation Costs	---	---	---
Court Costs	---	---	---
Salaries	---	---	---
Professional Services	---	---	---
Travel	---	---	---
Training	---	---	---
Other Operating Expenses	---	---	---
Capital Expenditures	---	---	---
Non-Profit or Other Programs	---	---	---
Other Expenditures	---	---	---
Total Expenditures	\$---	\$---	---
Estimated Value of All Held Property	---	\$---	---
Year-End Balance	---	\$---	---

*Entity with no data in 2023 and 2024 has no expenditures to report.

City of Isle Attorney's Office

Expenditures	2023 Expenditures	2024* Expenditures	Percent Change (\$)
Amount Received in the Previous Year	\$---	\$---	---
Expenditure Categories			
Crime Prevention	\$---	\$---	---
Victim Reparations	---	---	---
Exploited Youth Programs	---	---	---
Trafficking Victim Programs	---	---	---
Investigation Costs	---	---	---
Court Costs	---	---	---
Salaries	---	---	---
Professional Services	---	---	---
Travel	---	---	---
Training	---	---	---
Other Operating Expenses	---	---	---
Capital Expenditures	---	---	---
Non-Profit or Other Programs	---	---	---
Other Expenditures	---	---	---
Total Expenditures	\$---	\$---	---
Estimated Value of All Held Property	---	\$---	---
Year-End Balance	---	\$---	---

*Entity with no data in 2023 and 2024 has no expenditures to report.

City of Milaca Attorney's Office

Expenditures	2023 Expenditures	2024* Expenditures	Percent Change (\$)
Amount Received in the Previous Year	\$739	\$---	-100.0%
Expenditure Categories			
Crime Prevention	\$---	\$---	---
Victim Reparations	---	---	---
Exploited Youth Programs	---	---	---
Trafficking Victim Programs	---	---	---
Investigation Costs	---	---	---
Court Costs	---	---	---
Salaries	739	---	-100.0%
Professional Services	---	---	---
Travel	---	---	---
Training	---	---	---
Other Operating Expenses	---	---	---
Capital Expenditures	---	---	---
Non-Profit or Other Programs	---	---	---
Other Expenditures	---	---	---
Total Expenditures	\$739	\$---	-100.0%
Estimated Value of All Held Property	---	\$---	---
Year-End Balance	---	\$---	---

*Entity with no data in 2023 and 2024 has no expenditures to report.

City of North Mankato Attorney's Office

Expenditures	2023 Expenditures	2024* Expenditures	Percent Change (\$)
Amount Received in the Previous Year	\$---	\$---	---
Expenditure Categories			
Crime Prevention	\$---	\$---	---
Victim Reparations	---	---	---
Exploited Youth Programs	---	---	---
Trafficking Victim Programs	---	---	---
Investigation Costs	---	---	---
Court Costs	---	---	---
Salaries	---	---	---
Professional Services	---	---	---
Travel	---	---	---
Training	---	---	---
Other Operating Expenses	---	---	---
Capital Expenditures	---	---	---
Non-Profit or Other Programs	---	---	---
Other Expenditures	---	---	---
Total Expenditures	\$---	\$---	---
Estimated Value of All Held Property	---	\$---	---
Year-End Balance	---	\$---	---

*Entity with no data in 2023 and 2024 has no expenditures to report.

City of Onamia Attorney's Office

Expenditures	2023 Expenditures	2024* Expenditures	Percent Change (\$)
Amount Received in the Previous Year	\$---	\$---	---
Expenditure Categories			
Crime Prevention	\$---	\$---	---
Victim Reparations	---	---	---
Exploited Youth Programs	---	---	---
Trafficking Victim Programs	---	---	---
Investigation Costs	---	---	---
Court Costs	---	---	---
Salaries	---	---	---
Professional Services	---	---	---
Travel	---	---	---
Training	---	---	---
Other Operating Expenses	---	---	---
Capital Expenditures	---	---	---
Non-Profit or Other Programs	---	---	---
Other Expenditures	---	---	---
Total Expenditures	\$---	\$---	---
Estimated Value of All Held Property	---	\$---	---
Year-End Balance	---	\$---	---

*Entity with no data in 2023 and 2024 has no expenditures to report.

City of Princeton Attorney's Office (Mille Lacs County)

Expenditures	2023 Expenditures	2024* Expenditures	Percent Change (\$)
Amount Received in the Previous Year	\$1,370	\$---	-100.0%
Expenditure Categories			
Crime Prevention	\$---	\$---	---
Victim Reparations	---	---	---
Exploited Youth Programs	---	---	---
Trafficking Victim Programs	---	---	---
Investigation Costs	---	---	---
Court Costs	---	---	---
Salaries	1,370	---	-100.0%
Professional Services	---	---	---
Travel	---	---	---
Training	---	---	---
Other Operating Expenses	---	---	---
Capital Expenditures	---	---	---
Non-Profit or Other Programs	---	---	---
Other Expenditures	---	---	---
Total Expenditures	\$1,370	\$---	-100.0%
Estimated Value of All Held Property	---	\$---	---
Year-End Balance	---	\$---	---

*Entity with no data in 2023 and 2024 has no expenditures to report.

City of Saint Cloud Attorney's Office

Expenditures	2023 Expenditures	2024* Expenditures	Percent Change (\$)
Amount Received in the Previous Year	\$4,701	\$775	-83.5%
Expenditure Categories			
Crime Prevention	\$---	\$---	---
Victim Reparations	---	---	---
Exploited Youth Programs	---	---	---
Trafficking Victim Programs	---	---	---
Investigation Costs	---	---	---
Court Costs	---	---	---
Salaries	---	---	---
Professional Services	---	---	---
Travel	---	---	---
Training	445	672	51.0%
Other Operating Expenses	---	---	---
Capital Expenditures	---	---	---
Non-Profit or Other Programs	---	---	---
Other Expenditures	---	---	---
Total Expenditures	\$445	\$672	51.0%
Estimated Value of All Held Property	---	\$---	---
Year-End Balance	35,181	35,181	---

*Entity with no data in 2023 and 2024 has no expenditures to report.

City of Saint Peter Attorney's Office

Expenditures	2023 Expenditures	2024* Expenditures	Percent Change (\$)
Amount Received in the Previous Year	\$1,861	\$3,529	89.6%
Expenditure Categories			
Crime Prevention	\$---	\$---	---
Victim Reparations	---	---	---
Exploited Youth Programs	---	---	---
Trafficking Victim Programs	---	---	---
Investigation Costs	---	---	---
Court Costs	1,861	---	-100.0%
Salaries	---	3,529	---
Professional Services	---	---	---
Travel	---	---	---
Training	---	---	---
Other Operating Expenses	---	---	---
Capital Expenditures	---	---	---
Non-Profit or Other Programs	---	---	---
Other Expenditures	---	---	---
Total Expenditures	\$1,861	\$3,529	89.6%
Estimated Value of All Held Property	---	\$---	---
Year-End Balance	---	\$---	---

*Entity with no data in 2023 and 2024 has no expenditures to report.

City of Slayton Attorney's Office

Expenditures	2023 Expenditures	2024* Expenditures	Percent Change (\$)
Amount Received in the Previous Year	\$---	\$---	---
Expenditure Categories			
Crime Prevention	\$---	\$---	---
Victim Reparations	---	---	---
Exploited Youth Programs	---	---	---
Trafficking Victim Programs	---	---	---
Investigation Costs	---	---	---
Court Costs	---	---	---
Salaries	---	---	---
Professional Services	---	---	---
Travel	---	---	---
Training	---	---	---
Other Operating Expenses	---	---	---
Capital Expenditures	---	---	---
Non-Profit or Other Programs	---	---	---
Other Expenditures	---	---	---
Total Expenditures	\$---	\$---	---
Estimated Value of All Held Property	900,000	6,000	-99.3%
Year-End Balance	---	\$---	---

*Entity with no data in 2023 and 2024 has no expenditures to report.

Clay County Attorney's Office

Expenditures	2023 Expenditures	2024* Expenditures	Percent Change (\$)
Amount Received in the Previous Year	\$23,710	\$17,947	-24.3%
Expenditure Categories			
Crime Prevention	5,000	\$---	-100.0%
Victim Reparations	---	---	---
Exploited Youth Programs	---	---	---
Trafficking Victim Programs	---	---	---
Investigation Costs	---	---	---
Court Costs	10,750	---	-100.0%
Salaries	---	---	---
Professional Services	---	4,125	---
Travel	---	787	---
Training	---	170	---
Other Operating Expenses	---	---	---
Capital Expenditures	7,450	---	-100.0%
Non-Profit or Other Programs	---	---	---
Other Expenditures	---	---	---
Total Expenditures	\$23,200	\$5,082	-78.1%
Estimated Value of All Held Property	---	265,420	---
Year-End Balance	278,228	283,367	1.8%

*Entity with no data in 2023 and 2024 has no expenditures to report.

Clay County Sheriff's Office

Expenditures	2023 Expenditures	2024* Expenditures	Percent Change (\$)
Amount Received in the Previous Year	\$4,766	\$38,798	714.1%
Expenditure Categories			
Crime Prevention	\$---	\$---	---
Victim Reparations	---	---	---
Exploited Youth Programs	---	---	---
Trafficking Victim Programs	---	---	---
Investigation Costs	---	---	---
Court Costs	---	---	---
Salaries	---	---	---
Professional Services	---	---	---
Travel	---	---	---
Training	---	---	---
Other Operating Expenses	292	---	-100.0%
Capital Expenditures	23,950	15,646	-34.7%
Non-Profit or Other Programs	---	---	---
Other Expenditures	10,329	---	-100.0%
Total Expenditures	\$34,571	\$15,646	-54.7%
Estimated Value of All Held Property	---	\$---	---
Year-End Balance	190,137	217,998	14.7%

*Entity with no data in 2023 and 2024 has no expenditures to report.

Clearbrook Police Department

Expenditures	2023 Expenditures	2024* Expenditures	Percent Change (\$)
Amount Received in the Previous Year	\$---	\$---	---
Expenditure Categories			
Crime Prevention	\$---	\$---	---
Victim Reparations	---	---	---
Exploited Youth Programs	---	---	---
Trafficking Victim Programs	---	---	---
Investigation Costs	---	---	---
Court Costs	---	---	---
Salaries	---	---	---
Professional Services	---	---	---
Travel	---	---	---
Training	---	---	---
Other Operating Expenses	---	---	---
Capital Expenditures	---	---	---
Non-Profit or Other Programs	---	---	---
Other Expenditures	---	---	---
Total Expenditures	\$---	\$---	---
Estimated Value of All Held Property	---	\$---	---
Year-End Balance	---	\$---	---

*Entity with no data in 2023 and 2024 has no expenditures to report.

Clearwater County Attorney's Office

Expenditures	2023 Expenditures	2024* Expenditures	Percent Change (\$)
Amount Received in the Previous Year	\$---	\$4,338	---
Expenditure Categories			
Crime Prevention	\$---	\$---	---
Victim Reparations	---	---	---
Exploited Youth Programs	---	---	---
Trafficking Victim Programs	---	---	---
Investigation Costs	---	---	---
Court Costs	---	---	---
Salaries	---	---	---
Professional Services	---	---	---
Travel	---	---	---
Training	---	---	---
Other Operating Expenses	---	---	---
Capital Expenditures	---	---	---
Non-Profit or Other Programs	---	---	---
Other Expenditures	---	---	---
Total Expenditures	\$---	\$---	---
Estimated Value of All Held Property	---	\$---	---
Year-End Balance	17,725	22,064	24.5%

*Entity with no data in 2023 and 2024 has no expenditures to report.

Clearwater County Sheriff's Office

Expenditures	2023 Expenditures	2024* Expenditures	Percent Change (\$)
Amount Received in the Previous Year	\$7,191	\$---	-100.0%
Expenditure Categories			
Crime Prevention	\$---	\$---	---
Victim Reparations	---	---	---
Exploited Youth Programs	---	---	---
Trafficking Victim Programs	---	---	---
Investigation Costs	---	---	---
Court Costs	---	---	---
Salaries	---	---	---
Professional Services	---	---	---
Travel	---	---	---
Training	---	---	---
Other Operating Expenses	---	8,400	---
Capital Expenditures	5,563	---	-100.0%
Non-Profit or Other Programs	---	---	---
Other Expenditures	---	---	---
Total Expenditures	\$5,563	\$8,400	51.0%
Estimated Value of All Held Property	---	\$---	---
Year-End Balance	23,924	18,218	-23.9%

*Entity with no data in 2023 and 2024 has no expenditures to report.

Cleveland Police Department

Expenditures	2023 Expenditures	2024* Expenditures	Percent Change (\$)
Amount Received in the Previous Year	\$---	\$---	---
Expenditure Categories			
Crime Prevention	\$---	\$---	---
Victim Reparations	---	---	---
Exploited Youth Programs	---	---	---
Trafficking Victim Programs	---	---	---
Investigation Costs	---	---	---
Court Costs	---	---	---
Salaries	---	---	---
Professional Services	---	---	---
Travel	---	---	---
Training	---	---	---
Other Operating Expenses	---	---	---
Capital Expenditures	---	---	---
Non-Profit or Other Programs	---	---	---
Other Expenditures	---	---	---
Total Expenditures	\$---	\$---	---
Estimated Value of All Held Property	---	\$---	---
Year-End Balance	---	\$---	---

*Entity with no data in 2023 and 2024 has no expenditures to report.

Climax Police Department

Expenditures	2023 Expenditures	2024* Expenditures	Percent Change (\$)
Amount Received in the Previous Year	\$---	\$---	---
Expenditure Categories			
Crime Prevention	\$---	\$---	---
Victim Reparations	---	---	---
Exploited Youth Programs	---	---	---
Trafficking Victim Programs	---	---	---
Investigation Costs	---	---	---
Court Costs	---	---	---
Salaries	---	---	---
Professional Services	---	---	---
Travel	---	---	---
Training	---	---	---
Other Operating Expenses	---	---	---
Capital Expenditures	---	---	---
Non-Profit or Other Programs	---	---	---
Other Expenditures	---	---	---
Total Expenditures	\$---	\$---	---
Estimated Value of All Held Property	---	\$---	---
Year-End Balance	---	\$---	---

*Entity with no data in 2023 and 2024 has no expenditures to report.

Cloquet Police Department

Expenditures	2023 Expenditures	2024* Expenditures	Percent Change (\$)
Amount Received in the Previous Year	\$6,707	\$---	-100.0%
Expenditure Categories			
Crime Prevention	\$---	\$---	---
Victim Reparations	---	---	---
Exploited Youth Programs	---	---	---
Trafficking Victim Programs	---	---	---
Investigation Costs	---	---	---
Court Costs	1,143	---	-100.0%
Salaries	---	---	---
Professional Services	---	---	---
Travel	---	---	---
Training	---	---	---
Other Operating Expenses	---	---	---
Capital Expenditures	---	---	---
Non-Profit or Other Programs	---	---	---
Other Expenditures	---	---	---
Total Expenditures	\$1,143	\$---	-100.0%
Estimated Value of All Held Property	49,000	61,000	24.5%
Year-End Balance	14,906	15,251	2.3%

*Entity with no data in 2023 and 2024 has no expenditures to report.

Cold Spring Police Department

Expenditures	2023 Expenditures	2024* Expenditures	Percent Change (\$)
Amount Received in the Previous Year	\$3,070	\$2,795	-9.0%
Expenditure Categories			
Crime Prevention	\$---	\$---	---
Victim Reparations	---	---	---
Exploited Youth Programs	---	---	---
Trafficking Victim Programs	---	---	---
Investigation Costs	---	---	---
Court Costs	---	---	---
Salaries	---	---	---
Professional Services	---	---	---
Travel	---	---	---
Training	---	---	---
Other Operating Expenses	22	---	-100.0%
Capital Expenditures	8,855	3,067	-65.4%
Non-Profit or Other Programs	---	---	---
Other Expenditures	294	250	-15.0%
Total Expenditures	\$9,171	\$3,317	-63.8%
Estimated Value of All Held Property	---	567	---
Year-End Balance	14,424	19,304	33.8%

*Entity with no data in 2023 and 2024 has no expenditures to report.

Coleraine Police Department

Expenditures	2023 Expenditures	2024* Expenditures	Percent Change (\$)
Amount Received in the Previous Year	\$---	\$---	---
Expenditure Categories			
Crime Prevention	\$---	\$---	---
Victim Reparations	---	---	---
Exploited Youth Programs	---	---	---
Trafficking Victim Programs	---	---	---
Investigation Costs	---	---	---
Court Costs	---	---	---
Salaries	---	---	---
Professional Services	---	---	---
Travel	---	---	---
Training	---	---	---
Other Operating Expenses	---	---	---
Capital Expenditures	5,802	---	-100.0%
Non-Profit or Other Programs	---	---	---
Other Expenditures	---	---	---
Total Expenditures	\$5,802	\$---	-100.0%
Estimated Value of All Held Property	---	\$---	---
Year-End Balance	2,556	2,557	0.0%

*Entity with no data in 2023 and 2024 has no expenditures to report.

Columbia Heights Police Department

Expenditures	2023 Expenditures	2024* Expenditures	Percent Change (\$)
Amount Received in the Previous Year	\$---	\$---	---
Expenditure Categories			
Crime Prevention	\$---	\$---	---
Victim Reparations	---	---	---
Exploited Youth Programs	---	---	---
Trafficking Victim Programs	---	---	---
Investigation Costs	---	---	---
Court Costs	---	---	---
Salaries	---	---	---
Professional Services	---	---	---
Travel	---	---	---
Training	---	---	---
Other Operating Expenses	---	---	---
Capital Expenditures	4,817	---	-100.0%
Non-Profit or Other Programs	---	---	---
Other Expenditures	---	---	---
Total Expenditures	\$4,817	\$---	-100.0%
Estimated Value of All Held Property	---	\$---	---
Year-End Balance	16,009	16,009	---

*Entity with no data in 2023 and 2024 has no expenditures to report.

Cook County Attorney's Office

Expenditures	2023 Expenditures	2024* Expenditures	Percent Change (\$)
Amount Received in the Previous Year	\$---	\$---	---
Expenditure Categories			
Crime Prevention	\$---	\$---	---
Victim Reparations	1,458	---	-100.0%
Exploited Youth Programs	---	---	---
Trafficking Victim Programs	---	---	---
Investigation Costs	---	---	---
Court Costs	---	---	---
Salaries	---	---	---
Professional Services	---	---	---
Travel	---	---	---
Training	---	---	---
Other Operating Expenses	---	---	---
Capital Expenditures	---	---	---
Non-Profit or Other Programs	---	---	---
Other Expenditures	---	---	---
Total Expenditures	\$1,458	\$---	-100.0%
Estimated Value of All Held Property	2,508	\$---	-100.0%
Year-End Balance	2,508	2,508	---

*Entity with no data in 2023 and 2024 has no expenditures to report.

Cook County Sheriff's Office

Expenditures	2023 Expenditures	2024* Expenditures	Percent Change (\$)
Amount Received in the Previous Year	\$---	\$---	---
Expenditure Categories			
Crime Prevention	\$---	\$---	---
Victim Reparations	---	---	---
Exploited Youth Programs	---	---	---
Trafficking Victim Programs	---	---	---
Investigation Costs	---	---	---
Court Costs	---	---	---
Salaries	---	---	---
Professional Services	---	---	---
Travel	---	---	---
Training	---	---	---
Other Operating Expenses	---	---	---
Capital Expenditures	---	---	---
Non-Profit or Other Programs	---	---	---
Other Expenditures	---	---	---
Total Expenditures	\$---	\$---	---
Estimated Value of All Held Property	---	\$---	---
Year-End Balance	---	\$---	---

*Entity with no data in 2023 and 2024 has no expenditures to report.

Coon Rapids Police Department

Expenditures	2023 Expenditures	2024* Expenditures	Percent Change (\$)
Amount Received in the Previous Year	\$7,914	\$22,029	178.4%
Expenditure Categories			
Crime Prevention	\$---	\$---	---
Victim Reparations	---	---	---
Exploited Youth Programs	---	---	---
Trafficking Victim Programs	---	---	---
Investigation Costs	---	---	---
Court Costs	---	---	---
Salaries	---	---	---
Professional Services	---	---	---
Travel	---	---	---
Training	---	---	---
Other Operating Expenses	---	10,234	---
Capital Expenditures	3,707	36,034	872.1%
Non-Profit or Other Programs	---	---	---
Other Expenditures	5,982	6,311	5.5%
Total Expenditures	\$9,689	\$52,579	442.7%
Estimated Value of All Held Property	231,422	215,786	-6.8%
Year-End Balance	118,620	192,494	62.3%

*Entity with no data in 2023 and 2024 has no expenditures to report.

Corcoran Police Department

Expenditures	2023 Expenditures	2024* Expenditures	Percent Change (\$)
Amount Received in the Previous Year	\$310	\$---	-100.0%
Expenditure Categories			
Crime Prevention	\$---	\$---	---
Victim Reparations	---	---	---
Exploited Youth Programs	---	---	---
Trafficking Victim Programs	---	---	---
Investigation Costs	---	---	---
Court Costs	---	---	---
Salaries	---	---	---
Professional Services	690	---	-100.0%
Travel	---	---	---
Training	24	---	-100.0%
Other Operating Expenses	---	33	---
Capital Expenditures	---	---	---
Non-Profit or Other Programs	---	---	---
Other Expenditures	---	---	---
Total Expenditures	\$714	\$33	-95.4%
Estimated Value of All Held Property	---	\$---	---
Year-End Balance	8,658	12,117	40.0%

*Entity with no data in 2023 and 2024 has no expenditures to report.

Cottage Grove Police Department

Expenditures	2023 Expenditures	2024* Expenditures	Percent Change (\$)
Amount Received in the Previous Year	\$37,857	\$26,755	-29.3%
Expenditure Categories			
Crime Prevention	\$---	\$---	---
Victim Reparations	---	---	---
Exploited Youth Programs	---	---	---
Trafficking Victim Programs	---	---	---
Investigation Costs	---	156	---
Court Costs	---	1,204	---
Salaries	---	---	---
Professional Services	---	---	---
Travel	---	---	---
Training	---	---	---
Other Operating Expenses	3,186	---	-100.0%
Capital Expenditures	75,453	---	-100.0%
Non-Profit or Other Programs	---	---	---
Other Expenditures	---	---	---
Total Expenditures	\$78,639	\$1,360	-98.3%
Estimated Value of All Held Property	---	\$---	---
Year-End Balance	6,469	8,528	31.8%

*Entity with no data in 2023 and 2024 has no expenditures to report.

Cottonwood County Attorney's Office

Expenditures	2023 Expenditures	2024* Expenditures	Percent Change (\$)
Amount Received in the Previous Year	\$422	\$2,410	471.1%
Expenditure Categories			
Crime Prevention	\$---	\$---	---
Victim Reparations	---	---	---
Exploited Youth Programs	---	---	---
Trafficking Victim Programs	---	---	---
Investigation Costs	---	---	---
Court Costs	---	---	---
Salaries	---	---	---
Professional Services	---	---	---
Travel	---	---	---
Training	---	---	---
Other Operating Expenses	---	---	---
Capital Expenditures	---	2,410	---
Non-Profit or Other Programs	---	---	---
Other Expenditures	---	---	---
Total Expenditures	\$---	\$2,410	---
Estimated Value of All Held Property	---	\$---	---
Year-End Balance	10,943	8,732	-20.2%

*Entity with no data in 2023 and 2024 has no expenditures to report.

Cottonwood County Sheriff's Office

Expenditures	2023 Expenditures	2024* Expenditures	Percent Change (\$)
Amount Received in the Previous Year	\$---	\$---	---
Expenditure Categories			
Crime Prevention	\$---	\$---	---
Victim Reparations	---	---	---
Exploited Youth Programs	---	---	---
Trafficking Victim Programs	---	---	---
Investigation Costs	---	---	---
Court Costs	---	---	---
Salaries	---	---	---
Professional Services	---	---	---
Travel	---	---	---
Training	---	---	---
Other Operating Expenses	---	---	---
Capital Expenditures	---	---	---
Non-Profit or Other Programs	---	---	---
Other Expenditures	---	---	---
Total Expenditures	\$---	\$---	---
Estimated Value of All Held Property	---	\$---	---
Year-End Balance	---	\$---	---

*Entity with no data in 2023 and 2024 has no expenditures to report.

Crookston Police Department

	2023	2024*	Percent
Expenditures	Expenditures	Expenditures	Change (\$)
Amount Received in the Previous Year	\$---	\$---	---
Expenditure Categories			
Crime Prevention	\$---	\$---	---
Victim Reparations	---	---	---
Exploited Youth Programs	---	---	---
Trafficking Victim Programs	---	---	---
Investigation Costs	---	---	---
Court Costs	---	---	---
Salaries	---	---	---
Professional Services	---	---	---
Travel	---	---	---
Training	---	---	---
Other Operating Expenses	---	---	---
Capital Expenditures	34,757	---	-100.0%
Non-Profit or Other Programs	---	---	---
Other Expenditures	---	---	---
Total Expenditures	\$34,757	\$---	-100.0%
Estimated Value of All Held Property	2,201	4,000	81.7%
Year-End Balance	42,702	77,458	81.4%

*Entity with no data in 2023 and 2024 has no expenditures to report.

Crosby Police Department

	2023	2024*	Percent
Expenditures	Expenditures	Expenditures	Change (\$)
Amount Received in the Previous Year	\$---	\$384	---
Expenditure Categories			
Crime Prevention	\$---	\$---	---
Victim Reparations	---	---	---
Exploited Youth Programs	---	---	---
Trafficking Victim Programs	---	---	---
Investigation Costs	---	---	---
Court Costs	---	---	---
Salaries	---	---	---
Professional Services	---	---	---
Travel	---	---	---
Training	---	---	---
Other Operating Expenses	---	---	---
Capital Expenditures	2,019	---	-100.0%
Non-Profit or Other Programs	---	---	---
Other Expenditures	---	---	---
Total Expenditures	\$2,019	\$---	-100.0%
Estimated Value of All Held Property	---	\$---	---
Year-End Balance	8,322	384	-95.4%

*Entity with no data in 2023 and 2024 has no expenditures to report.

Crosslake Police Department

	2023	2024*	Percent
Expenditures	Expenditures	Expenditures	Change (\$)
Amount Received in the Previous Year	\$---	\$---	---
Expenditure Categories			
Crime Prevention	\$---	\$---	---
Victim Reparations	---	---	---
Exploited Youth Programs	---	---	---
Trafficking Victim Programs	---	---	---
Investigation Costs	---	---	---
Court Costs	---	---	---
Salaries	---	---	---
Professional Services	---	---	---
Travel	---	---	---
Training	---	---	---
Other Operating Expenses	---	---	---
Capital Expenditures	---	---	---
Non-Profit or Other Programs	---	---	---
Other Expenditures	---	---	---
Total Expenditures	\$---	\$---	---
Estimated Value of All Held Property	---	\$---	---
Year-End Balance	---	\$---	---

*Entity with no data in 2023 and 2024 has no expenditures to report.

Crow Wing County Attorney's Office

	2023	2024*	Percent
Expenditures	Expenditures	Expenditures	Change (\$)
Amount Received in the Previous Year	\$6,845	\$7,089	3.6%
Expenditure Categories			
Crime Prevention	\$---	\$---	---
Victim Reparations	---	---	---
Exploited Youth Programs	---	---	---
Trafficking Victim Programs	---	---	---
Investigation Costs	---	---	---
Court Costs	---	---	---
Salaries	---	---	---
Professional Services	---	---	---
Travel	7,192	629	-91.3%
Training	1,259	295	-76.6%
Other Operating Expenses	11,702	2,616	-77.6%
Capital Expenditures	474	967	104.0%
Non-Profit or Other Programs	---	---	---
Other Expenditures	---	---	---
Total Expenditures	\$20,627	\$4,507	-78.1%
Estimated Value of All Held Property	---	\$---	---
Year-End Balance	3,068	5,659	84.5%

*Entity with no data in 2023 and 2024 has no expenditures to report.

Crow Wing County Sheriff's Office

Expenditures	2023 Expenditures	2024* Expenditures	Percent Change (\$)
Amount Received in the Previous Year	\$7,363	\$487	-93.4%
Expenditure Categories			
Crime Prevention	\$---	\$---	---
Victim Reparations	---	---	---
Exploited Youth Programs	---	---	---
Trafficking Victim Programs	---	---	---
Investigation Costs	---	---	---
Court Costs	---	---	---
Salaries	---	---	---
Professional Services	---	---	---
Travel	---	1,850	---
Training	---	---	---
Other Operating Expenses	---	---	---
Capital Expenditures	---	5,500	---
Non-Profit or Other Programs	---	---	---
Other Expenditures	---	---	---
Total Expenditures	\$---	\$7,350	---
Estimated Value of All Held Property	22,380	9,016	-59.7%
Year-End Balance	26,659	19,796	-25.7%

*Entity with no data in 2023 and 2024 has no expenditures to report.

Crystal Police Department

Expenditures	2023 Expenditures	2024* Expenditures	Percent Change (\$)
Amount Received in the Previous Year	\$10,888	\$6,034	-44.6%
Expenditure Categories			
Crime Prevention	\$---	\$---	---
Victim Reparations	---	---	---
Exploited Youth Programs	---	---	---
Trafficking Victim Programs	---	---	---
Investigation Costs	---	---	---
Court Costs	3,648	---	-100.0%
Salaries	---	---	---
Professional Services	---	---	---
Travel	---	---	---
Training	---	---	---
Other Operating Expenses	---	---	---
Capital Expenditures	---	---	---
Non-Profit or Other Programs	---	---	---
Other Expenditures	---	---	---
Total Expenditures	\$3,648	\$---	-100.0%
Estimated Value of All Held Property	---	\$---	---
Year-End Balance	61,198	60,785	-0.7%

*Entity with no data in 2023 and 2024 has no expenditures to report.

Cuyuna Police Department

Expenditures	2023 Expenditures	2024* Expenditures	Percent Change (\$)
Amount Received in the Previous Year	\$---	\$---	---
Expenditure Categories			
Crime Prevention	\$---	\$---	---
Victim Reparations	---	---	---
Exploited Youth Programs	---	---	---
Trafficking Victim Programs	---	---	---
Investigation Costs	---	---	---
Court Costs	---	---	---
Salaries	---	---	---
Professional Services	---	---	---
Travel	---	---	---
Training	---	---	---
Other Operating Expenses	---	---	---
Capital Expenditures	---	---	---
Non-Profit or Other Programs	---	---	---
Other Expenditures	---	---	---
Total Expenditures	\$---	\$---	---
Estimated Value of All Held Property	---	\$---	---
Year-End Balance	---	\$---	---

*Entity with no data in 2023 and 2024 has no expenditures to report.

Dakota County Attorney's Office

Expenditures	2023 Expenditures	2024* Expenditures	Percent Change (\$)
Amount Received in the Previous Year	\$64,220	\$33,062	-48.5%
Expenditure Categories			
Crime Prevention	2,175	2,650	21.8%
Victim Reparations	---	---	---
Exploited Youth Programs	---	---	---
Trafficking Victim Programs	---	---	---
Investigation Costs	---	---	---
Court Costs	---	---	---
Salaries	---	---	---
Professional Services	4,974	3,703	-25.6%
Travel	---	---	---
Training	8,783	2,703	-69.2%
Other Operating Expenses	---	---	---
Capital Expenditures	---	---	---
Non-Profit or Other Programs	---	---	---
Other Expenditures	1,207	6,654	451.3%
Total Expenditures	\$17,139	\$15,710	-8.3%
Estimated Value of All Held Property	---	\$---	---
Year-End Balance	205,838	152,178	-26.1%

*Entity with no data in 2023 and 2024 has no expenditures to report.

Dakota County Drug Task Force

	2023	2024*	Percent
Expenditures	Expenditures	Expenditures	Change (\$)
Amount Received in the Previous Year	\$223,377	\$71,659	-67.9%
Expenditure Categories			
Crime Prevention	\$---	\$---	---
Victim Reparations	---	---	---
Exploited Youth Programs	---	---	---
Trafficking Victim Programs	---	---	---
Investigation Costs	13,448	14,793	10.0%
Court Costs	---	---	---
Salaries	30,370	---	-100.0%
Professional Services	18,300	21,984	20.1%
Travel	625	735	17.6%
Training	---	35	---
Other Operating Expenses	9,025	2,717	-69.9%
Capital Expenditures	9,850	3,585	-63.6%
Non-Profit or Other Programs	---	---	---
Other Expenditures	13,720	15,782	15.0%
Total Expenditures	\$95,338	\$59,631	-37.5%
Estimated Value of All Held Property	32,000	110,000	243.8%
Year-End Balance	455,773	383,566	-15.8%

*Entity with no data in 2023 and 2024 has no expenditures to report.

Dakota County Sheriff's Office

	2023	2024*	Percent
Expenditures	Expenditures	Expenditures	Change (\$)
Amount Received in the Previous Year	\$6,901	\$12,085	75.1%
Expenditure Categories			
Crime Prevention	\$---	\$---	---
Victim Reparations	---	---	---
Exploited Youth Programs	---	---	---
Trafficking Victim Programs	---	---	---
Investigation Costs	---	---	---
Court Costs	---	---	---
Salaries	---	---	---
Professional Services	---	---	---
Travel	---	---	---
Training	---	---	---
Other Operating Expenses	---	---	---
Capital Expenditures	---	---	---
Non-Profit or Other Programs	---	---	---
Other Expenditures	---	---	---
Total Expenditures	\$---	\$---	---
Estimated Value of All Held Property	51,858	43,420	-16.3%
Year-End Balance	163,484	175,153	7.1%

*Entity with no data in 2023 and 2024 has no expenditures to report.

Danube Police Department

	2023	2024*	Percent
Expenditures	Expenditures	Expenditures	Change (\$)
Amount Received in the Previous Year	\$---	\$---	---
Expenditure Categories			
Crime Prevention	\$---	\$---	---
Victim Reparations	---	---	---
Exploited Youth Programs	---	---	---
Trafficking Victim Programs	---	---	---
Investigation Costs	---	---	---
Court Costs	---	---	---
Salaries	---	---	---
Professional Services	---	---	---
Travel	---	---	---
Training	---	---	---
Other Operating Expenses	---	---	---
Capital Expenditures	---	---	---
Non-Profit or Other Programs	---	---	---
Other Expenditures	---	---	---
Total Expenditures	\$---	\$---	---
Estimated Value of All Held Property	---	\$---	---
Year-End Balance	---	\$---	---

*Entity with no data in 2023 and 2024 has no expenditures to report.

Dawson Police Department

	2023	2024*	Percent
Expenditures	Expenditures	Expenditures	Change (\$)
Amount Received in the Previous Year	\$---	\$---	---
Expenditure Categories			
Crime Prevention	\$---	\$---	---
Victim Reparations	---	---	---
Exploited Youth Programs	---	---	---
Trafficking Victim Programs	---	---	---
Investigation Costs	---	---	---
Court Costs	---	---	---
Salaries	---	---	---
Professional Services	---	---	---
Travel	---	---	---
Training	---	---	---
Other Operating Expenses	---	---	---
Capital Expenditures	---	---	---
Non-Profit or Other Programs	---	---	---
Other Expenditures	---	---	---
Total Expenditures	\$---	\$---	---
Estimated Value of All Held Property	---	\$---	---
Year-End Balance	---	\$---	---

*Entity with no data in 2023 and 2024 has no expenditures to report.

Dayton Police Department

Expenditures	2023 Expenditures	2024* Expenditures	Percent Change (\$)
Amount Received in the Previous Year	\$1,249	\$12,745	920.4%
Expenditure Categories			
Crime Prevention	\$---	\$---	---
Victim Reparations	---	---	---
Exploited Youth Programs	---	---	---
Trafficking Victim Programs	---	---	---
Investigation Costs	---	---	---
Court Costs	---	---	---
Salaries	---	---	---
Professional Services	---	---	---
Travel	---	---	---
Training	---	---	---
Other Operating Expenses	---	---	---
Capital Expenditures	---	---	---
Non-Profit or Other Programs	---	---	---
Other Expenditures	---	---	---
Total Expenditures	\$---	\$---	---
Estimated Value of All Held Property	---	\$---	---
Year-End Balance	12,745	12,745	---

*Entity with no data in 2023 and 2024 has no expenditures to report.

Deephaven Police Department

Expenditures	2023 Expenditures	2024* Expenditures	Percent Change (\$)
Amount Received in the Previous Year	\$---	\$---	---
Expenditure Categories			
Crime Prevention	\$---	\$---	---
Victim Reparations	---	---	---
Exploited Youth Programs	---	---	---
Trafficking Victim Programs	---	---	---
Investigation Costs	---	---	---
Court Costs	---	---	---
Salaries	---	---	---
Professional Services	---	---	---
Travel	---	---	---
Training	---	---	---
Other Operating Expenses	---	---	---
Capital Expenditures	---	---	---
Non-Profit or Other Programs	---	---	---
Other Expenditures	---	---	---
Total Expenditures	\$---	\$---	---
Estimated Value of All Held Property	1,000	\$---	-100.0%
Year-End Balance	---	\$---	---

*Entity with no data in 2023 and 2024 has no expenditures to report.

Deer River Police Department

Expenditures	2023 Expenditures	2024* Expenditures	Percent Change (\$)
Amount Received in the Previous Year	\$---	\$2,860	---
Expenditure Categories			
Crime Prevention	\$---	\$---	---
Victim Reparations	---	---	---
Exploited Youth Programs	---	---	---
Trafficking Victim Programs	---	---	---
Investigation Costs	---	---	---
Court Costs	---	858	---
Salaries	---	---	---
Professional Services	---	---	---
Travel	---	---	---
Training	---	---	---
Other Operating Expenses	---	---	---
Capital Expenditures	---	---	---
Non-Profit or Other Programs	---	---	---
Other Expenditures	---	---	---
Total Expenditures	\$---	\$858	---
Estimated Value of All Held Property	---	\$---	---
Year-End Balance	---	\$---	---

*Entity with no data in 2023 and 2024 has no expenditures to report.

Deerwood Police Department

Expenditures	2023 Expenditures	2024* Expenditures	Percent Change (\$)
Amount Received in the Previous Year	\$---	\$---	---
Expenditure Categories			
Crime Prevention	\$---	\$---	---
Victim Reparations	---	---	---
Exploited Youth Programs	---	---	---
Trafficking Victim Programs	---	---	---
Investigation Costs	---	---	---
Court Costs	---	---	---
Salaries	---	---	---
Professional Services	---	---	---
Travel	---	---	---
Training	---	---	---
Other Operating Expenses	---	---	---
Capital Expenditures	---	---	---
Non-Profit or Other Programs	---	---	---
Other Expenditures	---	388	---
Total Expenditures	\$---	\$388	---
Estimated Value of All Held Property	---	8,679	---
Year-End Balance	9,068	8,679	-4.3%

*Entity with no data in 2023 and 2024 has no expenditures to report.

Department of Corrections

Expenditures	2023 Expenditures	2024* Expenditures	Percent Change (\$)
Amount Received in the Previous Year	\$3,391	\$9,700	186.1%
Expenditure Categories			
Crime Prevention	\$---	\$---	---
Victim Reparations	---	---	---
Exploited Youth Programs	---	---	---
Trafficking Victim Programs	---	---	---
Investigation Costs	---	6,000	---
Court Costs	---	---	---
Salaries	---	---	---
Professional Services	---	---	---
Travel	---	---	---
Training	---	---	---
Other Operating Expenses	---	---	---
Capital Expenditures	---	---	---
Non-Profit or Other Programs	---	---	---
Other Expenditures	---	---	---
Total Expenditures	\$---	\$6,000	---
Estimated Value of All Held Property	6,309	\$---	-100.0%
Year-End Balance	9,700	3,700	-61.9%

*Entity with no data in 2023 and 2024 has no expenditures to report.

Detroit Lakes Police Department

Expenditures	2023 Expenditures	2024* Expenditures	Percent Change (\$)
Amount Received in the Previous Year	\$22,060	\$9,901	-55.1%
Expenditure Categories			
Crime Prevention	\$---	\$---	---
Victim Reparations	---	---	---
Exploited Youth Programs	---	---	---
Trafficking Victim Programs	---	---	---
Investigation Costs	---	---	---
Court Costs	---	---	---
Salaries	---	---	---
Professional Services	---	403	---
Travel	---	---	---
Training	---	---	---
Other Operating Expenses	283	---	-100.0%
Capital Expenditures	21,903	6,901	-68.5%
Non-Profit or Other Programs	---	---	---
Other Expenditures	---	---	---
Total Expenditures	\$22,186	\$7,304	-67.1%
Estimated Value of All Held Property	5,000	10,000	100.0%
Year-End Balance	69,494	70,388	1.3%

*Entity with no data in 2023 and 2024 has no expenditures to report.

Dilworth Police Department

Expenditures	2023 Expenditures	2024* Expenditures	Percent Change (\$)
Amount Received in the Previous Year	\$250	\$23,999	9499.6%
Expenditure Categories			
Crime Prevention	\$---	\$---	---
Victim Reparations	---	---	---
Exploited Youth Programs	---	---	---
Trafficking Victim Programs	---	---	---
Investigation Costs	---	---	---
Court Costs	---	7,631	---
Salaries	---	---	---
Professional Services	---	---	---
Travel	---	---	---
Training	---	---	---
Other Operating Expenses	---	---	---
Capital Expenditures	---	---	---
Non-Profit or Other Programs	---	---	---
Other Expenditures	---	---	---
Total Expenditures	\$---	\$7,631	---
Estimated Value of All Held Property	---	\$---	---
Year-End Balance	26,381	40,255	52.6%

*Entity with no data in 2023 and 2024 has no expenditures to report.

DNR, Enforcement Division

Expenditures	2023 Expenditures	2024* Expenditures	Percent Change (\$)
Amount Received in the Previous Year	\$---	\$227,285	---
Expenditure Categories			
Crime Prevention	\$---	\$---	---
Victim Reparations	---	---	---
Exploited Youth Programs	---	---	---
Trafficking Victim Programs	---	---	---
Investigation Costs	---	---	---
Court Costs	---	836	---
Salaries	---	---	---
Professional Services	---	---	---
Travel	---	---	---
Training	---	---	---
Other Operating Expenses	---	---	---
Capital Expenditures	---	---	---
Non-Profit or Other Programs	---	---	---
Other Expenditures	---	31,476	---
Total Expenditures	\$---	\$32,312	---
Estimated Value of All Held Property	---	\$---	---
Year-End Balance	---	\$---	---

*Entity with no data in 2023 and 2024 has no expenditures to report.

Dodge County Attorney's Office

Expenditures	2023 Expenditures	2024* Expenditures	Percent Change (\$)
Amount Received in the Previous Year	\$2,654	\$1,267	-52.3%
Expenditure Categories			
Crime Prevention	\$---	\$---	---
Victim Reparations	---	---	---
Exploited Youth Programs	---	---	---
Trafficking Victim Programs	---	---	---
Investigation Costs	---	---	---
Court Costs	---	---	---
Salaries	---	---	---
Professional Services	200	---	-100.0%
Travel	---	---	---
Training	---	---	---
Other Operating Expenses	---	---	---
Capital Expenditures	---	---	---
Non-Profit or Other Programs	---	---	---
Other Expenditures	---	---	---
Total Expenditures	\$200	\$---	-100.0%
Estimated Value of All Held Property	---	\$---	---
Year-End Balance	2,654	48,706	1735.2%

*Entity with no data in 2023 and 2024 has no expenditures to report.

Dodge County Sheriff's Office

Expenditures	2023 Expenditures	2024* Expenditures	Percent Change (\$)
Amount Received in the Previous Year	\$---	\$---	---
Expenditure Categories			
Crime Prevention	\$---	\$---	---
Victim Reparations	---	---	---
Exploited Youth Programs	---	---	---
Trafficking Victim Programs	---	---	---
Investigation Costs	---	---	---
Court Costs	---	---	---
Salaries	---	---	---
Professional Services	---	---	---
Travel	---	---	---
Training	---	---	---
Other Operating Expenses	---	---	---
Capital Expenditures	---	---	---
Non-Profit or Other Programs	---	---	---
Other Expenditures	---	---	---
Total Expenditures	\$---	\$---	---
Estimated Value of All Held Property	---	\$---	---
Year-End Balance	---	\$---	---

*Entity with no data in 2023 and 2024 has no expenditures to report.

Douglas County Attorney's Office

Expenditures	2023 Expenditures	2024* Expenditures	Percent Change (\$)
Amount Received in the Previous Year	\$9,745	\$6,257	-35.8%
Expenditure Categories			
Crime Prevention	\$---	\$---	---
Victim Reparations	---	---	---
Exploited Youth Programs	---	---	---
Trafficking Victim Programs	---	---	---
Investigation Costs	---	---	---
Court Costs	---	---	---
Salaries	---	---	---
Professional Services	---	---	---
Travel	---	---	---
Training	---	---	---
Other Operating Expenses	---	---	---
Capital Expenditures	1,299	22,400	1624.4%
Non-Profit or Other Programs	---	---	---
Other Expenditures	---	---	---
Total Expenditures	\$1,299	\$22,400	1624.4%
Estimated Value of All Held Property	---	\$---	---
Year-End Balance	140,739	124,597	-11.5%

*Entity with no data in 2023 and 2024 has no expenditures to report.

Douglas County Sheriff's Office

Expenditures	2023 Expenditures	2024* Expenditures	Percent Change (\$)
Amount Received in the Previous Year	\$22,057	\$14,073	-36.2%
Expenditure Categories			
Crime Prevention	\$---	\$---	---
Victim Reparations	---	---	---
Exploited Youth Programs	---	---	---
Trafficking Victim Programs	---	---	---
Investigation Costs	---	---	---
Court Costs	---	---	---
Salaries	---	---	---
Professional Services	---	---	---
Travel	---	---	---
Training	---	---	---
Other Operating Expenses	---	---	---
Capital Expenditures	---	---	---
Non-Profit or Other Programs	---	---	---
Other Expenditures	6,632	6,082	-8.3%
Total Expenditures	\$6,632	\$6,082	-8.3%
Estimated Value of All Held Property	---	\$---	---
Year-End Balance	251,333	259,325	3.2%

*Entity with no data in 2023 and 2024 has no expenditures to report.

Duluth Police Department

Expenditures	2023 Expenditures	2024* Expenditures	Percent Change (\$)
Amount Received in the Previous Year	\$16,109	\$18,258	13.3%
Expenditure Categories			
Crime Prevention	\$---	\$---	---
Victim Reparations	---	---	---
Exploited Youth Programs	---	---	---
Trafficking Victim Programs	---	---	---
Investigation Costs	---	---	---
Court Costs	---	---	---
Salaries	---	---	---
Professional Services	6,987	6,445	-7.8%
Travel	---	---	---
Training	---	---	---
Other Operating Expenses	1,155	4,658	303.3%
Capital Expenditures	---	---	---
Non-Profit or Other Programs	---	---	---
Other Expenditures	---	---	---
Total Expenditures	\$8,142	\$11,103	36.4%
Estimated Value of All Held Property	---	11,103	---
Year-End Balance	47,158	54,312	15.2%

*Entity with no data in 2023 and 2024 has no expenditures to report.

Duluth Township Police Department

Expenditures	2023 Expenditures	2024* Expenditures	Percent Change (\$)
Amount Received in the Previous Year	\$---	\$---	---
Expenditure Categories			
Crime Prevention	\$---	\$---	---
Victim Reparations	---	---	---
Exploited Youth Programs	---	---	---
Trafficking Victim Programs	---	---	---
Investigation Costs	---	---	---
Court Costs	---	---	---
Salaries	---	---	---
Professional Services	---	---	---
Travel	---	---	---
Training	---	---	---
Other Operating Expenses	---	---	---
Capital Expenditures	---	---	---
Non-Profit or Other Programs	---	---	---
Other Expenditures	---	---	---
Total Expenditures	\$---	\$---	---
Estimated Value of All Held Property	---	\$---	---
Year-End Balance	---	\$---	---

*Entity with no data in 2023 and 2024 has no expenditures to report.

Dundas Police Department

Expenditures	2023 Expenditures	2024* Expenditures	Percent Change (\$)
Amount Received in the Previous Year	\$---	\$---	---
Expenditure Categories			
Crime Prevention	\$---	\$---	---
Victim Reparations	---	---	---
Exploited Youth Programs	---	---	---
Trafficking Victim Programs	---	---	---
Investigation Costs	---	---	---
Court Costs	---	---	---
Salaries	---	---	---
Professional Services	---	---	---
Travel	---	---	---
Training	---	---	---
Other Operating Expenses	---	---	---
Capital Expenditures	---	---	---
Non-Profit or Other Programs	---	---	---
Other Expenditures	---	---	---
Total Expenditures	\$---	\$---	---
Estimated Value of All Held Property	---	\$---	---
Year-End Balance	---	\$---	---

*Entity with no data in 2023 and 2024 has no expenditures to report.

Eagan Police Department

Expenditures	2023 Expenditures	2024* Expenditures	Percent Change (\$)
Amount Received in the Previous Year	\$19,156	\$1,516	-92.1%
Expenditure Categories			
Crime Prevention	\$---	\$---	---
Victim Reparations	---	---	---
Exploited Youth Programs	---	---	---
Trafficking Victim Programs	---	---	---
Investigation Costs	---	---	---
Court Costs	4,790	---	-100.0%
Salaries	---	---	---
Professional Services	5,600	---	-100.0%
Travel	---	---	---
Training	---	---	---
Other Operating Expenses	---	4,045	---
Capital Expenditures	2,348	13,587	478.7%
Non-Profit or Other Programs	---	---	---
Other Expenditures	---	---	---
Total Expenditures	\$12,738	\$17,632	38.4%
Estimated Value of All Held Property	---	\$---	---
Year-End Balance	37,643	20,000	-46.9%

*Entity with no data in 2023 and 2024 has no expenditures to report.

East Central Drug Task Force

Expenditures	2023 Expenditures	2024* Expenditures	Percent Change (\$)
Amount Received in the Previous Year	\$57,461	\$10,845	-81.1%
Expenditure Categories			
Crime Prevention	\$---	\$---	---
Victim Reparations	---	---	---
Exploited Youth Programs	---	---	---
Trafficking Victim Programs	---	---	---
Investigation Costs	---	5,000	---
Court Costs	---	---	---
Salaries	---	---	---
Professional Services	---	12,494	---
Travel	---	---	---
Training	---	3,528	---
Other Operating Expenses	---	15,676	---
Capital Expenditures	---	---	---
Non-Profit or Other Programs	---	---	---
Other Expenditures	---	10,523	---
Total Expenditures	\$---	\$47,221	---
Estimated Value of All Held Property	72,354	58,922	-18.6%
Year-End Balance	261,845	228,936	-12.6%

*Entity with no data in 2023 and 2024 has no expenditures to report.

East Grand Forks Police Department

Expenditures	2023 Expenditures	2024* Expenditures	Percent Change (\$)
Amount Received in the Previous Year	\$25,602	\$15,259	-40.4%
Expenditure Categories			
Crime Prevention	\$---	\$---	---
Victim Reparations	---	---	---
Exploited Youth Programs	---	---	---
Trafficking Victim Programs	---	---	---
Investigation Costs	---	---	---
Court Costs	---	---	---
Salaries	---	---	---
Professional Services	---	---	---
Travel	---	---	---
Training	---	---	---
Other Operating Expenses	---	---	---
Capital Expenditures	---	39,753	---
Non-Profit or Other Programs	---	---	---
Other Expenditures	---	---	---
Total Expenditures	\$---	\$39,753	---
Estimated Value of All Held Property	---	\$---	---
Year-End Balance	48,834	24,340	-50.2%

*Entity with no data in 2023 and 2024 has no expenditures to report.

East Metro Sex Trafficking Task Force

Expenditures	2023 Expenditures	2024* Expenditures	Percent Change (\$)
Amount Received in the Previous Year	\$6,269	\$120	-98.1%
Expenditure Categories			
Crime Prevention	\$---	\$---	---
Victim Reparations	---	---	---
Exploited Youth Programs	---	---	---
Trafficking Victim Programs	---	---	---
Investigation Costs	---	---	---
Court Costs	---	---	---
Salaries	---	---	---
Professional Services	---	---	---
Travel	282	1,142	305.0%
Training	---	---	---
Other Operating Expenses	205	11,160	5343.9%
Capital Expenditures	---	7,003	---
Non-Profit or Other Programs	---	---	---
Other Expenditures	---	---	---
Total Expenditures	\$487	\$19,305	3864.1%
Estimated Value of All Held Property	---	\$---	---
Year-End Balance	36,099	16,914	-53.1%

*Entity with no data in 2023 and 2024 has no expenditures to report.

East Range Public Safety Board

Expenditures	2023 Expenditures	2024* Expenditures	Percent Change (\$)
Amount Received in the Previous Year	\$---	\$---	---
Expenditure Categories			
Crime Prevention	\$---	\$---	---
Victim Reparations	---	---	---
Exploited Youth Programs	---	---	---
Trafficking Victim Programs	---	---	---
Investigation Costs	---	---	---
Court Costs	---	---	---
Salaries	---	---	---
Professional Services	---	---	---
Travel	---	---	---
Training	---	---	---
Other Operating Expenses	---	---	---
Capital Expenditures	---	---	---
Non-Profit or Other Programs	---	---	---
Other Expenditures	---	---	---
Total Expenditures	\$---	\$---	---
Estimated Value of All Held Property	---	\$---	---
Year-End Balance	---	\$---	---

*Entity with no data in 2023 and 2024 has no expenditures to report.

Eden Prairie Police Department

Expenditures	2023 Expenditures	2024* Expenditures	Percent Change (\$)
Amount Received in the Previous Year	\$16,147	\$13,366	-17.2%
Expenditure Categories			
Crime Prevention	\$---	\$---	---
Victim Reparations	---	---	---
Exploited Youth Programs	---	---	---
Trafficking Victim Programs	---	---	---
Investigation Costs	---	---	---
Court Costs	---	---	---
Salaries	---	---	---
Professional Services	---	---	---
Travel	---	---	---
Training	---	---	---
Other Operating Expenses	21,372	3,547	-83.4%
Capital Expenditures	5,978	---	-100.0%
Non-Profit or Other Programs	---	---	---
Other Expenditures	---	---	---
Total Expenditures	\$27,350	\$3,547	-87.0%
Estimated Value of All Held Property	17,373	15,959	-8.1%
Year-End Balance	33,241	33,335	0.3%

*Entity with no data in 2023 and 2024 has no expenditures to report.

Eden Valley Police Department

Expenditures	2023 Expenditures	2024* Expenditures	Percent Change (\$)
Amount Received in the Previous Year	\$---	\$---	---
Expenditure Categories			
Crime Prevention	\$---	\$---	---
Victim Reparations	---	---	---
Exploited Youth Programs	---	---	---
Trafficking Victim Programs	---	---	---
Investigation Costs	---	---	---
Court Costs	---	---	---
Salaries	---	---	---
Professional Services	---	---	---
Travel	---	---	---
Training	---	---	---
Other Operating Expenses	---	---	---
Capital Expenditures	---	---	---
Non-Profit or Other Programs	---	---	---
Other Expenditures	---	---	---
Total Expenditures	\$---	\$---	---
Estimated Value of All Held Property	---	\$---	---
Year-End Balance	---	\$---	---

*Entity with no data in 2023 and 2024 has no expenditures to report.

Edina Police Department

Expenditures	2023 Expenditures	2024* Expenditures	Percent Change (\$)
Amount Received in the Previous Year	\$35,562	\$20,534	-42.3%
Expenditure Categories			
Crime Prevention	\$---	\$---	---
Victim Reparations	---	---	---
Exploited Youth Programs	---	---	---
Trafficking Victim Programs	---	---	---
Investigation Costs	---	---	---
Court Costs	4,630	9,520	105.6%
Salaries	---	---	---
Professional Services	---	---	---
Travel	---	---	---
Training	5,740	---	-100.0%
Other Operating Expenses	7,392	8,477	14.7%
Capital Expenditures	3,212	24,468	661.8%
Non-Profit or Other Programs	---	---	---
Other Expenditures	---	---	---
Total Expenditures	\$20,974	\$42,465	102.5%
Estimated Value of All Held Property	---	\$---	---
Year-End Balance	20,534	36,715	78.8%

*Entity with no data in 2023 and 2024 has no expenditures to report.

Elk River Police Department

Expenditures	2023 Expenditures	2024* Expenditures	Percent Change (\$)
Amount Received in the Previous Year	\$2,149	\$4,488	108.8%
Expenditure Categories			
Crime Prevention	4,944	\$---	-100.0%
Victim Reparations	---	---	---
Exploited Youth Programs	---	---	---
Trafficking Victim Programs	---	---	---
Investigation Costs	---	---	---
Court Costs	---	---	---
Salaries	---	---	---
Professional Services	901	---	-100.0%
Travel	---	---	---
Training	---	---	---
Other Operating Expenses	---	739	---
Capital Expenditures	33,072	6,668	-79.8%
Non-Profit or Other Programs	---	---	---
Other Expenditures	---	---	---
Total Expenditures	\$38,917	\$7,407	-81.0%
Estimated Value of All Held Property	---	\$---	---
Year-End Balance	6,410	3,796	-40.8%

*Entity with no data in 2023 and 2024 has no expenditures to report.

Elko New Market Police Department

Expenditures	2023 Expenditures	2024* Expenditures	Percent Change (\$)
Amount Received in the Previous Year	\$4,768	\$---	-100.0%
Expenditure Categories			
Crime Prevention	\$---	\$---	---
Victim Reparations	---	---	---
Exploited Youth Programs	---	---	---
Trafficking Victim Programs	---	---	---
Investigation Costs	---	---	---
Court Costs	5,377	---	-100.0%
Salaries	---	---	---
Professional Services	---	---	---
Travel	---	---	---
Training	---	---	---
Other Operating Expenses	---	---	---
Capital Expenditures	7,887	---	-100.0%
Non-Profit or Other Programs	---	---	---
Other Expenditures	---	---	---
Total Expenditures	\$13,264	\$---	-100.0%
Estimated Value of All Held Property	21,800	7,000	-67.9%
Year-End Balance	1,900	500	-73.7%

*Entity with no data in 2023 and 2024 has no expenditures to report.

Elmore Police Department

Expenditures	2023 Expenditures	2024* Expenditures	Percent Change (\$)
Amount Received in the Previous Year	\$---	\$---	---
Expenditure Categories			
Crime Prevention	\$---	\$---	---
Victim Reparations	---	---	---
Exploited Youth Programs	---	---	---
Trafficking Victim Programs	---	---	---
Investigation Costs	---	---	---
Court Costs	---	---	---
Salaries	---	---	---
Professional Services	---	---	---
Travel	---	---	---
Training	---	---	---
Other Operating Expenses	---	---	---
Capital Expenditures	---	---	---
Non-Profit or Other Programs	---	---	---
Other Expenditures	---	---	---
Total Expenditures	\$---	\$---	---
Estimated Value of All Held Property	---	\$---	---
Year-End Balance	---	\$---	---

*Entity with no data in 2023 and 2024 has no expenditures to report.

Ely Police Department

Expenditures	2023 Expenditures	2024* Expenditures	Percent Change (\$)
Amount Received in the Previous Year	\$275	\$---	-100.0%
Expenditure Categories			
Crime Prevention	\$---	\$---	---
Victim Reparations	---	---	---
Exploited Youth Programs	---	---	---
Trafficking Victim Programs	---	---	---
Investigation Costs	---	---	---
Court Costs	10	---	-100.0%
Salaries	---	---	---
Professional Services	---	---	---
Travel	---	---	---
Training	---	---	---
Other Operating Expenses	---	---	---
Capital Expenditures	---	12,000	---
Non-Profit or Other Programs	---	---	---
Other Expenditures	241	---	-100.0%
Total Expenditures	\$251	\$12,000	4680.9%
Estimated Value of All Held Property	---	\$---	---
Year-End Balance	59,031	47,656	-19.3%

*Entity with no data in 2023 and 2024 has no expenditures to report.

Eveleth Police Department

Expenditures	2023 Expenditures	2024* Expenditures	Percent Change (\$)
Amount Received in the Previous Year	\$---	\$---	---
Expenditure Categories			
Crime Prevention	\$---	\$---	---
Victim Reparations	---	---	---
Exploited Youth Programs	---	---	---
Trafficking Victim Programs	---	---	---
Investigation Costs	---	---	---
Court Costs	---	---	---
Salaries	---	---	---
Professional Services	---	---	---
Travel	---	---	---
Training	---	---	---
Other Operating Expenses	---	---	---
Capital Expenditures	---	---	---
Non-Profit or Other Programs	---	---	---
Other Expenditures	---	---	---
Total Expenditures	\$---	\$---	---
Estimated Value of All Held Property	7,500	7,500	---
Year-End Balance	12,152	12,152	---

*Entity with no data in 2023 and 2024 has no expenditures to report.

Fairfax Police Department

Expenditures	2023 Expenditures	2024* Expenditures	Percent Change (\$)
Amount Received in the Previous Year	\$---	\$---	---
Expenditure Categories			
Crime Prevention	\$---	\$---	---
Victim Reparations	---	---	---
Exploited Youth Programs	---	---	---
Trafficking Victim Programs	---	---	---
Investigation Costs	---	---	---
Court Costs	---	---	---
Salaries	---	---	---
Professional Services	---	---	---
Travel	---	---	---
Training	---	---	---
Other Operating Expenses	---	---	---
Capital Expenditures	---	---	---
Non-Profit or Other Programs	---	---	---
Other Expenditures	---	---	---
Total Expenditures	\$---	\$---	---
Estimated Value of All Held Property	---	\$---	---
Year-End Balance	---	2,430	---

*Entity with no data in 2023 and 2024 has no expenditures to report.

Fairmont Police Department

Expenditures	2023 Expenditures	2024* Expenditures	Percent Change (\$)
Amount Received in the Previous Year	\$1,050	\$---	-100.0%
Expenditure Categories			
Crime Prevention	350	\$---	-100.0%
Victim Reparations	---	---	---
Exploited Youth Programs	---	---	---
Trafficking Victim Programs	---	---	---
Investigation Costs	---	---	---
Court Costs	196	---	-100.0%
Salaries	---	---	---
Professional Services	---	---	---
Travel	---	---	---
Training	224	---	-100.0%
Other Operating Expenses	230	---	-100.0%
Capital Expenditures	50	---	-100.0%
Non-Profit or Other Programs	---	---	---
Other Expenditures	---	---	---
Total Expenditures	\$1,050	\$---	-100.0%
Estimated Value of All Held Property	---	\$---	---
Year-End Balance	---	\$---	---

*Entity with no data in 2023 and 2024 has no expenditures to report.

Faribault County Attorney's Office

Expenditures	2023 Expenditures	2024* Expenditures	Percent Change (\$)
Amount Received in the Previous Year	\$---	\$---	---
Expenditure Categories			
Crime Prevention	\$---	\$---	---
Victim Reparations	---	---	---
Exploited Youth Programs	---	---	---
Trafficking Victim Programs	---	---	---
Investigation Costs	---	---	---
Court Costs	---	---	---
Salaries	---	---	---
Professional Services	---	---	---
Travel	---	---	---
Training	---	---	---
Other Operating Expenses	---	---	---
Capital Expenditures	---	---	---
Non-Profit or Other Programs	---	---	---
Other Expenditures	---	---	---
Total Expenditures	\$---	\$---	---
Estimated Value of All Held Property	---	\$---	---
Year-End Balance	---	\$---	---

*Entity with no data in 2023 and 2024 has no expenditures to report.

Faribault County Sheriff's Office

Expenditures	2023 Expenditures	2024* Expenditures	Percent Change (\$)
Amount Received in the Previous Year	\$---	\$7,672	---
Expenditure Categories			
Crime Prevention	\$---	\$---	---
Victim Reparations	---	---	---
Exploited Youth Programs	---	---	---
Trafficking Victim Programs	---	---	---
Investigation Costs	---	---	---
Court Costs	---	---	---
Salaries	---	---	---
Professional Services	---	---	---
Travel	---	---	---
Training	---	7,348	---
Other Operating Expenses	---	---	---
Capital Expenditures	---	---	---
Non-Profit or Other Programs	---	---	---
Other Expenditures	---	---	---
Total Expenditures	\$---	\$7,348	---
Estimated Value of All Held Property	---	\$---	---
Year-End Balance	---	\$---	---

*Entity with no data in 2023 and 2024 has no expenditures to report.

Faribault Police Department

Expenditures	2023 Expenditures	2024* Expenditures	Percent Change (\$)
Amount Received in the Previous Year	\$3,500	\$---	-100.0%
Expenditure Categories			
Crime Prevention	\$---	\$---	---
Victim Reparations	---	---	---
Exploited Youth Programs	---	---	---
Trafficking Victim Programs	---	---	---
Investigation Costs	---	---	---
Court Costs	---	---	---
Salaries	---	---	---
Professional Services	---	90	---
Travel	---	---	---
Training	---	---	---
Other Operating Expenses	---	---	---
Capital Expenditures	29,541	---	-100.0%
Non-Profit or Other Programs	---	---	---
Other Expenditures	---	---	---
Total Expenditures	\$29,541	\$90	-99.7%
Estimated Value of All Held Property	---	\$---	---
Year-End Balance	17,568	15,500	-11.8%

*Entity with no data in 2023 and 2024 has no expenditures to report.

Farmington Police Department

Expenditures	2023 Expenditures	2024* Expenditures	Percent Change (\$)
Amount Received in the Previous Year	\$---	\$---	---
Expenditure Categories			
Crime Prevention	\$---	\$---	---
Victim Reparations	---	---	---
Exploited Youth Programs	---	---	---
Trafficking Victim Programs	---	---	---
Investigation Costs	---	---	---
Court Costs	---	---	---
Salaries	---	---	---
Professional Services	---	---	---
Travel	---	---	---
Training	---	---	---
Other Operating Expenses	---	---	---
Capital Expenditures	2,195	---	-100.0%
Non-Profit or Other Programs	---	---	---
Other Expenditures	---	---	---
Total Expenditures	\$2,195	\$---	-100.0%
Estimated Value of All Held Property	---	\$---	---
Year-End Balance	13,356	\$---	-100.0%

*Entity with no data in 2023 and 2024 has no expenditures to report.

Fergus Falls Police Department

Expenditures	2023 Expenditures	2024* Expenditures	Percent Change (\$)
Amount Received in the Previous Year	\$8,686	\$6,224	-28.3%
Expenditure Categories			
Crime Prevention	\$---	\$---	---
Victim Reparations	---	---	---
Exploited Youth Programs	---	---	---
Trafficking Victim Programs	---	---	---
Investigation Costs	---	---	---
Court Costs	---	---	---
Salaries	---	---	---
Professional Services	---	---	---
Travel	---	---	---
Training	---	---	---
Other Operating Expenses	33	31	-6.1%
Capital Expenditures	---	---	---
Non-Profit or Other Programs	---	---	---
Other Expenditures	1,093	814	-25.5%
Total Expenditures	\$1,126	\$845	-25.0%
Estimated Value of All Held Property	---	\$---	---
Year-End Balance	128,443	124,901	-2.8%

*Entity with no data in 2023 and 2024 has no expenditures to report.

Fillmore County Attorney's Office

Expenditures	2023 Expenditures	2024* Expenditures	Percent Change (\$)
Amount Received in the Previous Year	\$430	\$420	-2.3%
Expenditure Categories			
Crime Prevention	\$---	\$---	---
Victim Reparations	---	---	---
Exploited Youth Programs	---	---	---
Trafficking Victim Programs	---	---	---
Investigation Costs	---	---	---
Court Costs	---	---	---
Salaries	---	---	---
Professional Services	---	---	---
Travel	---	---	---
Training	---	---	---
Other Operating Expenses	---	---	---
Capital Expenditures	---	---	---
Non-Profit or Other Programs	---	---	---
Other Expenditures	---	---	---
Total Expenditures	\$---	\$---	---
Estimated Value of All Held Property	---	\$---	---
Year-End Balance	64,400	40,823	-36.6%

*Entity with no data in 2023 and 2024 has no expenditures to report.

Fillmore County Sheriff's Office

Expenditures	2023 Expenditures	2024* Expenditures	Percent Change (\$)
Amount Received in the Previous Year	\$490	\$1,900	287.8%
Expenditure Categories			
Crime Prevention	\$---	\$---	---
Victim Reparations	---	---	---
Exploited Youth Programs	---	---	---
Trafficking Victim Programs	---	---	---
Investigation Costs	---	---	---
Court Costs	---	---	---
Salaries	---	---	---
Professional Services	---	---	---
Travel	---	---	---
Training	---	---	---
Other Operating Expenses	---	---	---
Capital Expenditures	---	---	---
Non-Profit or Other Programs	---	---	---
Other Expenditures	247	---	-100.0%
Total Expenditures	\$247	\$---	-100.0%
Estimated Value of All Held Property	---	1,900	---
Year-End Balance	18,676	19,058	2.0%

*Entity with no data in 2023 and 2024 has no expenditures to report.

Fisher Police Department

Expenditures	2023 Expenditures	2024* Expenditures	Percent Change (\$)
Amount Received in the Previous Year	\$---	\$---	---
Expenditure Categories			
Crime Prevention	\$---	\$---	---
Victim Reparations	---	---	---
Exploited Youth Programs	---	---	---
Trafficking Victim Programs	---	---	---
Investigation Costs	---	---	---
Court Costs	---	---	---
Salaries	---	---	---
Professional Services	---	---	---
Travel	---	---	---
Training	---	---	---
Other Operating Expenses	---	---	---
Capital Expenditures	---	---	---
Non-Profit or Other Programs	---	---	---
Other Expenditures	---	---	---
Total Expenditures	\$---	\$---	---
Estimated Value of All Held Property	---	\$---	---
Year-End Balance	---	\$---	---

*Entity with no data in 2023 and 2024 has no expenditures to report.

Floodwood Police Department

Expenditures	2023 Expenditures	2024* Expenditures	Percent Change (\$)
Amount Received in the Previous Year	\$---	\$---	---
Expenditure Categories			
Crime Prevention	\$---	\$---	---
Victim Reparations	---	---	---
Exploited Youth Programs	---	---	---
Trafficking Victim Programs	---	---	---
Investigation Costs	---	---	---
Court Costs	---	---	---
Salaries	---	---	---
Professional Services	---	---	---
Travel	---	---	---
Training	---	---	---
Other Operating Expenses	---	---	---
Capital Expenditures	---	---	---
Non-Profit or Other Programs	---	---	---
Other Expenditures	---	---	---
Total Expenditures	\$---	\$---	---
Estimated Value of All Held Property	---	\$---	---
Year-End Balance	---	\$---	---

*Entity with no data in 2023 and 2024 has no expenditures to report.

Foley Police Department

Expenditures	2023 Expenditures	2024* Expenditures	Percent Change (\$)
Amount Received in the Previous Year	\$---	\$---	---
Expenditure Categories			
Crime Prevention	\$---	\$---	---
Victim Reparations	---	---	---
Exploited Youth Programs	---	---	---
Trafficking Victim Programs	---	---	---
Investigation Costs	---	---	---
Court Costs	---	---	---
Salaries	---	---	---
Professional Services	---	---	---
Travel	---	---	---
Training	---	---	---
Other Operating Expenses	---	---	---
Capital Expenditures	---	---	---
Non-Profit or Other Programs	---	---	---
Other Expenditures	---	---	---
Total Expenditures	\$---	\$---	---
Estimated Value of All Held Property	---	\$---	---
Year-End Balance	---	\$---	---

*Entity with no data in 2023 and 2024 has no expenditures to report.

Fond du Lac Tribal Police Department

	2023	2024*	Percent
Expenditures	Expenditures	Expenditures	Change (\$)
Amount Received in the Previous Year	\$---	\$---	---
Expenditure Categories			
Crime Prevention	\$---	\$---	---
Victim Reparations	---	---	---
Exploited Youth Programs	---	---	---
Trafficking Victim Programs	---	---	---
Investigation Costs	---	---	---
Court Costs	---	---	---
Salaries	---	---	---
Professional Services	---	---	---
Travel	---	---	---
Training	---	---	---
Other Operating Expenses	---	---	---
Capital Expenditures	---	---	---
Non-Profit or Other Programs	---	---	---
Other Expenditures	---	---	---
Total Expenditures	\$---	\$---	---
Estimated Value of All Held Property	30,700	\$---	-100.0%
Year-End Balance	3,000	\$---	-100.0%

*Entity with no data in 2023 and 2024 has no expenditures to report.

Forest Lake Police Department

	2023	2024*	Percent
Expenditures	Expenditures	Expenditures	Change (\$)
Amount Received in the Previous Year	\$---	\$49,502	---
Expenditure Categories			
Crime Prevention	\$---	\$---	---
Victim Reparations	---	39,365	---
Exploited Youth Programs	---	---	---
Trafficking Victim Programs	---	---	---
Investigation Costs	---	---	---
Court Costs	---	---	---
Salaries	---	---	---
Professional Services	---	---	---
Travel	---	---	---
Training	---	---	---
Other Operating Expenses	---	---	---
Capital Expenditures	9,441	---	-100.0%
Non-Profit or Other Programs	---	---	---
Other Expenditures	---	---	---
Total Expenditures	\$9,441	\$39,365	317.0%
Estimated Value of All Held Property	---	\$---	---
Year-End Balance	5,558	10,137	82.4%

*Entity with no data in 2023 and 2024 has no expenditures to report.

Frazee Police Department

	2023	2024*	Percent
Expenditures	Expenditures	Expenditures	Change (\$)
Amount Received in the Previous Year	\$---	\$10,500	---
Expenditure Categories			
Crime Prevention	\$---	\$---	---
Victim Reparations	---	---	---
Exploited Youth Programs	---	---	---
Trafficking Victim Programs	---	---	---
Investigation Costs	---	---	---
Court Costs	---	2,100	---
Salaries	---	---	---
Professional Services	---	---	---
Travel	---	---	---
Training	---	---	---
Other Operating Expenses	---	---	---
Capital Expenditures	---	7,350	---
Non-Profit or Other Programs	---	---	---
Other Expenditures	---	---	---
Total Expenditures	\$---	\$9,450	---
Estimated Value of All Held Property	10,000	\$---	-100.0%
Year-End Balance	---	1,050	---

*Entity with no data in 2023 and 2024 has no expenditures to report.

Freeborn County Attorney's Office

	2023	2024*	Percent
Expenditures	Expenditures	Expenditures	Change (\$)
Amount Received in the Previous Year	\$7,868	\$3,023	-61.6%
Expenditure Categories			
Crime Prevention	\$---	\$---	---
Victim Reparations	---	---	---
Exploited Youth Programs	---	---	---
Trafficking Victim Programs	---	---	---
Investigation Costs	---	---	---
Court Costs	---	---	---
Salaries	---	---	---
Professional Services	---	---	---
Travel	---	---	---
Training	---	---	---
Other Operating Expenses	---	---	---
Capital Expenditures	---	---	---
Non-Profit or Other Programs	---	---	---
Other Expenditures	---	---	---
Total Expenditures	\$---	\$---	---
Estimated Value of All Held Property	---	\$---	---
Year-End Balance	55,713	58,826	5.6%

*Entity with no data in 2023 and 2024 has no expenditures to report.

Freeborn County Sheriff's Office

Expenditures	2023 Expenditures	2024* Expenditures	Percent Change (\$)
Amount Received in the Previous Year	\$2,474	\$---	-100.0%
Expenditure Categories			
Crime Prevention	\$---	\$---	---
Victim Reparations	---	---	---
Exploited Youth Programs	---	---	---
Trafficking Victim Programs	---	---	---
Investigation Costs	---	---	---
Court Costs	---	---	---
Salaries	---	---	---
Professional Services	---	---	---
Travel	---	---	---
Training	---	---	---
Other Operating Expenses	---	---	---
Capital Expenditures	---	---	---
Non-Profit or Other Programs	---	---	---
Other Expenditures	---	---	---
Total Expenditures	\$---	\$---	---
Estimated Value of All Held Property	---	\$---	---
Year-End Balance	31,101	31,010	-0.3%

*Entity with no data in 2023 and 2024 has no expenditures to report.

Fridley Police Department

Expenditures	2023 Expenditures	2024* Expenditures	Percent Change (\$)
Amount Received in the Previous Year	\$54,325	\$70,650	30.1%
Expenditure Categories			
Crime Prevention	1,500	\$---	-100.0%
Victim Reparations	---	---	---
Exploited Youth Programs	---	---	---
Trafficking Victim Programs	---	---	---
Investigation Costs	---	---	---
Court Costs	4,502	---	-100.0%
Salaries	---	---	---
Professional Services	---	---	---
Travel	---	---	---
Training	---	---	---
Other Operating Expenses	1,527	---	-100.0%
Capital Expenditures	14,642	63,968	336.9%
Non-Profit or Other Programs	---	---	---
Other Expenditures	2,033	---	-100.0%
Total Expenditures	\$24,204	\$63,968	164.3%
Estimated Value of All Held Property	180,000	50,000	-72.2%
Year-End Balance	136,757	80,257	-41.3%

*Entity with no data in 2023 and 2024 has no expenditures to report.

Fulda Police Department

Expenditures	2023 Expenditures	2024* Expenditures	Percent Change (\$)
Amount Received in the Previous Year	\$---	\$---	---
Expenditure Categories			
Crime Prevention	\$---	\$---	---
Victim Reparations	---	---	---
Exploited Youth Programs	---	---	---
Trafficking Victim Programs	---	---	---
Investigation Costs	---	---	---
Court Costs	---	---	---
Salaries	---	---	---
Professional Services	---	---	---
Travel	---	---	---
Training	---	---	---
Other Operating Expenses	---	---	---
Capital Expenditures	---	---	---
Non-Profit or Other Programs	---	---	---
Other Expenditures	---	---	---
Total Expenditures	\$---	\$---	---
Estimated Value of All Held Property	---	\$---	---
Year-End Balance	---	\$---	---

*Entity with no data in 2023 and 2024 has no expenditures to report.

Gaylord Police Department

Expenditures	2023 Expenditures	2024* Expenditures	Percent Change (\$)
Amount Received in the Previous Year	\$350	\$4,644	1226.9%
Expenditure Categories			
Crime Prevention	\$---	\$---	---
Victim Reparations	---	---	---
Exploited Youth Programs	---	---	---
Trafficking Victim Programs	---	---	---
Investigation Costs	---	---	---
Court Costs	105	---	-100.0%
Salaries	---	---	---
Professional Services	---	---	---
Travel	---	---	---
Training	---	---	---
Other Operating Expenses	---	---	---
Capital Expenditures	---	3,150	---
Non-Profit or Other Programs	---	---	---
Other Expenditures	---	---	---
Total Expenditures	\$105	\$3,150	2900.0%
Estimated Value of All Held Property	---	\$---	---
Year-End Balance	16,840	10,437	-38.0%

*Entity with no data in 2023 and 2024 has no expenditures to report.

Gibbon Police Department

Expenditures	2023 Expenditures	2024* Expenditures	Percent Change (\$)
Amount Received in the Previous Year	\$---	\$---	---
Expenditure Categories			
Crime Prevention	\$---	\$---	---
Victim Reparations	---	---	---
Exploited Youth Programs	---	---	---
Trafficking Victim Programs	---	---	---
Investigation Costs	---	---	---
Court Costs	---	---	---
Salaries	---	---	---
Professional Services	---	---	---
Travel	---	---	---
Training	---	---	---
Other Operating Expenses	---	---	---
Capital Expenditures	---	---	---
Non-Profit or Other Programs	---	---	---
Other Expenditures	---	---	---
Total Expenditures	\$---	\$---	---
Estimated Value of All Held Property	---	\$---	---
Year-End Balance	---	\$---	---

*Entity with no data in 2023 and 2024 has no expenditures to report.

Gilbert Police Department

Expenditures	2023 Expenditures	2024* Expenditures	Percent Change (\$)
Amount Received in the Previous Year	\$---	\$---	---
Expenditure Categories			
Crime Prevention	\$---	\$---	---
Victim Reparations	---	---	---
Exploited Youth Programs	---	---	---
Trafficking Victim Programs	---	---	---
Investigation Costs	120	---	-100.0%
Court Costs	---	---	---
Salaries	---	---	---
Professional Services	---	---	---
Travel	---	---	---
Training	---	---	---
Other Operating Expenses	---	---	---
Capital Expenditures	---	856	---
Non-Profit or Other Programs	---	---	---
Other Expenditures	---	---	---
Total Expenditures	\$120	\$856	613.3%
Estimated Value of All Held Property	1,000	\$---	-100.0%
Year-End Balance	30,647	29,791	-2.8%

*Entity with no data in 2023 and 2024 has no expenditures to report.

Glencoe Police Department

Expenditures	2023 Expenditures	2024* Expenditures	Percent Change (\$)
Amount Received in the Previous Year	\$13,395	\$886	-93.4%
Expenditure Categories			
Crime Prevention	\$---	\$---	---
Victim Reparations	---	---	---
Exploited Youth Programs	---	---	---
Trafficking Victim Programs	---	---	---
Investigation Costs	---	---	---
Court Costs	---	---	---
Salaries	---	---	---
Professional Services	---	---	---
Travel	---	---	---
Training	---	---	---
Other Operating Expenses	13,395	886	-93.4%
Capital Expenditures	---	---	---
Non-Profit or Other Programs	---	---	---
Other Expenditures	---	---	---
Total Expenditures	\$13,395	\$886	-93.4%
Estimated Value of All Held Property	---	\$---	---
Year-End Balance	---	\$---	---

*Entity with no data in 2023 and 2024 has no expenditures to report.

Glenwood Police Department

Expenditures	2023 Expenditures	2024* Expenditures	Percent Change (\$)
Amount Received in the Previous Year	\$---	\$---	---
Expenditure Categories			
Crime Prevention	\$---	\$---	---
Victim Reparations	---	---	---
Exploited Youth Programs	---	---	---
Trafficking Victim Programs	---	---	---
Investigation Costs	---	---	---
Court Costs	---	---	---
Salaries	---	---	---
Professional Services	---	---	---
Travel	313	---	-100.0%
Training	1,955	---	-100.0%
Other Operating Expenses	127	---	-100.0%
Capital Expenditures	---	---	---
Non-Profit or Other Programs	---	---	---
Other Expenditures	---	---	---
Total Expenditures	\$2,395	\$---	-100.0%
Estimated Value of All Held Property	---	\$---	---
Year-End Balance	---	\$---	---

*Entity with no data in 2023 and 2024 has no expenditures to report.

Glyndon Police Department

Expenditures	2023 Expenditures	2024* Expenditures	Percent Change (\$)
Amount Received in the Previous Year	\$10,330	\$---	-100.0%
Expenditure Categories			
Crime Prevention	\$---	\$---	---
Victim Reparations	---	---	---
Exploited Youth Programs	---	---	---
Trafficking Victim Programs	---	---	---
Investigation Costs	---	---	---
Court Costs	3,099	---	-100.0%
Salaries	---	---	---
Professional Services	750	---	-100.0%
Travel	---	---	---
Training	---	---	---
Other Operating Expenses	---	---	---
Capital Expenditures	---	---	---
Non-Profit or Other Programs	---	---	---
Other Expenditures	---	---	---
Total Expenditures	\$3,849	\$---	-100.0%
Estimated Value of All Held Property	---	\$---	---
Year-End Balance	6,481	\$---	-100.0%

*Entity with no data in 2023 and 2024 has no expenditures to report.

Golden Valley Police Department

Expenditures	2023 Expenditures	2024* Expenditures	Percent Change (\$)
Amount Received in the Previous Year	\$---	\$---	---
Expenditure Categories			
Crime Prevention	\$---	\$---	---
Victim Reparations	---	---	---
Exploited Youth Programs	---	---	---
Trafficking Victim Programs	---	---	---
Investigation Costs	---	---	---
Court Costs	---	---	---
Salaries	---	---	---
Professional Services	---	---	---
Travel	---	---	---
Training	---	---	---
Other Operating Expenses	---	---	---
Capital Expenditures	---	---	---
Non-Profit or Other Programs	---	---	---
Other Expenditures	---	---	---
Total Expenditures	\$---	\$---	---
Estimated Value of All Held Property	\$---	\$---	---
Year-End Balance	\$---	\$---	---

*Entity with no data in 2023 and 2024 has no expenditures to report.

Goodhue County Attorney's Office

Expenditures	2023 Expenditures	2024* Expenditures	Percent Change (\$)
Amount Received in the Previous Year	\$8,430	\$773	-90.8%
Expenditure Categories			
Crime Prevention	\$---	\$---	---
Victim Reparations	---	---	---
Exploited Youth Programs	---	---	---
Trafficking Victim Programs	---	---	---
Investigation Costs	---	---	---
Court Costs	---	---	---
Salaries	---	4,682	---
Professional Services	---	---	---
Travel	---	---	---
Training	---	---	---
Other Operating Expenses	---	---	---
Capital Expenditures	5,275	794	-84.9%
Non-Profit or Other Programs	---	---	---
Other Expenditures	---	---	---
Total Expenditures	\$5,275	\$5,476	3.8%
Estimated Value of All Held Property	---	\$---	---
Year-End Balance	38,745	34,042	-12.1%

*Entity with no data in 2023 and 2024 has no expenditures to report.

Goodhue County Sheriff's Office

Expenditures	2023 Expenditures	2024* Expenditures	Percent Change (\$)
Amount Received in the Previous Year	\$7,500	\$---	-100.0%
Expenditure Categories			
Crime Prevention	\$---	\$---	---
Victim Reparations	---	---	---
Exploited Youth Programs	---	---	---
Trafficking Victim Programs	---	---	---
Investigation Costs	---	---	---
Court Costs	---	---	---
Salaries	---	---	---
Professional Services	---	---	---
Travel	---	---	---
Training	---	---	---
Other Operating Expenses	---	---	---
Capital Expenditures	4,811	---	-100.0%
Non-Profit or Other Programs	---	---	---
Other Expenditures	---	---	---
Total Expenditures	\$4,811	\$---	-100.0%
Estimated Value of All Held Property	---	\$---	---
Year-End Balance	---	\$---	---

*Entity with no data in 2023 and 2024 has no expenditures to report.

Goodview Police Department

Expenditures	2023 Expenditures	2024* Expenditures	Percent Change (\$)
Amount Received in the Previous Year	\$---	\$5,250	---
Expenditure Categories			
Crime Prevention	\$---	\$---	---
Victim Reparations	---	---	---
Exploited Youth Programs	---	---	---
Trafficking Victim Programs	---	---	---
Investigation Costs	---	---	---
Court Costs	---	1,440	---
Salaries	---	---	---
Professional Services	---	---	---
Travel	---	---	---
Training	---	---	---
Other Operating Expenses	---	---	---
Capital Expenditures	---	---	---
Non-Profit or Other Programs	---	---	---
Other Expenditures	---	450	---
Total Expenditures	\$---	\$1,890	---
Estimated Value of All Held Property	---	\$---	---
Year-End Balance	---	\$---	---

*Entity with no data in 2023 and 2024 has no expenditures to report.

Grand Meadow Police Department

Expenditures	2023 Expenditures	2024* Expenditures	Percent Change (\$)
Amount Received in the Previous Year	\$---	\$---	---
Expenditure Categories			
Crime Prevention	\$---	\$---	---
Victim Reparations	---	---	---
Exploited Youth Programs	---	---	---
Trafficking Victim Programs	---	---	---
Investigation Costs	---	---	---
Court Costs	---	---	---
Salaries	---	---	---
Professional Services	---	---	---
Travel	---	---	---
Training	---	---	---
Other Operating Expenses	---	---	---
Capital Expenditures	---	---	---
Non-Profit or Other Programs	---	---	---
Other Expenditures	---	---	---
Total Expenditures	\$---	\$---	---
Estimated Value of All Held Property	---	\$---	---
Year-End Balance	---	\$---	---

*Entity with no data in 2023 and 2024 has no expenditures to report.

Grand Rapids Police Department

Expenditures	2023 Expenditures	2024* Expenditures	Percent Change (\$)
Amount Received in the Previous Year	\$23,211	\$210	-99.1%
Expenditure Categories			
Crime Prevention	7,850	\$---	-100.0%
Victim Reparations	---	---	---
Exploited Youth Programs	---	---	---
Trafficking Victim Programs	---	---	---
Investigation Costs	---	3,239	---
Court Costs	---	---	---
Salaries	---	---	---
Professional Services	---	---	---
Travel	---	---	---
Training	---	---	---
Other Operating Expenses	---	---	---
Capital Expenditures	---	10,076	---
Non-Profit or Other Programs	---	---	---
Other Expenditures	---	---	---
Total Expenditures	\$7,850	\$13,315	69.6%
Estimated Value of All Held Property	---	500	---
Year-End Balance	59,206	46,408	-21.6%

*Entity with no data in 2023 and 2024 has no expenditures to report.

Granite Falls Police Department

Expenditures	2023 Expenditures	2024* Expenditures	Percent Change (\$)
Amount Received in the Previous Year	\$7,476	\$---	-100.0%
Expenditure Categories			
Crime Prevention	321	\$---	-100.0%
Victim Reparations	---	---	---
Exploited Youth Programs	---	---	---
Trafficking Victim Programs	---	---	---
Investigation Costs	---	---	---
Court Costs	---	---	---
Salaries	---	---	---
Professional Services	---	---	---
Travel	---	---	---
Training	---	---	---
Other Operating Expenses	---	---	---
Capital Expenditures	1,754	5,494	213.2%
Non-Profit or Other Programs	---	---	---
Other Expenditures	---	---	---
Total Expenditures	\$2,075	\$5,494	164.8%
Estimated Value of All Held Property	---	40	---
Year-End Balance	18,665	19,206	2.9%

*Entity with no data in 2023 and 2024 has no expenditures to report.

Grant County Attorney's Office

Expenditures	2023 Expenditures	2024* Expenditures	Percent Change (\$)
Amount Received in the Previous Year	\$320	\$124	-61.3%
Expenditure Categories			
Crime Prevention	\$---	\$---	---
Victim Reparations	---	---	---
Exploited Youth Programs	---	---	---
Trafficking Victim Programs	---	---	---
Investigation Costs	---	---	---
Court Costs	---	---	---
Salaries	---	---	---
Professional Services	---	---	---
Travel	---	---	---
Training	---	---	---
Other Operating Expenses	---	---	---
Capital Expenditures	---	---	---
Non-Profit or Other Programs	---	---	---
Other Expenditures	---	---	---
Total Expenditures	\$---	\$---	---
Estimated Value of All Held Property	---	\$---	---
Year-End Balance	---	\$---	---

*Entity with no data in 2023 and 2024 has no expenditures to report.

Grant County Sheriff's Office

Expenditures	2023 Expenditures	2024* Expenditures	Percent Change (\$)
Amount Received in the Previous Year	\$2,100	\$411	-80.4%
Expenditure Categories			
Crime Prevention	\$---	\$---	---
Victim Reparations	---	---	---
Exploited Youth Programs	---	---	---
Trafficking Victim Programs	---	---	---
Investigation Costs	---	---	---
Court Costs	---	---	---
Salaries	---	---	---
Professional Services	---	---	---
Travel	---	---	---
Training	---	---	---
Other Operating Expenses	---	---	---
Capital Expenditures	---	---	---
Non-Profit or Other Programs	---	---	---
Other Expenditures	---	---	---
Total Expenditures	\$---	\$---	---
Estimated Value of All Held Property	---	411	---
Year-End Balance	31,731	32,142	1.3%

*Entity with no data in 2023 and 2024 has no expenditures to report.

Hallock Police Department

Expenditures	2023 Expenditures	2024* Expenditures	Percent Change (\$)
Amount Received in the Previous Year	\$---	\$---	---
Expenditure Categories			
Crime Prevention	\$---	\$---	---
Victim Reparations	---	---	---
Exploited Youth Programs	---	---	---
Trafficking Victim Programs	---	---	---
Investigation Costs	---	---	---
Court Costs	---	---	---
Salaries	---	---	---
Professional Services	---	---	---
Travel	---	---	---
Training	---	---	---
Other Operating Expenses	---	---	---
Capital Expenditures	---	---	---
Non-Profit or Other Programs	---	---	---
Other Expenditures	---	---	---
Total Expenditures	\$---	\$---	---
Estimated Value of All Held Property	---	\$---	---
Year-End Balance	---	\$---	---

*Entity with no data in 2023 and 2024 has no expenditures to report.

Hastings Police Department

Expenditures	2023 Expenditures	2024* Expenditures	Percent Change (\$)
Amount Received in the Previous Year	\$5,600	\$---	-100.0%
Expenditure Categories			
Crime Prevention	\$---	\$---	---
Victim Reparations	---	---	---
Exploited Youth Programs	---	---	---
Trafficking Victim Programs	---	---	---
Investigation Costs	---	128	---
Court Costs	1,840	1,257	-31.7%
Salaries	---	---	---
Professional Services	---	---	---
Travel	---	---	---
Training	---	75	---
Other Operating Expenses	7	---	-100.0%
Capital Expenditures	4,455	4,817	8.1%
Non-Profit or Other Programs	---	---	---
Other Expenditures	---	---	---
Total Expenditures	\$6,302	\$6,277	-0.4%
Estimated Value of All Held Property	---	\$---	---
Year-End Balance	54,931	54,375	-1.0%

*Entity with no data in 2023 and 2024 has no expenditures to report.

Hawley Police Department

Expenditures	2023 Expenditures	2024* Expenditures	Percent Change (\$)
Amount Received in the Previous Year	\$---	\$---	---
Expenditure Categories			
Crime Prevention	\$---	\$---	---
Victim Reparations	---	---	---
Exploited Youth Programs	---	---	---
Trafficking Victim Programs	---	---	---
Investigation Costs	---	---	---
Court Costs	---	---	---
Salaries	---	---	---
Professional Services	---	---	---
Travel	---	---	---
Training	---	---	---
Other Operating Expenses	---	---	---
Capital Expenditures	---	---	---
Non-Profit or Other Programs	---	---	---
Other Expenditures	---	---	---
Total Expenditures	\$---	\$---	---
Estimated Value of All Held Property	---	\$---	---
Year-End Balance	---	\$---	---

*Entity with no data in 2023 and 2024 has no expenditures to report.

Hector Police Department

Expenditures	2023 Expenditures	2024* Expenditures	Percent Change (\$)
Amount Received in the Previous Year	\$6,949	\$7,000	0.7%
Expenditure Categories			
Crime Prevention	\$---	\$---	---
Victim Reparations	---	---	---
Exploited Youth Programs	---	---	---
Trafficking Victim Programs	---	---	---
Investigation Costs	---	---	---
Court Costs	---	---	---
Salaries	---	---	---
Professional Services	---	---	---
Travel	---	---	---
Training	---	---	---
Other Operating Expenses	---	---	---
Capital Expenditures	---	4,287	---
Non-Profit or Other Programs	---	---	---
Other Expenditures	---	---	---
Total Expenditures	\$---	\$4,287	---
Estimated Value of All Held Property	---	\$---	---
Year-End Balance	13,622	15,722	15.4%

*Entity with no data in 2023 and 2024 has no expenditures to report.

Henderson Police Department

Expenditures	2023 Expenditures	2024* Expenditures	Percent Change (\$)
Amount Received in the Previous Year	\$---	\$---	---
Expenditure Categories			
Crime Prevention	\$---	\$---	---
Victim Reparations	---	---	---
Exploited Youth Programs	---	---	---
Trafficking Victim Programs	---	---	---
Investigation Costs	---	---	---
Court Costs	---	---	---
Salaries	---	---	---
Professional Services	---	---	---
Travel	---	---	---
Training	---	---	---
Other Operating Expenses	---	---	---
Capital Expenditures	---	---	---
Non-Profit or Other Programs	---	---	---
Other Expenditures	---	---	---
Total Expenditures	\$---	\$---	---
Estimated Value of All Held Property	---	\$---	---
Year-End Balance	---	\$---	---

*Entity with no data in 2023 and 2024 has no expenditures to report.

Hennepin County Attorney's Office

Expenditures	2023 Expenditures	2024* Expenditures	Percent Change (\$)
Amount Received in the Previous Year	\$115,382	\$185,488	60.8%
Expenditure Categories			
Crime Prevention	\$---	\$---	---
Victim Reparations	---	---	---
Exploited Youth Programs	---	---	---
Trafficking Victim Programs	---	---	---
Investigation Costs	---	---	---
Court Costs	---	---	---
Salaries	---	161,859	---
Professional Services	---	773,509	---
Travel	---	98,207	---
Training	---	---	---
Other Operating Expenses	---	---	---
Capital Expenditures	---	---	---
Non-Profit or Other Programs	---	---	---
Other Expenditures	---	---	---
Total Expenditures	\$---	\$1,033,575	---
Estimated Value of All Held Property	---	1,640,005	---
Year-End Balance	1,454,516	606,430	-58.3%

*Entity with no data in 2023 and 2024 has no expenditures to report.

Hennepin County Sheriff's Office

Expenditures	2023 Expenditures	2024* Expenditures	Percent Change (\$)
Amount Received in the Previous Year	\$266	\$34,942	13036.1%
Expenditure Categories			
Crime Prevention	\$---	\$---	---
Victim Reparations	---	---	---
Exploited Youth Programs	---	---	---
Trafficking Victim Programs	---	---	---
Investigation Costs	---	---	---
Court Costs	---	---	---
Salaries	---	---	---
Professional Services	---	---	---
Travel	---	---	---
Training	---	---	---
Other Operating Expenses	---	---	---
Capital Expenditures	---	---	---
Non-Profit or Other Programs	---	---	---
Other Expenditures	---	---	---
Total Expenditures	\$---	\$---	---
Estimated Value of All Held Property	20,585	20,585	---
Year-End Balance	76,191	100,621	32.1%

*Entity with no data in 2023 and 2024 has no expenditures to report.

Hennepin County Violent Offenders Task Force

Expenditures	2023 Expenditures	2024* Expenditures	Percent Change (\$)
Amount Received in the Previous Year	\$98,629	\$196,825	99.6%
Expenditure Categories			
Crime Prevention	\$---	\$---	---
Victim Reparations	---	---	---
Exploited Youth Programs	---	---	---
Trafficking Victim Programs	---	---	---
Investigation Costs	---	---	---
Court Costs	---	---	---
Salaries	---	---	---
Professional Services	---	---	---
Travel	5,416	13,404	147.5%
Training	---	---	---
Other Operating Expenses	---	149,197	---
Capital Expenditures	---	---	---
Non-Profit or Other Programs	---	---	---
Other Expenditures	---	---	---
Total Expenditures	\$5,416	\$162,601	2902.2%
Estimated Value of All Held Property	360,105	\$---	-100.0%
Year-End Balance	310,248	344,472	11.0%

*Entity with no data in 2023 and 2024 has no expenditures to report.

Henning Police Department

Expenditures	2023 Expenditures	2024* Expenditures	Percent Change (\$)
Amount Received in the Previous Year	\$---	\$---	---
Expenditure Categories			
Crime Prevention	\$---	\$---	---
Victim Reparations	---	---	---
Exploited Youth Programs	---	---	---
Trafficking Victim Programs	---	---	---
Investigation Costs	---	---	---
Court Costs	---	---	---
Salaries	---	---	---
Professional Services	---	---	---
Travel	---	---	---
Training	---	---	---
Other Operating Expenses	---	---	---
Capital Expenditures	---	---	---
Non-Profit or Other Programs	---	---	---
Other Expenditures	---	---	---
Total Expenditures	\$---	\$---	---
Estimated Value of All Held Property	---	\$---	---
Year-End Balance	---	\$---	---

*Entity with no data in 2023 and 2024 has no expenditures to report.

Hermantown Police Department

Expenditures	2023 Expenditures	2024* Expenditures	Percent Change (\$)
Amount Received in the Previous Year	\$---	\$---	---
Expenditure Categories			
Crime Prevention	\$---	\$---	---
Victim Reparations	---	---	---
Exploited Youth Programs	---	---	---
Trafficking Victim Programs	---	---	---
Investigation Costs	---	---	---
Court Costs	---	---	---
Salaries	---	---	---
Professional Services	---	---	---
Travel	---	---	---
Training	---	---	---
Other Operating Expenses	---	---	---
Capital Expenditures	---	---	---
Non-Profit or Other Programs	---	---	---
Other Expenditures	---	---	---
Total Expenditures	\$---	\$---	---
Estimated Value of All Held Property	---	\$---	---
Year-End Balance	114,684	117,218	2.2%

*Entity with no data in 2023 and 2024 has no expenditures to report.

Heron Lake-Okabena Police Department

Expenditures	2023 Expenditures	2024* Expenditures	Percent Change (\$)
Amount Received in the Previous Year	\$---	\$---	---
Expenditure Categories			
Crime Prevention	\$---	\$---	---
Victim Reparations	---	---	---
Exploited Youth Programs	---	---	---
Trafficking Victim Programs	---	---	---
Investigation Costs	---	---	---
Court Costs	---	---	---
Salaries	---	---	---
Professional Services	---	---	---
Travel	---	---	---
Training	---	---	---
Other Operating Expenses	---	---	---
Capital Expenditures	---	---	---
Non-Profit or Other Programs	---	---	---
Other Expenditures	---	---	---
Total Expenditures	\$---	\$---	---
Estimated Value of All Held Property	---	\$---	---
Year-End Balance	---	\$---	---

*Entity with no data in 2023 and 2024 has no expenditures to report.

Hibbing Police Department

Expenditures	2023 Expenditures	2024* Expenditures	Percent Change (\$)
Amount Received in the Previous Year	\$9,902	\$200	-98.0%
Expenditure Categories			
Crime Prevention	\$---	\$---	---
Victim Reparations	---	---	---
Exploited Youth Programs	---	---	---
Trafficking Victim Programs	---	---	---
Investigation Costs	---	---	---
Court Costs	1,013	40	-96.1%
Salaries	---	---	---
Professional Services	507	20	-96.1%
Travel	---	---	---
Training	---	---	---
Other Operating Expenses	2,048	---	-100.0%
Capital Expenditures	---	---	---
Non-Profit or Other Programs	---	---	---
Other Expenditures	---	---	---
Total Expenditures	\$3,568	\$60	-98.3%
Estimated Value of All Held Property	---	\$---	---
Year-End Balance	6,334	140	-97.8%

*Entity with no data in 2023 and 2024 has no expenditures to report.

Hill City Police Department

Expenditures	2023 Expenditures	2024* Expenditures	Percent Change (\$)
Amount Received in the Previous Year	\$20,000	\$---	-100.0%
Expenditure Categories			
Crime Prevention	\$---	\$---	---
Victim Reparations	---	---	---
Exploited Youth Programs	---	---	---
Trafficking Victim Programs	---	---	---
Investigation Costs	---	---	---
Court Costs	---	---	---
Salaries	---	---	---
Professional Services	---	---	---
Travel	---	---	---
Training	---	---	---
Other Operating Expenses	---	---	---
Capital Expenditures	20,000	---	-100.0%
Non-Profit or Other Programs	---	---	---
Other Expenditures	---	---	---
Total Expenditures	\$20,000	\$---	-100.0%
Estimated Value of All Held Property	---	\$---	---
Year-End Balance	---	\$---	---

*Entity with no data in 2023 and 2024 has no expenditures to report.

Hokah Police Department

Expenditures	2023 Expenditures	2024* Expenditures	Percent Change (\$)
Amount Received in the Previous Year	\$---	\$---	---
Expenditure Categories			
Crime Prevention	\$---	\$---	---
Victim Reparations	---	---	---
Exploited Youth Programs	---	---	---
Trafficking Victim Programs	---	---	---
Investigation Costs	---	---	---
Court Costs	---	---	---
Salaries	---	---	---
Professional Services	---	---	---
Travel	---	---	---
Training	---	---	---
Other Operating Expenses	---	---	---
Capital Expenditures	---	---	---
Non-Profit or Other Programs	---	---	---
Other Expenditures	---	---	---
Total Expenditures	\$---	\$---	---
Estimated Value of All Held Property	---	\$---	---
Year-End Balance	---	\$---	---

*Entity with no data in 2023 and 2024 has no expenditures to report.

Hopkins Police Department

Expenditures	2023 Expenditures	2024* Expenditures	Percent Change (\$)
Amount Received in the Previous Year	\$2,750	\$2,463	-10.4%
Expenditure Categories			
Crime Prevention	\$---	\$---	---
Victim Reparations	---	---	---
Exploited Youth Programs	---	---	---
Trafficking Victim Programs	---	---	---
Investigation Costs	---	---	---
Court Costs	---	---	---
Salaries	---	---	---
Professional Services	---	---	---
Travel	---	---	---
Training	---	---	---
Other Operating Expenses	295	514	74.2%
Capital Expenditures	22,751	12,598	-44.6%
Non-Profit or Other Programs	---	---	---
Other Expenditures	---	---	---
Total Expenditures	\$23,046	\$13,112	-43.1%
Estimated Value of All Held Property	---	\$---	---
Year-End Balance	11,312	662	-94.1%

*Entity with no data in 2023 and 2024 has no expenditures to report.

Houston County Attorney's Office

Expenditures	2023 Expenditures	2024* Expenditures	Percent Change (\$)
Amount Received in the Previous Year	\$310	\$483	55.8%
Expenditure Categories			
Crime Prevention	\$---	\$---	---
Victim Reparations	---	---	---
Exploited Youth Programs	---	---	---
Trafficking Victim Programs	---	---	---
Investigation Costs	---	---	---
Court Costs	---	---	---
Salaries	---	---	---
Professional Services	---	---	---
Travel	---	---	---
Training	---	---	---
Other Operating Expenses	2,248	3,642	62.0%
Capital Expenditures	---	---	---
Non-Profit or Other Programs	100	100	---
Other Expenditures	---	---	---
Total Expenditures	\$2,348	\$3,742	59.4%
Estimated Value of All Held Property	---	\$---	---
Year-End Balance	10,141	6,882	-32.1%

*Entity with no data in 2023 and 2024 has no expenditures to report.

Houston County Sheriff's Office

Expenditures	2023 Expenditures	2024* Expenditures	Percent Change (\$)
Amount Received in the Previous Year	\$1,660	\$300	-81.9%
Expenditure Categories			
Crime Prevention	\$---	\$---	---
Victim Reparations	---	---	---
Exploited Youth Programs	---	---	---
Trafficking Victim Programs	---	---	---
Investigation Costs	---	---	---
Court Costs	291	---	-100.0%
Salaries	---	---	---
Professional Services	757	277	-63.4%
Travel	---	---	---
Training	---	---	---
Other Operating Expenses	55	---	-100.0%
Capital Expenditures	---	---	---
Non-Profit or Other Programs	---	---	---
Other Expenditures	---	---	---
Total Expenditures	\$1,103	\$277	-74.9%
Estimated Value of All Held Property	---	\$---	---
Year-End Balance	11,683	23	-99.8%

*Entity with no data in 2023 and 2024 has no expenditures to report.

Houston Police Department

Expenditures	2023 Expenditures	2024* Expenditures	Percent Change (\$)
Amount Received in the Previous Year	\$---	\$---	---
Expenditure Categories			
Crime Prevention	\$---	\$---	---
Victim Reparations	---	---	---
Exploited Youth Programs	---	---	---
Trafficking Victim Programs	---	---	---
Investigation Costs	---	---	---
Court Costs	---	---	---
Salaries	---	---	---
Professional Services	---	---	---
Travel	---	---	---
Training	---	---	---
Other Operating Expenses	---	---	---
Capital Expenditures	---	---	---
Non-Profit or Other Programs	---	---	---
Other Expenditures	---	---	---
Total Expenditures	\$---	\$---	---
Estimated Value of All Held Property	---	\$---	---
Year-End Balance	---	\$---	---

*Entity with no data in 2023 and 2024 has no expenditures to report.

Howard Lake Police Department

Expenditures	2023 Expenditures	2024* Expenditures	Percent Change (\$)
Amount Received in the Previous Year	\$---	\$---	---
Expenditure Categories			
Crime Prevention	\$---	\$---	---
Victim Reparations	---	---	---
Exploited Youth Programs	---	---	---
Trafficking Victim Programs	---	---	---
Investigation Costs	---	---	---
Court Costs	---	---	---
Salaries	---	---	---
Professional Services	---	---	---
Travel	---	---	---
Training	---	---	---
Other Operating Expenses	---	---	---
Capital Expenditures	4,035	---	-100.0%
Non-Profit or Other Programs	---	---	---
Other Expenditures	---	---	---
Total Expenditures	\$4,035	\$---	-100.0%
Estimated Value of All Held Property	---	\$---	---
Year-End Balance	11,675	11,675	---

*Entity with no data in 2023 and 2024 has no expenditures to report.

Hubbard County Attorney's Office

Expenditures	2023 Expenditures	2024* Expenditures	Percent Change (\$)
Amount Received in the Previous Year	\$14,293	\$7,763	-45.7%
Expenditure Categories			
Crime Prevention	\$---	\$---	---
Victim Reparations	---	---	---
Exploited Youth Programs	---	---	---
Trafficking Victim Programs	---	---	---
Investigation Costs	---	---	---
Court Costs	---	---	---
Salaries	---	---	---
Professional Services	1,500	1,080	-28.0%
Travel	---	---	---
Training	---	---	---
Other Operating Expenses	556	817	46.9%
Capital Expenditures	5,174	---	-100.0%
Non-Profit or Other Programs	---	---	---
Other Expenditures	---	---	---
Total Expenditures	\$7,230	\$1,897	-73.8%
Estimated Value of All Held Property	---	\$---	---
Year-End Balance	7,063	5,866	-16.9%

*Entity with no data in 2023 and 2024 has no expenditures to report.

Hubbard County Sheriff's Office

Expenditures	2023 Expenditures	2024* Expenditures	Percent Change (\$)
Amount Received in the Previous Year	\$35,890	\$9,431	-73.7%
Expenditure Categories			
Crime Prevention	\$---	\$---	---
Victim Reparations	---	---	---
Exploited Youth Programs	---	---	---
Trafficking Victim Programs	---	---	---
Investigation Costs	3,156	3,244	2.8%
Court Costs	---	---	---
Salaries	---	---	---
Professional Services	---	290	---
Travel	1,149	1,125	-2.1%
Training	---	---	---
Other Operating Expenses	1,054	291	-72.4%
Capital Expenditures	19,412	3,754	-80.7%
Non-Profit or Other Programs	---	---	---
Other Expenditures	5,000	---	-100.0%
Total Expenditures	\$29,771	\$8,704	-70.8%
Estimated Value of All Held Property	---	\$---	---
Year-End Balance	36,015	49,572	37.6%

*Entity with no data in 2023 and 2024 has no expenditures to report.

Hutchinson Police Department

Expenditures	2023 Expenditures	2024* Expenditures	Percent Change (\$)
Amount Received in the Previous Year	\$---	\$---	---
Expenditure Categories			
Crime Prevention	\$---	\$---	---
Victim Reparations	---	---	---
Exploited Youth Programs	---	---	---
Trafficking Victim Programs	---	---	---
Investigation Costs	---	---	---
Court Costs	---	---	---
Salaries	---	---	---
Professional Services	---	---	---
Travel	---	---	---
Training	---	---	---
Other Operating Expenses	---	---	---
Capital Expenditures	---	---	---
Non-Profit or Other Programs	---	---	---
Other Expenditures	---	150	---
Total Expenditures	\$---	\$150	---
Estimated Value of All Held Property	15,000	15,000	---
Year-End Balance	28,273	28,423	0.5%

*Entity with no data in 2023 and 2024 has no expenditures to report.

International Falls Police Department

Expenditures	2023 Expenditures	2024* Expenditures	Percent Change (\$)
Amount Received in the Previous Year	\$1,676	\$10,969	554.5%
Expenditure Categories			
Crime Prevention	\$---	\$---	---
Victim Reparations	---	---	---
Exploited Youth Programs	---	---	---
Trafficking Victim Programs	---	---	---
Investigation Costs	2,000	---	-100.0%
Court Costs	---	---	---
Salaries	---	---	---
Professional Services	---	---	---
Travel	---	116	---
Training	2,009	---	-100.0%
Other Operating Expenses	419	117	-72.1%
Capital Expenditures	4,767	1,148	-75.9%
Non-Profit or Other Programs	---	---	---
Other Expenditures	5,419	8,094	49.4%
Total Expenditures	\$14,614	\$9,475	-35.2%
Estimated Value of All Held Property	15,000	10,000	-33.3%
Year-End Balance	20,164	14,771	-26.7%

*Entity with no data in 2023 and 2024 has no expenditures to report.

Inver Grove Heights Public Safety Department

Expenditures	2023 Expenditures	2024* Expenditures	Percent Change (\$)
Amount Received in the Previous Year	\$18,735	\$7,682	-59.0%
Expenditure Categories			
Crime Prevention	\$---	\$---	---
Victim Reparations	---	---	---
Exploited Youth Programs	---	---	---
Trafficking Victim Programs	---	---	---
Investigation Costs	---	2,170	---
Court Costs	5,028	2,090	-58.4%
Salaries	---	---	---
Professional Services	766	---	-100.0%
Travel	---	---	---
Training	1,300	---	-100.0%
Other Operating Expenses	844	30	-96.4%
Capital Expenditures	561	---	-100.0%
Non-Profit or Other Programs	---	---	---
Other Expenditures	---	---	---
Total Expenditures	\$8,499	\$4,290	-49.5%
Estimated Value of All Held Property	46,983	61,461	30.8%
Year-End Balance	98,068	84,212	-14.1%

*Entity with no data in 2023 and 2024 has no expenditures to report.

Isanti County Attorney's Office

Expenditures	2023 Expenditures	2024* Expenditures	Percent Change (\$)
Amount Received in the Previous Year	\$380	\$2,950	676.3%
Expenditure Categories			
Crime Prevention	\$---	\$---	---
Victim Reparations	---	---	---
Exploited Youth Programs	---	---	---
Trafficking Victim Programs	---	---	---
Investigation Costs	---	---	---
Court Costs	---	---	---
Salaries	---	---	---
Professional Services	---	---	---
Travel	---	---	---
Training	---	---	---
Other Operating Expenses	3,359	---	-100.0%
Capital Expenditures	17,458	20,742	18.8%
Non-Profit or Other Programs	---	---	---
Other Expenditures	---	---	---
Total Expenditures	\$20,817	\$20,742	-0.4%
Estimated Value of All Held Property	---	\$---	---
Year-End Balance	31,600	10,857	-65.6%

*Entity with no data in 2023 and 2024 has no expenditures to report.

Isanti County Sheriff's Office

Expenditures	2023 Expenditures	2024* Expenditures	Percent Change (\$)
Amount Received in the Previous Year	\$100	\$---	-100.0%
Expenditure Categories			
Crime Prevention	\$---	\$---	---
Victim Reparations	---	---	---
Exploited Youth Programs	---	---	---
Trafficking Victim Programs	---	---	---
Investigation Costs	---	---	---
Court Costs	---	---	---
Salaries	---	---	---
Professional Services	---	---	---
Travel	---	---	---
Training	---	---	---
Other Operating Expenses	---	---	---
Capital Expenditures	---	---	---
Non-Profit or Other Programs	---	---	---
Other Expenditures	---	---	---
Total Expenditures	\$---	\$---	---
Estimated Value of All Held Property	---	\$---	---
Year-End Balance	---	\$---	---

*Entity with no data in 2023 and 2024 has no expenditures to report.

Isanti Police Department

Expenditures	2023 Expenditures	2024* Expenditures	Percent Change (\$)
Amount Received in the Previous Year	\$2,959	\$417	-85.9%
Expenditure Categories			
Crime Prevention	\$---	\$---	---
Victim Reparations	---	---	---
Exploited Youth Programs	---	---	---
Trafficking Victim Programs	---	---	---
Investigation Costs	---	---	---
Court Costs	---	---	---
Salaries	---	---	---
Professional Services	---	---	---
Travel	---	---	---
Training	---	---	---
Other Operating Expenses	---	---	---
Capital Expenditures	2,542	417	-83.6%
Non-Profit or Other Programs	---	---	---
Other Expenditures	---	---	---
Total Expenditures	\$2,542	\$417	-83.6%
Estimated Value of All Held Property	800	2,000	150.0%
Year-End Balance	417	\$---	-100.0%

*Entity with no data in 2023 and 2024 has no expenditures to report.

Isle Police Department

Expenditures	2023 Expenditures	2024* Expenditures	Percent Change (\$)
Amount Received in the Previous Year	\$---	\$---	---
Expenditure Categories			
Crime Prevention	\$---	\$---	---
Victim Reparations	---	---	---
Exploited Youth Programs	---	---	---
Trafficking Victim Programs	---	---	---
Investigation Costs	---	---	---
Court Costs	---	---	---
Salaries	---	---	---
Professional Services	---	---	---
Travel	---	---	---
Training	---	---	---
Other Operating Expenses	---	---	---
Capital Expenditures	---	---	---
Non-Profit or Other Programs	---	---	---
Other Expenditures	---	---	---
Total Expenditures	\$---	\$---	---
Estimated Value of All Held Property	4,000	4,000	---
Year-End Balance	2,450	2,450	---

*Entity with no data in 2023 and 2024 has no expenditures to report.

Itasca County Attorney's Office

Expenditures	2023 Expenditures	2024* Expenditures	Percent Change (\$)
Amount Received in the Previous Year	\$18,615	\$7,285	-60.9%
Expenditure Categories			
Crime Prevention	1,275	300	-76.5%
Victim Reparations	---	---	---
Exploited Youth Programs	---	---	---
Trafficking Victim Programs	---	---	---
Investigation Costs	---	---	---
Court Costs	---	---	---
Salaries	---	---	---
Professional Services	183	---	-100.0%
Travel	1,118	2,026	81.2%
Training	---	---	---
Other Operating Expenses	2,594	1,157	-55.4%
Capital Expenditures	---	---	---
Non-Profit or Other Programs	1,600	1,800	12.5%
Other Expenditures	503	---	-100.0%
Total Expenditures	\$7,273	\$5,283	-27.4%
Estimated Value of All Held Property	---	\$---	---
Year-End Balance	252,433	258,275	2.3%

*Entity with no data in 2023 and 2024 has no expenditures to report.

Itasca County Sheriff's Office

Expenditures	2023 Expenditures	2024* Expenditures	Percent Change (\$)
Amount Received in the Previous Year	\$1,045	\$7,658	632.8%
Expenditure Categories			
Crime Prevention	\$---	\$---	---
Victim Reparations	---	---	---
Exploited Youth Programs	---	---	---
Trafficking Victim Programs	---	---	---
Investigation Costs	---	---	---
Court Costs	---	---	---
Salaries	---	---	---
Professional Services	---	---	---
Travel	---	---	---
Training	---	---	---
Other Operating Expenses	---	---	---
Capital Expenditures	---	---	---
Non-Profit or Other Programs	---	---	---
Other Expenditures	---	---	---
Total Expenditures	\$---	\$---	---
Estimated Value of All Held Property	---	\$---	---
Year-End Balance	835	5,511	560.0%

*Entity with no data in 2023 and 2024 has no expenditures to report.

Jackson County Attorney's Office

Expenditures	2023 Expenditures	2024* Expenditures	Percent Change (\$)
Amount Received in the Previous Year	\$---	\$---	---
Expenditure Categories			
Crime Prevention	\$---	\$---	---
Victim Reparations	---	---	---
Exploited Youth Programs	---	---	---
Trafficking Victim Programs	---	---	---
Investigation Costs	---	---	---
Court Costs	---	---	---
Salaries	---	---	---
Professional Services	---	---	---
Travel	---	---	---
Training	---	---	---
Other Operating Expenses	---	---	---
Capital Expenditures	---	---	---
Non-Profit or Other Programs	---	---	---
Other Expenditures	---	---	---
Total Expenditures	\$---	\$---	---
Estimated Value of All Held Property	---	\$---	---
Year-End Balance	25,221	\$---	-100.0%

*Entity with no data in 2023 and 2024 has no expenditures to report.

Jackson County Sheriff's Office

Expenditures	2023 Expenditures	2024* Expenditures	Percent Change (\$)
Amount Received in the Previous Year	\$---	\$---	---
Expenditure Categories			
Crime Prevention	\$---	\$---	---
Victim Reparations	---	---	---
Exploited Youth Programs	---	---	---
Trafficking Victim Programs	---	---	---
Investigation Costs	---	---	---
Court Costs	---	---	---
Salaries	---	---	---
Professional Services	---	---	---
Travel	---	---	---
Training	---	---	---
Other Operating Expenses	---	---	---
Capital Expenditures	---	---	---
Non-Profit or Other Programs	---	---	---
Other Expenditures	---	---	---
Total Expenditures	\$---	\$---	---
Estimated Value of All Held Property	---	\$---	---
Year-End Balance	---	\$---	---

*Entity with no data in 2023 and 2024 has no expenditures to report.

Janesville Police Department

Expenditures	2023 Expenditures	2024* Expenditures	Percent Change (\$)
Amount Received in the Previous Year	\$2,120	\$---	-100.0%
Expenditure Categories			
Crime Prevention	\$---	\$---	---
Victim Reparations	---	---	---
Exploited Youth Programs	---	---	---
Trafficking Victim Programs	---	---	---
Investigation Costs	---	---	---
Court Costs	---	---	---
Salaries	---	---	---
Professional Services	---	---	---
Travel	---	---	---
Training	---	---	---
Other Operating Expenses	1,000	---	-100.0%
Capital Expenditures	1,120	---	-100.0%
Non-Profit or Other Programs	---	---	---
Other Expenditures	---	---	---
Total Expenditures	\$2,120	\$---	-100.0%
Estimated Value of All Held Property	---	\$---	---
Year-End Balance	---	\$---	---

*Entity with no data in 2023 and 2024 has no expenditures to report.

Jordan Police Department

Expenditures	2023 Expenditures	2024* Expenditures	Percent Change (\$)
Amount Received in the Previous Year	\$9,450	\$2,703	-71.4%
Expenditure Categories			
Crime Prevention	1,250	500	-60.0%
Victim Reparations	---	---	---
Exploited Youth Programs	---	---	---
Trafficking Victim Programs	---	---	---
Investigation Costs	---	---	---
Court Costs	---	---	---
Salaries	---	---	---
Professional Services	125	---	-100.0%
Travel	---	---	---
Training	---	---	---
Other Operating Expenses	---	---	---
Capital Expenditures	5,506	---	-100.0%
Non-Profit or Other Programs	---	---	---
Other Expenditures	676	570	-15.7%
Total Expenditures	\$7,557	\$1,070	-85.8%
Estimated Value of All Held Property	5,000	14,000	180.0%
Year-End Balance	10,623	8,438	-20.6%

*Entity with no data in 2023 and 2024 has no expenditures to report.

Kanabec County Attorney's Office

Expenditures	2023 Expenditures	2024* Expenditures	Percent Change (\$)
Amount Received in the Previous Year	\$729	\$1,950	167.5%
Expenditure Categories			
Crime Prevention	\$---	\$---	---
Victim Reparations	---	---	---
Exploited Youth Programs	---	---	---
Trafficking Victim Programs	---	---	---
Investigation Costs	---	---	---
Court Costs	---	---	---
Salaries	---	---	---
Professional Services	---	---	---
Travel	---	---	---
Training	---	---	---
Other Operating Expenses	---	---	---
Capital Expenditures	---	---	---
Non-Profit or Other Programs	---	---	---
Other Expenditures	---	---	---
Total Expenditures	\$---	\$---	---
Estimated Value of All Held Property	---	\$---	---
Year-End Balance	---	\$---	---

*Entity with no data in 2023 and 2024 has no expenditures to report.

Kanabec County Sheriff's Office

Expenditures	2023 Expenditures	2024* Expenditures	Percent Change (\$)
Amount Received in the Previous Year	\$17,987	\$6,367	-64.6%
Expenditure Categories			
Crime Prevention	\$---	\$---	---
Victim Reparations	---	---	---
Exploited Youth Programs	---	---	---
Trafficking Victim Programs	---	---	---
Investigation Costs	---	---	---
Court Costs	---	---	---
Salaries	---	---	---
Professional Services	---	---	---
Travel	---	---	---
Training	---	---	---
Other Operating Expenses	---	---	---
Capital Expenditures	---	---	---
Non-Profit or Other Programs	---	---	---
Other Expenditures	---	---	---
Total Expenditures	\$---	\$---	---
Estimated Value of All Held Property	---	\$---	---
Year-End Balance	150,706	140,891	-6.5%

*Entity with no data in 2023 and 2024 has no expenditures to report.

Kandiyohi County Attorney's Office

Expenditures	2023 Expenditures	2024* Expenditures	Percent Change (\$)
Amount Received in the Previous Year	\$11,473	\$9,778	-14.8%
Expenditure Categories			
Crime Prevention	6,000	6,000	---
Victim Reparations	---	---	---
Exploited Youth Programs	---	---	---
Trafficking Victim Programs	---	---	---
Investigation Costs	---	---	---
Court Costs	---	---	---
Salaries	---	---	---
Professional Services	---	---	---
Travel	---	---	---
Training	2,467	500	-79.7%
Other Operating Expenses	---	---	---
Capital Expenditures	---	---	---
Non-Profit or Other Programs	---	---	---
Other Expenditures	---	---	---
Total Expenditures	\$8,467	\$6,500	-23.2%
Estimated Value of All Held Property	---	\$---	---
Year-End Balance	80,156	83,434	4.1%

*Entity with no data in 2023 and 2024 has no expenditures to report.

Kandiyohi County Sheriff's Office

Expenditures	2023 Expenditures	2024* Expenditures	Percent Change (\$)
Amount Received in the Previous Year	\$250	\$19,693	7777.2%
Expenditure Categories			
Crime Prevention	\$---	\$---	---
Victim Reparations	---	---	---
Exploited Youth Programs	---	---	---
Trafficking Victim Programs	---	---	---
Investigation Costs	---	---	---
Court Costs	---	---	---
Salaries	---	---	---
Professional Services	---	---	---
Travel	---	---	---
Training	---	---	---
Other Operating Expenses	---	---	---
Capital Expenditures	---	4,222	---
Non-Profit or Other Programs	---	---	---
Other Expenditures	---	---	---
Total Expenditures	\$---	\$4,222	---
Estimated Value of All Held Property	31,610	95,980	203.6%
Year-End Balance	27,966	36,886	31.9%

*Entity with no data in 2023 and 2024 has no expenditures to report.

Kasson Police Department

Expenditures	2023 Expenditures	2024* Expenditures	Percent Change (\$)
Amount Received in the Previous Year	\$---	\$---	---
Expenditure Categories			
Crime Prevention	\$---	\$---	---
Victim Reparations	---	---	---
Exploited Youth Programs	---	---	---
Trafficking Victim Programs	---	---	---
Investigation Costs	---	---	---
Court Costs	---	---	---
Salaries	---	---	---
Professional Services	---	---	---
Travel	---	---	---
Training	---	---	---
Other Operating Expenses	---	---	---
Capital Expenditures	---	---	---
Non-Profit or Other Programs	---	---	---
Other Expenditures	---	---	---
Total Expenditures	\$---	\$---	---
Estimated Value of All Held Property	---	\$---	---
Year-End Balance	---	\$---	---

*Entity with no data in 2023 and 2024 has no expenditures to report.

Keewatin Police Department

Expenditures	2023 Expenditures	2024* Expenditures	Percent Change (\$)
Amount Received in the Previous Year	\$2,078	\$1,350	-35.0%
Expenditure Categories			
Crime Prevention	323	\$---	-100.0%
Victim Reparations	---	---	---
Exploited Youth Programs	---	---	---
Trafficking Victim Programs	---	---	---
Investigation Costs	---	---	---
Court Costs	---	---	---
Salaries	---	---	---
Professional Services	---	---	---
Travel	---	---	---
Training	---	---	---
Other Operating Expenses	---	---	---
Capital Expenditures	3,802	---	-100.0%
Non-Profit or Other Programs	---	---	---
Other Expenditures	341	---	-100.0%
Total Expenditures	\$4,466	\$---	-100.0%
Estimated Value of All Held Property	---	\$---	---
Year-End Balance	4,619	5,925	28.3%

*Entity with no data in 2023 and 2024 has no expenditures to report.

Kenyon Police Department

Expenditures	2023 Expenditures	2024* Expenditures	Percent Change (\$)
Amount Received in the Previous Year	\$---	\$---	---
Expenditure Categories			
Crime Prevention	\$---	\$---	---
Victim Reparations	---	---	---
Exploited Youth Programs	---	---	---
Trafficking Victim Programs	---	---	---
Investigation Costs	---	---	---
Court Costs	---	---	---
Salaries	---	---	---
Professional Services	---	---	---
Travel	---	---	---
Training	---	---	---
Other Operating Expenses	---	---	---
Capital Expenditures	---	---	---
Non-Profit or Other Programs	---	---	---
Other Expenditures	---	---	---
Total Expenditures	\$---	\$---	---
Estimated Value of All Held Property	---	\$---	---
Year-End Balance	---	\$---	---

*Entity with no data in 2023 and 2024 has no expenditures to report.

Kittson County Attorney's Office

Expenditures	2023 Expenditures	2024* Expenditures	Percent Change (\$)
Amount Received in the Previous Year	\$---	\$---	---
Expenditure Categories			
Crime Prevention	\$---	\$---	---
Victim Reparations	---	---	---
Exploited Youth Programs	---	---	---
Trafficking Victim Programs	---	---	---
Investigation Costs	---	---	---
Court Costs	---	---	---
Salaries	---	---	---
Professional Services	---	---	---
Travel	---	---	---
Training	---	---	---
Other Operating Expenses	---	---	---
Capital Expenditures	---	---	---
Non-Profit or Other Programs	---	---	---
Other Expenditures	---	---	---
Total Expenditures	\$---	\$---	---
Estimated Value of All Held Property	---	\$---	---
Year-End Balance	---	\$---	---

*Entity with no data in 2023 and 2024 has no expenditures to report.

Kittson County Sheriff's Office

Expenditures	2023 Expenditures	2024* Expenditures	Percent Change (\$)
Amount Received in the Previous Year	\$---	\$---	---
Expenditure Categories			
Crime Prevention	\$---	\$---	---
Victim Reparations	---	---	---
Exploited Youth Programs	---	---	---
Trafficking Victim Programs	---	---	---
Investigation Costs	---	---	---
Court Costs	---	---	---
Salaries	---	---	---
Professional Services	---	---	---
Travel	---	---	---
Training	---	---	---
Other Operating Expenses	---	---	---
Capital Expenditures	---	713	---
Non-Profit or Other Programs	---	---	---
Other Expenditures	---	---	---
Total Expenditures	\$---	\$713	---
Estimated Value of All Held Property	---	3,397	---
Year-End Balance	3,397	2,684	-21.0%

*Entity with no data in 2023 and 2024 has no expenditures to report.

Koochiching County Attorney's Office

Expenditures	2023 Expenditures	2024* Expenditures	Percent Change (\$)
Amount Received in the Previous Year	\$---	\$2,495	---
Expenditure Categories			
Crime Prevention	\$---	\$---	---
Victim Reparations	---	---	---
Exploited Youth Programs	---	---	---
Trafficking Victim Programs	---	---	---
Investigation Costs	---	---	---
Court Costs	---	---	---
Salaries	---	---	---
Professional Services	---	---	---
Travel	---	---	---
Training	---	---	---
Other Operating Expenses	---	---	---
Capital Expenditures	---	---	---
Non-Profit or Other Programs	---	---	---
Other Expenditures	---	---	---
Total Expenditures	\$---	\$---	---
Estimated Value of All Held Property	---	\$---	---
Year-End Balance	3,844,716	40,972	-98.9%

*Entity with no data in 2023 and 2024 has no expenditures to report.

Koochiching County Sheriff's Office

Expenditures	2023 Expenditures	2024* Expenditures	Percent Change (\$)
Amount Received in the Previous Year	\$---	\$---	---
Expenditure Categories			
Crime Prevention	\$---	\$---	---
Victim Reparations	---	---	---
Exploited Youth Programs	---	---	---
Trafficking Victim Programs	---	---	---
Investigation Costs	---	---	---
Court Costs	---	---	---
Salaries	---	---	---
Professional Services	---	---	---
Travel	---	---	---
Training	---	---	---
Other Operating Expenses	---	---	---
Capital Expenditures	---	---	---
Non-Profit or Other Programs	---	---	---
Other Expenditures	---	---	---
Total Expenditures	\$---	\$---	---
Estimated Value of All Held Property	---	\$---	---
Year-End Balance	---	\$---	---

*Entity with no data in 2023 and 2024 has no expenditures to report.

La Crescent Police Department

Expenditures	2023 Expenditures	2024* Expenditures	Percent Change (\$)
Amount Received in the Previous Year	\$---	\$---	---
Expenditure Categories			
Crime Prevention	\$---	\$---	---
Victim Reparations	---	---	---
Exploited Youth Programs	---	---	---
Trafficking Victim Programs	---	---	---
Investigation Costs	---	---	---
Court Costs	---	---	---
Salaries	---	---	---
Professional Services	---	---	---
Travel	---	---	---
Training	---	---	---
Other Operating Expenses	---	---	---
Capital Expenditures	---	---	---
Non-Profit or Other Programs	---	---	---
Other Expenditures	---	---	---
Total Expenditures	\$---	\$---	---
Estimated Value of All Held Property	---	\$---	---
Year-End Balance	---	\$---	---

*Entity with no data in 2023 and 2024 has no expenditures to report.

Lac Qui Parle County Attorney's Office

Expenditures	2023 Expenditures	2024* Expenditures	Percent Change (\$)
Amount Received in the Previous Year	\$---	\$291	---
Expenditure Categories			
Crime Prevention	\$---	\$---	---
Victim Reparations	---	---	---
Exploited Youth Programs	---	---	---
Trafficking Victim Programs	---	---	---
Investigation Costs	---	---	---
Court Costs	---	---	---
Salaries	---	---	---
Professional Services	---	---	---
Travel	---	---	---
Training	---	---	---
Other Operating Expenses	---	---	---
Capital Expenditures	---	---	---
Non-Profit or Other Programs	---	---	---
Other Expenditures	2,350	---	-100.0%
Total Expenditures	\$2,350	\$---	-100.0%
Estimated Value of All Held Property	---	\$---	---
Year-End Balance	7,900	6,720	-14.9%

*Entity with no data in 2023 and 2024 has no expenditures to report.

Lac qui Parle County Sheriff's Office

Expenditures	2023 Expenditures	2024* Expenditures	Percent Change (\$)
Amount Received in the Previous Year	\$5,815	\$1,824	-68.6%
Expenditure Categories			
Crime Prevention	\$---	1,824	---
Victim Reparations	---	---	---
Exploited Youth Programs	---	---	---
Trafficking Victim Programs	---	---	---
Investigation Costs	---	---	---
Court Costs	---	---	---
Salaries	---	---	---
Professional Services	---	---	---
Travel	---	288	---
Training	---	---	---
Other Operating Expenses	---	1,801	---
Capital Expenditures	---	---	---
Non-Profit or Other Programs	---	---	---
Other Expenditures	---	---	---
Total Expenditures	\$---	\$3,913	---
Estimated Value of All Held Property	---	\$---	---
Year-End Balance	---	\$---	---

*Entity with no data in 2023 and 2024 has no expenditures to report.

Lake City Police Department

Expenditures	2023 Expenditures	2024* Expenditures	Percent Change (\$)
Amount Received in the Previous Year	\$---	\$---	---
Expenditure Categories			
Crime Prevention	\$---	\$---	---
Victim Reparations	---	---	---
Exploited Youth Programs	---	---	---
Trafficking Victim Programs	---	---	---
Investigation Costs	---	---	---
Court Costs	---	---	---
Salaries	---	---	---
Professional Services	---	---	---
Travel	---	---	---
Training	---	---	---
Other Operating Expenses	---	---	---
Capital Expenditures	---	---	---
Non-Profit or Other Programs	---	---	---
Other Expenditures	---	---	---
Total Expenditures	\$---	\$---	---
Estimated Value of All Held Property	100	\$---	-100.0%
Year-End Balance	18,642	18,642	---

*Entity with no data in 2023 and 2024 has no expenditures to report.

Lake County Attorney's Office

Expenditures	2023 Expenditures	2024* Expenditures	Percent Change (\$)
Amount Received in the Previous Year	\$726	\$---	-100.0%
Expenditure Categories			
Crime Prevention	\$---	\$---	---
Victim Reparations	---	---	---
Exploited Youth Programs	---	---	---
Trafficking Victim Programs	---	---	---
Investigation Costs	---	---	---
Court Costs	---	---	---
Salaries	---	---	---
Professional Services	---	---	---
Travel	---	---	---
Training	---	---	---
Other Operating Expenses	---	---	---
Capital Expenditures	---	---	---
Non-Profit or Other Programs	---	---	---
Other Expenditures	---	---	---
Total Expenditures	\$---	\$---	---
Estimated Value of All Held Property	---	\$---	---
Year-End Balance	21,943	21,943	---

*Entity with no data in 2023 and 2024 has no expenditures to report.

Lake County Sheriff's Office

Expenditures	2023 Expenditures	2024* Expenditures	Percent Change (\$)
Amount Received in the Previous Year	\$---	\$---	---
Expenditure Categories			
Crime Prevention	\$---	\$---	---
Victim Reparations	---	---	---
Exploited Youth Programs	---	---	---
Trafficking Victim Programs	---	---	---
Investigation Costs	---	---	---
Court Costs	---	---	---
Salaries	---	---	---
Professional Services	---	---	---
Travel	---	---	---
Training	---	---	---
Other Operating Expenses	---	---	---
Capital Expenditures	---	---	---
Non-Profit or Other Programs	---	---	---
Other Expenditures	---	---	---
Total Expenditures	\$---	\$---	---
Estimated Value of All Held Property	---	\$---	---
Year-End Balance	---	\$---	---

*Entity with no data in 2023 and 2024 has no expenditures to report.

Lake Crystal Police Department

Expenditures	2023 Expenditures	2024* Expenditures	Percent Change (\$)
Amount Received in the Previous Year	\$1,960	\$---	-100.0%
Expenditure Categories			
Crime Prevention	\$---	\$---	---
Victim Reparations	---	---	---
Exploited Youth Programs	---	---	---
Trafficking Victim Programs	---	---	---
Investigation Costs	---	---	---
Court Costs	---	---	---
Salaries	---	---	---
Professional Services	---	---	---
Travel	---	---	---
Training	---	---	---
Other Operating Expenses	---	---	---
Capital Expenditures	---	---	---
Non-Profit or Other Programs	---	---	---
Other Expenditures	---	---	---
Total Expenditures	\$---	\$---	---
Estimated Value of All Held Property	---	\$---	---
Year-End Balance	1,960	\$---	-100.0%

*Entity with no data in 2023 and 2024 has no expenditures to report.

Lake of the Woods County Attorney's Office

Expenditures	2023 Expenditures	2024* Expenditures	Percent Change (\$)
Amount Received in the Previous Year	\$---	\$---	---
Expenditure Categories			
Crime Prevention	\$---	\$---	---
Victim Reparations	---	---	---
Exploited Youth Programs	---	---	---
Trafficking Victim Programs	---	---	---
Investigation Costs	---	---	---
Court Costs	---	---	---
Salaries	---	---	---
Professional Services	---	---	---
Travel	---	---	---
Training	---	---	---
Other Operating Expenses	---	---	---
Capital Expenditures	---	---	---
Non-Profit or Other Programs	---	---	---
Other Expenditures	---	---	---
Total Expenditures	\$---	\$---	---
Estimated Value of All Held Property	---	\$---	---
Year-End Balance	---	\$---	---

*Entity with no data in 2023 and 2024 has no expenditures to report.

Lake of the Woods County Sheriff's Office

Expenditures	2023 Expenditures	2024* Expenditures	Percent Change (\$)
Amount Received in the Previous Year	\$---	\$---	---
Expenditure Categories			
Crime Prevention	\$---	\$---	---
Victim Reparations	---	---	---
Exploited Youth Programs	---	---	---
Trafficking Victim Programs	---	---	---
Investigation Costs	---	---	---
Court Costs	---	---	---
Salaries	---	---	---
Professional Services	---	---	---
Travel	---	---	---
Training	---	---	---
Other Operating Expenses	---	---	---
Capital Expenditures	---	---	---
Non-Profit or Other Programs	---	---	---
Other Expenditures	---	---	---
Total Expenditures	\$---	\$---	---
Estimated Value of All Held Property	---	\$---	---
Year-End Balance	---	\$---	---

*Entity with no data in 2023 and 2024 has no expenditures to report.

Lake Park Police Department

	2023	2024*	Percent
Expenditures	Expenditures	Expenditures	Change (\$)
Amount Received in the Previous Year	\$---	\$---	---
Expenditure Categories			
Crime Prevention	\$---	\$---	---
Victim Reparations	---	---	---
Exploited Youth Programs	---	---	---
Trafficking Victim Programs	---	---	---
Investigation Costs	---	---	---
Court Costs	---	---	---
Salaries	---	---	---
Professional Services	---	---	---
Travel	---	---	---
Training	---	---	---
Other Operating Expenses	---	---	---
Capital Expenditures	---	---	---
Non-Profit or Other Programs	---	---	---
Other Expenditures	---	---	---
Total Expenditures	\$---	\$---	---
Estimated Value of All Held Property	---	\$---	---
Year-End Balance	---	\$---	---

*Entity with no data in 2023 and 2024 has no expenditures to report.

Lake Shore Police Department

	2023	2024*	Percent
Expenditures	Expenditures	Expenditures	Change (\$)
Amount Received in the Previous Year	\$---	\$---	---
Expenditure Categories			
Crime Prevention	\$---	\$---	---
Victim Reparations	---	---	---
Exploited Youth Programs	---	---	---
Trafficking Victim Programs	---	---	---
Investigation Costs	---	---	---
Court Costs	---	---	---
Salaries	---	---	---
Professional Services	---	---	---
Travel	---	---	---
Training	---	---	---
Other Operating Expenses	---	---	---
Capital Expenditures	---	---	---
Non-Profit or Other Programs	---	---	---
Other Expenditures	---	---	---
Total Expenditures	\$---	\$---	---
Estimated Value of All Held Property	---	\$---	---
Year-End Balance	---	\$---	---

*Entity with no data in 2023 and 2024 has no expenditures to report.

Lake Superior Drug and Violent Crime Task Force

	2023	2024*	Percent
Expenditures	Expenditures	Expenditures	Change (\$)
Amount Received in the Previous Year	\$130,685	\$174,218	33.3%
Expenditure Categories			
Crime Prevention	\$---	\$---	---
Victim Reparations	13,069	17,417	33.3%
Exploited Youth Programs	---	---	---
Trafficking Victim Programs	---	---	---
Investigation Costs	44,450	21,165	-52.4%
Court Costs	26,137	34,833	33.3%
Salaries	---	---	---
Professional Services	456	543	19.1%
Travel	5,531	2,971	-46.3%
Training	10,203	505	-95.1%
Other Operating Expenses	24,743	56,812	129.6%
Capital Expenditures	---	---	---
Non-Profit or Other Programs	---	---	---
Other Expenditures	55,347	68,138	23.1%
Total Expenditures	\$179,936	\$202,384	12.5%
Estimated Value of All Held Property	---	\$---	---
Year-End Balance	95,887	70,649	-26.3%

*Entity with no data in 2023 and 2024 has no expenditures to report.

Lakefield Police Department

	2023	2024*	Percent
Expenditures	Expenditures	Expenditures	Change (\$)
Amount Received in the Previous Year	\$---	\$---	---
Expenditure Categories			
Crime Prevention	\$---	\$---	---
Victim Reparations	---	---	---
Exploited Youth Programs	---	---	---
Trafficking Victim Programs	---	---	---
Investigation Costs	---	---	---
Court Costs	---	---	---
Salaries	---	---	---
Professional Services	---	---	---
Travel	---	---	---
Training	---	---	---
Other Operating Expenses	---	---	---
Capital Expenditures	---	---	---
Non-Profit or Other Programs	---	---	---
Other Expenditures	---	---	---
Total Expenditures	\$---	\$---	---
Estimated Value of All Held Property	---	\$---	---
Year-End Balance	10,774	10,774	---

*Entity with no data in 2023 and 2024 has no expenditures to report.

Lakes Area Drug Investigative Division

Expenditures	2023 Expenditures	2024* Expenditures	Percent Change (\$)
Amount Received in the Previous Year	\$12,534	\$21,864	74.4%
Expenditure Categories			
Crime Prevention	\$---	\$---	---
Victim Reparations	---	---	---
Exploited Youth Programs	---	---	---
Trafficking Victim Programs	---	---	---
Investigation Costs	---	574	---
Court Costs	---	---	---
Salaries	---	---	---
Professional Services	---	13,909	---
Travel	---	3,487	---
Training	---	---	---
Other Operating Expenses	---	---	---
Capital Expenditures	---	1,688	---
Non-Profit or Other Programs	---	---	---
Other Expenditures	---	---	---
Total Expenditures	\$---	\$19,658	---
Estimated Value of All Held Property	95,108	31,495	-66.9%
Year-End Balance	52,190	54,217	3.9%

*Entity with no data in 2023 and 2024 has no expenditures to report.

Lakes Area Police District

Expenditures	2023 Expenditures	2024* Expenditures	Percent Change (\$)
Amount Received in the Previous Year	\$1,195	\$918	-23.2%
Expenditure Categories			
Crime Prevention	\$---	\$---	---
Victim Reparations	---	---	---
Exploited Youth Programs	---	---	---
Trafficking Victim Programs	---	---	---
Investigation Costs	---	---	---
Court Costs	300	---	-100.0%
Salaries	---	---	---
Professional Services	---	---	---
Travel	---	---	---
Training	---	---	---
Other Operating Expenses	---	217	---
Capital Expenditures	---	---	---
Non-Profit or Other Programs	---	---	---
Other Expenditures	25	700	2700.0%
Total Expenditures	\$325	\$917	182.2%
Estimated Value of All Held Property	2,110	\$---	-100.0%
Year-End Balance	39,288	39,289	0.0%

*Entity with no data in 2023 and 2024 has no expenditures to report.

Lakes to River Drug and Violent Crimes Task Force

Expenditures	2023 Expenditures	2024* Expenditures	Percent Change (\$)
Amount Received in the Previous Year	\$---	\$---	---
Expenditure Categories			
Crime Prevention	\$---	\$---	---
Victim Reparations	---	---	---
Exploited Youth Programs	---	---	---
Trafficking Victim Programs	---	---	---
Investigation Costs	---	---	---
Court Costs	---	---	---
Salaries	---	---	---
Professional Services	---	---	---
Travel	---	---	---
Training	---	---	---
Other Operating Expenses	---	---	---
Capital Expenditures	---	---	---
Non-Profit or Other Programs	---	---	---
Other Expenditures	---	---	---
Total Expenditures	\$---	\$---	---
Estimated Value of All Held Property	---	\$---	---
Year-End Balance	---	\$---	---

*Entity with no data in 2023 and 2024 has no expenditures to report.

Lakeville Police Department

Expenditures	2023 Expenditures	2024* Expenditures	Percent Change (\$)
Amount Received in the Previous Year	\$---	\$---	---
Expenditure Categories			
Crime Prevention	\$---	\$---	---
Victim Reparations	---	---	---
Exploited Youth Programs	---	---	---
Trafficking Victim Programs	---	---	---
Investigation Costs	---	---	---
Court Costs	---	---	---
Salaries	---	---	---
Professional Services	---	---	---
Travel	---	---	---
Training	---	---	---
Other Operating Expenses	---	---	---
Capital Expenditures	---	---	---
Non-Profit or Other Programs	---	---	---
Other Expenditures	---	---	---
Total Expenditures	\$---	\$---	---
Estimated Value of All Held Property	---	\$---	---
Year-End Balance	---	\$---	---

*Entity with no data in 2023 and 2024 has no expenditures to report.

Lamberton Police Department

Expenditures	2023 Expenditures	2024* Expenditures	Percent Change (\$)
Amount Received in the Previous Year	\$---	\$---	---
Expenditure Categories			
Crime Prevention	\$---	\$---	---
Victim Reparations	---	---	---
Exploited Youth Programs	---	---	---
Trafficking Victim Programs	---	---	---
Investigation Costs	---	---	---
Court Costs	---	---	---
Salaries	---	---	---
Professional Services	---	---	---
Travel	---	---	---
Training	---	---	---
Other Operating Expenses	---	---	---
Capital Expenditures	---	---	---
Non-Profit or Other Programs	---	---	---
Other Expenditures	---	---	---
Total Expenditures	\$---	\$---	---
Estimated Value of All Held Property	---	\$---	---
Year-End Balance	---	\$---	---

*Entity with no data in 2023 and 2024 has no expenditures to report.

Le Center Police Department

Expenditures	2023 Expenditures	2024* Expenditures	Percent Change (\$)
Amount Received in the Previous Year	\$---	\$---	---
Expenditure Categories			
Crime Prevention	\$---	\$---	---
Victim Reparations	---	---	---
Exploited Youth Programs	---	---	---
Trafficking Victim Programs	---	---	---
Investigation Costs	---	---	---
Court Costs	---	---	---
Salaries	---	---	---
Professional Services	---	---	---
Travel	---	---	---
Training	---	---	---
Other Operating Expenses	---	---	---
Capital Expenditures	---	---	---
Non-Profit or Other Programs	---	---	---
Other Expenditures	---	---	---
Total Expenditures	\$---	\$---	---
Estimated Value of All Held Property	---	\$---	---
Year-End Balance	---	\$---	---

*Entity with no data in 2023 and 2024 has no expenditures to report.

Le Sueur County Attorney's Office

Expenditures	2023 Expenditures	2024* Expenditures	Percent Change (\$)
Amount Received in the Previous Year	\$4,921	\$1,613	-67.2%
Expenditure Categories			
Crime Prevention	\$---	\$---	---
Victim Reparations	---	---	---
Exploited Youth Programs	---	---	---
Trafficking Victim Programs	---	---	---
Investigation Costs	---	---	---
Court Costs	---	---	---
Salaries	---	---	---
Professional Services	---	---	---
Travel	---	---	---
Training	---	---	---
Other Operating Expenses	---	---	---
Capital Expenditures	---	---	---
Non-Profit or Other Programs	---	---	---
Other Expenditures	4,921	1,613	-67.2%
Total Expenditures	\$4,921	\$1,613	-67.2%
Estimated Value of All Held Property	---	\$---	---
Year-End Balance	---	\$---	---

*Entity with no data in 2023 and 2024 has no expenditures to report.

Le Sueur County Sheriff's Office

Expenditures	2023 Expenditures	2024* Expenditures	Percent Change (\$)
Amount Received in the Previous Year	\$927	\$---	-100.0%
Expenditure Categories			
Crime Prevention	\$---	\$---	---
Victim Reparations	---	---	---
Exploited Youth Programs	---	---	---
Trafficking Victim Programs	---	---	---
Investigation Costs	---	---	---
Court Costs	---	---	---
Salaries	---	---	---
Professional Services	---	---	---
Travel	---	---	---
Training	---	---	---
Other Operating Expenses	---	---	---
Capital Expenditures	---	---	---
Non-Profit or Other Programs	---	---	---
Other Expenditures	---	---	---
Total Expenditures	\$---	\$---	---
Estimated Value of All Held Property	---	\$---	---
Year-End Balance	33,178	36,328	9.5%

*Entity with no data in 2023 and 2024 has no expenditures to report.

Le Sueur Police Department

Expenditures	2023 Expenditures	2024* Expenditures	Percent Change (\$)
Amount Received in the Previous Year	\$800	\$300	-62.5%
Expenditure Categories			
Crime Prevention	\$---	\$---	---
Victim Reparations	---	---	---
Exploited Youth Programs	---	---	---
Trafficking Victim Programs	---	---	---
Investigation Costs	---	---	---
Court Costs	160	---	-100.0%
Salaries	---	---	---
Professional Services	---	---	---
Travel	---	---	---
Training	---	---	---
Other Operating Expenses	25	---	-100.0%
Capital Expenditures	---	---	---
Non-Profit or Other Programs	---	---	---
Other Expenditures	---	---	---
Total Expenditures	\$185	\$---	-100.0%
Estimated Value of All Held Property	---	\$---	---
Year-End Balance	3,017	14,913	394.3%

*Entity with no data in 2023 and 2024 has no expenditures to report.

Leech Lake Tribal Police Department

Expenditures	2023 Expenditures	2024* Expenditures	Percent Change (\$)
Amount Received in the Previous Year	\$---	\$---	---
Expenditure Categories			
Crime Prevention	\$---	\$---	---
Victim Reparations	---	---	---
Exploited Youth Programs	---	---	---
Trafficking Victim Programs	---	---	---
Investigation Costs	---	---	---
Court Costs	---	---	---
Salaries	---	---	---
Professional Services	---	---	---
Travel	---	---	---
Training	---	---	---
Other Operating Expenses	---	---	---
Capital Expenditures	---	---	---
Non-Profit or Other Programs	---	---	---
Other Expenditures	---	---	---
Total Expenditures	\$---	\$---	---
Estimated Value of All Held Property	---	\$---	---
Year-End Balance	---	\$---	---

*Entity with no data in 2023 and 2024 has no expenditures to report.

Lester Prairie Police Department

Expenditures	2023 Expenditures	2024* Expenditures	Percent Change (\$)
Amount Received in the Previous Year	\$---	\$---	---
Expenditure Categories			
Crime Prevention	\$---	\$---	---
Victim Reparations	---	---	---
Exploited Youth Programs	---	---	---
Trafficking Victim Programs	---	---	---
Investigation Costs	---	---	---
Court Costs	---	---	---
Salaries	---	---	---
Professional Services	---	---	---
Travel	---	---	---
Training	---	---	---
Other Operating Expenses	---	---	---
Capital Expenditures	---	---	---
Non-Profit or Other Programs	---	---	---
Other Expenditures	---	---	---
Total Expenditures	\$---	\$---	---
Estimated Value of All Held Property	---	\$---	---
Year-End Balance	---	\$---	---

*Entity with no data in 2023 and 2024 has no expenditures to report.

Lewiston Police Department

Expenditures	2023 Expenditures	2024* Expenditures	Percent Change (\$)
Amount Received in the Previous Year	\$---	\$---	---
Expenditure Categories			
Crime Prevention	\$---	\$---	---
Victim Reparations	---	---	---
Exploited Youth Programs	---	---	---
Trafficking Victim Programs	---	---	---
Investigation Costs	---	---	---
Court Costs	---	---	---
Salaries	---	---	---
Professional Services	---	---	---
Travel	---	---	---
Training	---	---	---
Other Operating Expenses	---	---	---
Capital Expenditures	---	---	---
Non-Profit or Other Programs	---	---	---
Other Expenditures	---	---	---
Total Expenditures	\$---	\$---	---
Estimated Value of All Held Property	---	\$---	---
Year-End Balance	10,719	\$---	-100.0%

*Entity with no data in 2023 and 2024 has no expenditures to report.

Lincoln County Attorney's Office

Expenditures	2023 Expenditures	2024* Expenditures	Percent Change (\$)
Amount Received in the Previous Year	\$8,065	\$---	-100.0%
Expenditure Categories			
Crime Prevention	\$---	\$---	---
Victim Reparations	---	---	---
Exploited Youth Programs	---	---	---
Trafficking Victim Programs	---	---	---
Investigation Costs	---	---	---
Court Costs	---	---	---
Salaries	---	---	---
Professional Services	---	---	---
Travel	---	---	---
Training	---	---	---
Other Operating Expenses	---	---	---
Capital Expenditures	---	---	---
Non-Profit or Other Programs	---	---	---
Other Expenditures	---	---	---
Total Expenditures	\$---	\$---	---
Estimated Value of All Held Property	1,600	\$---	-100.0%
Year-End Balance	16,690	16,690	---

*Entity with no data in 2023 and 2024 has no expenditures to report.

Lincoln County Sheriff's Office

Expenditures	2023 Expenditures	2024* Expenditures	Percent Change (\$)
Amount Received in the Previous Year	\$---	\$---	---
Expenditure Categories			
Crime Prevention	\$---	\$---	---
Victim Reparations	---	---	---
Exploited Youth Programs	---	---	---
Trafficking Victim Programs	---	---	---
Investigation Costs	---	---	---
Court Costs	---	---	---
Salaries	---	---	---
Professional Services	---	---	---
Travel	---	---	---
Training	---	---	---
Other Operating Expenses	---	---	---
Capital Expenditures	---	---	---
Non-Profit or Other Programs	---	---	---
Other Expenditures	---	---	---
Total Expenditures	\$---	\$---	---
Estimated Value of All Held Property	---	\$---	---
Year-End Balance	---	\$---	---

*Entity with no data in 2023 and 2024 has no expenditures to report.

Lino Lakes Police Department

Expenditures	2023 Expenditures	2024* Expenditures	Percent Change (\$)
Amount Received in the Previous Year	\$28,135	\$2,118	-92.5%
Expenditure Categories			
Crime Prevention	\$---	\$---	---
Victim Reparations	---	---	---
Exploited Youth Programs	---	---	---
Trafficking Victim Programs	---	---	---
Investigation Costs	---	---	---
Court Costs	---	---	---
Salaries	---	---	---
Professional Services	19,664	921	-95.3%
Travel	---	---	---
Training	9,804	825	-91.6%
Other Operating Expenses	---	---	---
Capital Expenditures	15,762	64	-99.6%
Non-Profit or Other Programs	---	---	---
Other Expenditures	---	---	---
Total Expenditures	\$45,230	\$1,810	-96.0%
Estimated Value of All Held Property	2,609	316	-87.9%
Year-End Balance	88,532	86,696	-2.1%

*Entity with no data in 2023 and 2024 has no expenditures to report.

Litchfield Police Department

Expenditures	2023 Expenditures	2024* Expenditures	Percent Change (\$)
Amount Received in the Previous Year	\$---	\$---	---
Expenditure Categories			
Crime Prevention	\$---	\$---	---
Victim Reparations	---	---	---
Exploited Youth Programs	---	---	---
Trafficking Victim Programs	---	---	---
Investigation Costs	---	---	---
Court Costs	---	---	---
Salaries	---	---	---
Professional Services	---	---	---
Travel	---	---	---
Training	---	---	---
Other Operating Expenses	---	---	---
Capital Expenditures	---	---	---
Non-Profit or Other Programs	---	---	---
Other Expenditures	---	---	---
Total Expenditures	\$---	\$---	---
Estimated Value of All Held Property	---	\$---	---
Year-End Balance	---	\$---	---

*Entity with no data in 2023 and 2024 has no expenditures to report.

Little Falls Police Department

Expenditures	2023 Expenditures	2024* Expenditures	Percent Change (\$)
Amount Received in the Previous Year	\$---	\$---	---
Expenditure Categories			
Crime Prevention	\$---	\$---	---
Victim Reparations	---	---	---
Exploited Youth Programs	---	---	---
Trafficking Victim Programs	---	---	---
Investigation Costs	---	---	---
Court Costs	---	---	---
Salaries	---	---	---
Professional Services	---	---	---
Travel	---	---	---
Training	---	---	---
Other Operating Expenses	---	---	---
Capital Expenditures	---	---	---
Non-Profit or Other Programs	---	---	---
Other Expenditures	---	---	---
Total Expenditures	\$---	\$---	---
Estimated Value of All Held Property	---	\$---	---
Year-End Balance	---	\$---	---

*Entity with no data in 2023 and 2024 has no expenditures to report.

Long Prairie Police Department

Expenditures	2023 Expenditures	2024* Expenditures	Percent Change (\$)
Amount Received in the Previous Year	\$300	\$---	-100.0%
Expenditure Categories			
Crime Prevention	300	495	65.0%
Victim Reparations	---	---	---
Exploited Youth Programs	---	---	---
Trafficking Victim Programs	---	---	---
Investigation Costs	---	---	---
Court Costs	---	---	---
Salaries	---	---	---
Professional Services	---	---	---
Travel	---	---	---
Training	---	---	---
Other Operating Expenses	---	---	---
Capital Expenditures	---	---	---
Non-Profit or Other Programs	---	---	---
Other Expenditures	---	---	---
Total Expenditures	\$300	\$495	65.0%
Estimated Value of All Held Property	---	495	---
Year-End Balance	---	495	---

*Entity with no data in 2023 and 2024 has no expenditures to report.

Lonsdale Police Department

Expenditures	2023 Expenditures	2024* Expenditures	Percent Change (\$)
Amount Received in the Previous Year	\$1,908	\$---	-100.0%
Expenditure Categories			
Crime Prevention	\$---	\$---	---
Victim Reparations	---	---	---
Exploited Youth Programs	---	---	---
Trafficking Victim Programs	---	---	---
Investigation Costs	---	---	---
Court Costs	329	---	-100.0%
Salaries	---	---	---
Professional Services	164	---	-100.0%
Travel	---	---	---
Training	---	---	---
Other Operating Expenses	242	---	-100.0%
Capital Expenditures	3,646	---	-100.0%
Non-Profit or Other Programs	---	---	---
Other Expenditures	---	---	---
Total Expenditures	\$4,381	\$---	-100.0%
Estimated Value of All Held Property	200	\$---	-100.0%
Year-End Balance	4,294	7,193	67.5%

*Entity with no data in 2023 and 2024 has no expenditures to report.

Lower Sioux Tribal Police Department

Expenditures	2023 Expenditures	2024* Expenditures	Percent Change (\$)
Amount Received in the Previous Year	\$---	\$---	---
Expenditure Categories			
Crime Prevention	\$---	\$---	---
Victim Reparations	---	---	---
Exploited Youth Programs	---	---	---
Trafficking Victim Programs	---	---	---
Investigation Costs	---	---	---
Court Costs	---	---	---
Salaries	---	---	---
Professional Services	---	---	---
Travel	---	---	---
Training	---	---	---
Other Operating Expenses	---	---	---
Capital Expenditures	---	---	---
Non-Profit or Other Programs	---	---	---
Other Expenditures	---	---	---
Total Expenditures	\$---	\$---	---
Estimated Value of All Held Property	---	\$---	---
Year-End Balance	---	\$---	---

*Entity with no data in 2023 and 2024 has no expenditures to report.

Lowry Police Department

	2023	2024*	Percent
Expenditures	Expenditures	Expenditures	Change (\$)
Amount Received in the Previous Year	\$---	\$---	---
Expenditure Categories			
Crime Prevention	\$---	\$---	---
Victim Reparations	---	---	---
Exploited Youth Programs	---	---	---
Trafficking Victim Programs	---	---	---
Investigation Costs	---	---	---
Court Costs	---	---	---
Salaries	---	---	---
Professional Services	---	---	---
Travel	---	---	---
Training	---	---	---
Other Operating Expenses	---	---	---
Capital Expenditures	---	---	---
Non-Profit or Other Programs	---	---	---
Other Expenditures	---	---	---
Total Expenditures	\$---	\$---	---
Estimated Value of All Held Property	---	\$---	---
Year-End Balance	---	\$---	---

*Entity with no data in 2023 and 2024 has no expenditures to report.

Lyon County Attorney's Office

	2023	2024*	Percent
Expenditures	Expenditures	Expenditures	Change (\$)
Amount Received in the Previous Year	\$5,127	\$5,654	10.3%
Expenditure Categories			
Crime Prevention	\$---	\$---	---
Victim Reparations	---	---	---
Exploited Youth Programs	---	---	---
Trafficking Victim Programs	---	---	---
Investigation Costs	---	---	---
Court Costs	---	---	---
Salaries	---	---	---
Professional Services	---	---	---
Travel	---	---	---
Training	---	---	---
Other Operating Expenses	---	---	---
Capital Expenditures	---	---	---
Non-Profit or Other Programs	---	---	---
Other Expenditures	---	---	---
Total Expenditures	\$---	\$---	---
Estimated Value of All Held Property	---	\$---	---
Year-End Balance	99,651	105,055	5.4%

*Entity with no data in 2023 and 2024 has no expenditures to report.

Lyon County Sheriff's Office

	2023	2024*	Percent
Expenditures	Expenditures	Expenditures	Change (\$)
Amount Received in the Previous Year	\$13,335	\$340	-97.5%
Expenditure Categories			
Crime Prevention	\$---	\$---	---
Victim Reparations	---	---	---
Exploited Youth Programs	---	---	---
Trafficking Victim Programs	---	---	---
Investigation Costs	---	---	---
Court Costs	---	---	---
Salaries	---	---	---
Professional Services	---	---	---
Travel	---	---	---
Training	---	---	---
Other Operating Expenses	168	9	-94.6%
Capital Expenditures	7,445	3,113	-58.2%
Non-Profit or Other Programs	---	---	---
Other Expenditures	473	3,740	690.7%
Total Expenditures	\$8,086	\$6,862	-15.1%
Estimated Value of All Held Property	---	\$---	---
Year-End Balance	19,304	15,904	-17.6%

*Entity with no data in 2023 and 2024 has no expenditures to report.

Madelia Police Department

	2023	2024*	Percent
Expenditures	Expenditures	Expenditures	Change (\$)
Amount Received in the Previous Year	\$---	\$---	---
Expenditure Categories			
Crime Prevention	\$---	\$---	---
Victim Reparations	---	---	---
Exploited Youth Programs	---	---	---
Trafficking Victim Programs	---	---	---
Investigation Costs	---	---	---
Court Costs	---	---	---
Salaries	---	---	---
Professional Services	---	---	---
Travel	---	---	---
Training	---	---	---
Other Operating Expenses	---	---	---
Capital Expenditures	---	---	---
Non-Profit or Other Programs	---	---	---
Other Expenditures	---	---	---
Total Expenditures	\$---	\$---	---
Estimated Value of All Held Property	---	\$---	---
Year-End Balance	---	\$---	---

*Entity with no data in 2023 and 2024 has no expenditures to report.

Madison Lake Police Department

Expenditures	2023 Expenditures	2024* Expenditures	Percent Change (\$)
Amount Received in the Previous Year	\$---	\$200	---
Expenditure Categories			
Crime Prevention	\$---	\$---	---
Victim Reparations	---	---	---
Exploited Youth Programs	---	---	---
Trafficking Victim Programs	---	---	---
Investigation Costs	---	---	---
Court Costs	---	---	---
Salaries	---	---	---
Professional Services	---	---	---
Travel	---	---	---
Training	---	200	---
Other Operating Expenses	---	---	---
Capital Expenditures	---	---	---
Non-Profit or Other Programs	---	---	---
Other Expenditures	---	---	---
Total Expenditures	\$---	\$200	---
Estimated Value of All Held Property	---	\$---	---
Year-End Balance	---	\$---	---

*Entity with no data in 2023 and 2024 has no expenditures to report.

Mahnomen County Attorney's Office

Expenditures	2023 Expenditures	2024* Expenditures	Percent Change (\$)
Amount Received in the Previous Year	\$7,041	\$---	-100.0%
Expenditure Categories			
Crime Prevention	\$---	\$---	---
Victim Reparations	---	---	---
Exploited Youth Programs	---	---	---
Trafficking Victim Programs	---	---	---
Investigation Costs	---	---	---
Court Costs	---	---	---
Salaries	---	---	---
Professional Services	---	---	---
Travel	---	---	---
Training	---	---	---
Other Operating Expenses	---	---	---
Capital Expenditures	---	---	---
Non-Profit or Other Programs	---	---	---
Other Expenditures	---	---	---
Total Expenditures	\$---	\$---	---
Estimated Value of All Held Property	---	\$---	---
Year-End Balance	36,422	36,422	---

*Entity with no data in 2023 and 2024 has no expenditures to report.

Mahnomen County Sheriff's Office

Expenditures	2023 Expenditures	2024* Expenditures	Percent Change (\$)
Amount Received in the Previous Year	\$3,316	\$---	-100.0%
Expenditure Categories			
Crime Prevention	\$---	\$---	---
Victim Reparations	---	---	---
Exploited Youth Programs	---	---	---
Trafficking Victim Programs	---	---	---
Investigation Costs	---	---	---
Court Costs	---	---	---
Salaries	---	---	---
Professional Services	325	---	-100.0%
Travel	---	---	---
Training	---	---	---
Other Operating Expenses	12	---	-100.0%
Capital Expenditures	---	---	---
Non-Profit or Other Programs	---	---	---
Other Expenditures	---	---	---
Total Expenditures	\$337	\$---	-100.0%
Estimated Value of All Held Property	700	\$---	-100.0%
Year-End Balance	18,729	\$---	-100.0%

*Entity with no data in 2023 and 2024 has no expenditures to report.

Mankato Department of Public Safety

Expenditures	2023 Expenditures	2024* Expenditures	Percent Change (\$)
Amount Received in the Previous Year	\$18,417	\$16,546	-10.2%
Expenditure Categories			
Crime Prevention	\$---	\$---	---
Victim Reparations	---	---	---
Exploited Youth Programs	---	---	---
Trafficking Victim Programs	---	---	---
Investigation Costs	---	---	---
Court Costs	---	---	---
Salaries	---	---	---
Professional Services	---	---	---
Travel	1,498	3,495	133.3%
Training	4,777	1,125	-76.4%
Other Operating Expenses	---	429	---
Capital Expenditures	5,492	12,252	123.1%
Non-Profit or Other Programs	---	---	---
Other Expenditures	393	---	-100.0%
Total Expenditures	\$12,160	\$17,301	42.3%
Estimated Value of All Held Property	63,909	76,150	19.2%
Year-End Balance	266,280	261,836	-1.7%

*Entity with no data in 2023 and 2024 has no expenditures to report.

Maple Grove Police Department

Expenditures	2023 Expenditures	2024* Expenditures	Percent Change (\$)
Amount Received in the Previous Year	\$79,407	\$5,245	-93.4%
Expenditure Categories			
Crime Prevention	\$---	\$---	---
Victim Reparations	---	---	---
Exploited Youth Programs	---	---	---
Trafficking Victim Programs	---	---	---
Investigation Costs	---	---	---
Court Costs	---	---	---
Salaries	---	---	---
Professional Services	---	---	---
Travel	---	---	---
Training	---	---	---
Other Operating Expenses	---	---	---
Capital Expenditures	4,664	---	-100.0%
Non-Profit or Other Programs	---	---	---
Other Expenditures	---	---	---
Total Expenditures	\$4,664	\$---	-100.0%
Estimated Value of All Held Property	74,743	\$---	-100.0%
Year-End Balance	122,840	127,270	3.6%

*Entity with no data in 2023 and 2024 has no expenditures to report.

Mapleton Police Department

Expenditures	2023 Expenditures	2024* Expenditures	Percent Change (\$)
Amount Received in the Previous Year	\$---	\$4,025	---
Expenditure Categories			
Crime Prevention	\$---	\$---	---
Victim Reparations	---	---	---
Exploited Youth Programs	---	---	---
Trafficking Victim Programs	---	---	---
Investigation Costs	---	---	---
Court Costs	---	---	---
Salaries	---	---	---
Professional Services	---	---	---
Travel	---	---	---
Training	---	4,025	---
Other Operating Expenses	---	---	---
Capital Expenditures	---	---	---
Non-Profit or Other Programs	---	---	---
Other Expenditures	---	---	---
Total Expenditures	\$---	\$4,025	---
Estimated Value of All Held Property	---	\$---	---
Year-End Balance	---	\$---	---

*Entity with no data in 2023 and 2024 has no expenditures to report.

Maplewood Police Department

Expenditures	2023 Expenditures	2024* Expenditures	Percent Change (\$)
Amount Received in the Previous Year	\$---	\$12,843	---
Expenditure Categories			
Crime Prevention	\$---	\$---	---
Victim Reparations	---	---	---
Exploited Youth Programs	---	---	---
Trafficking Victim Programs	---	---	---
Investigation Costs	---	---	---
Court Costs	---	---	---
Salaries	---	---	---
Professional Services	---	---	---
Travel	---	---	---
Training	---	---	---
Other Operating Expenses	---	---	---
Capital Expenditures	---	---	---
Non-Profit or Other Programs	---	---	---
Other Expenditures	---	---	---
Total Expenditures	\$---	\$---	---
Estimated Value of All Held Property	7,885	15,230	93.2%
Year-End Balance	\$---	57,843	---

*Entity with no data in 2023 and 2024 has no expenditures to report.

Marshall County Attorney's Office

Expenditures	2023 Expenditures	2024* Expenditures	Percent Change (\$)
Amount Received in the Previous Year	\$450	\$796	76.9%
Expenditure Categories			
Crime Prevention	\$---	\$---	---
Victim Reparations	---	---	---
Exploited Youth Programs	---	---	---
Trafficking Victim Programs	---	---	---
Investigation Costs	---	---	---
Court Costs	---	---	---
Salaries	---	---	---
Professional Services	---	---	---
Travel	---	---	---
Training	---	---	---
Other Operating Expenses	---	---	---
Capital Expenditures	---	3,834	---
Non-Profit or Other Programs	---	---	---
Other Expenditures	---	---	---
Total Expenditures	\$---	\$3,834	---
Estimated Value of All Held Property	---	\$---	---
Year-End Balance	4,478	1,439	-67.9%

*Entity with no data in 2023 and 2024 has no expenditures to report.

Marshall County Sheriff's Office

Expenditures	2023 Expenditures	2024* Expenditures	Percent Change (\$)
Amount Received in the Previous Year	\$---	\$---	---
Expenditure Categories			
Crime Prevention	\$---	\$---	---
Victim Reparations	---	---	---
Exploited Youth Programs	---	---	---
Trafficking Victim Programs	---	---	---
Investigation Costs	---	---	---
Court Costs	---	---	---
Salaries	---	---	---
Professional Services	---	---	---
Travel	---	---	---
Training	---	---	---
Other Operating Expenses	---	---	---
Capital Expenditures	---	---	---
Non-Profit or Other Programs	---	---	---
Other Expenditures	---	---	---
Total Expenditures	\$---	\$---	---
Estimated Value of All Held Property	---	\$---	---
Year-End Balance	---	\$---	---

*Entity with no data in 2023 and 2024 has no expenditures to report.

Marshall Police Department

Expenditures	2023 Expenditures	2024* Expenditures	Percent Change (\$)
Amount Received in the Previous Year	\$11,495	\$---	-100.0%
Expenditure Categories			
Crime Prevention	\$---	\$---	---
Victim Reparations	---	---	---
Exploited Youth Programs	---	---	---
Trafficking Victim Programs	---	---	---
Investigation Costs	---	---	---
Court Costs	---	---	---
Salaries	---	---	---
Professional Services	---	---	---
Travel	---	---	---
Training	---	---	---
Other Operating Expenses	---	---	---
Capital Expenditures	49,697	14,495	-70.8%
Non-Profit or Other Programs	---	---	---
Other Expenditures	681	---	-100.0%
Total Expenditures	\$50,378	\$14,495	-71.2%
Estimated Value of All Held Property	1,500	\$---	-100.0%
Year-End Balance	37,032	22,537	-39.1%

*Entity with no data in 2023 and 2024 has no expenditures to report.

Martin County Attorney's Office

Expenditures	2023 Expenditures	2024* Expenditures	Percent Change (\$)
Amount Received in the Previous Year	\$3,651	\$226	-93.8%
Expenditure Categories			
Crime Prevention	\$---	\$---	---
Victim Reparations	---	---	---
Exploited Youth Programs	---	---	---
Trafficking Victim Programs	---	---	---
Investigation Costs	---	---	---
Court Costs	---	---	---
Salaries	---	---	---
Professional Services	---	---	---
Travel	---	---	---
Training	---	---	---
Other Operating Expenses	2,923	---	-100.0%
Capital Expenditures	---	---	---
Non-Profit or Other Programs	---	---	---
Other Expenditures	---	---	---
Total Expenditures	\$2,923	\$---	-100.0%
Estimated Value of All Held Property	6,000	\$---	-100.0%
Year-End Balance	6,981	7,207	3.2%

*Entity with no data in 2023 and 2024 has no expenditures to report.

Martin County Sheriff's Office

Expenditures	2023 Expenditures	2024* Expenditures	Percent Change (\$)
Amount Received in the Previous Year	\$3,368	\$211	-93.7%
Expenditure Categories			
Crime Prevention	\$---	\$---	---
Victim Reparations	---	---	---
Exploited Youth Programs	---	---	---
Trafficking Victim Programs	---	---	---
Investigation Costs	---	---	---
Court Costs	---	---	---
Salaries	3,368	---	-100.0%
Professional Services	---	---	---
Travel	---	---	---
Training	---	---	---
Other Operating Expenses	---	2,040	---
Capital Expenditures	---	---	---
Non-Profit or Other Programs	---	---	---
Other Expenditures	---	---	---
Total Expenditures	\$3,368	\$2,040	-39.4%
Estimated Value of All Held Property	---	\$---	---
Year-End Balance	---	\$---	---

*Entity with no data in 2023 and 2024 has no expenditures to report.

McLeod County Attorney's Office

Expenditures	2023 Expenditures	2024* Expenditures	Percent Change (\$)
Amount Received in the Previous Year	\$7,236	\$2,022	-72.1%
Expenditure Categories			
Crime Prevention	\$---	\$---	---
Victim Reparations	---	---	---
Exploited Youth Programs	---	---	---
Trafficking Victim Programs	---	---	---
Investigation Costs	---	---	---
Court Costs	---	---	---
Salaries	---	---	---
Professional Services	---	---	---
Travel	---	---	---
Training	---	---	---
Other Operating Expenses	---	---	---
Capital Expenditures	---	---	---
Non-Profit or Other Programs	---	---	---
Other Expenditures	---	---	---
Total Expenditures	\$---	\$---	---
Estimated Value of All Held Property	---	\$---	---
Year-End Balance	7,236	9,258	27.9%

*Entity with no data in 2023 and 2024 has no expenditures to report.

McLeod County Sheriff's Office

Expenditures	2023 Expenditures	2024* Expenditures	Percent Change (\$)
Amount Received in the Previous Year	\$6,401	\$1,993	-68.9%
Expenditure Categories			
Crime Prevention	\$---	\$---	---
Victim Reparations	---	---	---
Exploited Youth Programs	---	---	---
Trafficking Victim Programs	---	---	---
Investigation Costs	---	---	---
Court Costs	---	---	---
Salaries	3,500	---	-100.0%
Professional Services	---	---	---
Travel	---	---	---
Training	---	---	---
Other Operating Expenses	---	---	---
Capital Expenditures	---	---	---
Non-Profit or Other Programs	---	---	---
Other Expenditures	---	---	---
Total Expenditures	\$3,500	\$---	-100.0%
Estimated Value of All Held Property	36,000	39,000	8.3%
Year-End Balance	2,193	4,187	90.9%

*Entity with no data in 2023 and 2024 has no expenditures to report.

Medina Police Department

Expenditures	2023 Expenditures	2024* Expenditures	Percent Change (\$)
Amount Received in the Previous Year	\$13,890	\$13,890	---
Expenditure Categories			
Crime Prevention	\$---	\$---	---
Victim Reparations	---	---	---
Exploited Youth Programs	---	---	---
Trafficking Victim Programs	---	---	---
Investigation Costs	---	---	---
Court Costs	---	---	---
Salaries	---	---	---
Professional Services	---	---	---
Travel	---	---	---
Training	---	---	---
Other Operating Expenses	---	---	---
Capital Expenditures	---	---	---
Non-Profit or Other Programs	---	---	---
Other Expenditures	---	---	---
Total Expenditures	\$---	\$---	---
Estimated Value of All Held Property	19,250	\$---	-100.0%
Year-End Balance	13,890	13,890	---

*Entity with no data in 2023 and 2024 has no expenditures to report.

Meeker County Attorney's Office

Expenditures	2023 Expenditures	2024* Expenditures	Percent Change (\$)
Amount Received in the Previous Year	\$23,061	\$2,380	-89.7%
Expenditure Categories			
Crime Prevention	\$---	\$---	---
Victim Reparations	---	---	---
Exploited Youth Programs	---	---	---
Trafficking Victim Programs	---	---	---
Investigation Costs	---	---	---
Court Costs	---	---	---
Salaries	---	---	---
Professional Services	75	---	-100.0%
Travel	822	168	-79.6%
Training	---	---	---
Other Operating Expenses	---	---	---
Capital Expenditures	---	---	---
Non-Profit or Other Programs	---	---	---
Other Expenditures	---	---	---
Total Expenditures	\$897	\$168	-81.3%
Estimated Value of All Held Property	---	\$---	---
Year-End Balance	39,380	41,592	5.6%

*Entity with no data in 2023 and 2024 has no expenditures to report.

Meeker County Sheriff's Office

Expenditures	2023 Expenditures	2024* Expenditures	Percent Change (\$)
Amount Received in the Previous Year	\$---	\$268	---
Expenditure Categories			
Crime Prevention	\$---	\$---	---
Victim Reparations	---	---	---
Exploited Youth Programs	---	---	---
Trafficking Victim Programs	---	---	---
Investigation Costs	---	---	---
Court Costs	---	---	---
Salaries	---	---	---
Professional Services	---	---	---
Travel	---	---	---
Training	---	---	---
Other Operating Expenses	---	---	---
Capital Expenditures	---	3,216	---
Non-Profit or Other Programs	---	---	---
Other Expenditures	---	---	---
Total Expenditures	\$---	\$3,216	---
Estimated Value of All Held Property	---	\$---	---
Year-End Balance	90,493	87,545	-3.3%

*Entity with no data in 2023 and 2024 has no expenditures to report.

Melrose Police Department

Expenditures	2023 Expenditures	2024* Expenditures	Percent Change (\$)
Amount Received in the Previous Year	\$---	\$230	---
Expenditure Categories			
Crime Prevention	\$---	\$---	---
Victim Reparations	---	---	---
Exploited Youth Programs	---	---	---
Trafficking Victim Programs	---	---	---
Investigation Costs	---	---	---
Court Costs	---	---	---
Salaries	---	---	---
Professional Services	---	---	---
Travel	---	---	---
Training	---	---	---
Other Operating Expenses	---	---	---
Capital Expenditures	---	---	---
Non-Profit or Other Programs	---	---	---
Other Expenditures	---	---	---
Total Expenditures	\$---	\$---	---
Estimated Value of All Held Property	---	\$---	---
Year-End Balance	---	10,348	---

*Entity with no data in 2023 and 2024 has no expenditures to report.

Menahga Police Department

Expenditures	2023 Expenditures	2024* Expenditures	Percent Change (\$)
Amount Received in the Previous Year	\$---	\$---	---
Expenditure Categories			
Crime Prevention	\$---	\$---	---
Victim Reparations	---	---	---
Exploited Youth Programs	---	---	---
Trafficking Victim Programs	---	---	---
Investigation Costs	---	---	---
Court Costs	---	---	---
Salaries	---	---	---
Professional Services	---	---	---
Travel	---	---	---
Training	---	---	---
Other Operating Expenses	---	---	---
Capital Expenditures	---	---	---
Non-Profit or Other Programs	---	---	---
Other Expenditures	---	---	---
Total Expenditures	\$---	\$---	---
Estimated Value of All Held Property	---	\$---	---
Year-End Balance	---	\$---	---

*Entity with no data in 2023 and 2024 has no expenditures to report.

Mendota Heights Police Department

Expenditures	2023 Expenditures	2024* Expenditures	Percent Change (\$)
Amount Received in the Previous Year	\$4,746	\$---	-100.0%
Expenditure Categories			
Crime Prevention	\$---	\$---	---
Victim Reparations	---	---	---
Exploited Youth Programs	---	---	---
Trafficking Victim Programs	---	---	---
Investigation Costs	---	---	---
Court Costs	---	---	---
Salaries	---	---	---
Professional Services	---	---	---
Travel	---	---	---
Training	---	---	---
Other Operating Expenses	---	---	---
Capital Expenditures	---	---	---
Non-Profit or Other Programs	---	---	---
Other Expenditures	---	---	---
Total Expenditures	\$---	\$---	---
Estimated Value of All Held Property	---	4,000	---
Year-End Balance	28,995	28,995	---

*Entity with no data in 2023 and 2024 has no expenditures to report.

Metropolitan Airports Commission Police Department

	2023	2024*	Percent
Expenditures	Expenditures	Expenditures	Change (\$)
Amount Received in the Previous Year	\$221,625	\$315,759	42.5%
Expenditure Categories			
Crime Prevention	\$---	\$---	---
Victim Reparations	---	---	---
Exploited Youth Programs	---	---	---
Trafficking Victim Programs	---	---	---
Investigation Costs	---	---	---
Court Costs	---	---	---
Salaries	---	---	---
Professional Services	58,500	4,585	-92.2%
Travel	27,021	9,798	-63.7%
Training	62,858	495	-99.2%
Other Operating Expenses	---	---	---
Capital Expenditures	304,872	307,767	0.9%
Non-Profit or Other Programs	---	---	---
Other Expenditures	368	356	-3.3%
Total Expenditures	\$453,619	\$323,001	-28.8%
Estimated Value of All Held Property	10,000	9,000	-10.0%
Year-End Balance	1,637,016	1,683,210	2.8%

*Entity with no data in 2023 and 2024 has no expenditures to report.

Metropolitan Transit Police

	2023	2024*	Percent
Expenditures	Expenditures	Expenditures	Change (\$)
Amount Received in the Previous Year	\$---	\$---	---
Expenditure Categories			
Crime Prevention	\$---	\$---	---
Victim Reparations	---	---	---
Exploited Youth Programs	---	---	---
Trafficking Victim Programs	---	---	---
Investigation Costs	---	---	---
Court Costs	---	---	---
Salaries	---	---	---
Professional Services	---	---	---
Travel	---	---	---
Training	---	---	---
Other Operating Expenses	---	---	---
Capital Expenditures	---	---	---
Non-Profit or Other Programs	---	---	---
Other Expenditures	---	---	---
Total Expenditures	\$---	\$---	---
Estimated Value of All Held Property	---	\$---	---
Year-End Balance	---	\$---	---

*Entity with no data in 2023 and 2024 has no expenditures to report.

Milaca Police Department

	2023	2024*	Percent
Expenditures	Expenditures	Expenditures	Change (\$)
Amount Received in the Previous Year	\$9,950	\$9,000	-9.5%
Expenditure Categories			
Crime Prevention	\$---	\$---	---
Victim Reparations	---	---	---
Exploited Youth Programs	---	---	---
Trafficking Victim Programs	---	---	---
Investigation Costs	---	---	---
Court Costs	2,625	---	-100.0%
Salaries	---	---	---
Professional Services	---	---	---
Travel	---	---	---
Training	---	---	---
Other Operating Expenses	---	---	---
Capital Expenditures	2,432	7,545	210.2%
Non-Profit or Other Programs	---	---	---
Other Expenditures	---	---	---
Total Expenditures	\$5,057	\$7,545	49.2%
Estimated Value of All Held Property	---	\$---	---
Year-End Balance	10,284	8,889	-13.6%

*Entity with no data in 2023 and 2024 has no expenditures to report.

Mille Lacs County Attorney's Office

	2023	2024*	Percent
Expenditures	Expenditures	Expenditures	Change (\$)
Amount Received in the Previous Year	\$14,048	\$6,192	-55.9%
Expenditure Categories			
Crime Prevention	\$---	\$---	---
Victim Reparations	---	---	---
Exploited Youth Programs	---	---	---
Trafficking Victim Programs	---	---	---
Investigation Costs	11	---	-100.0%
Court Costs	---	---	---
Salaries	---	---	---
Professional Services	---	---	---
Travel	---	---	---
Training	---	300	---
Other Operating Expenses	---	---	---
Capital Expenditures	---	---	---
Non-Profit or Other Programs	---	---	---
Other Expenditures	283	---	-100.0%
Total Expenditures	\$294	\$300	2.0%
Estimated Value of All Held Property	---	\$---	---
Year-End Balance	64,996	70,889	9.1%

*Entity with no data in 2023 and 2024 has no expenditures to report.

Mille Lacs County Sheriff's Office

Expenditures	2023 Expenditures	2024* Expenditures	Percent Change (\$)
Amount Received in the Previous Year	\$33,042	\$4,519	-86.3%
Expenditure Categories			
Crime Prevention	\$---	\$---	---
Victim Reparations	---	---	---
Exploited Youth Programs	---	---	---
Trafficking Victim Programs	---	---	---
Investigation Costs	---	---	---
Court Costs	---	---	---
Salaries	---	---	---
Professional Services	---	---	---
Travel	---	---	---
Training	---	---	---
Other Operating Expenses	---	---	---
Capital Expenditures	17,671	16,077	-9.0%
Non-Profit or Other Programs	---	---	---
Other Expenditures	---	---	---
Total Expenditures	\$17,671	\$16,077	-9.0%
Estimated Value of All Held Property	4,987	\$---	-100.0%
Year-End Balance	---	57,403	---

*Entity with no data in 2023 and 2024 has no expenditures to report.

Mille Lacs Tribal Police Department

Expenditures	2023 Expenditures	2024* Expenditures	Percent Change (\$)
Amount Received in the Previous Year	\$16,870	\$4,743	-71.9%
Expenditure Categories			
Crime Prevention	444	\$---	-100.0%
Victim Reparations	---	---	---
Exploited Youth Programs	---	---	---
Trafficking Victim Programs	---	---	---
Investigation Costs	---	---	---
Court Costs	---	---	---
Salaries	---	---	---
Professional Services	---	---	---
Travel	---	---	---
Training	---	---	---
Other Operating Expenses	---	---	---
Capital Expenditures	---	---	---
Non-Profit or Other Programs	---	---	---
Other Expenditures	---	---	---
Total Expenditures	\$444	\$---	-100.0%
Estimated Value of All Held Property	2,000	2,000	---
Year-End Balance	66,428	73,619	10.8%

*Entity with no data in 2023 and 2024 has no expenditures to report.

Minneapolis Park Police Department

Expenditures	2023 Expenditures	2024* Expenditures	Percent Change (\$)
Amount Received in the Previous Year	\$720	\$1,200	66.7%
Expenditure Categories			
Crime Prevention	\$---	\$---	---
Victim Reparations	---	---	---
Exploited Youth Programs	---	---	---
Trafficking Victim Programs	---	---	---
Investigation Costs	---	---	---
Court Costs	---	---	---
Salaries	---	---	---
Professional Services	---	---	---
Travel	---	---	---
Training	---	---	---
Other Operating Expenses	---	---	---
Capital Expenditures	---	---	---
Non-Profit or Other Programs	---	---	---
Other Expenditures	---	833	---
Total Expenditures	\$---	\$833	---
Estimated Value of All Held Property	---	\$---	---
Year-End Balance	18,864	19,231	1.9%

*Entity with no data in 2023 and 2024 has no expenditures to report.

Minneapolis Police Department

Expenditures	2023 Expenditures	2024* Expenditures	Percent Change (\$)
Amount Received in the Previous Year	\$12,329	\$357,194	2797.2%
Expenditure Categories			
Crime Prevention	12,330	\$---	-100.0%
Victim Reparations	---	---	---
Exploited Youth Programs	---	---	---
Trafficking Victim Programs	---	---	---
Investigation Costs	---	---	---
Court Costs	---	---	---
Salaries	---	4,121	---
Professional Services	---	---	---
Travel	---	---	---
Training	---	---	---
Other Operating Expenses	---	19,236	---
Capital Expenditures	---	542,175	---
Non-Profit or Other Programs	---	---	---
Other Expenditures	---	39,466	---
Total Expenditures	\$12,330	\$604,998	4806.7%
Estimated Value of All Held Property	\$---	5,000	---
Year-End Balance	\$---	2,763,911	---

*Entity with no data in 2023 and 2024 has no expenditures to report.

Minneota Police Department

Expenditures	2023 Expenditures	2024* Expenditures	Percent Change (\$)
Amount Received in the Previous Year	\$---	\$---	---
Expenditure Categories			
Crime Prevention	\$---	\$---	---
Victim Reparations	---	---	---
Exploited Youth Programs	---	---	---
Trafficking Victim Programs	---	---	---
Investigation Costs	---	---	---
Court Costs	---	---	---
Salaries	---	---	---
Professional Services	---	---	---
Travel	---	---	---
Training	---	---	---
Other Operating Expenses	---	---	---
Capital Expenditures	---	---	---
Non-Profit or Other Programs	---	---	---
Other Expenditures	---	---	---
Total Expenditures	\$---	\$---	---
Estimated Value of All Held Property	---	\$---	---
Year-End Balance	---	\$---	---

*Entity with no data in 2023 and 2024 has no expenditures to report.

Minnesota Department of Commerce Fraud Bureau

Expenditures	2023 Expenditures	2024* Expenditures	Percent Change (\$)
Amount Received in the Previous Year	\$---	\$---	---
Expenditure Categories			
Crime Prevention	\$---	\$---	---
Victim Reparations	---	---	---
Exploited Youth Programs	---	---	---
Trafficking Victim Programs	---	---	---
Investigation Costs	---	---	---
Court Costs	---	---	---
Salaries	---	---	---
Professional Services	---	---	---
Travel	---	---	---
Training	---	---	---
Other Operating Expenses	---	---	---
Capital Expenditures	---	---	---
Non-Profit or Other Programs	---	---	---
Other Expenditures	---	---	---
Total Expenditures	\$---	\$---	---
Estimated Value of All Held Property	---	\$---	---
Year-End Balance	---	\$---	---

*Entity with no data in 2023 and 2024 has no expenditures to report.

Minnesota Financial Crimes Task Force

Expenditures	2023 Expenditures	2024* Expenditures	Percent Change (\$)
Amount Received in the Previous Year	\$---	\$---	---
Expenditure Categories			
Crime Prevention	\$---	\$---	---
Victim Reparations	---	---	---
Exploited Youth Programs	---	---	---
Trafficking Victim Programs	---	---	---
Investigation Costs	---	---	---
Court Costs	---	---	---
Salaries	---	---	---
Professional Services	---	---	---
Travel	---	---	---
Training	---	---	---
Other Operating Expenses	---	---	---
Capital Expenditures	---	---	---
Non-Profit or Other Programs	---	---	---
Other Expenditures	---	---	---
Total Expenditures	\$---	\$---	---
Estimated Value of All Held Property	---	\$---	---
Year-End Balance	60,633	64,903	7.0%

*Entity with no data in 2023 and 2024 has no expenditures to report.

Minnesota River Valley Drug Task Force

Expenditures	2023 Expenditures	2024* Expenditures	Percent Change (\$)
Amount Received in the Previous Year	\$21,322	\$120,092	463.2%
Expenditure Categories			
Crime Prevention	\$---	\$---	---
Victim Reparations	---	---	---
Exploited Youth Programs	---	---	---
Trafficking Victim Programs	---	---	---
Investigation Costs	---	50,000	---
Court Costs	---	---	---
Salaries	---	---	---
Professional Services	---	---	---
Travel	---	50,000	---
Training	---	20,092	---
Other Operating Expenses	---	---	---
Capital Expenditures	---	---	---
Non-Profit or Other Programs	---	---	---
Other Expenditures	---	---	---
Total Expenditures	\$---	\$120,092	---
Estimated Value of All Held Property	---	\$---	---
Year-End Balance	21,322	\$---	-100.0%

*Entity with no data in 2023 and 2024 has no expenditures to report.

Minnesota State Patrol

	2023	2024*	Percent
Expenditures	Expenditures	Expenditures	Change (\$)
Amount Received in the Previous Year	\$602,760	\$507,168	-15.9%
Expenditure Categories			
Crime Prevention	\$---	\$---	---
Victim Reparations	---	---	---
Exploited Youth Programs	---	---	---
Trafficking Victim Programs	---	---	---
Investigation Costs	71,734	---	-100.0%
Court Costs	63,262	---	-100.0%
Salaries	743,855	604,447	-18.7%
Professional Services	349,534	---	-100.0%
Travel	66,508	21,162	-68.2%
Training	2,784	513	-81.6%
Other Operating Expenses	326,965	131,546	-59.8%
Capital Expenditures	36,200	89,073	146.1%
Non-Profit or Other Programs	---	---	---
Other Expenditures	---	---	---
Total Expenditures	\$1,660,842	\$846,741	-49.0%
Estimated Value of All Held Property	2,103,847	2,000,436	-4.9%
Year-End Balance	---	\$---	---

*Entity with no data in 2023 and 2024 has no expenditures to report.

Minnetonka Police Department

	2023	2024*	Percent
Expenditures	Expenditures	Expenditures	Change (\$)
Amount Received in the Previous Year	\$42,435	\$---	-100.0%
Expenditure Categories			
Crime Prevention	\$---	\$---	---
Victim Reparations	---	---	---
Exploited Youth Programs	---	---	---
Trafficking Victim Programs	---	---	---
Investigation Costs	---	---	---
Court Costs	9,500	2,680	-71.8%
Salaries	---	---	---
Professional Services	3,500	---	-100.0%
Travel	---	---	---
Training	2,500	---	-100.0%
Other Operating Expenses	1,305	---	-100.0%
Capital Expenditures	6,063	---	-100.0%
Non-Profit or Other Programs	---	---	---
Other Expenditures	---	---	---
Total Expenditures	\$22,868	\$2,680	-88.3%
Estimated Value of All Held Property	28,400	18,500	-34.9%
Year-End Balance	116,528	33,789	-71.0%

*Entity with no data in 2023 and 2024 has no expenditures to report.

Minnetrista Public Safety Department

	2023	2024*	Percent
Expenditures	Expenditures	Expenditures	Change (\$)
Amount Received in the Previous Year	\$70	\$---	-100.0%
Expenditure Categories			
Crime Prevention	\$---	\$---	---
Victim Reparations	---	---	---
Exploited Youth Programs	---	---	---
Trafficking Victim Programs	---	---	---
Investigation Costs	---	---	---
Court Costs	---	---	---
Salaries	---	---	---
Professional Services	---	---	---
Travel	---	---	---
Training	---	---	---
Other Operating Expenses	---	---	---
Capital Expenditures	944	---	-100.0%
Non-Profit or Other Programs	---	---	---
Other Expenditures	---	---	---
Total Expenditures	\$944	\$---	-100.0%
Estimated Value of All Held Property	---	\$---	---
Year-End Balance	61,261	\$---	-100.0%

*Entity with no data in 2023 and 2024 has no expenditures to report.

Montevideo Police Department

	2023	2024*	Percent
Expenditures	Expenditures	Expenditures	Change (\$)
Amount Received in the Previous Year	\$---	\$---	---
Expenditure Categories			
Crime Prevention	\$---	\$---	---
Victim Reparations	---	---	---
Exploited Youth Programs	---	---	---
Trafficking Victim Programs	---	---	---
Investigation Costs	---	---	---
Court Costs	---	---	---
Salaries	---	---	---
Professional Services	---	---	---
Travel	---	---	---
Training	---	---	---
Other Operating Expenses	---	---	---
Capital Expenditures	---	---	---
Non-Profit or Other Programs	---	---	---
Other Expenditures	---	---	---
Total Expenditures	\$---	\$---	---
Estimated Value of All Held Property	---	\$---	---
Year-End Balance	---	\$---	---

*Entity with no data in 2023 and 2024 has no expenditures to report.

Montgomery Police Department

Expenditures	2023 Expenditures	2024* Expenditures	Percent Change (\$)
Amount Received in the Previous Year	\$---	\$4,186	---
Expenditure Categories			
Crime Prevention	\$---	\$---	---
Victim Reparations	---	---	---
Exploited Youth Programs	---	---	---
Trafficking Victim Programs	---	---	---
Investigation Costs	---	---	---
Court Costs	---	---	---
Salaries	---	---	---
Professional Services	---	---	---
Travel	---	---	---
Training	---	---	---
Other Operating Expenses	---	---	---
Capital Expenditures	---	6,456	---
Non-Profit or Other Programs	---	---	---
Other Expenditures	---	---	---
Total Expenditures	\$---	\$6,456	---
Estimated Value of All Held Property	4,000	\$---	-100.0%
Year-End Balance	3,369	5,986	77.7%

*Entity with no data in 2023 and 2024 has no expenditures to report.

Moorhead Police Department

Expenditures	2023 Expenditures	2024* Expenditures	Percent Change (\$)
Amount Received in the Previous Year	\$83,567	\$12,467	-85.1%
Expenditure Categories			
Crime Prevention	\$---	\$---	---
Victim Reparations	---	---	---
Exploited Youth Programs	---	---	---
Trafficking Victim Programs	---	---	---
Investigation Costs	---	---	---
Court Costs	---	---	---
Salaries	---	---	---
Professional Services	---	---	---
Travel	---	---	---
Training	---	---	---
Other Operating Expenses	---	---	---
Capital Expenditures	64,500	---	-100.0%
Non-Profit or Other Programs	---	---	---
Other Expenditures	---	---	---
Total Expenditures	\$64,500	\$---	-100.0%
Estimated Value of All Held Property	7,000	\$---	-100.0%
Year-End Balance	512,908	\$---	-100.0%

*Entity with no data in 2023 and 2024 has no expenditures to report.

Morgan Police Department

Expenditures	2023 Expenditures	2024* Expenditures	Percent Change (\$)
Amount Received in the Previous Year	\$---	\$---	---
Expenditure Categories			
Crime Prevention	\$---	\$---	---
Victim Reparations	---	---	---
Exploited Youth Programs	---	---	---
Trafficking Victim Programs	---	---	---
Investigation Costs	---	---	---
Court Costs	---	---	---
Salaries	---	---	---
Professional Services	---	---	---
Travel	---	---	---
Training	---	---	---
Other Operating Expenses	---	---	---
Capital Expenditures	---	---	---
Non-Profit or Other Programs	---	---	---
Other Expenditures	---	---	---
Total Expenditures	\$---	\$---	---
Estimated Value of All Held Property	---	\$---	---
Year-End Balance	---	\$---	---

*Entity with no data in 2023 and 2024 has no expenditures to report.

Morrison County Attorney's Office

Expenditures	2023 Expenditures	2024* Expenditures	Percent Change (\$)
Amount Received in the Previous Year	\$2,051	\$2,742	33.7%
Expenditure Categories			
Crime Prevention	\$---	\$---	---
Victim Reparations	---	---	---
Exploited Youth Programs	---	---	---
Trafficking Victim Programs	---	---	---
Investigation Costs	---	---	---
Court Costs	---	---	---
Salaries	---	---	---
Professional Services	---	---	---
Travel	---	---	---
Training	---	---	---
Other Operating Expenses	---	---	---
Capital Expenditures	2,298	6,230	171.1%
Non-Profit or Other Programs	---	---	---
Other Expenditures	---	---	---
Total Expenditures	\$2,298	\$6,230	171.1%
Estimated Value of All Held Property	---	\$---	---
Year-End Balance	71,533	68,045	-4.9%

*Entity with no data in 2023 and 2024 has no expenditures to report.

Morrison County Sheriff's Office

Expenditures	2023 Expenditures	2024* Expenditures	Percent Change (\$)
Amount Received in the Previous Year	\$---	\$612	---
Expenditure Categories			
Crime Prevention	\$---	\$---	---
Victim Reparations	---	---	---
Exploited Youth Programs	---	---	---
Trafficking Victim Programs	---	---	---
Investigation Costs	1,500	---	-100.0%
Court Costs	---	---	---
Salaries	---	---	---
Professional Services	---	---	---
Travel	---	---	---
Training	1,714	612	-64.3%
Other Operating Expenses	---	---	---
Capital Expenditures	---	---	---
Non-Profit or Other Programs	---	---	---
Other Expenditures	---	---	---
Total Expenditures	\$3,214	\$612	-81.0%
Estimated Value of All Held Property	---	\$---	---
Year-End Balance	---	\$---	---

*Entity with no data in 2023 and 2024 has no expenditures to report.

Motley Police Department

Expenditures	2023 Expenditures	2024* Expenditures	Percent Change (\$)
Amount Received in the Previous Year	\$---	\$---	---
Expenditure Categories			
Crime Prevention	\$---	\$---	---
Victim Reparations	---	---	---
Exploited Youth Programs	---	---	---
Trafficking Victim Programs	---	---	---
Investigation Costs	---	---	---
Court Costs	---	---	---
Salaries	---	---	---
Professional Services	---	---	---
Travel	---	---	---
Training	---	---	---
Other Operating Expenses	---	---	---
Capital Expenditures	---	---	---
Non-Profit or Other Programs	---	---	---
Other Expenditures	---	---	---
Total Expenditures	\$---	\$---	---
Estimated Value of All Held Property	---	\$---	---
Year-End Balance	---	\$---	---

*Entity with no data in 2023 and 2024 has no expenditures to report.

Mounds View Police Department

Expenditures	2023 Expenditures	2024* Expenditures	Percent Change (\$)
Amount Received in the Previous Year	\$6,361	\$6,150	-3.3%
Expenditure Categories			
Crime Prevention	\$---	\$---	---
Victim Reparations	---	---	---
Exploited Youth Programs	---	---	---
Trafficking Victim Programs	---	---	---
Investigation Costs	---	---	---
Court Costs	---	1,293	---
Salaries	---	---	---
Professional Services	167	1,725	932.9%
Travel	---	---	---
Training	---	---	---
Other Operating Expenses	167	125	-25.1%
Capital Expenditures	9,115	---	-100.0%
Non-Profit or Other Programs	---	---	---
Other Expenditures	---	---	---
Total Expenditures	\$9,449	\$3,143	-66.7%
Estimated Value of All Held Property	65,928	34,117	-48.3%
Year-End Balance	29,540	33,509	13.4%

*Entity with no data in 2023 and 2024 has no expenditures to report.

Mountain Lake Police Department

Expenditures	2023 Expenditures	2024* Expenditures	Percent Change (\$)
Amount Received in the Previous Year	\$---	\$---	---
Expenditure Categories			
Crime Prevention	\$---	\$---	---
Victim Reparations	---	---	---
Exploited Youth Programs	---	---	---
Trafficking Victim Programs	---	---	---
Investigation Costs	---	---	---
Court Costs	---	---	---
Salaries	---	---	---
Professional Services	---	---	---
Travel	---	---	---
Training	---	---	---
Other Operating Expenses	---	---	---
Capital Expenditures	---	---	---
Non-Profit or Other Programs	---	---	---
Other Expenditures	---	---	---
Total Expenditures	\$---	\$---	---
Estimated Value of All Held Property	---	2,099	---
Year-End Balance	---	\$---	---

*Entity with no data in 2023 and 2024 has no expenditures to report.

Mower County Attorney's Office

Expenditures	2023 Expenditures	2024* Expenditures	Percent Change (\$)
Amount Received in the Previous Year	\$8,398	\$14,412	71.6%
Expenditure Categories			
Crime Prevention	\$---	438	---
Victim Reparations	---	---	---
Exploited Youth Programs	---	---	---
Trafficking Victim Programs	---	---	---
Investigation Costs	---	---	---
Court Costs	---	1,087	---
Salaries	---	---	---
Professional Services	---	264	---
Travel	---	1,922	---
Training	---	10,802	---
Other Operating Expenses	1,100	---	-100.0%
Capital Expenditures	2,080	3,406	63.8%
Non-Profit or Other Programs	---	---	---
Other Expenditures	---	---	---
Total Expenditures	\$3,180	\$17,919	463.5%
Estimated Value of All Held Property	---	\$---	---
Year-End Balance	84,655	84,303	-0.4%

*Entity with no data in 2023 and 2024 has no expenditures to report.

Mower County Sheriff's Office

Expenditures	2023 Expenditures	2024* Expenditures	Percent Change (\$)
Amount Received in the Previous Year	\$4,575	\$1,717	-62.5%
Expenditure Categories			
Crime Prevention	\$---	\$---	---
Victim Reparations	---	---	---
Exploited Youth Programs	---	---	---
Trafficking Victim Programs	---	---	---
Investigation Costs	---	---	---
Court Costs	---	---	---
Salaries	---	---	---
Professional Services	---	---	---
Travel	---	---	---
Training	---	---	---
Other Operating Expenses	---	---	---
Capital Expenditures	---	---	---
Non-Profit or Other Programs	---	---	---
Other Expenditures	5,147	804	-84.4%
Total Expenditures	\$5,147	\$804	-84.4%
Estimated Value of All Held Property	800	275	-65.6%
Year-End Balance	---	\$---	---

*Entity with no data in 2023 and 2024 has no expenditures to report.

Murray County Attorney's Office

Expenditures	2023 Expenditures	2024* Expenditures	Percent Change (\$)
Amount Received in the Previous Year	\$152	\$---	-100.0%
Expenditure Categories			
Crime Prevention	\$---	\$---	---
Victim Reparations	---	---	---
Exploited Youth Programs	---	---	---
Trafficking Victim Programs	---	---	---
Investigation Costs	---	---	---
Court Costs	---	---	---
Salaries	---	---	---
Professional Services	---	---	---
Travel	---	---	---
Training	---	---	---
Other Operating Expenses	---	---	---
Capital Expenditures	---	---	---
Non-Profit or Other Programs	---	---	---
Other Expenditures	---	---	---
Total Expenditures	\$---	\$---	---
Estimated Value of All Held Property	---	\$---	---
Year-End Balance	2,421	2,422	0.0%

*Entity with no data in 2023 and 2024 has no expenditures to report.

Murray County Sheriff's Office

Expenditures	2023 Expenditures	2024* Expenditures	Percent Change (\$)
Amount Received in the Previous Year	\$9,316	\$---	-100.0%
Expenditure Categories			
Crime Prevention	\$---	\$---	---
Victim Reparations	---	---	---
Exploited Youth Programs	---	---	---
Trafficking Victim Programs	---	---	---
Investigation Costs	---	---	---
Court Costs	---	---	---
Salaries	---	---	---
Professional Services	---	---	---
Travel	---	---	---
Training	---	---	---
Other Operating Expenses	---	---	---
Capital Expenditures	---	---	---
Non-Profit or Other Programs	---	---	---
Other Expenditures	---	---	---
Total Expenditures	\$---	\$---	---
Estimated Value of All Held Property	---	\$---	---
Year-End Balance	---	\$---	---

*Entity with no data in 2023 and 2024 has no expenditures to report.

Nashwauck Police Department

Expenditures	2023 Expenditures	2024* Expenditures	Percent Change (\$)
Amount Received in the Previous Year	\$17,967	\$---	-100.0%
Expenditure Categories			
Crime Prevention	\$---	\$---	---
Victim Reparations	---	---	---
Exploited Youth Programs	---	---	---
Trafficking Victim Programs	---	---	---
Investigation Costs	---	---	---
Court Costs	---	---	---
Salaries	---	---	---
Professional Services	---	---	---
Travel	---	---	---
Training	---	---	---
Other Operating Expenses	---	---	---
Capital Expenditures	---	10,794	---
Non-Profit or Other Programs	---	---	---
Other Expenditures	---	---	---
Total Expenditures	\$---	\$10,794	---
Estimated Value of All Held Property	55,830	\$---	-100.0%
Year-End Balance	38,091	42,511	11.6%

*Entity with no data in 2023 and 2024 has no expenditures to report.

New Brighton Department of Public Safety

Expenditures	2023 Expenditures	2024* Expenditures	Percent Change (\$)
Amount Received in the Previous Year	\$5	\$2,511	50120.0%
Expenditure Categories			
Crime Prevention	\$---	\$---	---
Victim Reparations	---	---	---
Exploited Youth Programs	---	---	---
Trafficking Victim Programs	---	---	---
Investigation Costs	---	---	---
Court Costs	---	---	---
Salaries	---	---	---
Professional Services	---	---	---
Travel	---	---	---
Training	---	---	---
Other Operating Expenses	---	83	---
Capital Expenditures	---	---	---
Non-Profit or Other Programs	---	---	---
Other Expenditures	---	---	---
Total Expenditures	\$---	\$83	---
Estimated Value of All Held Property	---	3,000	---
Year-End Balance	70,271	72,401	3.0%

*Entity with no data in 2023 and 2024 has no expenditures to report.

New Hope Police Department

Expenditures	2023 Expenditures	2024* Expenditures	Percent Change (\$)
Amount Received in the Previous Year	\$---	\$---	---
Expenditure Categories			
Crime Prevention	\$---	\$---	---
Victim Reparations	---	---	---
Exploited Youth Programs	---	---	---
Trafficking Victim Programs	---	---	---
Investigation Costs	---	---	---
Court Costs	---	---	---
Salaries	---	---	---
Professional Services	---	---	---
Travel	---	---	---
Training	---	---	---
Other Operating Expenses	---	---	---
Capital Expenditures	---	---	---
Non-Profit or Other Programs	---	---	---
Other Expenditures	---	---	---
Total Expenditures	\$---	\$---	---
Estimated Value of All Held Property	---	\$---	---
Year-End Balance	46,065	46,065	---

*Entity with no data in 2023 and 2024 has no expenditures to report.

New Prague Police Department

Expenditures	2023 Expenditures	2024* Expenditures	Percent Change (\$)
Amount Received in the Previous Year	\$6,843	\$16,500	141.1%
Expenditure Categories			
Crime Prevention	\$---	\$---	---
Victim Reparations	---	---	---
Exploited Youth Programs	---	---	---
Trafficking Victim Programs	---	---	---
Investigation Costs	---	---	---
Court Costs	---	---	---
Salaries	---	---	---
Professional Services	---	---	---
Travel	---	---	---
Training	---	---	---
Other Operating Expenses	---	---	---
Capital Expenditures	---	2,962	---
Non-Profit or Other Programs	---	---	---
Other Expenditures	---	2,846	---
Total Expenditures	\$---	\$5,808	---
Estimated Value of All Held Property	6,843	\$---	-100.0%
Year-End Balance	11,752	17,557	49.4%

*Entity with no data in 2023 and 2024 has no expenditures to report.

New Richland Police Department

Expenditures	2023 Expenditures	2024* Expenditures	Percent Change (\$)
Amount Received in the Previous Year	\$400	\$---	-100.0%
Expenditure Categories			
Crime Prevention	\$---	\$---	---
Victim Reparations	---	---	---
Exploited Youth Programs	---	---	---
Trafficking Victim Programs	---	---	---
Investigation Costs	---	---	---
Court Costs	---	---	---
Salaries	---	---	---
Professional Services	---	---	---
Travel	---	---	---
Training	---	---	---
Other Operating Expenses	---	---	---
Capital Expenditures	---	---	---
Non-Profit or Other Programs	---	---	---
Other Expenditures	---	---	---
Total Expenditures	\$---	\$---	---
Estimated Value of All Held Property	---	\$---	---
Year-End Balance	400	400	---

*Entity with no data in 2023 and 2024 has no expenditures to report.

New Ulm Police Department

Expenditures	2023 Expenditures	2024* Expenditures	Percent Change (\$)
Amount Received in the Previous Year	\$31,189	\$3,231	-89.6%
Expenditure Categories			
Crime Prevention	\$---	\$---	---
Victim Reparations	---	---	---
Exploited Youth Programs	---	---	---
Trafficking Victim Programs	---	---	---
Investigation Costs	---	---	---
Court Costs	4,157	---	-100.0%
Salaries	---	---	---
Professional Services	---	---	---
Travel	---	---	---
Training	---	---	---
Other Operating Expenses	---	---	---
Capital Expenditures	---	---	---
Non-Profit or Other Programs	---	---	---
Other Expenditures	---	---	---
Total Expenditures	\$4,157	\$---	-100.0%
Estimated Value of All Held Property	---	2,802	---
Year-End Balance	71,082	77,061	8.4%

*Entity with no data in 2023 and 2024 has no expenditures to report.

New York Mills Police Department

Expenditures	2023 Expenditures	2024* Expenditures	Percent Change (\$)
Amount Received in the Previous Year	\$---	\$---	---
Expenditure Categories			
Crime Prevention	\$---	\$---	---
Victim Reparations	---	---	---
Exploited Youth Programs	---	---	---
Trafficking Victim Programs	---	---	---
Investigation Costs	---	---	---
Court Costs	---	---	---
Salaries	---	---	---
Professional Services	---	---	---
Travel	---	---	---
Training	---	---	---
Other Operating Expenses	---	---	---
Capital Expenditures	---	---	---
Non-Profit or Other Programs	---	---	---
Other Expenditures	---	---	---
Total Expenditures	\$---	\$---	---
Estimated Value of All Held Property	---	\$---	---
Year-End Balance	---	\$---	---

*Entity with no data in 2023 and 2024 has no expenditures to report.

Nicollet County Attorney's Office

Expenditures	2023 Expenditures	2024* Expenditures	Percent Change (\$)
Amount Received in the Previous Year	\$8,835	\$43	-99.5%
Expenditure Categories			
Crime Prevention	600	685	14.2%
Victim Reparations	---	---	---
Exploited Youth Programs	---	---	---
Trafficking Victim Programs	---	---	---
Investigation Costs	---	---	---
Court Costs	---	---	---
Salaries	---	---	---
Professional Services	---	469	---
Travel	---	---	---
Training	100	150	50.0%
Other Operating Expenses	---	---	---
Capital Expenditures	---	---	---
Non-Profit or Other Programs	---	---	---
Other Expenditures	---	---	---
Total Expenditures	\$700	\$1,304	86.3%
Estimated Value of All Held Property	---	\$---	---
Year-End Balance	65,780	64,520	-1.9%

*Entity with no data in 2023 and 2024 has no expenditures to report.

Nicollet County Sheriff's Office

Expenditures	2023 Expenditures	2024* Expenditures	Percent Change (\$)
Amount Received in the Previous Year	\$12,981	\$---	-100.0%
Expenditure Categories			
Crime Prevention	\$---	\$---	---
Victim Reparations	---	---	---
Exploited Youth Programs	---	---	---
Trafficking Victim Programs	---	---	---
Investigation Costs	---	---	---
Court Costs	---	---	---
Salaries	---	---	---
Professional Services	---	---	---
Travel	---	---	---
Training	---	---	---
Other Operating Expenses	---	---	---
Capital Expenditures	---	---	---
Non-Profit or Other Programs	---	---	---
Other Expenditures	---	---	---
Total Expenditures	\$---	\$---	---
Estimated Value of All Held Property	---	\$---	---
Year-End Balance	14,063	\$---	-100.0%

*Entity with no data in 2023 and 2024 has no expenditures to report.

Nisswa Police Department

Expenditures	2023 Expenditures	2024* Expenditures	Percent Change (\$)
Amount Received in the Previous Year	\$606	\$1,650	172.3%
Expenditure Categories			
Crime Prevention	\$---	\$---	---
Victim Reparations	---	---	---
Exploited Youth Programs	---	---	---
Trafficking Victim Programs	---	---	---
Investigation Costs	---	---	---
Court Costs	96	---	-100.0%
Salaries	---	---	---
Professional Services	---	---	---
Travel	---	---	---
Training	---	2,500	---
Other Operating Expenses	7	29	314.3%
Capital Expenditures	---	1,650	---
Non-Profit or Other Programs	---	---	---
Other Expenditures	---	---	---
Total Expenditures	\$103	\$4,179	3957.3%
Estimated Value of All Held Property	6,700	16,155	141.1%
Year-End Balance	29,990	25,811	-13.9%

*Entity with no data in 2023 and 2024 has no expenditures to report.

Nobles County Attorney's Office

Expenditures	2023 Expenditures	2024* Expenditures	Percent Change (\$)
Amount Received in the Previous Year	\$10,808	\$20,436	89.1%
Expenditure Categories			
Crime Prevention	\$---	\$---	---
Victim Reparations	---	---	---
Exploited Youth Programs	---	---	---
Trafficking Victim Programs	---	---	---
Investigation Costs	---	---	---
Court Costs	129	---	-100.0%
Salaries	---	---	---
Professional Services	---	19,055	---
Travel	1,846	---	-100.0%
Training	200	430	115.0%
Other Operating Expenses	---	120	---
Capital Expenditures	1,700	2,014	18.5%
Non-Profit or Other Programs	6,000	2,434	-59.4%
Other Expenditures	---	---	---
Total Expenditures	\$9,875	\$24,053	143.6%
Estimated Value of All Held Property	933	\$---	-100.0%
Year-End Balance	88,216	84,599	-4.1%

*Entity with no data in 2023 and 2024 has no expenditures to report.

Nobles County Sheriff's Office

Expenditures	2023 Expenditures	2024* Expenditures	Percent Change (\$)
Amount Received in the Previous Year	\$---	\$220	---
Expenditure Categories			
Crime Prevention	\$---	\$---	---
Victim Reparations	---	---	---
Exploited Youth Programs	---	---	---
Trafficking Victim Programs	---	---	---
Investigation Costs	---	---	---
Court Costs	---	---	---
Salaries	---	---	---
Professional Services	---	---	---
Travel	---	---	---
Training	---	---	---
Other Operating Expenses	---	---	---
Capital Expenditures	---	---	---
Non-Profit or Other Programs	---	---	---
Other Expenditures	---	---	---
Total Expenditures	\$---	\$---	---
Estimated Value of All Held Property	2,192	437	-80.1%
Year-End Balance	\$---	220	---

*Entity with no data in 2023 and 2024 has no expenditures to report.

Norman County Attorney's Office

Expenditures	2023 Expenditures	2024* Expenditures	Percent Change (\$)
Amount Received in the Previous Year	\$475	\$---	-100.0%
Expenditure Categories			
Crime Prevention	\$---	\$---	---
Victim Reparations	---	---	---
Exploited Youth Programs	---	---	---
Trafficking Victim Programs	---	---	---
Investigation Costs	---	---	---
Court Costs	---	---	---
Salaries	---	---	---
Professional Services	---	---	---
Travel	---	---	---
Training	---	---	---
Other Operating Expenses	---	---	---
Capital Expenditures	---	---	---
Non-Profit or Other Programs	---	---	---
Other Expenditures	---	---	---
Total Expenditures	\$---	\$---	---
Estimated Value of All Held Property	---	\$---	---
Year-End Balance	1,508	7,544	400.3%

*Entity with no data in 2023 and 2024 has no expenditures to report.

Norman County Sheriff's Office

Expenditures	2023 Expenditures	2024* Expenditures	Percent Change (\$)
Amount Received in the Previous Year	\$---	\$---	---
Expenditure Categories			
Crime Prevention	\$---	\$---	---
Victim Reparations	---	---	---
Exploited Youth Programs	---	---	---
Trafficking Victim Programs	---	---	---
Investigation Costs	---	---	---
Court Costs	---	---	---
Salaries	---	---	---
Professional Services	---	---	---
Travel	---	---	---
Training	---	---	---
Other Operating Expenses	---	---	---
Capital Expenditures	---	---	---
Non-Profit or Other Programs	---	---	---
Other Expenditures	---	---	---
Total Expenditures	\$---	\$---	---
Estimated Value of All Held Property	---	\$---	---
Year-End Balance	---	\$---	---

*Entity with no data in 2023 and 2024 has no expenditures to report.

North Branch Police Department

Expenditures	2023 Expenditures	2024* Expenditures	Percent Change (\$)
Amount Received in the Previous Year	\$---	\$---	---
Expenditure Categories			
Crime Prevention	\$---	\$---	---
Victim Reparations	---	---	---
Exploited Youth Programs	---	---	---
Trafficking Victim Programs	---	---	---
Investigation Costs	---	---	---
Court Costs	---	---	---
Salaries	---	---	---
Professional Services	---	---	---
Travel	---	---	---
Training	---	---	---
Other Operating Expenses	---	---	---
Capital Expenditures	---	1,009	---
Non-Profit or Other Programs	---	---	---
Other Expenditures	---	---	---
Total Expenditures	\$---	\$1,009	---
Estimated Value of All Held Property	---	\$---	---
Year-End Balance	---	865	---

*Entity with no data in 2023 and 2024 has no expenditures to report.

North Mankato Police Department

Expenditures	2023 Expenditures	2024* Expenditures	Percent Change (\$)
Amount Received in the Previous Year	\$3,821	\$---	-100.0%
Expenditure Categories			
Crime Prevention	\$---	\$---	---
Victim Reparations	---	---	---
Exploited Youth Programs	---	---	---
Trafficking Victim Programs	---	---	---
Investigation Costs	---	---	---
Court Costs	782	---	-100.0%
Salaries	---	---	---
Professional Services	---	---	---
Travel	---	---	---
Training	---	---	---
Other Operating Expenses	91	---	-100.0%
Capital Expenditures	10,770	5,000	-53.6%
Non-Profit or Other Programs	---	---	---
Other Expenditures	---	---	---
Total Expenditures	\$11,643	\$5,000	-57.1%
Estimated Value of All Held Property	---	500	---
Year-End Balance	9,645	3,997	-58.6%

*Entity with no data in 2023 and 2024 has no expenditures to report.

North Saint Paul Police Department

	2023	2024*	Percent
Expenditures	Expenditures	Expenditures	Change (\$)
Amount Received in the Previous Year	\$328	\$---	-100.0%
Expenditure Categories			
Crime Prevention	\$---	\$---	---
Victim Reparations	---	---	---
Exploited Youth Programs	---	---	---
Trafficking Victim Programs	---	---	---
Investigation Costs	---	---	---
Court Costs	---	---	---
Salaries	---	---	---
Professional Services	---	---	---
Travel	---	---	---
Training	---	---	---
Other Operating Expenses	---	---	---
Capital Expenditures	735	---	-100.0%
Non-Profit or Other Programs	---	---	---
Other Expenditures	---	---	---
Total Expenditures	\$735	\$---	-100.0%
Estimated Value of All Held Property	1,255	\$---	-100.0%
Year-End Balance	11,953	\$---	-100.0%

*Entity with no data in 2023 and 2024 has no expenditures to report.

Northfield Police Department

	2023	2024*	Percent
Expenditures	Expenditures	Expenditures	Change (\$)
Amount Received in the Previous Year	\$---	\$9,272	---
Expenditure Categories			
Crime Prevention	\$---	\$---	---
Victim Reparations	---	---	---
Exploited Youth Programs	---	---	---
Trafficking Victim Programs	---	---	---
Investigation Costs	---	---	---
Court Costs	---	---	---
Salaries	---	---	---
Professional Services	---	---	---
Travel	---	---	---
Training	---	---	---
Other Operating Expenses	---	---	---
Capital Expenditures	---	---	---
Non-Profit or Other Programs	---	---	---
Other Expenditures	1,792	9,359	422.3%
Total Expenditures	\$1,792	\$9,359	422.3%
Estimated Value of All Held Property	---	\$---	---
Year-End Balance	31,407	31,220	-0.6%

*Entity with no data in 2023 and 2024 has no expenditures to report.

Northwest Metro Drug Task Force

	2023	2024*	Percent
Expenditures	Expenditures	Expenditures	Change (\$)
Amount Received in the Previous Year	\$139,166	\$---	-100.0%
Expenditure Categories			
Crime Prevention	\$---	\$---	---
Victim Reparations	---	---	---
Exploited Youth Programs	---	---	---
Trafficking Victim Programs	---	---	---
Investigation Costs	---	---	---
Court Costs	---	---	---
Salaries	1,311	---	-100.0%
Professional Services	57,631	13,000	-77.4%
Travel	---	---	---
Training	190	---	-100.0%
Other Operating Expenses	46,221	1,546	-96.7%
Capital Expenditures	---	---	---
Non-Profit or Other Programs	---	---	---
Other Expenditures	---	---	---
Total Expenditures	\$105,353	\$14,546	-86.2%
Estimated Value of All Held Property	167,508	167,508	---
Year-End Balance	667,366	682,490	2.3%

*Entity with no data in 2023 and 2024 has no expenditures to report.

Oak Park Heights Police Department

	2023	2024*	Percent
Expenditures	Expenditures	Expenditures	Change (\$)
Amount Received in the Previous Year	\$---	\$---	---
Expenditure Categories			
Crime Prevention	\$---	\$---	---
Victim Reparations	---	---	---
Exploited Youth Programs	---	---	---
Trafficking Victim Programs	---	---	---
Investigation Costs	---	---	---
Court Costs	---	---	---
Salaries	---	---	---
Professional Services	---	---	---
Travel	---	---	---
Training	---	---	---
Other Operating Expenses	---	---	---
Capital Expenditures	2,040	---	-100.0%
Non-Profit or Other Programs	---	---	---
Other Expenditures	---	---	---
Total Expenditures	\$2,040	\$---	-100.0%
Estimated Value of All Held Property	---	\$---	---
Year-End Balance	14,026	14,026	---

*Entity with no data in 2023 and 2024 has no expenditures to report.

Oakdale Police Department

Expenditures	2023 Expenditures	2024* Expenditures	Percent Change (\$)
Amount Received in the Previous Year	\$13,465	\$---	-100.0%
Expenditure Categories			
Crime Prevention	\$---	\$---	---
Victim Reparations	---	---	---
Exploited Youth Programs	---	---	---
Trafficking Victim Programs	---	---	---
Investigation Costs	---	---	---
Court Costs	---	---	---
Salaries	---	---	---
Professional Services	---	---	---
Travel	---	---	---
Training	---	---	---
Other Operating Expenses	---	---	---
Capital Expenditures	---	---	---
Non-Profit or Other Programs	---	---	---
Other Expenditures	---	---	---
Total Expenditures	\$---	\$---	---
Estimated Value of All Held Property	2,633	2,100	-20.2%
Year-End Balance	9,425	137,304	1356.8%

*Entity with no data in 2023 and 2024 has no expenditures to report.

Olivia Police Department

Expenditures	2023 Expenditures	2024* Expenditures	Percent Change (\$)
Amount Received in the Previous Year	\$6,650	\$300	-95.5%
Expenditure Categories			
Crime Prevention	\$---	\$---	---
Victim Reparations	---	---	---
Exploited Youth Programs	---	---	---
Trafficking Victim Programs	---	---	---
Investigation Costs	---	---	---
Court Costs	---	---	---
Salaries	---	---	---
Professional Services	---	---	---
Travel	---	---	---
Training	---	---	---
Other Operating Expenses	---	---	---
Capital Expenditures	2,011	---	-100.0%
Non-Profit or Other Programs	---	---	---
Other Expenditures	---	---	---
Total Expenditures	\$2,011	\$---	-100.0%
Estimated Value of All Held Property	4,639	4,000	-13.8%
Year-End Balance	16,963	14,793	-12.8%

*Entity with no data in 2023 and 2024 has no expenditures to report.

Olmsted County Attorney's Office

Expenditures	2023 Expenditures	2024* Expenditures	Percent Change (\$)
Amount Received in the Previous Year	\$15,584	\$18,642	19.6%
Expenditure Categories			
Crime Prevention	\$---	\$---	---
Victim Reparations	---	---	---
Exploited Youth Programs	---	---	---
Trafficking Victim Programs	---	---	---
Investigation Costs	---	---	---
Court Costs	---	---	---
Salaries	3,385	---	-100.0%
Professional Services	1,682	---	-100.0%
Travel	5,896	952	-83.9%
Training	3,983	1,428	-64.1%
Other Operating Expenses	1,366	796	-41.7%
Capital Expenditures	---	---	---
Non-Profit or Other Programs	---	1,500	---
Other Expenditures	---	---	---
Total Expenditures	\$16,312	\$4,676	-71.3%
Estimated Value of All Held Property	---	\$---	---
Year-End Balance	48,716	58,866	20.8%

*Entity with no data in 2023 and 2024 has no expenditures to report.

Olmsted County Sheriff's Office

Expenditures	2023 Expenditures	2024* Expenditures	Percent Change (\$)
Amount Received in the Previous Year	\$5,215	\$8,031	54.0%
Expenditure Categories			
Crime Prevention	\$---	\$---	---
Victim Reparations	---	---	---
Exploited Youth Programs	---	---	---
Trafficking Victim Programs	---	---	---
Investigation Costs	---	---	---
Court Costs	1,117	---	-100.0%
Salaries	---	---	---
Professional Services	---	---	---
Travel	---	---	---
Training	3,818	490	-87.2%
Other Operating Expenses	130	443	240.8%
Capital Expenditures	5,196	---	-100.0%
Non-Profit or Other Programs	---	---	---
Other Expenditures	1,727	3,414	97.7%
Total Expenditures	\$11,988	\$4,347	-63.7%
Estimated Value of All Held Property	---	\$---	---
Year-End Balance	26,878	33,533	24.8%

*Entity with no data in 2023 and 2024 has no expenditures to report.

Onamia Police Department

	2023	2024*	Percent
Expenditures	Expenditures	Expenditures	Change (\$)
Amount Received in the Previous Year	\$200	\$5,527	2663.5%
Expenditure Categories			
Crime Prevention	50	\$---	-100.0%
Victim Reparations	---	---	---
Exploited Youth Programs	---	---	---
Trafficking Victim Programs	---	---	---
Investigation Costs	---	---	---
Court Costs	---	---	---
Salaries	---	---	---
Professional Services	---	---	---
Travel	---	1,189	---
Training	150	1,651	1000.7%
Other Operating Expenses	---	170	---
Capital Expenditures	---	3,640	---
Non-Profit or Other Programs	---	---	---
Other Expenditures	---	---	---
Total Expenditures	\$200	\$6,650	3225.0%
Estimated Value of All Held Property	1,250	\$---	-100.0%
Year-End Balance	---	\$---	---

*Entity with no data in 2023 and 2024 has no expenditures to report.

Orono Police Department

	2023	2024*	Percent
Expenditures	Expenditures	Expenditures	Change (\$)
Amount Received in the Previous Year	\$---	\$---	---
Expenditure Categories			
Crime Prevention	\$---	\$---	---
Victim Reparations	---	---	---
Exploited Youth Programs	---	---	---
Trafficking Victim Programs	---	---	---
Investigation Costs	---	---	---
Court Costs	---	---	---
Salaries	---	---	---
Professional Services	---	---	---
Travel	---	---	---
Training	---	---	---
Other Operating Expenses	---	---	---
Capital Expenditures	---	---	---
Non-Profit or Other Programs	---	---	---
Other Expenditures	---	---	---
Total Expenditures	\$---	\$---	---
Estimated Value of All Held Property	---	\$---	---
Year-End Balance	---	\$---	---

*Entity with no data in 2023 and 2024 has no expenditures to report.

Osakis Police Department

	2023	2024*	Percent
Expenditures	Expenditures	Expenditures	Change (\$)
Amount Received in the Previous Year	\$---	\$150	---
Expenditure Categories			
Crime Prevention	\$---	\$---	---
Victim Reparations	---	---	---
Exploited Youth Programs	---	---	---
Trafficking Victim Programs	---	---	---
Investigation Costs	---	---	---
Court Costs	---	150	---
Salaries	---	---	---
Professional Services	---	---	---
Travel	---	---	---
Training	---	---	---
Other Operating Expenses	---	---	---
Capital Expenditures	---	---	---
Non-Profit or Other Programs	---	---	---
Other Expenditures	---	---	---
Total Expenditures	\$---	\$150	---
Estimated Value of All Held Property	3,000	\$---	-100.0%
Year-End Balance	---	\$---	---

*Entity with no data in 2023 and 2024 has no expenditures to report.

Osseo Police Department

	2023	2024*	Percent
Expenditures	Expenditures	Expenditures	Change (\$)
Amount Received in the Previous Year	\$---	\$---	---
Expenditure Categories			
Crime Prevention	\$---	\$---	---
Victim Reparations	---	---	---
Exploited Youth Programs	---	---	---
Trafficking Victim Programs	---	---	---
Investigation Costs	---	---	---
Court Costs	---	---	---
Salaries	---	---	---
Professional Services	---	---	---
Travel	---	---	---
Training	---	645	---
Other Operating Expenses	---	---	---
Capital Expenditures	---	3,475	---
Non-Profit or Other Programs	---	---	---
Other Expenditures	---	1,874	---
Total Expenditures	\$---	\$5,994	---
Estimated Value of All Held Property	---	\$---	---
Year-End Balance	19,244	4,744	-75.3%

*Entity with no data in 2023 and 2024 has no expenditures to report.

Otter Tail County Attorney's Office

Expenditures	2023 Expenditures	2024* Expenditures	Percent Change (\$)
Amount Received in the Previous Year	\$11,015	\$5,722	-48.1%
Expenditure Categories			
Crime Prevention	\$---	\$---	---
Victim Reparations	---	---	---
Exploited Youth Programs	---	---	---
Trafficking Victim Programs	---	---	---
Investigation Costs	---	---	---
Court Costs	---	---	---
Salaries	---	---	---
Professional Services	175	---	-100.0%
Travel	---	---	---
Training	3,295	5,742	74.3%
Other Operating Expenses	---	---	---
Capital Expenditures	---	---	---
Non-Profit or Other Programs	---	---	---
Other Expenditures	---	---	---
Total Expenditures	\$3,470	\$5,742	65.5%
Estimated Value of All Held Property	---	\$---	---
Year-End Balance	137,337	\$---	-100.0%

*Entity with no data in 2023 and 2024 has no expenditures to report.

Otter Tail County Sheriff's Office

Expenditures	2023 Expenditures	2024* Expenditures	Percent Change (\$)
Amount Received in the Previous Year	\$64,433	\$---	-100.0%
Expenditure Categories			
Crime Prevention	\$---	\$---	---
Victim Reparations	---	---	---
Exploited Youth Programs	---	---	---
Trafficking Victim Programs	---	---	---
Investigation Costs	---	---	---
Court Costs	---	---	---
Salaries	---	---	---
Professional Services	---	---	---
Travel	---	---	---
Training	---	---	---
Other Operating Expenses	---	---	---
Capital Expenditures	---	---	---
Non-Profit or Other Programs	---	---	---
Other Expenditures	---	---	---
Total Expenditures	\$---	\$---	---
Estimated Value of All Held Property	25,724	\$---	-100.0%
Year-End Balance	111,118	\$---	-100.0%

*Entity with no data in 2023 and 2024 has no expenditures to report.

Owatonna Police Department

Expenditures	2023 Expenditures	2024* Expenditures	Percent Change (\$)
Amount Received in the Previous Year	\$18,616	\$52,249	180.7%
Expenditure Categories			
Crime Prevention	500	774	54.8%
Victim Reparations	---	---	---
Exploited Youth Programs	---	---	---
Trafficking Victim Programs	---	---	---
Investigation Costs	---	---	---
Court Costs	2,376	11,804	396.8%
Salaries	---	---	---
Professional Services	---	---	---
Travel	391	459	17.4%
Training	193	---	-100.0%
Other Operating Expenses	---	2,127	---
Capital Expenditures	5,842	---	-100.0%
Non-Profit or Other Programs	---	---	---
Other Expenditures	2,103	---	-100.0%
Total Expenditures	\$11,405	\$15,164	33.0%
Estimated Value of All Held Property	80,162	15,600	-80.5%
Year-End Balance	7,211	34,124	373.2%

*Entity with no data in 2023 and 2024 has no expenditures to report.

Park Rapids Police Department

Expenditures	2023 Expenditures	2024* Expenditures	Percent Change (\$)
Amount Received in the Previous Year	\$---	\$6,235	---
Expenditure Categories			
Crime Prevention	\$---	\$---	---
Victim Reparations	---	---	---
Exploited Youth Programs	---	---	---
Trafficking Victim Programs	---	---	---
Investigation Costs	---	---	---
Court Costs	---	1,922	---
Salaries	---	---	---
Professional Services	---	---	---
Travel	---	---	---
Training	---	---	---
Other Operating Expenses	---	---	---
Capital Expenditures	---	---	---
Non-Profit or Other Programs	---	---	---
Other Expenditures	---	---	---
Total Expenditures	\$---	\$1,922	---
Estimated Value of All Held Property	19,500	12,000	-38.5%
Year-End Balance	12,269	16,758	36.6%

*Entity with no data in 2023 and 2024 has no expenditures to report.

Parkers Prairie Police Department

Expenditures	2023 Expenditures	2024* Expenditures	Percent Change (\$)
Amount Received in the Previous Year	\$---	\$---	---
Expenditure Categories			
Crime Prevention	\$---	\$---	---
Victim Reparations	---	---	---
Exploited Youth Programs	---	---	---
Trafficking Victim Programs	---	---	---
Investigation Costs	---	---	---
Court Costs	---	---	---
Salaries	---	---	---
Professional Services	---	---	---
Travel	---	---	---
Training	---	---	---
Other Operating Expenses	---	---	---
Capital Expenditures	---	660	---
Non-Profit or Other Programs	---	---	---
Other Expenditures	---	---	---
Total Expenditures	\$---	\$660	---
Estimated Value of All Held Property	---	\$---	---
Year-End Balance	---	3,794	---

*Entity with no data in 2023 and 2024 has no expenditures to report.

Paul Bunyan Drug Task Force

Expenditures	2023 Expenditures	2024* Expenditures	Percent Change (\$)
Amount Received in the Previous Year	\$58,534	\$69,343	18.5%
Expenditure Categories			
Crime Prevention	\$---	\$---	---
Victim Reparations	---	---	---
Exploited Youth Programs	---	---	---
Trafficking Victim Programs	---	---	---
Investigation Costs	---	14,519	---
Court Costs	---	---	---
Salaries	3,809	---	-100.0%
Professional Services	---	14,663	---
Travel	---	7,725	---
Training	91	---	-100.0%
Other Operating Expenses	---	6,126	---
Capital Expenditures	29,193	10,504	-64.0%
Non-Profit or Other Programs	---	---	---
Other Expenditures	201	336	67.2%
Total Expenditures	\$33,294	\$53,873	61.8%
Estimated Value of All Held Property	280,196	211,331	-24.6%
Year-End Balance	249,859	269,028	7.7%

*Entity with no data in 2023 and 2024 has no expenditures to report.

Paynesville Police Department

Expenditures	2023 Expenditures	2024* Expenditures	Percent Change (\$)
Amount Received in the Previous Year	\$22,031	\$---	-100.0%
Expenditure Categories			
Crime Prevention	\$---	\$---	---
Victim Reparations	---	---	---
Exploited Youth Programs	---	---	---
Trafficking Victim Programs	---	---	---
Investigation Costs	---	---	---
Court Costs	---	---	---
Salaries	---	---	---
Professional Services	---	---	---
Travel	---	---	---
Training	---	---	---
Other Operating Expenses	---	---	---
Capital Expenditures	11,733	---	-100.0%
Non-Profit or Other Programs	---	---	---
Other Expenditures	---	---	---
Total Expenditures	\$11,733	\$---	-100.0%
Estimated Value of All Held Property	---	\$---	---
Year-End Balance	33,436	39,500	18.1%

*Entity with no data in 2023 and 2024 has no expenditures to report.

Pelican Rapids Police Department

Expenditures	2023 Expenditures	2024* Expenditures	Percent Change (\$)
Amount Received in the Previous Year	\$---	\$---	---
Expenditure Categories			
Crime Prevention	\$---	\$---	---
Victim Reparations	---	---	---
Exploited Youth Programs	---	---	---
Trafficking Victim Programs	---	---	---
Investigation Costs	---	---	---
Court Costs	---	---	---
Salaries	---	---	---
Professional Services	---	---	---
Travel	---	---	---
Training	---	---	---
Other Operating Expenses	---	---	---
Capital Expenditures	---	---	---
Non-Profit or Other Programs	---	---	---
Other Expenditures	---	---	---
Total Expenditures	\$---	\$---	---
Estimated Value of All Held Property	---	\$---	---
Year-End Balance	---	\$---	---

*Entity with no data in 2023 and 2024 has no expenditures to report.

Pennington County Attorney's Office

	2023	2024*	Percent
Expenditures	Expenditures	Expenditures	Change (\$)
Amount Received in the Previous Year	\$---	\$610	---
Expenditure Categories			
Crime Prevention	\$---	\$---	---
Victim Reparations	---	---	---
Exploited Youth Programs	---	---	---
Trafficking Victim Programs	---	---	---
Investigation Costs	---	---	---
Court Costs	---	---	---
Salaries	---	---	---
Professional Services	---	---	---
Travel	---	---	---
Training	---	---	---
Other Operating Expenses	---	---	---
Capital Expenditures	---	---	---
Non-Profit or Other Programs	---	---	---
Other Expenditures	---	---	---
Total Expenditures	\$---	\$---	---
Estimated Value of All Held Property	---	\$---	---
Year-End Balance	34,947	35,557	1.7%

*Entity with no data in 2023 and 2024 has no expenditures to report.

Pennington County Sheriff's Office

	2023	2024*	Percent
Expenditures	Expenditures	Expenditures	Change (\$)
Amount Received in the Previous Year	\$---	\$---	---
Expenditure Categories			
Crime Prevention	\$---	\$---	---
Victim Reparations	---	---	---
Exploited Youth Programs	---	---	---
Trafficking Victim Programs	---	---	---
Investigation Costs	---	---	---
Court Costs	---	---	---
Salaries	---	---	---
Professional Services	---	---	---
Travel	---	---	---
Training	---	---	---
Other Operating Expenses	---	---	---
Capital Expenditures	---	---	---
Non-Profit or Other Programs	---	---	---
Other Expenditures	---	---	---
Total Expenditures	\$---	\$---	---
Estimated Value of All Held Property	---	\$---	---
Year-End Balance	---	\$---	---

*Entity with no data in 2023 and 2024 has no expenditures to report.

Pequot Lakes Police Department

	2023	2024*	Percent
Expenditures	Expenditures	Expenditures	Change (\$)
Amount Received in the Previous Year	\$---	\$---	---
Expenditure Categories			
Crime Prevention	\$---	\$---	---
Victim Reparations	---	---	---
Exploited Youth Programs	---	---	---
Trafficking Victim Programs	---	---	---
Investigation Costs	---	---	---
Court Costs	---	---	---
Salaries	---	---	---
Professional Services	---	---	---
Travel	---	---	---
Training	---	---	---
Other Operating Expenses	---	---	---
Capital Expenditures	---	---	---
Non-Profit or Other Programs	---	---	---
Other Expenditures	---	---	---
Total Expenditures	\$---	\$---	---
Estimated Value of All Held Property	---	\$---	---
Year-End Balance	---	\$---	---

*Entity with no data in 2023 and 2024 has no expenditures to report.

Perham Police Department

	2023	2024*	Percent
Expenditures	Expenditures	Expenditures	Change (\$)
Amount Received in the Previous Year	\$642	\$---	-100.0%
Expenditure Categories			
Crime Prevention	\$---	\$---	---
Victim Reparations	---	---	---
Exploited Youth Programs	---	---	---
Trafficking Victim Programs	---	---	---
Investigation Costs	---	---	---
Court Costs	---	---	---
Salaries	642	---	-100.0%
Professional Services	---	---	---
Travel	---	---	---
Training	---	---	---
Other Operating Expenses	---	---	---
Capital Expenditures	---	---	---
Non-Profit or Other Programs	---	---	---
Other Expenditures	---	---	---
Total Expenditures	\$642	\$---	-100.0%
Estimated Value of All Held Property	---	\$---	---
Year-End Balance	---	\$---	---

*Entity with no data in 2023 and 2024 has no expenditures to report.

Pierz Police Department

	2023	2024*	Percent
Expenditures	Expenditures	Expenditures	Change (\$)
Amount Received in the Previous Year	\$---	\$---	---
Expenditure Categories			
Crime Prevention	\$---	\$---	---
Victim Reparations	---	---	---
Exploited Youth Programs	---	---	---
Trafficking Victim Programs	---	---	---
Investigation Costs	---	---	---
Court Costs	---	---	---
Salaries	---	---	---
Professional Services	---	---	---
Travel	---	---	---
Training	---	---	---
Other Operating Expenses	---	---	---
Capital Expenditures	---	---	---
Non-Profit or Other Programs	---	---	---
Other Expenditures	---	---	---
Total Expenditures	\$---	\$---	---
Estimated Value of All Held Property	---	\$---	---
Year-End Balance	---	\$---	---

*Entity with no data in 2023 and 2024 has no expenditures to report.

Pillager Police Department

	2023	2024*	Percent
Expenditures	Expenditures	Expenditures	Change (\$)
Amount Received in the Previous Year	\$---	\$---	---
Expenditure Categories			
Crime Prevention	\$---	\$---	---
Victim Reparations	---	---	---
Exploited Youth Programs	---	---	---
Trafficking Victim Programs	---	---	---
Investigation Costs	---	---	---
Court Costs	---	---	---
Salaries	---	---	---
Professional Services	---	---	---
Travel	---	---	---
Training	---	---	---
Other Operating Expenses	---	---	---
Capital Expenditures	---	---	---
Non-Profit or Other Programs	---	---	---
Other Expenditures	---	---	---
Total Expenditures	\$---	\$---	---
Estimated Value of All Held Property	---	\$---	---
Year-End Balance	---	\$---	---

*Entity with no data in 2023 and 2024 has no expenditures to report.

Pine County Attorney's Office

	2023	2024*	Percent
Expenditures	Expenditures	Expenditures	Change (\$)
Amount Received in the Previous Year	\$9,141	\$40	-99.6%
Expenditure Categories			
Crime Prevention	\$---	\$---	---
Victim Reparations	---	---	---
Exploited Youth Programs	---	---	---
Trafficking Victim Programs	---	---	---
Investigation Costs	---	---	---
Court Costs	---	---	---
Salaries	---	---	---
Professional Services	5,500	25,177	357.8%
Travel	---	173	---
Training	329	---	-100.0%
Other Operating Expenses	1,216	---	-100.0%
Capital Expenditures	---	482	---
Non-Profit or Other Programs	---	---	---
Other Expenditures	---	---	---
Total Expenditures	\$7,045	\$25,832	266.7%
Estimated Value of All Held Property	---	\$---	---
Year-End Balance	110,000	85,537	-22.2%

*Entity with no data in 2023 and 2024 has no expenditures to report.

Pine County Sheriff's Office

	2023	2024*	Percent
Expenditures	Expenditures	Expenditures	Change (\$)
Amount Received in the Previous Year	\$8,553	\$---	-100.0%
Expenditure Categories			
Crime Prevention	\$---	\$---	---
Victim Reparations	---	---	---
Exploited Youth Programs	---	---	---
Trafficking Victim Programs	---	---	---
Investigation Costs	---	---	---
Court Costs	---	---	---
Salaries	---	---	---
Professional Services	---	---	---
Travel	---	---	---
Training	---	---	---
Other Operating Expenses	---	---	---
Capital Expenditures	---	---	---
Non-Profit or Other Programs	---	---	---
Other Expenditures	---	---	---
Total Expenditures	\$---	\$---	---
Estimated Value of All Held Property	---	2,000	---
Year-End Balance	32,337	32,337	---

*Entity with no data in 2023 and 2024 has no expenditures to report.

Pine River Police Department

Expenditures	2023 Expenditures	2024* Expenditures	Percent Change (\$)
Amount Received in the Previous Year	\$---	\$---	---
Expenditure Categories			
Crime Prevention	\$---	\$---	---
Victim Reparations	---	---	---
Exploited Youth Programs	---	---	---
Trafficking Victim Programs	---	---	---
Investigation Costs	---	---	---
Court Costs	---	---	---
Salaries	---	---	---
Professional Services	---	---	---
Travel	---	---	---
Training	---	---	---
Other Operating Expenses	---	---	---
Capital Expenditures	---	---	---
Non-Profit or Other Programs	---	---	---
Other Expenditures	---	---	---
Total Expenditures	\$---	\$---	---
Estimated Value of All Held Property	---	\$---	---
Year-End Balance	---	\$---	---

*Entity with no data in 2023 and 2024 has no expenditures to report.

Pine to Prairie Drug Task Force

Expenditures	2023 Expenditures	2024* Expenditures	Percent Change (\$)
Amount Received in the Previous Year	\$---	\$50,088	---
Expenditure Categories			
Crime Prevention	\$---	\$---	---
Victim Reparations	---	---	---
Exploited Youth Programs	---	---	---
Trafficking Victim Programs	---	---	---
Investigation Costs	---	19,770	---
Court Costs	---	---	---
Salaries	---	---	---
Professional Services	---	---	---
Travel	---	1,375	---
Training	---	2,421	---
Other Operating Expenses	---	16,628	---
Capital Expenditures	---	---	---
Non-Profit or Other Programs	---	---	---
Other Expenditures	---	---	---
Total Expenditures	\$---	\$40,194	---
Estimated Value of All Held Property	---	57,730	---
Year-End Balance	---	45,983	---

*Entity with no data in 2023 and 2024 has no expenditures to report.

Pipestone County Attorney's Office

Expenditures	2023 Expenditures	2024* Expenditures	Percent Change (\$)
Amount Received in the Previous Year	\$501	\$11,425	2180.4%
Expenditure Categories			
Crime Prevention	\$---	\$---	---
Victim Reparations	---	---	---
Exploited Youth Programs	---	---	---
Trafficking Victim Programs	---	---	---
Investigation Costs	---	---	---
Court Costs	---	---	---
Salaries	---	---	---
Professional Services	---	---	---
Travel	---	---	---
Training	---	---	---
Other Operating Expenses	---	---	---
Capital Expenditures	---	---	---
Non-Profit or Other Programs	---	---	---
Other Expenditures	---	---	---
Total Expenditures	\$---	\$---	---
Estimated Value of All Held Property	---	11,425	---
Year-End Balance	2,115	13,540	540.2%

*Entity with no data in 2023 and 2024 has no expenditures to report.

Pipestone County Sheriff's Office

Expenditures	2023 Expenditures	2024* Expenditures	Percent Change (\$)
Amount Received in the Previous Year	\$---	\$---	---
Expenditure Categories			
Crime Prevention	\$---	\$---	---
Victim Reparations	---	---	---
Exploited Youth Programs	---	---	---
Trafficking Victim Programs	---	---	---
Investigation Costs	---	---	---
Court Costs	---	---	---
Salaries	---	---	---
Professional Services	---	---	---
Travel	---	---	---
Training	---	---	---
Other Operating Expenses	---	---	---
Capital Expenditures	4,000	7,500	87.5%
Non-Profit or Other Programs	---	---	---
Other Expenditures	---	---	---
Total Expenditures	\$4,000	\$7,500	87.5%
Estimated Value of All Held Property	---	\$---	---
Year-End Balance	\$---	6,925	---

*Entity with no data in 2023 and 2024 has no expenditures to report.

Plainview Police Department

Expenditures	2023 Expenditures	2024* Expenditures	Percent Change (\$)
Amount Received in the Previous Year	\$---	\$750	---
Expenditure Categories			
Crime Prevention	\$---	\$---	---
Victim Reparations	---	---	---
Exploited Youth Programs	---	---	---
Trafficking Victim Programs	---	---	---
Investigation Costs	---	---	---
Court Costs	---	---	---
Salaries	---	---	---
Professional Services	---	250	---
Travel	---	---	---
Training	---	---	---
Other Operating Expenses	---	---	---
Capital Expenditures	---	---	---
Non-Profit or Other Programs	---	---	---
Other Expenditures	---	---	---
Total Expenditures	\$---	\$250	---
Estimated Value of All Held Property	---	\$---	---
Year-End Balance	---	500	---

*Entity with no data in 2023 and 2024 has no expenditures to report.

Plymouth Police Department

Expenditures	2023 Expenditures	2024* Expenditures	Percent Change (\$)
Amount Received in the Previous Year	\$13,970	\$2,820	-79.8%
Expenditure Categories			
Crime Prevention	\$---	\$---	---
Victim Reparations	---	---	---
Exploited Youth Programs	---	---	---
Trafficking Victim Programs	---	---	---
Investigation Costs	---	---	---
Court Costs	---	---	---
Salaries	---	---	---
Professional Services	---	---	---
Travel	---	---	---
Training	---	---	---
Other Operating Expenses	---	---	---
Capital Expenditures	---	---	---
Non-Profit or Other Programs	---	---	---
Other Expenditures	5,238	1,786	-65.9%
Total Expenditures	\$5,238	\$1,786	-65.9%
Estimated Value of All Held Property	---	\$---	---
Year-End Balance	76,224	70,630	-7.3%

*Entity with no data in 2023 and 2024 has no expenditures to report.

Polk County Attorney's Office

Expenditures	2023 Expenditures	2024* Expenditures	Percent Change (\$)
Amount Received in the Previous Year	\$20,337	\$41,036	101.8%
Expenditure Categories			
Crime Prevention	138	3,325	2309.4%
Victim Reparations	---	---	---
Exploited Youth Programs	---	---	---
Trafficking Victim Programs	---	---	---
Investigation Costs	---	---	---
Court Costs	4,988	1,291	-74.1%
Salaries	---	---	---
Professional Services	---	300	---
Travel	---	2,039	---
Training	---	---	---
Other Operating Expenses	1,333	600	-55.0%
Capital Expenditures	9,632	10,184	5.7%
Non-Profit or Other Programs	1,000	---	-100.0%
Other Expenditures	---	---	---
Total Expenditures	\$17,091	\$17,739	3.8%
Estimated Value of All Held Property	---	\$---	---
Year-End Balance	58,017	81,314	40.2%

*Entity with no data in 2023 and 2024 has no expenditures to report.

Polk County Sheriff's Office

Expenditures	2023 Expenditures	2024* Expenditures	Percent Change (\$)
Amount Received in the Previous Year	\$5,247	\$---	-100.0%
Expenditure Categories			
Crime Prevention	\$---	\$---	---
Victim Reparations	---	---	---
Exploited Youth Programs	---	---	---
Trafficking Victim Programs	---	---	---
Investigation Costs	---	---	---
Court Costs	---	---	---
Salaries	---	---	---
Professional Services	---	---	---
Travel	---	---	---
Training	---	---	---
Other Operating Expenses	---	---	---
Capital Expenditures	---	---	---
Non-Profit or Other Programs	---	---	---
Other Expenditures	---	---	---
Total Expenditures	\$---	\$---	---
Estimated Value of All Held Property	---	\$---	---
Year-End Balance	70,243	\$---	-100.0%

*Entity with no data in 2023 and 2024 has no expenditures to report.

Pope County Attorney's Office

	2023	2024*	Percent
Expenditures	Expenditures	Expenditures	Change (\$)
Amount Received in the Previous Year	\$---	\$202	---
Expenditure Categories			
Crime Prevention	\$---	\$---	---
Victim Reparations	---	---	---
Exploited Youth Programs	---	---	---
Trafficking Victim Programs	---	---	---
Investigation Costs	---	---	---
Court Costs	---	---	---
Salaries	---	---	---
Professional Services	---	---	---
Travel	---	---	---
Training	---	109	---
Other Operating Expenses	---	---	---
Capital Expenditures	---	---	---
Non-Profit or Other Programs	---	---	---
Other Expenditures	---	---	---
Total Expenditures	\$---	\$109	---
Estimated Value of All Held Property	202	\$---	-100.0%
Year-End Balance	1,583	1,474	-6.9%

*Entity with no data in 2023 and 2024 has no expenditures to report.

Pope County Sheriff's Office

	2023	2024*	Percent
Expenditures	Expenditures	Expenditures	Change (\$)
Amount Received in the Previous Year	\$---	\$---	---
Expenditure Categories			
Crime Prevention	\$---	\$---	---
Victim Reparations	---	---	---
Exploited Youth Programs	---	---	---
Trafficking Victim Programs	---	---	---
Investigation Costs	---	---	---
Court Costs	---	---	---
Salaries	---	---	---
Professional Services	---	---	---
Travel	---	---	---
Training	---	---	---
Other Operating Expenses	---	---	---
Capital Expenditures	---	---	---
Non-Profit or Other Programs	---	---	---
Other Expenditures	---	---	---
Total Expenditures	\$---	\$---	---
Estimated Value of All Held Property	---	\$---	---
Year-End Balance	---	\$---	---

*Entity with no data in 2023 and 2024 has no expenditures to report.

Prairie Island Indian Community Police

	2023	2024*	Percent
Expenditures	Expenditures	Expenditures	Change (\$)
Amount Received in the Previous Year	\$1,375	\$---	-100.0%
Expenditure Categories			
Crime Prevention	\$---	\$---	---
Victim Reparations	---	---	---
Exploited Youth Programs	---	---	---
Trafficking Victim Programs	---	---	---
Investigation Costs	---	---	---
Court Costs	---	---	---
Salaries	---	---	---
Professional Services	---	---	---
Travel	---	---	---
Training	---	---	---
Other Operating Expenses	---	---	---
Capital Expenditures	---	---	---
Non-Profit or Other Programs	---	---	---
Other Expenditures	1,819	---	-100.0%
Total Expenditures	\$1,819	\$---	-100.0%
Estimated Value of All Held Property	3,000	\$---	-100.0%
Year-End Balance	3,775	\$---	-100.0%

*Entity with no data in 2023 and 2024 has no expenditures to report.

Preston Police Department

	2023	2024*	Percent
Expenditures	Expenditures	Expenditures	Change (\$)
Amount Received in the Previous Year	\$---	\$---	---
Expenditure Categories			
Crime Prevention	\$---	\$---	---
Victim Reparations	---	---	---
Exploited Youth Programs	---	---	---
Trafficking Victim Programs	---	---	---
Investigation Costs	---	---	---
Court Costs	---	---	---
Salaries	---	---	---
Professional Services	---	---	---
Travel	---	---	---
Training	---	---	---
Other Operating Expenses	---	---	---
Capital Expenditures	---	---	---
Non-Profit or Other Programs	---	---	---
Other Expenditures	---	---	---
Total Expenditures	\$---	\$---	---
Estimated Value of All Held Property	23,000	23,000	---
Year-End Balance	3,060	3,060	---

*Entity with no data in 2023 and 2024 has no expenditures to report.

Princeton Police Department

Expenditures	2023 Expenditures	2024* Expenditures	Percent Change (\$)
Amount Received in the Previous Year	\$3,425	\$6,371	86.0%
Expenditure Categories			
Crime Prevention	240	145	-39.6%
Victim Reparations	---	---	---
Exploited Youth Programs	---	---	---
Trafficking Victim Programs	---	---	---
Investigation Costs	---	5,000	---
Court Costs	---	---	---
Salaries	---	---	---
Professional Services	---	---	---
Travel	---	---	---
Training	---	175	---
Other Operating Expenses	124	152	22.6%
Capital Expenditures	---	---	---
Non-Profit or Other Programs	---	---	---
Other Expenditures	---	---	---
Total Expenditures	\$364	\$5,472	1403.3%
Estimated Value of All Held Property	---	22,100	---
Year-End Balance	16,440	18,652	13.5%

*Entity with no data in 2023 and 2024 has no expenditures to report.

Prior Lake Police Department

Expenditures	2023 Expenditures	2024* Expenditures	Percent Change (\$)
Amount Received in the Previous Year	\$53,013	\$4,750	-91.0%
Expenditure Categories			
Crime Prevention	\$---	\$---	---
Victim Reparations	---	---	---
Exploited Youth Programs	---	---	---
Trafficking Victim Programs	---	---	---
Investigation Costs	---	---	---
Court Costs	---	1,325	---
Salaries	---	---	---
Professional Services	---	---	---
Travel	---	1,025	---
Training	2,360	---	-100.0%
Other Operating Expenses	13,500	414	-96.9%
Capital Expenditures	37,153	13,774	-62.9%
Non-Profit or Other Programs	---	---	---
Other Expenditures	---	---	---
Total Expenditures	\$53,013	\$16,538	-68.8%
Estimated Value of All Held Property	---	\$---	---
Year-End Balance	45,015	76,262	69.4%

*Entity with no data in 2023 and 2024 has no expenditures to report.

Proctor Police Department

Expenditures	2023 Expenditures	2024* Expenditures	Percent Change (\$)
Amount Received in the Previous Year	\$---	\$---	---
Expenditure Categories			
Crime Prevention	\$---	\$---	---
Victim Reparations	---	---	---
Exploited Youth Programs	---	---	---
Trafficking Victim Programs	---	---	---
Investigation Costs	---	---	---
Court Costs	---	---	---
Salaries	---	---	---
Professional Services	---	---	---
Travel	---	---	---
Training	---	---	---
Other Operating Expenses	---	---	---
Capital Expenditures	---	---	---
Non-Profit or Other Programs	---	---	---
Other Expenditures	---	---	---
Total Expenditures	\$---	\$---	---
Estimated Value of All Held Property	2,500	1,500	-40.0%
Year-End Balance	---	\$---	---

*Entity with no data in 2023 and 2024 has no expenditures to report.

Ramsey County Attorney's Office

Expenditures	2023 Expenditures	2024* Expenditures	Percent Change (\$)
Amount Received in the Previous Year	\$63,336	\$123,326	94.7%
Expenditure Categories			
Crime Prevention	\$---	\$---	---
Victim Reparations	---	---	---
Exploited Youth Programs	---	---	---
Trafficking Victim Programs	---	---	---
Investigation Costs	---	---	---
Court Costs	---	---	---
Salaries	---	---	---
Professional Services	---	60,000	---
Travel	---	---	---
Training	---	---	---
Other Operating Expenses	---	2,784	---
Capital Expenditures	---	72	---
Non-Profit or Other Programs	2,000	---	-100.0%
Other Expenditures	---	---	---
Total Expenditures	\$2,000	\$62,856	3042.8%
Estimated Value of All Held Property	---	\$---	---
Year-End Balance	1,000,143	1,060,613	6.0%

*Entity with no data in 2023 and 2024 has no expenditures to report.

Ramsey County Sheriff's Office

Expenditures	2023 Expenditures	2024* Expenditures	Percent Change (\$)
Amount Received in the Previous Year	\$12,522	\$---	-100.0%
Expenditure Categories			
Crime Prevention	\$---	\$---	---
Victim Reparations	---	---	---
Exploited Youth Programs	---	---	---
Trafficking Victim Programs	---	---	---
Investigation Costs	---	---	---
Court Costs	---	---	---
Salaries	---	---	---
Professional Services	---	---	---
Travel	---	---	---
Training	---	---	---
Other Operating Expenses	2,973	---	-100.0%
Capital Expenditures	1,699	---	-100.0%
Non-Profit or Other Programs	---	---	---
Other Expenditures	---	---	---
Total Expenditures	\$4,672	\$---	-100.0%
Estimated Value of All Held Property	---	\$---	---
Year-End Balance	35,356	\$---	-100.0%

*Entity with no data in 2023 and 2024 has no expenditures to report.

Ramsey County Violent Crime Enforcement Team

Expenditures	2023 Expenditures	2024* Expenditures	Percent Change (\$)
Amount Received in the Previous Year	\$16,730	\$16,500	-1.4%
Expenditure Categories			
Crime Prevention	\$---	\$---	---
Victim Reparations	---	---	---
Exploited Youth Programs	---	---	---
Trafficking Victim Programs	---	---	---
Investigation Costs	1,938	2,906	49.9%
Court Costs	---	---	---
Salaries	---	---	---
Professional Services	---	---	---
Travel	---	---	---
Training	---	---	---
Other Operating Expenses	28,233	30,150	6.8%
Capital Expenditures	---	---	---
Non-Profit or Other Programs	---	---	---
Other Expenditures	---	---	---
Total Expenditures	\$30,171	\$33,056	9.6%
Estimated Value of All Held Property	---	\$---	---
Year-End Balance	50,291	697,972	1287.9%

*Entity with no data in 2023 and 2024 has no expenditures to report.

Ramsey Police Department

Expenditures	2023 Expenditures	2024* Expenditures	Percent Change (\$)
Amount Received in the Previous Year	\$10,724	\$14,807	38.1%
Expenditure Categories			
Crime Prevention	\$---	\$---	---
Victim Reparations	---	---	---
Exploited Youth Programs	---	---	---
Trafficking Victim Programs	---	---	---
Investigation Costs	93	---	-100.0%
Court Costs	1,803	---	-100.0%
Salaries	---	---	---
Professional Services	---	---	---
Travel	---	---	---
Training	2,022	---	-100.0%
Other Operating Expenses	755	---	-100.0%
Capital Expenditures	---	40	---
Non-Profit or Other Programs	---	---	---
Other Expenditures	---	---	---
Total Expenditures	\$4,673	\$40	-99.1%
Estimated Value of All Held Property	---	15,000	---
Year-End Balance	17,172	39,272	128.7%

*Entity with no data in 2023 and 2024 has no expenditures to report.

Red Lake County Attorney's Office

Expenditures	2023 Expenditures	2024* Expenditures	Percent Change (\$)
Amount Received in the Previous Year	\$---	\$---	---
Expenditure Categories			
Crime Prevention	\$---	\$---	---
Victim Reparations	---	---	---
Exploited Youth Programs	---	---	---
Trafficking Victim Programs	---	---	---
Investigation Costs	---	---	---
Court Costs	---	---	---
Salaries	---	---	---
Professional Services	---	---	---
Travel	---	---	---
Training	---	---	---
Other Operating Expenses	---	---	---
Capital Expenditures	---	1,371	---
Non-Profit or Other Programs	---	---	---
Other Expenditures	---	---	---
Total Expenditures	\$---	\$1,371	---
Estimated Value of All Held Property	---	\$---	---
Year-End Balance	1,384	13	-99.1%

*Entity with no data in 2023 and 2024 has no expenditures to report.

Red Lake County Sheriff's Office

Expenditures	2023 Expenditures	2024* Expenditures	Percent Change (\$)
Amount Received in the Previous Year	\$---	\$---	---
Expenditure Categories			
Crime Prevention	\$---	\$---	---
Victim Reparations	---	---	---
Exploited Youth Programs	---	---	---
Trafficking Victim Programs	---	---	---
Investigation Costs	---	---	---
Court Costs	---	---	---
Salaries	---	---	---
Professional Services	---	---	---
Travel	---	---	---
Training	---	---	---
Other Operating Expenses	---	---	---
Capital Expenditures	---	---	---
Non-Profit or Other Programs	---	---	---
Other Expenditures	---	---	---
Total Expenditures	\$---	\$---	---
Estimated Value of All Held Property	---	\$---	---
Year-End Balance	---	135	---

*Entity with no data in 2023 and 2024 has no expenditures to report.

Red Wing Police Department

Expenditures	2023 Expenditures	2024* Expenditures	Percent Change (\$)
Amount Received in the Previous Year	\$1,640	\$2,790	70.1%
Expenditure Categories			
Crime Prevention	\$---	\$---	---
Victim Reparations	---	---	---
Exploited Youth Programs	---	---	---
Trafficking Victim Programs	---	---	---
Investigation Costs	---	---	---
Court Costs	---	---	---
Salaries	---	---	---
Professional Services	---	---	---
Travel	---	---	---
Training	---	---	---
Other Operating Expenses	---	---	---
Capital Expenditures	---	---	---
Non-Profit or Other Programs	---	---	---
Other Expenditures	409	259	-36.7%
Total Expenditures	\$409	\$259	-36.7%
Estimated Value of All Held Property	---	\$---	---
Year-End Balance	2,790	2,531	-9.3%

*Entity with no data in 2023 and 2024 has no expenditures to report.

Redwood County Attorney's Office

Expenditures	2023 Expenditures	2024* Expenditures	Percent Change (\$)
Amount Received in the Previous Year	\$6,490	\$2,121	-67.3%
Expenditure Categories			
Crime Prevention	\$---	\$---	---
Victim Reparations	---	---	---
Exploited Youth Programs	---	---	---
Trafficking Victim Programs	---	---	---
Investigation Costs	---	---	---
Court Costs	---	---	---
Salaries	---	---	---
Professional Services	---	---	---
Travel	---	---	---
Training	1,023	---	-100.0%
Other Operating Expenses	---	---	---
Capital Expenditures	---	---	---
Non-Profit or Other Programs	---	---	---
Other Expenditures	---	---	---
Total Expenditures	\$1,023	\$---	-100.0%
Estimated Value of All Held Property	---	\$---	---
Year-End Balance	47,049	49,170	4.5%

*Entity with no data in 2023 and 2024 has no expenditures to report.

Redwood County Sheriff's Office

Expenditures	2023 Expenditures	2024* Expenditures	Percent Change (\$)
Amount Received in the Previous Year	\$22,400	\$4,000	-82.1%
Expenditure Categories			
Crime Prevention	\$---	\$---	---
Victim Reparations	---	---	---
Exploited Youth Programs	---	---	---
Trafficking Victim Programs	---	---	---
Investigation Costs	3,268	400	-87.8%
Court Costs	5,740	522	-90.9%
Salaries	---	---	---
Professional Services	---	---	---
Travel	---	---	---
Training	---	---	---
Other Operating Expenses	---	---	---
Capital Expenditures	---	3,078	---
Non-Profit or Other Programs	---	---	---
Other Expenditures	---	---	---
Total Expenditures	\$9,008	\$4,000	-55.6%
Estimated Value of All Held Property	---	\$---	---
Year-End Balance	---	\$---	---

*Entity with no data in 2023 and 2024 has no expenditures to report.

Redwood Falls Police Department

Expenditures	2023 Expenditures	2024* Expenditures	Percent Change (\$)
Amount Received in the Previous Year	\$276	\$---	-100.0%
Expenditure Categories			
Crime Prevention	\$---	\$---	---
Victim Reparations	---	---	---
Exploited Youth Programs	---	---	---
Trafficking Victim Programs	---	---	---
Investigation Costs	---	---	---
Court Costs	---	---	---
Salaries	---	---	---
Professional Services	---	---	---
Travel	---	---	---
Training	---	---	---
Other Operating Expenses	---	---	---
Capital Expenditures	---	---	---
Non-Profit or Other Programs	---	---	---
Other Expenditures	847	---	-100.0%
Total Expenditures	\$847	\$---	-100.0%
Estimated Value of All Held Property	15,000	35,000	133.3%
Year-End Balance	26,769	9,281	-65.3%

*Entity with no data in 2023 and 2024 has no expenditures to report.

Renville County Attorney's Office

Expenditures	2023 Expenditures	2024* Expenditures	Percent Change (\$)
Amount Received in the Previous Year	\$11,115	\$17,263	55.3%
Expenditure Categories			
Crime Prevention	\$---	\$---	---
Victim Reparations	---	---	---
Exploited Youth Programs	---	---	---
Trafficking Victim Programs	---	---	---
Investigation Costs	---	---	---
Court Costs	---	---	---
Salaries	---	---	---
Professional Services	---	---	---
Travel	---	---	---
Training	---	---	---
Other Operating Expenses	---	---	---
Capital Expenditures	---	---	---
Non-Profit or Other Programs	---	---	---
Other Expenditures	---	---	---
Total Expenditures	\$---	\$---	---
Estimated Value of All Held Property	---	17,263	---
Year-End Balance	13,746	17,263	25.6%

*Entity with no data in 2023 and 2024 has no expenditures to report.

Renville County Sheriff's Office

Expenditures	2023 Expenditures	2024* Expenditures	Percent Change (\$)
Amount Received in the Previous Year	\$1,950	\$7,894	304.8%
Expenditure Categories			
Crime Prevention	\$---	\$---	---
Victim Reparations	---	---	---
Exploited Youth Programs	---	---	---
Trafficking Victim Programs	---	---	---
Investigation Costs	---	---	---
Court Costs	---	---	---
Salaries	---	5,000	---
Professional Services	---	---	---
Travel	---	2,894	---
Training	---	---	---
Other Operating Expenses	---	---	---
Capital Expenditures	---	---	---
Non-Profit or Other Programs	---	---	---
Other Expenditures	9,971	---	-100.0%
Total Expenditures	\$9,971	\$7,894	-20.8%
Estimated Value of All Held Property	---	\$---	---
Year-End Balance	---	\$---	---

*Entity with no data in 2023 and 2024 has no expenditures to report.

Renville Police Department

Expenditures	2023 Expenditures	2024* Expenditures	Percent Change (\$)
Amount Received in the Previous Year	\$---	\$---	---
Expenditure Categories			
Crime Prevention	\$---	\$---	---
Victim Reparations	---	---	---
Exploited Youth Programs	---	---	---
Trafficking Victim Programs	---	---	---
Investigation Costs	---	---	---
Court Costs	---	---	---
Salaries	---	---	---
Professional Services	---	---	---
Travel	---	---	---
Training	---	---	---
Other Operating Expenses	---	---	---
Capital Expenditures	---	---	---
Non-Profit or Other Programs	---	---	---
Other Expenditures	---	---	---
Total Expenditures	\$---	\$---	---
Estimated Value of All Held Property	---	\$---	---
Year-End Balance	---	\$---	---

*Entity with no data in 2023 and 2024 has no expenditures to report.

Rice County Attorney's Office

Expenditures	2023 Expenditures	2024* Expenditures	Percent Change (\$)
Amount Received in the Previous Year	\$19,673	\$3,882	-80.3%
Expenditure Categories			
Crime Prevention	\$---	\$---	---
Victim Reparations	---	---	---
Exploited Youth Programs	---	---	---
Trafficking Victim Programs	---	---	---
Investigation Costs	---	---	---
Court Costs	---	---	---
Salaries	---	---	---
Professional Services	---	---	---
Travel	---	---	---
Training	1,250	---	-100.0%
Other Operating Expenses	10	---	-100.0%
Capital Expenditures	4,775	---	-100.0%
Non-Profit or Other Programs	---	---	---
Other Expenditures	---	---	---
Total Expenditures	\$6,035	\$---	-100.0%
Estimated Value of All Held Property	10,000	10,000	---
Year-End Balance	142,717	146,600	2.7%

*Entity with no data in 2023 and 2024 has no expenditures to report.

Rice County Sheriff's Office

Expenditures	2023 Expenditures	2024* Expenditures	Percent Change (\$)
Amount Received in the Previous Year	\$4,780	\$6,075	27.1%
Expenditure Categories			
Crime Prevention	\$---	\$---	---
Victim Reparations	---	---	---
Exploited Youth Programs	---	---	---
Trafficking Victim Programs	---	---	---
Investigation Costs	---	---	---
Court Costs	---	---	---
Salaries	---	---	---
Professional Services	---	---	---
Travel	635	---	-100.0%
Training	5,600	---	-100.0%
Other Operating Expenses	---	75	---
Capital Expenditures	4,535	52,276	1052.7%
Non-Profit or Other Programs	---	---	---
Other Expenditures	---	---	---
Total Expenditures	\$10,770	\$52,351	386.1%
Estimated Value of All Held Property	71,007	45,400	-36.1%
Year-End Balance	58,778	28,912	-50.8%

*Entity with no data in 2023 and 2024 has no expenditures to report.

Rice Police Department

Expenditures	2023 Expenditures	2024* Expenditures	Percent Change (\$)
Amount Received in the Previous Year	\$---	\$---	---
Expenditure Categories			
Crime Prevention	\$---	\$---	---
Victim Reparations	---	---	---
Exploited Youth Programs	---	---	---
Trafficking Victim Programs	---	---	---
Investigation Costs	---	---	---
Court Costs	---	---	---
Salaries	---	---	---
Professional Services	---	---	---
Travel	---	---	---
Training	---	---	---
Other Operating Expenses	---	---	---
Capital Expenditures	---	---	---
Non-Profit or Other Programs	---	---	---
Other Expenditures	---	---	---
Total Expenditures	\$---	\$---	---
Estimated Value of All Held Property	---	\$---	---
Year-End Balance	---	\$---	---

*Entity with no data in 2023 and 2024 has no expenditures to report.

Richfield Police Department

Expenditures	2023 Expenditures	2024* Expenditures	Percent Change (\$)
Amount Received in the Previous Year	\$8,136	\$20,983	157.9%
Expenditure Categories			
Crime Prevention	\$---	\$---	---
Victim Reparations	---	---	---
Exploited Youth Programs	---	---	---
Trafficking Victim Programs	---	---	---
Investigation Costs	---	---	---
Court Costs	---	---	---
Salaries	---	---	---
Professional Services	---	---	---
Travel	---	---	---
Training	---	---	---
Other Operating Expenses	---	---	---
Capital Expenditures	---	56,957	---
Non-Profit or Other Programs	---	---	---
Other Expenditures	---	---	---
Total Expenditures	\$---	\$56,957	---
Estimated Value of All Held Property	---	\$---	---
Year-End Balance	8,136	20,983	157.9%

*Entity with no data in 2023 and 2024 has no expenditures to report.

Robbinsdale Police Department

Expenditures	2023 Expenditures	2024* Expenditures	Percent Change (\$)
Amount Received in the Previous Year	\$12,500	\$6,794	-45.6%
Expenditure Categories			
Crime Prevention	\$---	\$---	---
Victim Reparations	---	---	---
Exploited Youth Programs	---	---	---
Trafficking Victim Programs	---	---	---
Investigation Costs	13,972	---	-100.0%
Court Costs	---	---	---
Salaries	13,972	---	-100.0%
Professional Services	---	1,000	---
Travel	---	---	---
Training	---	---	---
Other Operating Expenses	4,498	5,433	20.8%
Capital Expenditures	---	---	---
Non-Profit or Other Programs	---	---	---
Other Expenditures	11,000	---	-100.0%
Total Expenditures	\$43,442	\$6,433	-85.2%
Estimated Value of All Held Property	---	\$---	---
Year-End Balance	14,064	\$---	-100.0%

*Entity with no data in 2023 and 2024 has no expenditures to report.

Rochester Police Department

Expenditures	2023 Expenditures	2024* Expenditures	Percent Change (\$)
Amount Received in the Previous Year	\$21,494	\$89,721	317.4%
Expenditure Categories			
Crime Prevention	8,000	\$---	-100.0%
Victim Reparations	---	---	---
Exploited Youth Programs	---	---	---
Trafficking Victim Programs	---	---	---
Investigation Costs	38,484	46,175	20.0%
Court Costs	3,780	---	-100.0%
Salaries	---	---	---
Professional Services	---	17,091	---
Travel	6,728	---	-100.0%
Training	---	---	---
Other Operating Expenses	618	1,104	78.6%
Capital Expenditures	54,180	42,004	-22.5%
Non-Profit or Other Programs	---	---	---
Other Expenditures	---	---	---
Total Expenditures	\$111,790	\$106,374	-4.8%
Estimated Value of All Held Property	2,030,000	3,264,558	60.8%
Year-End Balance	292,282	260,676	-10.8%

*Entity with no data in 2023 and 2024 has no expenditures to report.

Rock County Attorney's Office

Expenditures	2023 Expenditures	2024* Expenditures	Percent Change (\$)
Amount Received in the Previous Year	\$423	\$1,345	218.0%
Expenditure Categories			
Crime Prevention	\$---	\$---	---
Victim Reparations	---	---	---
Exploited Youth Programs	---	---	---
Trafficking Victim Programs	---	---	---
Investigation Costs	---	---	---
Court Costs	---	---	---
Salaries	---	---	---
Professional Services	---	---	---
Travel	---	---	---
Training	---	---	---
Other Operating Expenses	---	---	---
Capital Expenditures	868	6,180	612.0%
Non-Profit or Other Programs	466	---	-100.0%
Other Expenditures	---	---	---
Total Expenditures	\$1,334	\$6,180	363.3%
Estimated Value of All Held Property	---	\$---	---
Year-End Balance	27,181	4,835	-82.2%

*Entity with no data in 2023 and 2024 has no expenditures to report.

Rock County Sheriff's Office

Expenditures	2023 Expenditures	2024* Expenditures	Percent Change (\$)
Amount Received in the Previous Year	\$---	\$---	---
Expenditure Categories			
Crime Prevention	\$---	\$---	---
Victim Reparations	---	---	---
Exploited Youth Programs	---	---	---
Trafficking Victim Programs	---	---	---
Investigation Costs	---	---	---
Court Costs	---	---	---
Salaries	---	---	---
Professional Services	---	---	---
Travel	---	---	---
Training	---	---	---
Other Operating Expenses	---	---	---
Capital Expenditures	---	---	---
Non-Profit or Other Programs	---	---	---
Other Expenditures	---	---	---
Total Expenditures	\$---	\$---	---
Estimated Value of All Held Property	---	\$---	---
Year-End Balance	---	\$---	---

*Entity with no data in 2023 and 2024 has no expenditures to report.

Rogers Police Department

Expenditures	2023 Expenditures	2024* Expenditures	Percent Change (\$)
Amount Received in the Previous Year	\$500	\$12,514	2402.8%
Expenditure Categories			
Crime Prevention	\$---	\$---	---
Victim Reparations	---	---	---
Exploited Youth Programs	---	---	---
Trafficking Victim Programs	---	---	---
Investigation Costs	---	---	---
Court Costs	---	---	---
Salaries	---	---	---
Professional Services	---	---	---
Travel	---	---	---
Training	---	---	---
Other Operating Expenses	---	---	---
Capital Expenditures	---	2,677	---
Non-Profit or Other Programs	---	---	---
Other Expenditures	---	---	---
Total Expenditures	\$---	\$2,677	---
Estimated Value of All Held Property	12,900	30	-99.8%
Year-End Balance	21,586	29,019	34.4%

*Entity with no data in 2023 and 2024 has no expenditures to report.

Roseau County Attorney's Office

Expenditures	2023 Expenditures	2024* Expenditures	Percent Change (\$)
Amount Received in the Previous Year	\$266	\$2,786	947.4%
Expenditure Categories			
Crime Prevention	\$---	\$---	---
Victim Reparations	---	---	---
Exploited Youth Programs	---	---	---
Trafficking Victim Programs	---	---	---
Investigation Costs	---	---	---
Court Costs	---	---	---
Salaries	---	---	---
Professional Services	---	---	---
Travel	---	---	---
Training	---	---	---
Other Operating Expenses	---	---	---
Capital Expenditures	---	---	---
Non-Profit or Other Programs	---	---	---
Other Expenditures	---	---	---
Total Expenditures	\$---	\$---	---
Estimated Value of All Held Property	---	\$---	---
Year-End Balance	9,343	12,130	29.8%

*Entity with no data in 2023 and 2024 has no expenditures to report.

Roseau County Sheriff's Office

Expenditures	2023 Expenditures	2024* Expenditures	Percent Change (\$)
Amount Received in the Previous Year	\$---	\$---	---
Expenditure Categories			
Crime Prevention	\$---	\$---	---
Victim Reparations	---	---	---
Exploited Youth Programs	---	---	---
Trafficking Victim Programs	---	---	---
Investigation Costs	---	---	---
Court Costs	---	---	---
Salaries	---	---	---
Professional Services	---	---	---
Travel	---	---	---
Training	---	---	---
Other Operating Expenses	---	---	---
Capital Expenditures	---	---	---
Non-Profit or Other Programs	---	---	---
Other Expenditures	---	---	---
Total Expenditures	\$---	\$---	---
Estimated Value of All Held Property	---	\$---	---
Year-End Balance	---	\$---	---

*Entity with no data in 2023 and 2024 has no expenditures to report.

Roseau Police Department

Expenditures	2023 Expenditures	2024* Expenditures	Percent Change (\$)
Amount Received in the Previous Year	\$---	\$---	---
Expenditure Categories			
Crime Prevention	\$---	\$---	---
Victim Reparations	---	---	---
Exploited Youth Programs	---	---	---
Trafficking Victim Programs	---	---	---
Investigation Costs	---	---	---
Court Costs	---	---	---
Salaries	---	---	---
Professional Services	---	---	---
Travel	---	---	---
Training	---	---	---
Other Operating Expenses	---	---	---
Capital Expenditures	---	---	---
Non-Profit or Other Programs	---	---	---
Other Expenditures	---	---	---
Total Expenditures	\$---	\$---	---
Estimated Value of All Held Property	---	\$---	---
Year-End Balance	---	\$---	---

*Entity with no data in 2023 and 2024 has no expenditures to report.

Rosemount Police Department

Expenditures	2023 Expenditures	2024* Expenditures	Percent Change (\$)
Amount Received in the Previous Year	\$---	\$18,585	---
Expenditure Categories			
Crime Prevention	\$---	\$---	---
Victim Reparations	---	---	---
Exploited Youth Programs	---	---	---
Trafficking Victim Programs	---	---	---
Investigation Costs	---	---	---
Court Costs	---	7,781	---
Salaries	---	---	---
Professional Services	---	3,498	---
Travel	---	---	---
Training	---	75	---
Other Operating Expenses	---	1,648	---
Capital Expenditures	---	---	---
Non-Profit or Other Programs	---	---	---
Other Expenditures	---	---	---
Total Expenditures	\$---	\$13,002	---
Estimated Value of All Held Property	127,625	18,000	-85.9%
Year-End Balance	52,783	72,690	37.7%

*Entity with no data in 2023 and 2024 has no expenditures to report.

Roseville Police Department

Expenditures	2023 Expenditures	2024* Expenditures	Percent Change (\$)
Amount Received in the Previous Year	\$---	\$3,883	---
Expenditure Categories			
Crime Prevention	\$---	\$---	---
Victim Reparations	---	---	---
Exploited Youth Programs	---	---	---
Trafficking Victim Programs	---	---	---
Investigation Costs	---	---	---
Court Costs	---	---	---
Salaries	---	7,524	---
Professional Services	---	---	---
Travel	---	---	---
Training	---	---	---
Other Operating Expenses	---	102	---
Capital Expenditures	---	2,827	---
Non-Profit or Other Programs	---	---	---
Other Expenditures	---	5,000	---
Total Expenditures	\$---	\$15,453	---
Estimated Value of All Held Property	---	\$---	---
Year-End Balance	---	289,497	---

*Entity with no data in 2023 and 2024 has no expenditures to report.

Royalton Police Department

Expenditures	2023 Expenditures	2024* Expenditures	Percent Change (\$)
Amount Received in the Previous Year	\$---	\$---	---
Expenditure Categories			
Crime Prevention	\$---	\$---	---
Victim Reparations	---	---	---
Exploited Youth Programs	---	---	---
Trafficking Victim Programs	---	---	---
Investigation Costs	---	---	---
Court Costs	---	---	---
Salaries	---	---	---
Professional Services	---	---	---
Travel	---	---	---
Training	---	---	---
Other Operating Expenses	---	---	---
Capital Expenditures	---	---	---
Non-Profit or Other Programs	---	---	---
Other Expenditures	---	---	---
Total Expenditures	\$---	\$---	---
Estimated Value of All Held Property	---	\$---	---
Year-End Balance	---	\$---	---

*Entity with no data in 2023 and 2024 has no expenditures to report.

Rushford Police Department

Expenditures	2023 Expenditures	2024* Expenditures	Percent Change (\$)
Amount Received in the Previous Year	\$---	\$---	---
Expenditure Categories			
Crime Prevention	\$---	\$---	---
Victim Reparations	---	---	---
Exploited Youth Programs	---	---	---
Trafficking Victim Programs	---	---	---
Investigation Costs	---	---	---
Court Costs	---	---	---
Salaries	---	---	---
Professional Services	---	---	---
Travel	---	---	---
Training	---	---	---
Other Operating Expenses	---	---	---
Capital Expenditures	---	---	---
Non-Profit or Other Programs	---	---	---
Other Expenditures	---	---	---
Total Expenditures	\$---	\$---	---
Estimated Value of All Held Property	---	5,000	---
Year-End Balance	---	5,000	---

*Entity with no data in 2023 and 2024 has no expenditures to report.

Saint Anthony Police Department

Expenditures	2023 Expenditures	2024* Expenditures	Percent Change (\$)
Amount Received in the Previous Year	\$9,051	\$---	-100.0%
Expenditure Categories			
Crime Prevention	\$---	\$---	---
Victim Reparations	---	---	---
Exploited Youth Programs	---	---	---
Trafficking Victim Programs	---	---	---
Investigation Costs	---	---	---
Court Costs	116	---	-100.0%
Salaries	---	---	---
Professional Services	---	---	---
Travel	---	---	---
Training	5,000	5,000	---
Other Operating Expenses	---	---	---
Capital Expenditures	17,531	---	-100.0%
Non-Profit or Other Programs	---	---	---
Other Expenditures	---	---	---
Total Expenditures	\$22,647	\$5,000	-77.9%
Estimated Value of All Held Property	---	\$---	---
Year-End Balance	55,792	54,045	-3.1%

*Entity with no data in 2023 and 2024 has no expenditures to report.

Saint Charles Police Department

Expenditures	2023 Expenditures	2024* Expenditures	Percent Change (\$)
Amount Received in the Previous Year	\$---	\$---	---
Expenditure Categories			
Crime Prevention	\$---	\$---	---
Victim Reparations	---	---	---
Exploited Youth Programs	---	---	---
Trafficking Victim Programs	---	---	---
Investigation Costs	---	---	---
Court Costs	---	---	---
Salaries	---	---	---
Professional Services	---	---	---
Travel	---	---	---
Training	---	---	---
Other Operating Expenses	---	---	---
Capital Expenditures	---	---	---
Non-Profit or Other Programs	---	---	---
Other Expenditures	---	---	---
Total Expenditures	\$---	\$---	---
Estimated Value of All Held Property	---	\$---	---
Year-End Balance	---	\$---	---

*Entity with no data in 2023 and 2024 has no expenditures to report.

Saint Cloud Police Department

Expenditures	2023 Expenditures	2024* Expenditures	Percent Change (\$)
Amount Received in the Previous Year	\$25,782	\$18,340	-28.9%
Expenditure Categories			
Crime Prevention	\$---	\$---	---
Victim Reparations	---	---	---
Exploited Youth Programs	---	---	---
Trafficking Victim Programs	---	---	---
Investigation Costs	---	---	---
Court Costs	---	---	---
Salaries	---	---	---
Professional Services	---	---	---
Travel	---	---	---
Training	---	---	---
Other Operating Expenses	7,306	5,901	-19.2%
Capital Expenditures	35,447	5,371	-84.8%
Non-Profit or Other Programs	---	---	---
Other Expenditures	---	---	---
Total Expenditures	\$42,753	\$11,272	-73.6%
Estimated Value of All Held Property	130,317	75,346	-42.2%
Year-End Balance	65,423	71,252	8.9%

*Entity with no data in 2023 and 2024 has no expenditures to report.

Saint Francis Police Department

Expenditures	2023 Expenditures	2024* Expenditures	Percent Change (\$)
Amount Received in the Previous Year	\$7,178	\$694	-90.3%
Expenditure Categories			
Crime Prevention	581	\$---	-100.0%
Victim Reparations	---	---	---
Exploited Youth Programs	---	---	---
Trafficking Victim Programs	---	---	---
Investigation Costs	---	---	---
Court Costs	---	---	---
Salaries	---	---	---
Professional Services	---	---	---
Travel	---	---	---
Training	---	---	---
Other Operating Expenses	---	---	---
Capital Expenditures	16,117	694	-95.7%
Non-Profit or Other Programs	---	---	---
Other Expenditures	---	---	---
Total Expenditures	\$16,698	\$694	-95.8%
Estimated Value of All Held Property	2,800	2,000	-28.6%
Year-End Balance	1,840	1,395	-24.2%

*Entity with no data in 2023 and 2024 has no expenditures to report.

Saint James Police Department

Expenditures	2023 Expenditures	2024* Expenditures	Percent Change (\$)
Amount Received in the Previous Year	\$5,250	\$---	-100.0%
Expenditure Categories			
Crime Prevention	\$---	\$---	---
Victim Reparations	---	---	---
Exploited Youth Programs	---	---	---
Trafficking Victim Programs	---	---	---
Investigation Costs	---	---	---
Court Costs	---	---	---
Salaries	---	---	---
Professional Services	---	---	---
Travel	---	---	---
Training	---	---	---
Other Operating Expenses	---	---	---
Capital Expenditures	4,958	---	-100.0%
Non-Profit or Other Programs	---	---	---
Other Expenditures	---	---	---
Total Expenditures	\$4,958	\$---	-100.0%
Estimated Value of All Held Property	1,500	1,500	---
Year-End Balance	292	292	---

*Entity with no data in 2023 and 2024 has no expenditures to report.

Saint Joseph Police Department

Expenditures	2023 Expenditures	2024* Expenditures	Percent Change (\$)
Amount Received in the Previous Year	\$891	\$---	-100.0%
Expenditure Categories			
Crime Prevention	\$---	\$---	---
Victim Reparations	---	---	---
Exploited Youth Programs	---	---	---
Trafficking Victim Programs	---	---	---
Investigation Costs	---	---	---
Court Costs	63	---	-100.0%
Salaries	---	---	---
Professional Services	---	---	---
Travel	---	---	---
Training	---	---	---
Other Operating Expenses	---	---	---
Capital Expenditures	---	---	---
Non-Profit or Other Programs	---	---	---
Other Expenditures	76	---	-100.0%
Total Expenditures	\$139	\$---	-100.0%
Estimated Value of All Held Property	24,250	9,500	-60.8%
Year-End Balance	55,543	55,543	---

*Entity with no data in 2023 and 2024 has no expenditures to report.

Saint Louis County Attorney's Office

Expenditures	2023 Expenditures	2024* Expenditures	Percent Change (\$)
Amount Received in the Previous Year	\$50,047	\$42,312	-15.5%
Expenditure Categories			
Crime Prevention	10,000	15,000	50.0%
Victim Reparations	---	---	---
Exploited Youth Programs	20,000	17,500	-12.5%
Trafficking Victim Programs	---	---	---
Investigation Costs	---	2,600	---
Court Costs	---	---	---
Salaries	---	---	---
Professional Services	---	---	---
Travel	---	---	---
Training	---	2,062	---
Other Operating Expenses	---	---	---
Capital Expenditures	---	---	---
Non-Profit or Other Programs	1,000	---	-100.0%
Other Expenditures	2,700	2,900	7.4%
Total Expenditures	\$33,700	\$40,062	18.9%
Estimated Value of All Held Property	---	\$---	---
Year-End Balance	150,849	153,099	1.5%

*Entity with no data in 2023 and 2024 has no expenditures to report.

Saint Louis County Sheriff's Office

Expenditures	2023 Expenditures	2024* Expenditures	Percent Change (\$)
Amount Received in the Previous Year	\$18,331	\$3,427	-81.3%
Expenditure Categories			
Crime Prevention	\$---	\$---	---
Victim Reparations	---	---	---
Exploited Youth Programs	---	---	---
Trafficking Victim Programs	---	---	---
Investigation Costs	---	---	---
Court Costs	---	---	---
Salaries	---	---	---
Professional Services	---	---	---
Travel	---	---	---
Training	---	---	---
Other Operating Expenses	---	---	---
Capital Expenditures	28,411	---	-100.0%
Non-Profit or Other Programs	19,000	---	-100.0%
Other Expenditures	5,551	17,500	215.3%
Total Expenditures	\$52,962	\$17,500	-67.0%
Estimated Value of All Held Property	172,874	128,900	-25.4%
Year-End Balance	91,471	77,398	-15.4%

*Entity with no data in 2023 and 2024 has no expenditures to report.

Saint Louis Park Police Department

Expenditures	2023 Expenditures	2024* Expenditures	Percent Change (\$)
Amount Received in the Previous Year	\$---	\$2,250	---
Expenditure Categories			
Crime Prevention	\$---	\$---	---
Victim Reparations	---	---	---
Exploited Youth Programs	---	---	---
Trafficking Victim Programs	---	---	---
Investigation Costs	---	---	---
Court Costs	---	---	---
Salaries	---	---	---
Professional Services	---	---	---
Travel	---	---	---
Training	---	---	---
Other Operating Expenses	---	---	---
Capital Expenditures	---	---	---
Non-Profit or Other Programs	---	---	---
Other Expenditures	---	---	---
Total Expenditures	\$---	\$---	---
Estimated Value of All Held Property	---	\$---	---
Year-End Balance	204,322	206,572	1.1%

*Entity with no data in 2023 and 2024 has no expenditures to report.

Saint Paul Park Police Department

Expenditures	2023 Expenditures	2024* Expenditures	Percent Change (\$)
Amount Received in the Previous Year	\$---	\$---	---
Expenditure Categories			
Crime Prevention	\$---	\$---	---
Victim Reparations	---	---	---
Exploited Youth Programs	---	---	---
Trafficking Victim Programs	---	---	---
Investigation Costs	---	---	---
Court Costs	---	---	---
Salaries	---	---	---
Professional Services	---	---	---
Travel	---	---	---
Training	1,744	---	-100.0%
Other Operating Expenses	---	---	---
Capital Expenditures	---	---	---
Non-Profit or Other Programs	---	---	---
Other Expenditures	---	---	---
Total Expenditures	\$1,744	\$---	-100.0%
Estimated Value of All Held Property	---	\$---	---
Year-End Balance	15,410	15,410	---

*Entity with no data in 2023 and 2024 has no expenditures to report.

Saint Paul Police Department

Expenditures	2023 Expenditures	2024* Expenditures	Percent Change (\$)
Amount Received in the Previous Year	\$149,672	\$179,251	19.8%
Expenditure Categories			
Crime Prevention	\$---	\$---	---
Victim Reparations	---	---	---
Exploited Youth Programs	---	---	---
Trafficking Victim Programs	---	558	---
Investigation Costs	447	---	-100.0%
Court Costs	---	---	---
Salaries	---	---	---
Professional Services	---	---	---
Travel	---	---	---
Training	---	---	---
Other Operating Expenses	---	---	---
Capital Expenditures	20,855	49,099	135.4%
Non-Profit or Other Programs	---	---	---
Other Expenditures	---	---	---
Total Expenditures	\$21,302	\$49,657	133.1%
Estimated Value of All Held Property	37,462	41,825	11.6%
Year-End Balance	759,761	803,766	5.8%

*Entity with no data in 2023 and 2024 has no expenditures to report.

Saint Peter Police Department

Expenditures	2023 Expenditures	2024* Expenditures	Percent Change (\$)
Amount Received in the Previous Year	\$---	\$12,835	---
Expenditure Categories			
Crime Prevention	\$---	\$---	---
Victim Reparations	---	---	---
Exploited Youth Programs	---	---	---
Trafficking Victim Programs	---	---	---
Investigation Costs	---	---	---
Court Costs	---	3,594	---
Salaries	---	---	---
Professional Services	---	---	---
Travel	---	---	---
Training	---	---	---
Other Operating Expenses	---	---	---
Capital Expenditures	---	---	---
Non-Profit or Other Programs	---	---	---
Other Expenditures	---	---	---
Total Expenditures	\$---	\$3,594	---
Estimated Value of All Held Property	16,000	\$---	-100.0%
Year-End Balance	---	22,615	---

*Entity with no data in 2023 and 2024 has no expenditures to report.

Sartell Police Department

Expenditures	2023 Expenditures	2024* Expenditures	Percent Change (\$)
Amount Received in the Previous Year	\$---	\$---	---
Expenditure Categories			
Crime Prevention	\$---	\$---	---
Victim Reparations	---	---	---
Exploited Youth Programs	---	---	---
Trafficking Victim Programs	---	---	---
Investigation Costs	---	---	---
Court Costs	---	---	---
Salaries	---	---	---
Professional Services	---	147	---
Travel	---	---	---
Training	---	---	---
Other Operating Expenses	---	---	---
Capital Expenditures	---	39,056	---
Non-Profit or Other Programs	---	---	---
Other Expenditures	---	---	---
Total Expenditures	\$---	\$39,203	---
Estimated Value of All Held Property	50,000	74,000	48.0%
Year-End Balance	54,284	23,004	-57.6%

*Entity with no data in 2023 and 2024 has no expenditures to report.

Sauk Centre Police Department

Expenditures	2023 Expenditures	2024* Expenditures	Percent Change (\$)
Amount Received in the Previous Year	\$43,311	\$4,702	-89.1%
Expenditure Categories			
Crime Prevention	\$---	\$---	---
Victim Reparations	---	---	---
Exploited Youth Programs	---	---	---
Trafficking Victim Programs	---	---	---
Investigation Costs	---	---	---
Court Costs	13,539	938	-93.1%
Salaries	---	---	---
Professional Services	---	---	---
Travel	---	---	---
Training	2,674	1,390	-48.0%
Other Operating Expenses	1,772	2,624	48.1%
Capital Expenditures	---	---	---
Non-Profit or Other Programs	---	---	---
Other Expenditures	621	---	-100.0%
Total Expenditures	\$18,606	\$4,952	-73.4%
Estimated Value of All Held Property	6,781	\$---	-100.0%
Year-End Balance	24,704	\$---	-100.0%

*Entity with no data in 2023 and 2024 has no expenditures to report.

Sauk Rapids Police Department

Expenditures	2023 Expenditures	2024* Expenditures	Percent Change (\$)
Amount Received in the Previous Year	\$---	\$---	---
Expenditure Categories			
Crime Prevention	\$---	\$---	---
Victim Reparations	---	---	---
Exploited Youth Programs	---	---	---
Trafficking Victim Programs	---	---	---
Investigation Costs	---	---	---
Court Costs	---	---	---
Salaries	---	---	---
Professional Services	---	---	---
Travel	---	---	---
Training	---	---	---
Other Operating Expenses	---	---	---
Capital Expenditures	---	3,600	---
Non-Profit or Other Programs	---	---	---
Other Expenditures	---	---	---
Total Expenditures	\$---	\$3,600	---
Estimated Value of All Held Property	---	\$---	---
Year-End Balance	---	10,360	---

*Entity with no data in 2023 and 2024 has no expenditures to report.

Savage Police Department

Expenditures	2023 Expenditures	2024* Expenditures	Percent Change (\$)
Amount Received in the Previous Year	\$37,618	\$25,176	-33.1%
Expenditure Categories			
Crime Prevention	2,500	2,500	---
Victim Reparations	---	---	---
Exploited Youth Programs	---	---	---
Trafficking Victim Programs	---	---	---
Investigation Costs	---	---	---
Court Costs	---	---	---
Salaries	---	---	---
Professional Services	---	---	---
Travel	---	---	---
Training	4,000	1,841	-54.0%
Other Operating Expenses	276	158	-42.8%
Capital Expenditures	25,024	27,071	8.2%
Non-Profit or Other Programs	175	---	-100.0%
Other Expenditures	11,857	10,583	-10.7%
Total Expenditures	\$43,832	\$42,153	-3.8%
Estimated Value of All Held Property	64,864	244,530	277.0%
Year-End Balance	32,903	18,470	-43.9%

*Entity with no data in 2023 and 2024 has no expenditures to report.

Scott County Attorney's Office

	2023	2024*	Percent
Expenditures	Expenditures	Expenditures	Change (\$)
Amount Received in the Previous Year	\$42,074	\$38,413	-8.7%
Expenditure Categories			
Crime Prevention	\$---	\$---	---
Victim Reparations	---	---	---
Exploited Youth Programs	---	---	---
Trafficking Victim Programs	---	---	---
Investigation Costs	---	---	---
Court Costs	---	---	---
Salaries	---	---	---
Professional Services	---	---	---
Travel	4,419	5,315	20.3%
Training	14,627	14,408	-1.5%
Other Operating Expenses	2,373	1,904	-19.8%
Capital Expenditures	---	---	---
Non-Profit or Other Programs	6,259	6,792	8.5%
Other Expenditures	---	---	---
Total Expenditures	\$27,678	\$28,419	2.7%
Estimated Value of All Held Property	---	\$---	---
Year-End Balance	14,396	19,777	37.4%

*Entity with no data in 2023 and 2024 has no expenditures to report.

Scott County Sheriff's Office

	2023	2024*	Percent
Expenditures	Expenditures	Expenditures	Change (\$)
Amount Received in the Previous Year	\$14,045	\$9,438	-32.8%
Expenditure Categories			
Crime Prevention	4,500	2,000	-55.6%
Victim Reparations	---	---	---
Exploited Youth Programs	---	---	---
Trafficking Victim Programs	---	---	---
Investigation Costs	---	---	---
Court Costs	---	---	---
Salaries	---	---	---
Professional Services	---	---	---
Travel	---	---	---
Training	---	---	---
Other Operating Expenses	425	75	-82.4%
Capital Expenditures	---	121,802	---
Non-Profit or Other Programs	---	---	---
Other Expenditures	---	---	---
Total Expenditures	\$4,925	\$123,877	2415.3%
Estimated Value of All Held Property	---	\$---	---
Year-End Balance	121,452	7,013	-94.2%

*Entity with no data in 2023 and 2024 has no expenditures to report.

Sebekka Police Department

	2023	2024*	Percent
Expenditures	Expenditures	Expenditures	Change (\$)
Amount Received in the Previous Year	\$5,800	\$---	-100.0%
Expenditure Categories			
Crime Prevention	\$---	\$---	---
Victim Reparations	---	---	---
Exploited Youth Programs	---	---	---
Trafficking Victim Programs	---	---	---
Investigation Costs	---	---	---
Court Costs	---	---	---
Salaries	---	---	---
Professional Services	---	---	---
Travel	---	---	---
Training	---	---	---
Other Operating Expenses	---	---	---
Capital Expenditures	---	---	---
Non-Profit or Other Programs	---	---	---
Other Expenditures	---	---	---
Total Expenditures	\$---	\$---	---
Estimated Value of All Held Property	---	\$---	---
Year-End Balance	5,800	\$---	-100.0%

*Entity with no data in 2023 and 2024 has no expenditures to report.

Shakopee Police Department

	2023	2024*	Percent
Expenditures	Expenditures	Expenditures	Change (\$)
Amount Received in the Previous Year	\$28,134	\$19,163	-31.9%
Expenditure Categories			
Crime Prevention	1,881	\$---	-100.0%
Victim Reparations	---	---	---
Exploited Youth Programs	---	---	---
Trafficking Victim Programs	---	---	---
Investigation Costs	3,099	1,639	-47.1%
Court Costs	---	---	---
Salaries	---	---	---
Professional Services	---	---	---
Travel	---	---	---
Training	4,590	---	-100.0%
Other Operating Expenses	18,587	5,859	-68.5%
Capital Expenditures	19,879	47,874	140.8%
Non-Profit or Other Programs	---	---	---
Other Expenditures	---	---	---
Total Expenditures	\$48,036	\$55,372	15.3%
Estimated Value of All Held Property	19,000	17,000	-10.5%
Year-End Balance	101,746	63,932	-37.2%

*Entity with no data in 2023 and 2024 has no expenditures to report.

Sherburn-Welcome Police Department

Expenditures	2023 Expenditures	2024* Expenditures	Percent Change (\$)
Amount Received in the Previous Year	\$---	\$---	---
Expenditure Categories			
Crime Prevention	\$---	\$---	---
Victim Reparations	---	---	---
Exploited Youth Programs	---	---	---
Trafficking Victim Programs	---	---	---
Investigation Costs	---	---	---
Court Costs	---	---	---
Salaries	---	---	---
Professional Services	---	---	---
Travel	---	---	---
Training	---	---	---
Other Operating Expenses	---	---	---
Capital Expenditures	---	---	---
Non-Profit or Other Programs	---	---	---
Other Expenditures	---	---	---
Total Expenditures	\$---	\$---	---
Estimated Value of All Held Property	---	\$---	---
Year-End Balance	---	\$---	---

*Entity with no data in 2023 and 2024 has no expenditures to report.

Sherburne County Attorney's Office

Expenditures	2023 Expenditures	2024* Expenditures	Percent Change (\$)
Amount Received in the Previous Year	\$15,475	\$11,925	-22.9%
Expenditure Categories			
Crime Prevention	\$---	\$---	---
Victim Reparations	---	---	---
Exploited Youth Programs	---	---	---
Trafficking Victim Programs	---	---	---
Investigation Costs	---	---	---
Court Costs	---	---	---
Salaries	---	---	---
Professional Services	500	12,252	2350.4%
Travel	323	2,331	621.7%
Training	2,718	4,555	67.6%
Other Operating Expenses	4,886	---	-100.0%
Capital Expenditures	17,577	12,024	-31.6%
Non-Profit or Other Programs	1,991	6,921	247.6%
Other Expenditures	---	---	---
Total Expenditures	\$27,995	\$38,083	36.0%
Estimated Value of All Held Property	---	\$---	---
Year-End Balance	115,864	109,872	-5.2%

*Entity with no data in 2023 and 2024 has no expenditures to report.

Sherburne County Sheriff's Office

Expenditures	2023 Expenditures	2024* Expenditures	Percent Change (\$)
Amount Received in the Previous Year	\$1,273	\$17,619	1284.1%
Expenditure Categories			
Crime Prevention	\$---	\$---	---
Victim Reparations	---	---	---
Exploited Youth Programs	---	---	---
Trafficking Victim Programs	---	---	---
Investigation Costs	---	---	---
Court Costs	---	---	---
Salaries	---	---	---
Professional Services	---	---	---
Travel	---	---	---
Training	---	---	---
Other Operating Expenses	---	---	---
Capital Expenditures	106,366	92,960	-12.6%
Non-Profit or Other Programs	---	---	---
Other Expenditures	---	---	---
Total Expenditures	\$106,366	\$92,960	-12.6%
Estimated Value of All Held Property	2,500	\$---	-100.0%
Year-End Balance	112,115	36,773	-67.2%

*Entity with no data in 2023 and 2024 has no expenditures to report.

Sibley County Attorney's Office

Expenditures	2023 Expenditures	2024* Expenditures	Percent Change (\$)
Amount Received in the Previous Year	\$3,775	\$70	-98.1%
Expenditure Categories			
Crime Prevention	\$---	\$---	---
Victim Reparations	---	---	---
Exploited Youth Programs	---	---	---
Trafficking Victim Programs	---	---	---
Investigation Costs	---	---	---
Court Costs	---	---	---
Salaries	---	---	---
Professional Services	8,600	4,200	-51.2%
Travel	---	---	---
Training	---	---	---
Other Operating Expenses	---	---	---
Capital Expenditures	---	---	---
Non-Profit or Other Programs	---	---	---
Other Expenditures	---	---	---
Total Expenditures	\$8,600	\$4,200	-51.2%
Estimated Value of All Held Property	---	\$---	---
Year-End Balance	11,863	10,888	-8.2%

*Entity with no data in 2023 and 2024 has no expenditures to report.

Sibley County Sheriff's Office

Expenditures	2023 Expenditures	2024* Expenditures	Percent Change (\$)
Amount Received in the Previous Year	\$---	\$---	---
Expenditure Categories			
Crime Prevention	\$---	\$---	---
Victim Reparations	---	---	---
Exploited Youth Programs	---	---	---
Trafficking Victim Programs	---	---	---
Investigation Costs	---	---	---
Court Costs	---	---	---
Salaries	---	---	---
Professional Services	---	---	---
Travel	---	---	---
Training	---	---	---
Other Operating Expenses	---	---	---
Capital Expenditures	---	---	---
Non-Profit or Other Programs	---	---	---
Other Expenditures	---	---	---
Total Expenditures	\$---	\$---	---
Estimated Value of All Held Property	---	\$---	---
Year-End Balance	---	10,888	---

*Entity with no data in 2023 and 2024 has no expenditures to report.

Silver Bay Police Department

Expenditures	2023 Expenditures	2024* Expenditures	Percent Change (\$)
Amount Received in the Previous Year	\$---	\$---	---
Expenditure Categories			
Crime Prevention	\$---	\$---	---
Victim Reparations	---	---	---
Exploited Youth Programs	---	---	---
Trafficking Victim Programs	---	---	---
Investigation Costs	---	---	---
Court Costs	---	---	---
Salaries	---	---	---
Professional Services	---	---	---
Travel	---	---	---
Training	---	---	---
Other Operating Expenses	---	---	---
Capital Expenditures	---	---	---
Non-Profit or Other Programs	---	---	---
Other Expenditures	---	---	---
Total Expenditures	\$---	\$---	---
Estimated Value of All Held Property	---	\$---	---
Year-End Balance	---	\$---	---

*Entity with no data in 2023 and 2024 has no expenditures to report.

Slayton Police Department

Expenditures	2023 Expenditures	2024* Expenditures	Percent Change (\$)
Amount Received in the Previous Year	\$---	\$---	---
Expenditure Categories			
Crime Prevention	\$---	\$---	---
Victim Reparations	---	---	---
Exploited Youth Programs	---	---	---
Trafficking Victim Programs	---	---	---
Investigation Costs	---	---	---
Court Costs	---	---	---
Salaries	---	---	---
Professional Services	---	---	---
Travel	---	---	---
Training	---	---	---
Other Operating Expenses	---	---	---
Capital Expenditures	---	---	---
Non-Profit or Other Programs	---	---	---
Other Expenditures	---	---	---
Total Expenditures	\$---	\$---	---
Estimated Value of All Held Property	9,000	8,000	-11.1%
Year-End Balance	---	\$---	---

*Entity with no data in 2023 and 2024 has no expenditures to report.

Sleepy Eye Police Department

Expenditures	2023 Expenditures	2024* Expenditures	Percent Change (\$)
Amount Received in the Previous Year	\$---	\$1,230	---
Expenditure Categories			
Crime Prevention	\$---	\$---	---
Victim Reparations	---	---	---
Exploited Youth Programs	---	---	---
Trafficking Victim Programs	---	---	---
Investigation Costs	---	---	---
Court Costs	---	---	---
Salaries	---	---	---
Professional Services	---	---	---
Travel	---	---	---
Training	---	---	---
Other Operating Expenses	---	---	---
Capital Expenditures	---	1,230	---
Non-Profit or Other Programs	---	---	---
Other Expenditures	---	---	---
Total Expenditures	\$---	\$1,230	---
Estimated Value of All Held Property	---	\$---	---
Year-End Balance	---	\$---	---

*Entity with no data in 2023 and 2024 has no expenditures to report.

South Central Drug Investigation Unit

Expenditures	2023 Expenditures	2024* Expenditures	Percent Change (\$)
Amount Received in the Previous Year	\$4,185	\$1,790	-57.2%
Expenditure Categories			
Crime Prevention	\$---	\$---	---
Victim Reparations	---	---	---
Exploited Youth Programs	---	---	---
Trafficking Victim Programs	---	---	---
Investigation Costs	---	---	---
Court Costs	---	---	---
Salaries	4,185	1,790	-57.2%
Professional Services	---	---	---
Travel	---	---	---
Training	---	---	---
Other Operating Expenses	---	---	---
Capital Expenditures	---	---	---
Non-Profit or Other Programs	---	---	---
Other Expenditures	---	---	---
Total Expenditures	\$4,185	\$1,790	-57.2%
Estimated Value of All Held Property	---	72,853	---
Year-End Balance	---	\$---	---

*Entity with no data in 2023 and 2024 has no expenditures to report.

South Lake Minnetonka Police Department

Expenditures	2023 Expenditures	2024* Expenditures	Percent Change (\$)
Amount Received in the Previous Year	\$5,069	\$---	-100.0%
Expenditure Categories			
Crime Prevention	\$---	\$---	---
Victim Reparations	---	---	---
Exploited Youth Programs	---	---	---
Trafficking Victim Programs	---	---	---
Investigation Costs	---	---	---
Court Costs	---	---	---
Salaries	---	---	---
Professional Services	---	---	---
Travel	---	---	---
Training	---	---	---
Other Operating Expenses	---	---	---
Capital Expenditures	3,678	21,236	477.4%
Non-Profit or Other Programs	---	---	---
Other Expenditures	---	---	---
Total Expenditures	\$3,678	\$21,236	477.4%
Estimated Value of All Held Property	6,600	12,579	90.6%
Year-End Balance	27,988	20,865	-25.5%

*Entity with no data in 2023 and 2024 has no expenditures to report.

South Saint Paul Police Department

Expenditures	2023 Expenditures	2024* Expenditures	Percent Change (\$)
Amount Received in the Previous Year	\$---	\$---	---
Expenditure Categories			
Crime Prevention	\$---	\$---	---
Victim Reparations	---	---	---
Exploited Youth Programs	---	---	---
Trafficking Victim Programs	---	---	---
Investigation Costs	---	---	---
Court Costs	---	---	---
Salaries	---	---	---
Professional Services	---	---	---
Travel	---	---	---
Training	---	---	---
Other Operating Expenses	---	---	---
Capital Expenditures	---	---	---
Non-Profit or Other Programs	---	---	---
Other Expenditures	---	---	---
Total Expenditures	\$---	\$---	---
Estimated Value of All Held Property	---	\$---	---
Year-End Balance	30,012	30,012	---

*Entity with no data in 2023 and 2024 has no expenditures to report.

Southeast Minnesota Violent Crime Enforcement Team

Expenditures	2023 Expenditures	2024* Expenditures	Percent Change (\$)
Amount Received in the Previous Year	\$197,094	\$157,075	-20.3%
Expenditure Categories			
Crime Prevention	\$---	\$---	---
Victim Reparations	---	---	---
Exploited Youth Programs	---	---	---
Trafficking Victim Programs	---	---	---
Investigation Costs	19,854	112,538	466.8%
Court Costs	---	---	---
Salaries	60,002	64,781	8.0%
Professional Services	9,396	14,350	52.7%
Travel	23,414	120	-99.5%
Training	6,837	114,445	1573.9%
Other Operating Expenses	15,955	153,672	863.2%
Capital Expenditures	21,636	---	-100.0%
Non-Profit or Other Programs	---	---	---
Other Expenditures	---	---	---
Total Expenditures	\$157,094	\$459,906	192.8%
Estimated Value of All Held Property	187,464	368,787	96.7%
Year-End Balance	187,464	28,302	-84.9%

*Entity with no data in 2023 and 2024 has no expenditures to report.

Southwest Hennepin Drug Task Force

Expenditures	2023 Expenditures	2024* Expenditures	Percent Change (\$)
Amount Received in the Previous Year	\$81,539	\$---	-100.0%
Expenditure Categories			
Crime Prevention	\$---	\$---	---
Victim Reparations	---	---	---
Exploited Youth Programs	---	---	---
Trafficking Victim Programs	---	---	---
Investigation Costs	29,100	---	-100.0%
Court Costs	---	---	---
Salaries	---	---	---
Professional Services	---	---	---
Travel	4,081	---	-100.0%
Training	---	---	---
Other Operating Expenses	109,944	---	-100.0%
Capital Expenditures	6,457	---	-100.0%
Non-Profit or Other Programs	---	---	---
Other Expenditures	---	208,258	---
Total Expenditures	\$149,582	\$208,258	39.2%
Estimated Value of All Held Property	187,075	\$---	-100.0%
Year-End Balance	208,258	\$---	-100.0%

*Entity with no data in 2023 and 2024 has no expenditures to report.

Southwest Metro Drug Task Force

Expenditures	2023 Expenditures	2024* Expenditures	Percent Change (\$)
Amount Received in the Previous Year	\$53,805	\$4,411	-91.8%
Expenditure Categories			
Crime Prevention	\$---	\$---	---
Victim Reparations	---	---	---
Exploited Youth Programs	---	---	---
Trafficking Victim Programs	---	---	---
Investigation Costs	1,009	---	-100.0%
Court Costs	---	---	---
Salaries	---	---	---
Professional Services	6,650	665	-90.0%
Travel	---	2,985	---
Training	---	75	---
Other Operating Expenses	---	5,799	---
Capital Expenditures	22,616	27,217	20.3%
Non-Profit or Other Programs	---	---	---
Other Expenditures	---	---	---
Total Expenditures	\$30,275	\$36,741	21.4%
Estimated Value of All Held Property	5,000	69,521	1290.4%
Year-End Balance	227,935	200,854	-11.9%

*Entity with no data in 2023 and 2024 has no expenditures to report.

Spring Lake Park Police Department

Expenditures	2023 Expenditures	2024* Expenditures	Percent Change (\$)
Amount Received in the Previous Year	\$1,100	\$---	-100.0%
Expenditure Categories			
Crime Prevention	\$---	\$---	---
Victim Reparations	---	---	---
Exploited Youth Programs	---	---	---
Trafficking Victim Programs	---	---	---
Investigation Costs	---	---	---
Court Costs	---	---	---
Salaries	---	---	---
Professional Services	575	---	-100.0%
Travel	---	---	---
Training	---	---	---
Other Operating Expenses	---	---	---
Capital Expenditures	---	---	---
Non-Profit or Other Programs	---	---	---
Other Expenditures	---	---	---
Total Expenditures	\$575	\$---	-100.0%
Estimated Value of All Held Property	44,500	28,500	-36.0%
Year-End Balance	---	\$---	---

*Entity with no data in 2023 and 2024 has no expenditures to report.

Springfield Police Department

Expenditures	2023 Expenditures	2024* Expenditures	Percent Change (\$)
Amount Received in the Previous Year	\$---	\$---	---
Expenditure Categories			
Crime Prevention	\$---	\$---	---
Victim Reparations	---	---	---
Exploited Youth Programs	---	---	---
Trafficking Victim Programs	---	---	---
Investigation Costs	---	---	---
Court Costs	---	---	---
Salaries	---	---	---
Professional Services	---	---	---
Travel	---	---	---
Training	---	---	---
Other Operating Expenses	---	---	---
Capital Expenditures	---	---	---
Non-Profit or Other Programs	---	---	---
Other Expenditures	---	---	---
Total Expenditures	\$---	\$---	---
Estimated Value of All Held Property	---	\$---	---
Year-End Balance	---	\$---	---

*Entity with no data in 2023 and 2024 has no expenditures to report.

Staples Police Department

	2023	2024*	Percent
Expenditures	Expenditures	Expenditures	Change (\$)
Amount Received in the Previous Year	\$---	\$---	---
Expenditure Categories			
Crime Prevention	\$---	\$---	---
Victim Reparations	---	---	---
Exploited Youth Programs	---	---	---
Trafficking Victim Programs	---	---	---
Investigation Costs	---	---	---
Court Costs	---	---	---
Salaries	---	---	---
Professional Services	---	---	---
Travel	---	---	---
Training	---	---	---
Other Operating Expenses	---	---	---
Capital Expenditures	---	---	---
Non-Profit or Other Programs	---	---	---
Other Expenditures	---	---	---
Total Expenditures	\$---	\$---	---
Estimated Value of All Held Property	---	\$---	---
Year-End Balance	---	\$---	---

*Entity with no data in 2023 and 2024 has no expenditures to report.

Starbuck Police Department

	2023	2024*	Percent
Expenditures	Expenditures	Expenditures	Change (\$)
Amount Received in the Previous Year	\$---	\$---	---
Expenditure Categories			
Crime Prevention	\$---	\$---	---
Victim Reparations	---	---	---
Exploited Youth Programs	---	---	---
Trafficking Victim Programs	---	---	---
Investigation Costs	---	---	---
Court Costs	---	---	---
Salaries	---	---	---
Professional Services	---	---	---
Travel	---	---	---
Training	---	---	---
Other Operating Expenses	---	---	---
Capital Expenditures	---	---	---
Non-Profit or Other Programs	---	---	---
Other Expenditures	---	---	---
Total Expenditures	\$---	\$---	---
Estimated Value of All Held Property	---	\$---	---
Year-End Balance	---	\$---	---

*Entity with no data in 2023 and 2024 has no expenditures to report.

State Fair Police Department

	2023	2024*	Percent
Expenditures	Expenditures	Expenditures	Change (\$)
Amount Received in the Previous Year	\$---	\$---	---
Expenditure Categories			
Crime Prevention	\$---	\$---	---
Victim Reparations	---	---	---
Exploited Youth Programs	---	---	---
Trafficking Victim Programs	---	---	---
Investigation Costs	---	---	---
Court Costs	---	---	---
Salaries	---	---	---
Professional Services	---	---	---
Travel	---	---	---
Training	---	---	---
Other Operating Expenses	---	---	---
Capital Expenditures	---	---	---
Non-Profit or Other Programs	---	---	---
Other Expenditures	---	---	---
Total Expenditures	\$---	\$---	---
Estimated Value of All Held Property	---	\$---	---
Year-End Balance	---	\$---	---

*Entity with no data in 2023 and 2024 has no expenditures to report.

Stearns County Attorney's Office

	2023	2024*	Percent
Expenditures	Expenditures	Expenditures	Change (\$)
Amount Received in the Previous Year	\$37,236	\$24,221	-35.0%
Expenditure Categories			
Crime Prevention	\$---	\$---	---
Victim Reparations	---	---	---
Exploited Youth Programs	---	---	---
Trafficking Victim Programs	---	---	---
Investigation Costs	---	---	---
Court Costs	---	---	---
Salaries	---	---	---
Professional Services	210	11,028	5151.4%
Travel	4,168	22,297	435.0%
Training	5,067	4,635	-8.5%
Other Operating Expenses	4,210	4,353	3.4%
Capital Expenditures	---	---	---
Non-Profit or Other Programs	174	---	-100.0%
Other Expenditures	---	---	---
Total Expenditures	\$13,829	\$42,313	206.0%
Estimated Value of All Held Property	---	\$---	---
Year-End Balance	139,404	121,312	-13.0%

*Entity with no data in 2023 and 2024 has no expenditures to report.

Stearns County Sheriff's Office

Expenditures	2023 Expenditures	2024* Expenditures	Percent Change (\$)
Amount Received in the Previous Year	\$8,722	\$---	-100.0%
Expenditure Categories			
Crime Prevention	\$---	\$---	---
Victim Reparations	---	---	---
Exploited Youth Programs	---	---	---
Trafficking Victim Programs	---	---	---
Investigation Costs	---	---	---
Court Costs	---	---	---
Salaries	---	---	---
Professional Services	---	---	---
Travel	---	---	---
Training	4,064	---	-100.0%
Other Operating Expenses	6,779	---	-100.0%
Capital Expenditures	---	6,692	---
Non-Profit or Other Programs	---	---	---
Other Expenditures	---	---	---
Total Expenditures	\$10,843	\$6,692	-38.3%
Estimated Value of All Held Property	22,363	\$---	-100.0%
Year-End Balance	---	3,197	---

*Entity with no data in 2023 and 2024 has no expenditures to report.

Steele County Attorney's Office

Expenditures	2023 Expenditures	2024* Expenditures	Percent Change (\$)
Amount Received in the Previous Year	\$1,090	\$3,161	190.0%
Expenditure Categories			
Crime Prevention	\$---	\$---	---
Victim Reparations	---	---	---
Exploited Youth Programs	---	---	---
Trafficking Victim Programs	---	---	---
Investigation Costs	---	---	---
Court Costs	---	---	---
Salaries	---	---	---
Professional Services	429	---	-100.0%
Travel	---	---	---
Training	500	---	-100.0%
Other Operating Expenses	2,638	2,591	-1.8%
Capital Expenditures	---	---	---
Non-Profit or Other Programs	---	---	---
Other Expenditures	500	10,224	1944.8%
Total Expenditures	\$4,067	\$12,815	215.1%
Estimated Value of All Held Property	---	\$---	---
Year-End Balance	21,934	20,886	-4.8%

*Entity with no data in 2023 and 2024 has no expenditures to report.

Steele County Sheriff's Office

Expenditures	2023 Expenditures	2024* Expenditures	Percent Change (\$)
Amount Received in the Previous Year	\$6,225	\$---	-100.0%
Expenditure Categories			
Crime Prevention	\$---	\$---	---
Victim Reparations	---	---	---
Exploited Youth Programs	---	---	---
Trafficking Victim Programs	---	---	---
Investigation Costs	---	---	---
Court Costs	---	---	---
Salaries	---	---	---
Professional Services	---	---	---
Travel	---	---	---
Training	3,160	---	-100.0%
Other Operating Expenses	630	1,743	176.7%
Capital Expenditures	---	---	---
Non-Profit or Other Programs	---	---	---
Other Expenditures	---	---	---
Total Expenditures	\$3,790	\$1,743	-54.0%
Estimated Value of All Held Property	---	\$---	---
Year-End Balance	28,452	23,549	-17.2%

*Entity with no data in 2023 and 2024 has no expenditures to report.

Stevens County Attorney's Office

Expenditures	2023 Expenditures	2024* Expenditures	Percent Change (\$)
Amount Received in the Previous Year	\$---	\$---	---
Expenditure Categories			
Crime Prevention	\$---	\$---	---
Victim Reparations	---	---	---
Exploited Youth Programs	---	---	---
Trafficking Victim Programs	---	---	---
Investigation Costs	---	---	---
Court Costs	---	---	---
Salaries	---	---	---
Professional Services	---	---	---
Travel	---	---	---
Training	---	---	---
Other Operating Expenses	---	---	---
Capital Expenditures	---	---	---
Non-Profit or Other Programs	---	---	---
Other Expenditures	---	---	---
Total Expenditures	\$---	\$---	---
Estimated Value of All Held Property	---	\$---	---
Year-End Balance	---	11,582	---

*Entity with no data in 2023 and 2024 has no expenditures to report.

Stevens County Sheriff's Office

Expenditures	2023 Expenditures	2024* Expenditures	Percent Change (\$)
Amount Received in the Previous Year	\$---	\$---	---
Expenditure Categories			
Crime Prevention	\$---	\$---	---
Victim Reparations	---	---	---
Exploited Youth Programs	---	---	---
Trafficking Victim Programs	---	---	---
Investigation Costs	---	---	---
Court Costs	---	---	---
Salaries	---	---	---
Professional Services	---	---	---
Travel	---	---	---
Training	---	---	---
Other Operating Expenses	---	---	---
Capital Expenditures	---	---	---
Non-Profit or Other Programs	---	---	---
Other Expenditures	---	---	---
Total Expenditures	\$---	\$---	---
Estimated Value of All Held Property	200	\$---	-100.0%
Year-End Balance	4,706	\$---	-100.0%

*Entity with no data in 2023 and 2024 has no expenditures to report.

Stillwater Police Department

Expenditures	2023 Expenditures	2024* Expenditures	Percent Change (\$)
Amount Received in the Previous Year	\$---	\$---	---
Expenditure Categories			
Crime Prevention	\$---	\$---	---
Victim Reparations	---	---	---
Exploited Youth Programs	---	---	---
Trafficking Victim Programs	---	---	---
Investigation Costs	---	---	---
Court Costs	---	---	---
Salaries	---	---	---
Professional Services	---	---	---
Travel	---	---	---
Training	---	---	---
Other Operating Expenses	---	---	---
Capital Expenditures	---	---	---
Non-Profit or Other Programs	---	---	---
Other Expenditures	---	---	---
Total Expenditures	\$---	\$---	---
Estimated Value of All Held Property	---	1,299	---
Year-End Balance	\$---	12,767	---

*Entity with no data in 2023 and 2024 has no expenditures to report.

Swift County Attorney's Office

Expenditures	2023 Expenditures	2024* Expenditures	Percent Change (\$)
Amount Received in the Previous Year	\$3,295	\$300	-90.9%
Expenditure Categories			
Crime Prevention	\$---	\$---	---
Victim Reparations	---	---	---
Exploited Youth Programs	---	---	---
Trafficking Victim Programs	---	---	---
Investigation Costs	---	---	---
Court Costs	---	---	---
Salaries	---	---	---
Professional Services	---	---	---
Travel	---	---	---
Training	---	---	---
Other Operating Expenses	---	---	---
Capital Expenditures	---	---	---
Non-Profit or Other Programs	---	---	---
Other Expenditures	---	---	---
Total Expenditures	\$---	\$---	---
Estimated Value of All Held Property	---	\$---	---
Year-End Balance	25,914	27,892	7.6%

*Entity with no data in 2023 and 2024 has no expenditures to report.

Swift County Sheriff's Office

Expenditures	2023 Expenditures	2024* Expenditures	Percent Change (\$)
Amount Received in the Previous Year	\$10,983	\$10,614	-3.4%
Expenditure Categories			
Crime Prevention	\$---	\$---	---
Victim Reparations	---	---	---
Exploited Youth Programs	---	---	---
Trafficking Victim Programs	---	---	---
Investigation Costs	---	---	---
Court Costs	---	---	---
Salaries	---	---	---
Professional Services	---	---	---
Travel	---	---	---
Training	---	---	---
Other Operating Expenses	---	---	---
Capital Expenditures	---	---	---
Non-Profit or Other Programs	---	---	---
Other Expenditures	---	---	---
Total Expenditures	\$---	\$---	---
Estimated Value of All Held Property	---	16,000	---
Year-End Balance	26,505	\$---	-100.0%

*Entity with no data in 2023 and 2024 has no expenditures to report.

Thief River Falls Police Department

Expenditures	2023 Expenditures	2024* Expenditures	Percent Change (\$)
Amount Received in the Previous Year	\$2,871	\$737	-74.3%
Expenditure Categories			
Crime Prevention	\$---	\$---	---
Victim Reparations	---	---	---
Exploited Youth Programs	---	---	---
Trafficking Victim Programs	---	---	---
Investigation Costs	---	---	---
Court Costs	180	---	-100.0%
Salaries	---	---	---
Professional Services	---	---	---
Travel	---	---	---
Training	---	---	---
Other Operating Expenses	---	3,000	---
Capital Expenditures	12,577	1,460	-88.4%
Non-Profit or Other Programs	---	---	---
Other Expenditures	---	---	---
Total Expenditures	\$12,757	\$4,460	-65.0%
Estimated Value of All Held Property	2,000	6,900	245.0%
Year-End Balance	20,628	17,140	-16.9%

*Entity with no data in 2023 and 2024 has no expenditures to report.

Three Rivers Park District Police Department

Expenditures	2023 Expenditures	2024* Expenditures	Percent Change (\$)
Amount Received in the Previous Year	\$1,285	\$---	-100.0%
Expenditure Categories			
Crime Prevention	\$---	\$---	---
Victim Reparations	---	---	---
Exploited Youth Programs	---	---	---
Trafficking Victim Programs	---	---	---
Investigation Costs	---	---	---
Court Costs	---	---	---
Salaries	---	---	---
Professional Services	---	---	---
Travel	---	---	---
Training	---	---	---
Other Operating Expenses	---	---	---
Capital Expenditures	---	---	---
Non-Profit or Other Programs	---	---	---
Other Expenditures	---	---	---
Total Expenditures	\$---	\$---	---
Estimated Value of All Held Property	---	\$---	---
Year-End Balance	1,285	\$---	-100.0%

*Entity with no data in 2023 and 2024 has no expenditures to report.

Todd County Attorney's Office

Expenditures	2023 Expenditures	2024* Expenditures	Percent Change (\$)
Amount Received in the Previous Year	\$656	\$526	-19.8%
Expenditure Categories			
Crime Prevention	\$---	\$---	---
Victim Reparations	---	---	---
Exploited Youth Programs	---	---	---
Trafficking Victim Programs	---	---	---
Investigation Costs	---	---	---
Court Costs	---	---	---
Salaries	---	---	---
Professional Services	---	---	---
Travel	---	---	---
Training	---	---	---
Other Operating Expenses	36	60	66.7%
Capital Expenditures	6,806	3,345	-50.9%
Non-Profit or Other Programs	---	---	---
Other Expenditures	---	---	---
Total Expenditures	\$6,842	\$3,405	-50.2%
Estimated Value of All Held Property	---	1,000	---
Year-End Balance	18,416	15,535	-15.6%

*Entity with no data in 2023 and 2024 has no expenditures to report.

Todd County Sheriff's Office

Expenditures	2023 Expenditures	2024* Expenditures	Percent Change (\$)
Amount Received in the Previous Year	\$4,675	\$800	-82.9%
Expenditure Categories			
Crime Prevention	\$---	\$---	---
Victim Reparations	---	---	---
Exploited Youth Programs	---	---	---
Trafficking Victim Programs	---	---	---
Investigation Costs	---	---	---
Court Costs	---	---	---
Salaries	---	---	---
Professional Services	---	---	---
Travel	---	---	---
Training	---	---	---
Other Operating Expenses	286	800	179.7%
Capital Expenditures	---	---	---
Non-Profit or Other Programs	---	---	---
Other Expenditures	---	---	---
Total Expenditures	\$286	\$800	179.7%
Estimated Value of All Held Property	19,000	\$---	-100.0%
Year-End Balance	37,440	\$---	-100.0%

*Entity with no data in 2023 and 2024 has no expenditures to report.

Tracy Police Department

Expenditures	2023 Expenditures	2024* Expenditures	Percent Change (\$)
Amount Received in the Previous Year	\$---	\$---	---
Expenditure Categories			
Crime Prevention	\$---	\$---	---
Victim Reparations	---	---	---
Exploited Youth Programs	---	---	---
Trafficking Victim Programs	---	---	---
Investigation Costs	---	---	---
Court Costs	---	---	---
Salaries	---	---	---
Professional Services	---	---	---
Travel	---	---	---
Training	---	---	---
Other Operating Expenses	---	---	---
Capital Expenditures	---	---	---
Non-Profit or Other Programs	---	---	---
Other Expenditures	---	---	---
Total Expenditures	\$---	\$---	---
Estimated Value of All Held Property	---	\$---	---
Year-End Balance	---	\$---	---

*Entity with no data in 2023 and 2024 has no expenditures to report.

Traverse County Attorney's Office

Expenditures	2023 Expenditures	2024* Expenditures	Percent Change (\$)
Amount Received in the Previous Year	\$---	\$---	---
Expenditure Categories			
Crime Prevention	\$---	\$---	---
Victim Reparations	---	---	---
Exploited Youth Programs	---	---	---
Trafficking Victim Programs	---	---	---
Investigation Costs	---	---	---
Court Costs	---	---	---
Salaries	---	---	---
Professional Services	---	---	---
Travel	---	---	---
Training	---	---	---
Other Operating Expenses	---	---	---
Capital Expenditures	---	---	---
Non-Profit or Other Programs	---	---	---
Other Expenditures	---	---	---
Total Expenditures	\$---	\$---	---
Estimated Value of All Held Property	---	\$---	---
Year-End Balance	---	\$---	---

*Entity with no data in 2023 and 2024 has no expenditures to report.

Traverse County Sheriff's Office

Expenditures	2023 Expenditures	2024* Expenditures	Percent Change (\$)
Amount Received in the Previous Year	\$---	\$---	---
Expenditure Categories			
Crime Prevention	\$---	\$---	---
Victim Reparations	---	---	---
Exploited Youth Programs	---	---	---
Trafficking Victim Programs	---	---	---
Investigation Costs	---	---	---
Court Costs	---	---	---
Salaries	---	---	---
Professional Services	---	---	---
Travel	---	---	---
Training	---	---	---
Other Operating Expenses	---	---	---
Capital Expenditures	---	---	---
Non-Profit or Other Programs	---	---	---
Other Expenditures	---	---	---
Total Expenditures	\$---	\$---	---
Estimated Value of All Held Property	---	\$---	---
Year-End Balance	---	\$---	---

*Entity with no data in 2023 and 2024 has no expenditures to report.

Trimont Police Department

Expenditures	2023 Expenditures	2024* Expenditures	Percent Change (\$)
Amount Received in the Previous Year	\$---	\$---	---
Expenditure Categories			
Crime Prevention	\$---	\$---	---
Victim Reparations	---	---	---
Exploited Youth Programs	---	---	---
Trafficking Victim Programs	---	---	---
Investigation Costs	---	---	---
Court Costs	---	---	---
Salaries	---	---	---
Professional Services	---	---	---
Travel	---	---	---
Training	---	---	---
Other Operating Expenses	---	---	---
Capital Expenditures	---	---	---
Non-Profit or Other Programs	---	---	---
Other Expenditures	---	---	---
Total Expenditures	\$---	\$---	---
Estimated Value of All Held Property	---	\$---	---
Year-End Balance	---	\$---	---

*Entity with no data in 2023 and 2024 has no expenditures to report.

Twin Valley Police Department

Expenditures	2023 Expenditures	2024* Expenditures	Percent Change (\$)
Amount Received in the Previous Year	\$---	\$---	---
Expenditure Categories			
Crime Prevention	\$---	\$---	---
Victim Reparations	---	---	---
Exploited Youth Programs	---	---	---
Trafficking Victim Programs	---	---	---
Investigation Costs	---	---	---
Court Costs	---	---	---
Salaries	---	---	---
Professional Services	---	---	---
Travel	---	---	---
Training	---	---	---
Other Operating Expenses	---	---	---
Capital Expenditures	---	---	---
Non-Profit or Other Programs	---	---	---
Other Expenditures	---	---	---
Total Expenditures	\$---	\$---	---
Estimated Value of All Held Property	---	\$---	---
Year-End Balance	---	\$---	---

*Entity with no data in 2023 and 2024 has no expenditures to report.

Two Harbors Police Department

Expenditures	2023 Expenditures	2024* Expenditures	Percent Change (\$)
Amount Received in the Previous Year	\$---	\$---	---
Expenditure Categories			
Crime Prevention	\$---	\$---	---
Victim Reparations	---	---	---
Exploited Youth Programs	---	---	---
Trafficking Victim Programs	---	---	---
Investigation Costs	---	---	---
Court Costs	---	---	---
Salaries	---	---	---
Professional Services	---	---	---
Travel	---	---	---
Training	---	---	---
Other Operating Expenses	---	---	---
Capital Expenditures	---	---	---
Non-Profit or Other Programs	---	---	---
Other Expenditures	---	---	---
Total Expenditures	\$---	\$---	---
Estimated Value of All Held Property	2,000	2,000	---
Year-End Balance	20,722	20,722	---

*Entity with no data in 2023 and 2024 has no expenditures to report.

Tyler Police Department

Expenditures	2023 Expenditures	2024* Expenditures	Percent Change (\$)
Amount Received in the Previous Year	\$---	\$3,176	---
Expenditure Categories			
Crime Prevention	\$---	\$---	---
Victim Reparations	---	---	---
Exploited Youth Programs	---	---	---
Trafficking Victim Programs	---	---	---
Investigation Costs	---	---	---
Court Costs	30,000	15,000	-50.0%
Salaries	275,000	12,000	-95.6%
Professional Services	10,000	10,000	---
Travel	2,500	2,000	-20.0%
Training	2,500	3,500	40.0%
Other Operating Expenses	5,000	1,500	-70.0%
Capital Expenditures	80,000	25,000	-68.8%
Non-Profit or Other Programs	---	---	---
Other Expenditures	---	---	---
Total Expenditures	\$405,000	\$69,000	-83.0%
Estimated Value of All Held Property	---	\$---	---
Year-End Balance	---	\$---	---

*Entity with no data in 2023 and 2024 has no expenditures to report.

U/M Duluth Police Department

Expenditures	2023 Expenditures	2024* Expenditures	Percent Change (\$)
Amount Received in the Previous Year	\$---	\$---	---
Expenditure Categories			
Crime Prevention	\$---	\$---	---
Victim Reparations	---	---	---
Exploited Youth Programs	---	---	---
Trafficking Victim Programs	---	---	---
Investigation Costs	---	---	---
Court Costs	---	---	---
Salaries	---	---	---
Professional Services	---	---	---
Travel	---	---	---
Training	---	---	---
Other Operating Expenses	---	---	---
Capital Expenditures	---	---	---
Non-Profit or Other Programs	---	---	---
Other Expenditures	---	---	---
Total Expenditures	\$---	\$---	---
Estimated Value of All Held Property	---	\$---	---
Year-End Balance	---	\$---	---

*Entity with no data in 2023 and 2024 has no expenditures to report.

U/M Morris Police Department

Expenditures	2023 Expenditures	2024* Expenditures	Percent Change (\$)
Amount Received in the Previous Year	\$---	\$---	---
Expenditure Categories			
Crime Prevention	\$---	\$---	---
Victim Reparations	---	---	---
Exploited Youth Programs	---	---	---
Trafficking Victim Programs	---	---	---
Investigation Costs	---	---	---
Court Costs	---	---	---
Salaries	---	---	---
Professional Services	---	---	---
Travel	---	---	---
Training	---	---	---
Other Operating Expenses	---	---	---
Capital Expenditures	---	---	---
Non-Profit or Other Programs	---	---	---
Other Expenditures	---	---	---
Total Expenditures	\$---	\$---	---
Estimated Value of All Held Property	---	\$---	---
Year-End Balance	---	\$---	---

*Entity with no data in 2023 and 2024 has no expenditures to report.

U/M Twin Cities Police Department

Expenditures	2023 Expenditures	2024* Expenditures	Percent Change (\$)
Amount Received in the Previous Year	\$---	\$---	---
Expenditure Categories			
Crime Prevention	\$---	\$---	---
Victim Reparations	---	---	---
Exploited Youth Programs	---	---	---
Trafficking Victim Programs	---	---	---
Investigation Costs	---	---	---
Court Costs	---	---	---
Salaries	---	---	---
Professional Services	---	---	---
Travel	---	---	---
Training	---	---	---
Other Operating Expenses	---	---	---
Capital Expenditures	---	---	---
Non-Profit or Other Programs	---	---	---
Other Expenditures	---	---	---
Total Expenditures	\$---	\$---	---
Estimated Value of All Held Property	---	\$---	---
Year-End Balance	---	\$---	---

*Entity with no data in 2023 and 2024 has no expenditures to report.

Upper Sioux Tribal Community Police

Expenditures	2023 Expenditures	2024* Expenditures	Percent Change (\$)
Amount Received in the Previous Year	\$---	\$---	---
Expenditure Categories			
Crime Prevention	\$---	\$---	---
Victim Reparations	---	---	---
Exploited Youth Programs	---	---	---
Trafficking Victim Programs	---	---	---
Investigation Costs	---	---	---
Court Costs	---	---	---
Salaries	---	---	---
Professional Services	---	---	---
Travel	---	---	---
Training	---	---	---
Other Operating Expenses	---	---	---
Capital Expenditures	---	---	---
Non-Profit or Other Programs	---	---	---
Other Expenditures	---	---	---
Total Expenditures	\$---	\$---	---
Estimated Value of All Held Property	50	\$---	-100.0%
Year-End Balance	---	\$---	---

*Entity with no data in 2023 and 2024 has no expenditures to report.

Verndale Police Department

Expenditures	2023 Expenditures	2024* Expenditures	Percent Change (\$)
Amount Received in the Previous Year	\$203	\$---	-100.0%
Expenditure Categories			
Crime Prevention	\$---	\$---	---
Victim Reparations	---	---	---
Exploited Youth Programs	---	---	---
Trafficking Victim Programs	---	---	---
Investigation Costs	---	---	---
Court Costs	---	---	---
Salaries	---	---	---
Professional Services	---	---	---
Travel	---	---	---
Training	---	---	---
Other Operating Expenses	---	---	---
Capital Expenditures	---	---	---
Non-Profit or Other Programs	---	---	---
Other Expenditures	---	---	---
Total Expenditures	\$---	\$---	---
Estimated Value of All Held Property	---	\$---	---
Year-End Balance	---	\$---	---

*Entity with no data in 2023 and 2024 has no expenditures to report.

Virginia Police Department

	2023	2024*	Percent
Expenditures	Expenditures	Expenditures	Change (\$)
Amount Received in the Previous Year	\$11,646	\$5,292	-54.6%
Expenditure Categories			
Crime Prevention	\$---	\$---	---
Victim Reparations	---	---	---
Exploited Youth Programs	---	---	---
Trafficking Victim Programs	---	---	---
Investigation Costs	---	---	---
Court Costs	---	---	---
Salaries	---	---	---
Professional Services	---	---	---
Travel	---	---	---
Training	---	---	---
Other Operating Expenses	---	---	---
Capital Expenditures	---	---	---
Non-Profit or Other Programs	---	---	---
Other Expenditures	---	---	---
Total Expenditures	\$---	\$---	---
Estimated Value of All Held Property	---	\$---	---
Year-End Balance	14,525	49,694	242.1%

*Entity with no data in 2023 and 2024 has no expenditures to report.

Wabasha County Attorney's Office

	2023	2024*	Percent
Expenditures	Expenditures	Expenditures	Change (\$)
Amount Received in the Previous Year	\$2,709	\$18,206	572.1%
Expenditure Categories			
Crime Prevention	\$---	\$---	---
Victim Reparations	---	---	---
Exploited Youth Programs	---	---	---
Trafficking Victim Programs	---	---	---
Investigation Costs	---	---	---
Court Costs	---	---	---
Salaries	---	---	---
Professional Services	---	---	---
Travel	---	---	---
Training	---	---	---
Other Operating Expenses	---	---	---
Capital Expenditures	---	8,002	---
Non-Profit or Other Programs	---	---	---
Other Expenditures	---	---	---
Total Expenditures	\$---	\$8,002	---
Estimated Value of All Held Property	---	\$---	---
Year-End Balance	40,481	50,684	25.2%

*Entity with no data in 2023 and 2024 has no expenditures to report.

Wabasha County Sheriff's Office

	2023	2024*	Percent
Expenditures	Expenditures	Expenditures	Change (\$)
Amount Received in the Previous Year	\$---	\$---	---
Expenditure Categories			
Crime Prevention	\$---	\$---	---
Victim Reparations	---	---	---
Exploited Youth Programs	---	---	---
Trafficking Victim Programs	---	---	---
Investigation Costs	---	---	---
Court Costs	---	---	---
Salaries	---	---	---
Professional Services	---	---	---
Travel	---	---	---
Training	---	---	---
Other Operating Expenses	---	---	---
Capital Expenditures	5,920	---	-100.0%
Non-Profit or Other Programs	---	---	---
Other Expenditures	---	---	---
Total Expenditures	\$5,920	\$---	-100.0%
Estimated Value of All Held Property	---	\$---	---
Year-End Balance	---	1,195	---

*Entity with no data in 2023 and 2024 has no expenditures to report.

Wabasha Police Department

	2023	2024*	Percent
Expenditures	Expenditures	Expenditures	Change (\$)
Amount Received in the Previous Year	\$9,420	\$1,737	-81.6%
Expenditure Categories			
Crime Prevention	719	\$---	-100.0%
Victim Reparations	---	---	---
Exploited Youth Programs	---	---	---
Trafficking Victim Programs	---	---	---
Investigation Costs	---	---	---
Court Costs	---	---	---
Salaries	---	---	---
Professional Services	---	---	---
Travel	---	---	---
Training	443	---	-100.0%
Other Operating Expenses	---	---	---
Capital Expenditures	3,847	2,000	-48.0%
Non-Profit or Other Programs	---	---	---
Other Expenditures	---	---	---
Total Expenditures	\$5,009	\$2,000	-60.1%
Estimated Value of All Held Property	12,570	13,774	9.6%
Year-End Balance	8,757	12,159	38.8%

*Entity with no data in 2023 and 2024 has no expenditures to report.

Wadena County Attorney's Office

Expenditures	2023 Expenditures	2024* Expenditures	Percent Change (\$)
Amount Received in the Previous Year	\$1,586	\$1,883	18.7%
Expenditure Categories			
Crime Prevention	\$---	\$---	---
Victim Reparations	---	---	---
Exploited Youth Programs	---	---	---
Trafficking Victim Programs	---	---	---
Investigation Costs	---	---	---
Court Costs	---	---	---
Salaries	---	---	---
Professional Services	---	---	---
Travel	---	---	---
Training	---	---	---
Other Operating Expenses	---	---	---
Capital Expenditures	---	---	---
Non-Profit or Other Programs	---	---	---
Other Expenditures	14,176	---	-100.0%
Total Expenditures	\$14,176	\$---	-100.0%
Estimated Value of All Held Property	---	\$---	---
Year-End Balance	17,317	3,651	-78.9%

*Entity with no data in 2023 and 2024 has no expenditures to report.

Wadena County Sheriff's Office

Expenditures	2023 Expenditures	2024* Expenditures	Percent Change (\$)
Amount Received in the Previous Year	\$---	\$13,734	---
Expenditure Categories			
Crime Prevention	\$---	\$---	---
Victim Reparations	---	---	---
Exploited Youth Programs	---	---	---
Trafficking Victim Programs	---	---	---
Investigation Costs	---	---	---
Court Costs	---	---	---
Salaries	---	---	---
Professional Services	---	---	---
Travel	---	---	---
Training	---	---	---
Other Operating Expenses	---	---	---
Capital Expenditures	---	1,300	---
Non-Profit or Other Programs	---	---	---
Other Expenditures	---	---	---
Total Expenditures	\$---	\$1,300	---
Estimated Value of All Held Property	---	\$---	---
Year-End Balance	2,972	15,413	418.6%

*Entity with no data in 2023 and 2024 has no expenditures to report.

Wadena Police Department

Expenditures	2023 Expenditures	2024* Expenditures	Percent Change (\$)
Amount Received in the Previous Year	\$10,884	\$251	-97.7%
Expenditure Categories			
Crime Prevention	\$---	\$---	---
Victim Reparations	---	---	---
Exploited Youth Programs	---	---	---
Trafficking Victim Programs	---	---	---
Investigation Costs	---	---	---
Court Costs	1,857	---	-100.0%
Salaries	---	---	---
Professional Services	---	---	---
Travel	---	---	---
Training	---	---	---
Other Operating Expenses	---	---	---
Capital Expenditures	7,759	---	-100.0%
Non-Profit or Other Programs	---	---	---
Other Expenditures	929	251	-73.0%
Total Expenditures	\$10,545	\$251	-97.6%
Estimated Value of All Held Property	600	\$---	-100.0%
Year-End Balance	11,809	251	-97.9%

*Entity with no data in 2023 and 2024 has no expenditures to report.

Waite Park Police Department

Expenditures	2023 Expenditures	2024* Expenditures	Percent Change (\$)
Amount Received in the Previous Year	\$---	\$5,172	---
Expenditure Categories			
Crime Prevention	\$---	\$---	---
Victim Reparations	---	---	---
Exploited Youth Programs	---	---	---
Trafficking Victim Programs	---	---	---
Investigation Costs	---	---	---
Court Costs	---	---	---
Salaries	---	---	---
Professional Services	---	---	---
Travel	---	---	---
Training	---	---	---
Other Operating Expenses	---	---	---
Capital Expenditures	10,073	---	-100.0%
Non-Profit or Other Programs	---	---	---
Other Expenditures	110	1,021	828.2%
Total Expenditures	\$10,183	\$1,021	-90.0%
Estimated Value of All Held Property	---	\$---	---
Year-End Balance	1,088	4,329	297.9%

*Entity with no data in 2023 and 2024 has no expenditures to report.

Walker Police Department

Expenditures	2023 Expenditures	2024* Expenditures	Percent Change (\$)
Amount Received in the Previous Year	\$---	\$---	---
Expenditure Categories			
Crime Prevention	\$---	4,297	---
Victim Reparations	---	---	---
Exploited Youth Programs	---	---	---
Trafficking Victim Programs	---	---	---
Investigation Costs	---	---	---
Court Costs	---	---	---
Salaries	---	---	---
Professional Services	---	---	---
Travel	---	---	---
Training	---	---	---
Other Operating Expenses	---	---	---
Capital Expenditures	---	---	---
Non-Profit or Other Programs	---	---	---
Other Expenditures	---	---	---
Total Expenditures	\$---	\$4,297	---
Estimated Value of All Held Property	---	\$---	---
Year-End Balance	9,074	4,738	-47.8%

*Entity with no data in 2023 and 2024 has no expenditures to report.

Walnut Grove Police Department

Expenditures	2023 Expenditures	2024* Expenditures	Percent Change (\$)
Amount Received in the Previous Year	\$---	\$---	---
Expenditure Categories			
Crime Prevention	\$---	\$---	---
Victim Reparations	---	---	---
Exploited Youth Programs	---	---	---
Trafficking Victim Programs	---	---	---
Investigation Costs	---	---	---
Court Costs	---	---	---
Salaries	---	---	---
Professional Services	---	---	---
Travel	---	---	---
Training	---	---	---
Other Operating Expenses	---	---	---
Capital Expenditures	---	---	---
Non-Profit or Other Programs	---	---	---
Other Expenditures	---	---	---
Total Expenditures	\$---	\$---	---
Estimated Value of All Held Property	---	\$---	---
Year-End Balance	---	\$---	---

*Entity with no data in 2023 and 2024 has no expenditures to report.

Warroad Police Department

Expenditures	2023 Expenditures	2024* Expenditures	Percent Change (\$)
Amount Received in the Previous Year	\$---	\$---	---
Expenditure Categories			
Crime Prevention	\$---	\$---	---
Victim Reparations	---	---	---
Exploited Youth Programs	---	---	---
Trafficking Victim Programs	---	---	---
Investigation Costs	---	---	---
Court Costs	---	---	---
Salaries	---	---	---
Professional Services	---	---	---
Travel	---	---	---
Training	---	---	---
Other Operating Expenses	---	---	---
Capital Expenditures	---	---	---
Non-Profit or Other Programs	---	---	---
Other Expenditures	---	---	---
Total Expenditures	\$---	\$---	---
Estimated Value of All Held Property	---	\$---	---
Year-End Balance	---	\$---	---

*Entity with no data in 2023 and 2024 has no expenditures to report.

Waseca County Attorney's Office

Expenditures	2023 Expenditures	2024* Expenditures	Percent Change (\$)
Amount Received in the Previous Year	\$1,453	\$2,218	52.6%
Expenditure Categories			
Crime Prevention	\$---	103	---
Victim Reparations	---	---	---
Exploited Youth Programs	---	---	---
Trafficking Victim Programs	---	---	---
Investigation Costs	---	---	---
Court Costs	---	---	---
Salaries	---	---	---
Professional Services	---	---	---
Travel	---	---	---
Training	303	456	50.5%
Other Operating Expenses	---	---	---
Capital Expenditures	---	---	---
Non-Profit or Other Programs	200	---	-100.0%
Other Expenditures	---	---	---
Total Expenditures	\$503	\$559	11.1%
Estimated Value of All Held Property	---	\$---	---
Year-End Balance	---	18,851	---

*Entity with no data in 2023 and 2024 has no expenditures to report.

Waseca County Sheriff's Office

Expenditures	2023 Expenditures	2024* Expenditures	Percent Change (\$)
Amount Received in the Previous Year	\$5,463	\$4,376	-19.9%
Expenditure Categories			
Crime Prevention	\$---	\$---	---
Victim Reparations	---	---	---
Exploited Youth Programs	---	---	---
Trafficking Victim Programs	---	---	---
Investigation Costs	---	---	---
Court Costs	874	2,846	225.6%
Salaries	---	---	---
Professional Services	350	---	-100.0%
Travel	---	---	---
Training	53	---	-100.0%
Other Operating Expenses	193	145	-24.9%
Capital Expenditures	4,760	850	-82.1%
Non-Profit or Other Programs	---	---	---
Other Expenditures	400	---	-100.0%
Total Expenditures	\$6,630	\$3,841	-42.1%
Estimated Value of All Held Property	---	\$---	---
Year-End Balance	17,153	17,689	3.1%

*Entity with no data in 2023 and 2024 has no expenditures to report.

Waseca Police Department

Expenditures	2023 Expenditures	2024* Expenditures	Percent Change (\$)
Amount Received in the Previous Year	\$1,850	\$---	-100.0%
Expenditure Categories			
Crime Prevention	\$---	\$---	---
Victim Reparations	---	---	---
Exploited Youth Programs	---	---	---
Trafficking Victim Programs	---	---	---
Investigation Costs	---	---	---
Court Costs	---	---	---
Salaries	---	---	---
Professional Services	---	---	---
Travel	---	---	---
Training	---	---	---
Other Operating Expenses	24	---	-100.0%
Capital Expenditures	12,025	---	-100.0%
Non-Profit or Other Programs	---	---	---
Other Expenditures	---	---	---
Total Expenditures	\$12,049	\$---	-100.0%
Estimated Value of All Held Property	2,000	\$---	-100.0%
Year-End Balance	27,943	\$---	-100.0%

*Entity with no data in 2023 and 2024 has no expenditures to report.

Washington County Attorney's Office

Expenditures	2023 Expenditures	2024* Expenditures	Percent Change (\$)
Amount Received in the Previous Year	\$20,408	\$23,221	13.8%
Expenditure Categories			
Crime Prevention	\$---	\$---	---
Victim Reparations	---	---	---
Exploited Youth Programs	---	---	---
Trafficking Victim Programs	---	---	---
Investigation Costs	---	---	---
Court Costs	---	---	---
Salaries	---	---	---
Professional Services	---	---	---
Travel	35	416	1088.6%
Training	75	440	486.7%
Other Operating Expenses	3,169	1,809	-42.9%
Capital Expenditures	---	5,259	---
Non-Profit or Other Programs	---	---	---
Other Expenditures	---	---	---
Total Expenditures	\$3,279	\$7,924	141.7%
Estimated Value of All Held Property	---	\$---	---
Year-End Balance	17,129	15,297	-10.7%

*Entity with no data in 2023 and 2024 has no expenditures to report.

Washington County Narcotics Task Force

Expenditures	2023 Expenditures	2024* Expenditures	Percent Change (\$)
Amount Received in the Previous Year	\$66,127	\$55,983	-15.3%
Expenditure Categories			
Crime Prevention	\$---	\$---	---
Victim Reparations	---	---	---
Exploited Youth Programs	---	---	---
Trafficking Victim Programs	---	---	---
Investigation Costs	12,689	22,885	80.4%
Court Costs	---	---	---
Salaries	2,309	---	-100.0%
Professional Services	1,253	---	-100.0%
Travel	---	3,764	---
Training	4,400	---	-100.0%
Other Operating Expenses	7,454	12,374	66.0%
Capital Expenditures	1,763	101,576	5661.5%
Non-Profit or Other Programs	---	---	---
Other Expenditures	---	---	---
Total Expenditures	\$29,868	\$140,599	370.7%
Estimated Value of All Held Property	---	\$---	---
Year-End Balance	192,188	77,544	-59.7%

*Entity with no data in 2023 and 2024 has no expenditures to report.

Washington County Sheriff's Office

Expenditures	2023 Expenditures	2024* Expenditures	Percent Change (\$)
Amount Received in the Previous Year	\$41,913	\$284,085	577.8%
Expenditure Categories			
Crime Prevention	\$---	\$---	---
Victim Reparations	---	---	---
Exploited Youth Programs	---	---	---
Trafficking Victim Programs	---	---	---
Investigation Costs	---	---	---
Court Costs	---	---	---
Salaries	19,343	---	-100.0%
Professional Services	---	---	---
Travel	---	---	---
Training	---	---	---
Other Operating Expenses	---	---	---
Capital Expenditures	40,209	104,471	159.8%
Non-Profit or Other Programs	---	---	---
Other Expenditures	---	---	---
Total Expenditures	\$59,552	\$104,471	75.4%
Estimated Value of All Held Property	---	\$---	---
Year-End Balance	150,863	365,390	142.2%

*Entity with no data in 2023 and 2024 has no expenditures to report.

Waterville Police Department

Expenditures	2023 Expenditures	2024* Expenditures	Percent Change (\$)
Amount Received in the Previous Year	\$---	\$---	---
Expenditure Categories			
Crime Prevention	\$---	\$---	---
Victim Reparations	---	---	---
Exploited Youth Programs	---	---	---
Trafficking Victim Programs	---	---	---
Investigation Costs	---	---	---
Court Costs	---	---	---
Salaries	---	---	---
Professional Services	---	---	---
Travel	---	---	---
Training	---	---	---
Other Operating Expenses	---	---	---
Capital Expenditures	---	---	---
Non-Profit or Other Programs	---	---	---
Other Expenditures	---	---	---
Total Expenditures	\$---	\$---	---
Estimated Value of All Held Property	---	\$---	---
Year-End Balance	---	\$---	---

*Entity with no data in 2023 and 2024 has no expenditures to report.

Watonwan County Attorney's Office

Expenditures	2023 Expenditures	2024* Expenditures	Percent Change (\$)
Amount Received in the Previous Year	\$5,092	\$1,000	-80.4%
Expenditure Categories			
Crime Prevention	\$---	\$---	---
Victim Reparations	---	---	---
Exploited Youth Programs	---	---	---
Trafficking Victim Programs	---	---	---
Investigation Costs	---	---	---
Court Costs	---	---	---
Salaries	---	---	---
Professional Services	5,092	1,000	-80.4%
Travel	---	---	---
Training	---	---	---
Other Operating Expenses	---	---	---
Capital Expenditures	---	---	---
Non-Profit or Other Programs	---	---	---
Other Expenditures	---	---	---
Total Expenditures	\$5,092	\$1,000	-80.4%
Estimated Value of All Held Property	---	\$---	---
Year-End Balance	---	\$---	---

*Entity with no data in 2023 and 2024 has no expenditures to report.

Watonwan County Sheriff's Office

Expenditures	2023 Expenditures	2024* Expenditures	Percent Change (\$)
Amount Received in the Previous Year	\$5,775	\$5,150	-10.8%
Expenditure Categories			
Crime Prevention	\$---	\$---	---
Victim Reparations	---	---	---
Exploited Youth Programs	---	---	---
Trafficking Victim Programs	---	---	---
Investigation Costs	---	---	---
Court Costs	1,578	1,500	-4.9%
Salaries	---	---	---
Professional Services	---	---	---
Travel	---	---	---
Training	---	---	---
Other Operating Expenses	---	---	---
Capital Expenditures	3,834	1,958	-48.9%
Non-Profit or Other Programs	---	---	---
Other Expenditures	939	150	-84.0%
Total Expenditures	\$6,351	\$3,608	-43.2%
Estimated Value of All Held Property	---	\$---	---
Year-End Balance	---	1,542	---

*Entity with no data in 2023 and 2024 has no expenditures to report.

Waubun Police Department

	2023	2024*	Percent
Expenditures	Expenditures	Expenditures	Change (\$)
Amount Received in the Previous Year	\$---	\$---	---
Expenditure Categories			
Crime Prevention	\$---	\$---	---
Victim Reparations	---	---	---
Exploited Youth Programs	---	---	---
Trafficking Victim Programs	---	---	---
Investigation Costs	---	---	---
Court Costs	---	---	---
Salaries	---	---	---
Professional Services	---	---	---
Travel	---	---	---
Training	---	---	---
Other Operating Expenses	---	---	---
Capital Expenditures	---	---	---
Non-Profit or Other Programs	---	---	---
Other Expenditures	---	---	---
Total Expenditures	\$---	\$---	---
Estimated Value of All Held Property	---	\$---	---
Year-End Balance	---	\$---	---

*Entity with no data in 2023 and 2024 has no expenditures to report.

Wayzata Police Department

	2023	2024*	Percent
Expenditures	Expenditures	Expenditures	Change (\$)
Amount Received in the Previous Year	\$---	\$3,857	---
Expenditure Categories			
Crime Prevention	\$---	\$---	---
Victim Reparations	---	---	---
Exploited Youth Programs	---	---	---
Trafficking Victim Programs	---	---	---
Investigation Costs	---	---	---
Court Costs	---	---	---
Salaries	---	---	---
Professional Services	---	---	---
Travel	---	---	---
Training	---	---	---
Other Operating Expenses	---	---	---
Capital Expenditures	---	---	---
Non-Profit or Other Programs	---	---	---
Other Expenditures	4,349	---	-100.0%
Total Expenditures	\$4,349	\$---	-100.0%
Estimated Value of All Held Property	---	\$---	---
Year-End Balance	10,286	11,579	12.6%

*Entity with no data in 2023 and 2024 has no expenditures to report.

Wells Police Department

	2023	2024*	Percent
Expenditures	Expenditures	Expenditures	Change (\$)
Amount Received in the Previous Year	\$---	\$---	---
Expenditure Categories			
Crime Prevention	\$---	\$---	---
Victim Reparations	---	---	---
Exploited Youth Programs	---	---	---
Trafficking Victim Programs	---	---	---
Investigation Costs	---	---	---
Court Costs	---	---	---
Salaries	---	---	---
Professional Services	---	---	---
Travel	---	---	---
Training	---	---	---
Other Operating Expenses	---	---	---
Capital Expenditures	---	---	---
Non-Profit or Other Programs	---	---	---
Other Expenditures	---	---	---
Total Expenditures	\$---	\$---	---
Estimated Value of All Held Property	---	\$---	---
Year-End Balance	---	\$---	---

*Entity with no data in 2023 and 2024 has no expenditures to report.

West Central Minnesota Drug and Violent Crime Task Force

	2023	2024*	Percent
Expenditures	Expenditures	Expenditures	Change (\$)
Amount Received in the Previous Year	\$43,056	\$18,504	-57.0%
Expenditure Categories			
Crime Prevention	\$---	\$---	---
Victim Reparations	4,000	---	-100.0%
Exploited Youth Programs	---	---	---
Trafficking Victim Programs	---	---	---
Investigation Costs	650	---	-100.0%
Court Costs	---	---	---
Salaries	---	---	---
Professional Services	14,082	---	-100.0%
Travel	---	---	---
Training	2,590	---	-100.0%
Other Operating Expenses	375	9,749	2499.7%
Capital Expenditures	34,523	8,641	-75.0%
Non-Profit or Other Programs	---	---	---
Other Expenditures	---	---	---
Total Expenditures	\$56,220	\$18,390	-67.3%
Estimated Value of All Held Property	102,151	110,229	7.9%
Year-End Balance	92	213	131.5%

*Entity with no data in 2023 and 2024 has no expenditures to report.

West Concord Police Department

Expenditures	2023 Expenditures	2024* Expenditures	Percent Change (\$)
Amount Received in the Previous Year	\$---	\$---	---
Expenditure Categories			
Crime Prevention	\$---	\$---	---
Victim Reparations	---	---	---
Exploited Youth Programs	---	---	---
Trafficking Victim Programs	---	---	---
Investigation Costs	---	---	---
Court Costs	---	---	---
Salaries	---	---	---
Professional Services	---	---	---
Travel	---	---	---
Training	---	---	---
Other Operating Expenses	---	---	---
Capital Expenditures	---	---	---
Non-Profit or Other Programs	---	---	---
Other Expenditures	---	---	---
Total Expenditures	\$---	\$---	---
Estimated Value of All Held Property	---	\$---	---
Year-End Balance	---	\$---	---

*Entity with no data in 2023 and 2024 has no expenditures to report.

West Hennepin Public Safety Department

Expenditures	2023 Expenditures	2024* Expenditures	Percent Change (\$)
Amount Received in the Previous Year	\$465	\$---	-100.0%
Expenditure Categories			
Crime Prevention	\$---	\$---	---
Victim Reparations	---	---	---
Exploited Youth Programs	---	---	---
Trafficking Victim Programs	---	---	---
Investigation Costs	---	---	---
Court Costs	---	---	---
Salaries	---	---	---
Professional Services	---	---	---
Travel	---	---	---
Training	---	---	---
Other Operating Expenses	---	---	---
Capital Expenditures	---	---	---
Non-Profit or Other Programs	---	---	---
Other Expenditures	620	---	-100.0%
Total Expenditures	\$620	\$---	-100.0%
Estimated Value of All Held Property	4,000	\$---	-100.0%
Year-End Balance	4,414	\$---	-100.0%

*Entity with no data in 2023 and 2024 has no expenditures to report.

West Metro Drug Task Force

Expenditures	2023 Expenditures	2024* Expenditures	Percent Change (\$)
Amount Received in the Previous Year	\$55,389	\$147,915	167.0%
Expenditure Categories			
Crime Prevention	\$---	\$---	---
Victim Reparations	---	---	---
Exploited Youth Programs	---	---	---
Trafficking Victim Programs	---	---	---
Investigation Costs	22,300	35,880	60.9%
Court Costs	---	---	---
Salaries	---	---	---
Professional Services	---	---	---
Travel	2,943	---	-100.0%
Training	---	---	---
Other Operating Expenses	52,034	98,426	89.2%
Capital Expenditures	---	---	---
Non-Profit or Other Programs	---	---	---
Other Expenditures	---	---	---
Total Expenditures	\$77,277	\$134,306	73.8%
Estimated Value of All Held Property	243,762	\$---	-100.0%
Year-End Balance	178,655	351,350	96.7%

*Entity with no data in 2023 and 2024 has no expenditures to report.

West Saint Paul Police Department

Expenditures	2023 Expenditures	2024* Expenditures	Percent Change (\$)
Amount Received in the Previous Year	\$19,042	\$9,570	-49.7%
Expenditure Categories			
Crime Prevention	\$---	\$---	---
Victim Reparations	---	---	---
Exploited Youth Programs	---	---	---
Trafficking Victim Programs	---	---	---
Investigation Costs	275	---	-100.0%
Court Costs	---	3,774	---
Salaries	---	---	---
Professional Services	---	---	---
Travel	---	---	---
Training	2,850	1,305	-54.2%
Other Operating Expenses	2,257	2,522	11.7%
Capital Expenditures	---	---	---
Non-Profit or Other Programs	---	---	---
Other Expenditures	1,268	4,278	237.4%
Total Expenditures	\$6,650	\$11,879	78.6%
Estimated Value of All Held Property	8,000	8,000	---
Year-End Balance	19,042	10,156	-46.7%

*Entity with no data in 2023 and 2024 has no expenditures to report.

Westbrook Police Department

Expenditures	2023 Expenditures	2024* Expenditures	Percent Change (\$)
Amount Received in the Previous Year	\$---	\$---	---
Expenditure Categories			
Crime Prevention	\$---	\$---	---
Victim Reparations	---	---	---
Exploited Youth Programs	---	---	---
Trafficking Victim Programs	---	---	---
Investigation Costs	---	---	---
Court Costs	---	---	---
Salaries	---	---	---
Professional Services	---	---	---
Travel	---	---	---
Training	---	---	---
Other Operating Expenses	---	---	---
Capital Expenditures	---	---	---
Non-Profit or Other Programs	---	---	---
Other Expenditures	---	---	---
Total Expenditures	\$---	\$---	---
Estimated Value of All Held Property	---	\$---	---
Year-End Balance	---	\$---	---

*Entity with no data in 2023 and 2024 has no expenditures to report.

Wheaton Police Department

Expenditures	2023 Expenditures	2024* Expenditures	Percent Change (\$)
Amount Received in the Previous Year	\$---	\$---	---
Expenditure Categories			
Crime Prevention	\$---	\$---	---
Victim Reparations	---	---	---
Exploited Youth Programs	---	---	---
Trafficking Victim Programs	---	---	---
Investigation Costs	---	---	---
Court Costs	---	---	---
Salaries	---	---	---
Professional Services	---	---	---
Travel	---	---	---
Training	---	---	---
Other Operating Expenses	---	---	---
Capital Expenditures	---	---	---
Non-Profit or Other Programs	---	---	---
Other Expenditures	---	---	---
Total Expenditures	\$---	\$---	---
Estimated Value of All Held Property	---	\$---	---
Year-End Balance	---	\$---	---

*Entity with no data in 2023 and 2024 has no expenditures to report.

White Bear Lake Police Department

Expenditures	2023 Expenditures	2024* Expenditures	Percent Change (\$)
Amount Received in the Previous Year	\$7,222	\$5,368	-25.7%
Expenditure Categories			
Crime Prevention	\$---	\$---	---
Victim Reparations	---	---	---
Exploited Youth Programs	---	---	---
Trafficking Victim Programs	---	---	---
Investigation Costs	---	---	---
Court Costs	77	---	-100.0%
Salaries	---	---	---
Professional Services	---	---	---
Travel	---	---	---
Training	---	---	---
Other Operating Expenses	---	2,925	---
Capital Expenditures	---	4,234	---
Non-Profit or Other Programs	---	---	---
Other Expenditures	---	---	---
Total Expenditures	\$77	\$7,159	9197.4%
Estimated Value of All Held Property	---	\$---	---
Year-End Balance	36,095	\$---	-100.0%

*Entity with no data in 2023 and 2024 has no expenditures to report.

White Earth Tribal Office

Expenditures	2023 Expenditures	2024* Expenditures	Percent Change (\$)
Amount Received in the Previous Year	\$---	\$---	---
Expenditure Categories			
Crime Prevention	\$---	\$---	---
Victim Reparations	---	---	---
Exploited Youth Programs	---	---	---
Trafficking Victim Programs	---	---	---
Investigation Costs	---	---	---
Court Costs	---	---	---
Salaries	---	---	---
Professional Services	---	---	---
Travel	---	---	---
Training	---	---	---
Other Operating Expenses	---	---	---
Capital Expenditures	---	---	---
Non-Profit or Other Programs	---	---	---
Other Expenditures	---	---	---
Total Expenditures	\$---	\$---	---
Estimated Value of All Held Property	---	\$---	---
Year-End Balance	---	\$---	---

*Entity with no data in 2023 and 2024 has no expenditures to report.

Wilkin County Attorney's Office

Expenditures	2023 Expenditures	2024* Expenditures	Percent Change (\$)
Amount Received in the Previous Year	\$---	\$---	---
Expenditure Categories			
Crime Prevention	\$---	\$---	---
Victim Reparations	---	---	---
Exploited Youth Programs	---	---	---
Trafficking Victim Programs	---	---	---
Investigation Costs	---	---	---
Court Costs	---	---	---
Salaries	---	---	---
Professional Services	---	---	---
Travel	---	---	---
Training	---	---	---
Other Operating Expenses	---	---	---
Capital Expenditures	---	---	---
Non-Profit or Other Programs	---	---	---
Other Expenditures	---	---	---
Total Expenditures	\$---	\$---	---
Estimated Value of All Held Property	---	\$---	---
Year-End Balance	---	\$---	---

*Entity with no data in 2023 and 2024 has no expenditures to report.

Wilkin County Sheriff's Office

Expenditures	2023 Expenditures	2024* Expenditures	Percent Change (\$)
Amount Received in the Previous Year	\$---	\$4,640	---
Expenditure Categories			
Crime Prevention	\$---	\$---	---
Victim Reparations	---	---	---
Exploited Youth Programs	---	---	---
Trafficking Victim Programs	---	---	---
Investigation Costs	---	---	---
Court Costs	---	---	---
Salaries	---	---	---
Professional Services	---	---	---
Travel	---	---	---
Training	---	---	---
Other Operating Expenses	---	---	---
Capital Expenditures	---	4,640	---
Non-Profit or Other Programs	---	---	---
Other Expenditures	---	---	---
Total Expenditures	\$---	\$4,640	---
Estimated Value of All Held Property	---	\$---	---
Year-End Balance	---	\$---	---

*Entity with no data in 2023 and 2024 has no expenditures to report.

Willmar Police Department

Expenditures	2023 Expenditures	2024* Expenditures	Percent Change (\$)
Amount Received in the Previous Year	\$417	\$3,134	651.6%
Expenditure Categories			
Crime Prevention	\$---	\$---	---
Victim Reparations	---	---	---
Exploited Youth Programs	---	---	---
Trafficking Victim Programs	---	---	---
Investigation Costs	206	---	-100.0%
Court Costs	---	---	---
Salaries	---	---	---
Professional Services	---	---	---
Travel	---	---	---
Training	---	---	---
Other Operating Expenses	3,560	15,000	321.3%
Capital Expenditures	927	6,739	627.0%
Non-Profit or Other Programs	---	---	---
Other Expenditures	---	---	---
Total Expenditures	\$4,693	\$21,739	363.2%
Estimated Value of All Held Property	---	\$---	---
Year-End Balance	43,028	19,531	-54.6%

*Entity with no data in 2023 and 2024 has no expenditures to report.

Windom Police Department

Expenditures	2023 Expenditures	2024* Expenditures	Percent Change (\$)
Amount Received in the Previous Year	\$---	\$---	---
Expenditure Categories			
Crime Prevention	\$---	\$---	---
Victim Reparations	---	---	---
Exploited Youth Programs	---	---	---
Trafficking Victim Programs	---	---	---
Investigation Costs	---	---	---
Court Costs	---	---	---
Salaries	---	---	---
Professional Services	---	---	---
Travel	---	---	---
Training	---	---	---
Other Operating Expenses	---	---	---
Capital Expenditures	---	---	---
Non-Profit or Other Programs	---	---	---
Other Expenditures	---	---	---
Total Expenditures	\$---	\$---	---
Estimated Value of All Held Property	---	\$---	---
Year-End Balance	---	\$---	---

*Entity with no data in 2023 and 2024 has no expenditures to report.

Winnebago Public Safety

	2023	2024*	Percent
Expenditures	Expenditures	Expenditures	Change (\$)
Amount Received in the Previous Year	\$---	\$---	---
Expenditure Categories			
Crime Prevention	\$---	\$---	---
Victim Reparations	---	---	---
Exploited Youth Programs	---	---	---
Trafficking Victim Programs	---	---	---
Investigation Costs	---	---	---
Court Costs	---	---	---
Salaries	---	---	---
Professional Services	---	---	---
Travel	---	---	---
Training	---	---	---
Other Operating Expenses	---	---	---
Capital Expenditures	---	---	---
Non-Profit or Other Programs	---	---	---
Other Expenditures	---	---	---
Total Expenditures	\$---	\$---	---
Estimated Value of All Held Property	8,000	\$---	-100.0%
Year-End Balance	1,595	\$---	-100.0%

*Entity with no data in 2023 and 2024 has no expenditures to report.

Winona County Attorney's Office

	2023	2024*	Percent
Expenditures	Expenditures	Expenditures	Change (\$)
Amount Received in the Previous Year	\$8,057	\$2,627	-67.4%
Expenditure Categories			
Crime Prevention	\$---	\$---	---
Victim Reparations	---	---	---
Exploited Youth Programs	---	---	---
Trafficking Victim Programs	---	---	---
Investigation Costs	---	---	---
Court Costs	---	---	---
Salaries	---	---	---
Professional Services	500	---	-100.0%
Travel	202	423	109.4%
Training	957	805	-15.9%
Other Operating Expenses	17,183	---	-100.0%
Capital Expenditures	---	---	---
Non-Profit or Other Programs	---	---	---
Other Expenditures	---	---	---
Total Expenditures	\$18,842	\$1,228	-93.5%
Estimated Value of All Held Property	---	\$---	---
Year-End Balance	52,807	54,207	2.7%

*Entity with no data in 2023 and 2024 has no expenditures to report.

Winona County Sheriff's Office

	2023	2024*	Percent
Expenditures	Expenditures	Expenditures	Change (\$)
Amount Received in the Previous Year	\$5,600	\$4,367	-22.0%
Expenditure Categories			
Crime Prevention	1,405	2,776	97.6%
Victim Reparations	---	---	---
Exploited Youth Programs	---	---	---
Trafficking Victim Programs	---	---	---
Investigation Costs	---	---	---
Court Costs	---	---	---
Salaries	---	---	---
Professional Services	---	---	---
Travel	---	---	---
Training	---	---	---
Other Operating Expenses	216	250	15.7%
Capital Expenditures	---	2,369	---
Non-Profit or Other Programs	---	---	---
Other Expenditures	---	---	---
Total Expenditures	\$1,621	\$5,395	232.8%
Estimated Value of All Held Property	7,800	\$---	-100.0%
Year-End Balance	14,304	13,275	-7.2%

*Entity with no data in 2023 and 2024 has no expenditures to report.

Winona Police Department

	2023	2024*	Percent
Expenditures	Expenditures	Expenditures	Change (\$)
Amount Received in the Previous Year	\$---	\$250	---
Expenditure Categories			
Crime Prevention	\$---	\$---	---
Victim Reparations	---	---	---
Exploited Youth Programs	---	---	---
Trafficking Victim Programs	---	---	---
Investigation Costs	---	---	---
Court Costs	---	---	---
Salaries	---	---	---
Professional Services	---	---	---
Travel	---	---	---
Training	---	---	---
Other Operating Expenses	---	---	---
Capital Expenditures	---	---	---
Non-Profit or Other Programs	---	---	---
Other Expenditures	---	---	---
Total Expenditures	\$---	\$---	---
Estimated Value of All Held Property	---	\$---	---
Year-End Balance	---	250	---

*Entity with no data in 2023 and 2024 has no expenditures to report.

Winsted Police Department

Expenditures	2023 Expenditures	2024* Expenditures	Percent Change (\$)
Amount Received in the Previous Year	\$200	\$---	-100.0%
Expenditure Categories			
Crime Prevention	\$---	\$---	---
Victim Reparations	---	---	---
Exploited Youth Programs	---	---	---
Trafficking Victim Programs	---	---	---
Investigation Costs	80	80	---
Court Costs	---	---	---
Salaries	---	---	---
Professional Services	---	---	---
Travel	---	---	---
Training	---	---	---
Other Operating Expenses	37	---	-100.0%
Capital Expenditures	8,112	16,549	104.0%
Non-Profit or Other Programs	---	---	---
Other Expenditures	233	---	-100.0%
Total Expenditures	\$8,462	\$16,629	96.5%
Estimated Value of All Held Property	---	\$---	---
Year-End Balance	3,455	1,269	-63.3%

*Entity with no data in 2023 and 2024 has no expenditures to report.

Winthrop Police Department

Expenditures	2023 Expenditures	2024* Expenditures	Percent Change (\$)
Amount Received in the Previous Year	\$1,509	\$---	-100.0%
Expenditure Categories			
Crime Prevention	\$---	\$---	---
Victim Reparations	---	---	---
Exploited Youth Programs	---	---	---
Trafficking Victim Programs	---	---	---
Investigation Costs	---	---	---
Court Costs	---	---	---
Salaries	---	---	---
Professional Services	---	---	---
Travel	---	---	---
Training	---	---	---
Other Operating Expenses	---	---	---
Capital Expenditures	---	---	---
Non-Profit or Other Programs	---	---	---
Other Expenditures	---	---	---
Total Expenditures	\$---	\$---	---
Estimated Value of All Held Property	1,509	\$---	-100.0%
Year-End Balance	1,509	\$---	-100.0%

*Entity with no data in 2023 and 2024 has no expenditures to report.

Woodbury Police Department

Expenditures	2023 Expenditures	2024* Expenditures	Percent Change (\$)
Amount Received in the Previous Year	\$41,922	\$42,053	0.3%
Expenditure Categories			
Crime Prevention	4,483	733	-83.6%
Victim Reparations	---	---	---
Exploited Youth Programs	---	---	---
Trafficking Victim Programs	---	---	---
Investigation Costs	---	---	---
Court Costs	2,730	5,417	98.4%
Salaries	---	---	---
Professional Services	---	---	---
Travel	---	---	---
Training	3,768	975	-74.1%
Other Operating Expenses	25,449	36,473	43.3%
Capital Expenditures	14,470	---	-100.0%
Non-Profit or Other Programs	---	---	---
Other Expenditures	1,365	1,388	1.7%
Total Expenditures	\$52,265	\$44,986	-13.9%
Estimated Value of All Held Property	135,404	90,880	-32.9%
Year-End Balance	125,345	119,466	-4.7%

*Entity with no data in 2023 and 2024 has no expenditures to report.

Worthington Police Department

Expenditures	2023 Expenditures	2024* Expenditures	Percent Change (\$)
Amount Received in the Previous Year	\$41,392	\$10,531	-74.6%
Expenditure Categories			
Crime Prevention	\$---	\$---	---
Victim Reparations	---	---	---
Exploited Youth Programs	---	---	---
Trafficking Victim Programs	---	---	---
Investigation Costs	---	---	---
Court Costs	---	---	---
Salaries	---	---	---
Professional Services	---	---	---
Travel	---	---	---
Training	---	---	---
Other Operating Expenses	---	---	---
Capital Expenditures	---	---	---
Non-Profit or Other Programs	---	---	---
Other Expenditures	---	---	---
Total Expenditures	\$---	\$---	---
Estimated Value of All Held Property	11,213	615	-94.5%
Year-End Balance	32,753	10,531	-67.8%

*Entity with no data in 2023 and 2024 has no expenditures to report.

Wright County Attorney's Office

Expenditures	2023 Expenditures	2024* Expenditures	Percent Change (\$)
Amount Received in the Previous Year	\$14,263	\$26,575	86.3%
Expenditure Categories			
Crime Prevention	\$---	\$---	---
Victim Reparations	---	---	---
Exploited Youth Programs	---	---	---
Trafficking Victim Programs	---	---	---
Investigation Costs	---	---	---
Court Costs	---	---	---
Salaries	---	---	---
Professional Services	---	---	---
Travel	4,588	---	-100.0%
Training	245	325	32.7%
Other Operating Expenses	800	477	-40.4%
Capital Expenditures	---	---	---
Non-Profit or Other Programs	18,500	30,000	62.2%
Other Expenditures	---	---	---
Total Expenditures	\$24,133	\$30,802	27.6%
Estimated Value of All Held Property	---	\$---	---
Year-End Balance	252,566	165,912	-34.3%

*Entity with no data in 2023 and 2024 has no expenditures to report.

Wright County Sheriff's Office

Expenditures	2023 Expenditures	2024* Expenditures	Percent Change (\$)
Amount Received in the Previous Year	\$77,850	\$123,720	58.9%
Expenditure Categories			
Crime Prevention	\$---	\$---	---
Victim Reparations	---	---	---
Exploited Youth Programs	---	---	---
Trafficking Victim Programs	---	---	---
Investigation Costs	---	---	---
Court Costs	---	32,918	---
Salaries	---	---	---
Professional Services	2,082	4,143	99.0%
Travel	---	---	---
Training	---	---	---
Other Operating Expenses	---	---	---
Capital Expenditures	43,093	3,030	-93.0%
Non-Profit or Other Programs	---	---	---
Other Expenditures	57,104	27,322	-52.2%
Total Expenditures	\$102,279	\$67,413	-34.1%
Estimated Value of All Held Property	300	42,365	14021.7%
Year-End Balance	56,531	181,350	220.8%

*Entity with no data in 2023 and 2024 has no expenditures to report.

Wyoming Police Department

Expenditures	2023 Expenditures	2024* Expenditures	Percent Change (\$)
Amount Received in the Previous Year	\$330	\$5,826	1665.5%
Expenditure Categories			
Crime Prevention	\$---	\$---	---
Victim Reparations	---	---	---
Exploited Youth Programs	---	---	---
Trafficking Victim Programs	---	---	---
Investigation Costs	---	---	---
Court Costs	---	---	---
Salaries	---	---	---
Professional Services	---	---	---
Travel	---	---	---
Training	---	---	---
Other Operating Expenses	---	---	---
Capital Expenditures	---	478	---
Non-Profit or Other Programs	---	---	---
Other Expenditures	---	---	---
Total Expenditures	\$---	\$478	---
Estimated Value of All Held Property	---	\$---	---
Year-End Balance	18,864	22,677	20.2%

*Entity with no data in 2023 and 2024 has no expenditures to report.

Yellow Medicine County Attorney's Office

Expenditures	2023 Expenditures	2024* Expenditures	Percent Change (\$)
Amount Received in the Previous Year	\$2,628	\$977	-62.8%
Expenditure Categories			
Crime Prevention	\$---	\$---	---
Victim Reparations	---	---	---
Exploited Youth Programs	---	---	---
Trafficking Victim Programs	---	---	---
Investigation Costs	---	---	---
Court Costs	---	---	---
Salaries	---	---	---
Professional Services	---	---	---
Travel	---	---	---
Training	---	---	---
Other Operating Expenses	---	---	---
Capital Expenditures	---	---	---
Non-Profit or Other Programs	---	---	---
Other Expenditures	---	---	---
Total Expenditures	\$---	\$---	---
Estimated Value of All Held Property	---	\$---	---
Year-End Balance	9,775	10,752	10.0%

*Entity with no data in 2023 and 2024 has no expenditures to report.

Yellow Medicine County Sheriff's Office

Expenditures	2023 Expenditures	2024* Expenditures	Percent Change (\$)
Amount Received in the Previous Year	\$593	\$---	-100.0%
Expenditure Categories			
Crime Prevention	\$---	\$---	---
Victim Reparations	---	---	---
Exploited Youth Programs	---	---	---
Trafficking Victim Programs	---	---	---
Investigation Costs	---	---	---
Court Costs	---	---	---
Salaries	---	---	---
Professional Services	---	---	---
Travel	---	---	---
Training	---	---	---
Other Operating Expenses	---	---	---
Capital Expenditures	---	---	---
Non-Profit or Other Programs	---	---	---
Other Expenditures	---	---	---
Total Expenditures	\$---	\$---	---
Estimated Value of All Held Property	593	\$---	-100.0%
Year-End Balance	593	\$---	-100.0%

*Entity with no data in 2023 and 2024 has no expenditures to report.

Zumbrota Police Department

Expenditures	2023 Expenditures	2024* Expenditures	Percent Change (\$)
Amount Received in the Previous Year	\$---	\$---	---
Expenditure Categories			
Crime Prevention	\$---	\$---	---
Victim Reparations	---	---	---
Exploited Youth Programs	---	---	---
Trafficking Victim Programs	---	---	---
Investigation Costs	---	---	---
Court Costs	---	---	---
Salaries	---	---	---
Professional Services	---	---	---
Travel	---	---	---
Training	---	---	---
Other Operating Expenses	---	---	---
Capital Expenditures	---	---	---
Non-Profit or Other Programs	---	---	---
Other Expenditures	---	---	---
Total Expenditures	\$---	\$---	---
Estimated Value of All Held Property	---	\$---	---
Year-End Balance	---	\$---	---

*Entity with no data in 2023 and 2024 has no expenditures to report.

APPENDIX 1

Law Enforcement Agencies Reporting No Forfeitures in 2024

Ada Police Department
Adrian Police Department
Aitkin Police Department
Akeley Police Department
Albany Police Department
Annandale Police Department
Apple Valley Police Department
Appleton Police Department
Arlington Police Department
Audubon Police Department
Babbitt Police Department
Bagley Police Department
Battle Lake Police Department
Bayport Police Department
Benson Police Department
Benton County Sheriff's Office
Blackduck Police Department
Blooming Prairie Police Department
Blue Earth Police Department
Boundary Waters Drug Task Force
Braham Police Department
Breckenridge Police Department
Brooklyn Center Police Department
Brooklyn Park Police Department
Brownsdale Police Department
Brownton Police Department
Buffalo Lake Police Department
Buffalo Police Department
Caledonia Police Department
Cambridge Police Department
Canby Police Department
Cannon Falls Police Department
Cass County Sheriff's Office
Chatfield Police Department
Chippewa County Sheriff's Office
Chisholm Police Department
Clearbrook Police Department
Clearwater County Sheriff's Office
Cleveland Police Department
Climax Police Department
Coleraine Police Department
Cook County Sheriff's Office
Corcoran Police Department
Cottonwood County Sheriff's Office
Crookston Police Department

Crosslake Police Department
Cuyuna Police Department
Danube Police Department
Dawson Police Department
Dayton Police Department
Deerwood Police Department
Department of Corrections
Duluth Township Police Department
Dundas Police Department
East Range Public Safety Board
Eden Valley Police Department
Elmore Police Department
Ely Police Department
Eveleth Police Department
Fairfax Police Department
Fairmont Police Department
Faribault Police Department
Farmington Police Department
Fisher Police Department
Floodwood Police Department
Foley Police Department
Fulda Police Department
Gibbon Police Department
Glyndon Police Department
Golden Valley Police Department
Goodhue County Sheriff's Office
Grand Meadow Police Department
Granite Falls Police Department
Hallock Police Department
Hawley Police Department
Henderson Police Department
Henning Police Department
Hermantown Police Department
Heron Lake-Okabena Police Department
Hill City Police Department
Hokah Police Department
Houston Police Department
Howard Lake Police Department
Hutchinson Police Department
Isanti County Sheriff's Office
Isanti Police Department
Isle Police Department
Jackson County Sheriff's Office
Janesville Police Department
Kenyon Police Department

Law Enforcement Agencies Reporting No Forfeitures in 2024 (Continued)

Kittson County Sheriff's Office	North Branch Police Department
Koochiching County Sheriff's Office	North Saint Paul Police Department
La Crescent Police Department	Northfield Police Department
Lake City Police Department	Northwest Metro Drug Task Force
Lake County Sheriff's Office	Oak Park Heights Police Department
Lake Crystal Police Department	Orono Police Department
Lake of the Woods County Sheriff's Office	Paynesville Police Department
Lake Park Police Department	Pelican Rapids Police Department
Lake Shore Police Department	Pennington County Sheriff's Office
Lakefield Police Department	Pequot Lakes Police Department
Lakes to River Drug and Violent Crimes Task Force	Perham Police Department
Lakeville Police Department	Pierz Police Department
Lamberton Police Department	Pillager Police Department
Le Center Police Department	Pine County Sheriff's Office
Leech Lake Tribal Police Department	Pine River Police Department
Lester Prairie Police Department	Pipestone County Sheriff's Office
Lewiston Police Department	Pope County Sheriff's Office
Lincoln County Sheriff's Office	Prairie Island Indian Community Police
Litchfield Police Department	Preston Police Department
Little Falls Police Department	Proctor Police Department
Long Prairie Police Department	Red Lake County Sheriff's Office
Lower Sioux Tribal Police Department	Renville Police Department
Lowry Police Department	Rice Police Department
Madelia Police Department	Rock County Sheriff's Office
Marshall County Sheriff's Office	Roseau County Sheriff's Office
Martin County Sheriff's Office	Roseau Police Department
Medina Police Department	Royalton Police Department
Menahga Police Department	Rushford Police Department
Mendota Heights Police Department	Saint Anthony Police Department
Metropolitan Transit Police	Saint Charles Police Department
Minneota Police Department	Saint James Police Department
Minnesota Department of Commerce Fraud Bureau	Saint Paul Park Police Department
Minnetrista Public Safety Department	Sartell Police Department
Montevideo Police Department	Sauk Rapids Police Department
Morgan Police Department	Sebeka Police Department
Motley Police Department	Sherburn-Welcome Police Department
Mountain Lake Police Department	Sibley County Sheriff's Office
Murray County Sheriff's Office	Silver Bay Police Department
Nashwauk Police Department	Slayton Police Department
New Hope Police Department	South Saint Paul Police Department
New Richland Police Department	Southwest Hennepin Drug Task Force
New York Mills Police Department	Springfield Police Department
Nicollet County Sheriff's Office	Staples Police Department
Norman County Sheriff's Office	Starbuck Police Department

Law Enforcement Agencies Reporting No Forfeitures in 2024 (Continued)

State Fair Police Department
Steele County Sheriff's Office
Stevens County Sheriff's Office
Swift County Sheriff's Office
Three Rivers Park District Police Department
Tracy Police Department
Traverse County Sheriff's Office
Trimont Police Department
Twin Valley Police Department
Two Harbors Police Department
U/M Duluth Police Department
U/M Morris Police Department
U/M Twin Cities Police Department
Upper Sioux Tribal Community Police
Verndale Police Department
Wabasha County Sheriff's Office
Walker Police Department
Walnut Grove Police Department
Warroad Police Department
Waterville Police Department
Waubun Police Department
Wells Police Department
West Concord Police Department
West Hennepin Public Safety Department
Westbrook Police Department
Wheaton Police Department
White Earth Tribal Office
Willmar Police Department
Windom Police Department
Winnebago Public Safety
Winthrop Police Department
Yellow Medicine County Sheriff's Office