

# 2024 Transit Report: A Guide to Greater Minnesota's Public Transit Systems





# 2024 Transit Report: A Guide to Greater Minnesota's Public Transit Systems

February 2025

Prepared by the Minnesota Department of Transportation  
in compliance with [Minnesota Statutes 174.247](#)

**Minnesota Department of Transportation**  
Office of Transit and Active Transportation  
395 John Ireland Boulevard, MS 430  
St. Paul, MN 55155-1800  
651-366-4191

This report is available online at the [Office of Transit and Active Transportation webpage](#).

To request this document in an alternative format, please call 651-366-4718 or 1-800-657-3774 or email [ADArequest.dot@state.mn.us](mailto:ADArequest.dot@state.mn.us).

April 29, 2025

The Honorable Scott Dibble, Chair  
Senate Transportation Committee  
3107 Minnesota Senate Building  
Saint Paul, Minnesota 55155

The Honorable John Jasinski, Ranking Minority Member  
Senate Transportation Finance & Policy Committee  
2227 Minnesota Senate Building  
Saint Paul, Minnesota 55155

The Honorable Jon Koznick, Chair  
House Transportation Finance & Policy Committee  
2<sup>nd</sup> Floor Centennial Office Building  
Saint Paul, Minnesota 55155

The Honorable Erin Koegel, DFL Lead  
House Transportation Finance & Policy Committee  
5<sup>th</sup> Floor Centennial Office Building  
Saint Paul, Minnesota 55155

RE: 2024 Transit Report

Dear Legislators:

I am pleased to present the Minnesota Department of Transportation's Annual Transit Report. This report includes information on transit service in Minnesota as required by [Minn. Stat. 174.247](#). In addition, it provides a comprehensive overview of the state's public transit services by highlighting accomplishments; listing ridership, financial and performance information; and providing a snapshot of every public transit provider in the state.

Transit is a key component of Minnesota's multimodal transportation system, contributing to the health of people, the environment and the economy. In Greater Minnesota, 40 public transit systems in 79 counties offer scheduled transportation service to the public. These transit services are funded through a financial partnership that includes local, state and federal participation.

MnDOT strives to make access to quality public transit systems available to citizens statewide. To ensure Minnesota is at the forefront of future transit strategies and financing, MnDOT will work proactively toward its mission to provide the highest quality, dependable multimodal transportation system.

Please contact me if you have any questions about this report, or you may contact Sarah Ghandour in MnDOT's Office of Transit and Active Transportation at [sarah.ghandour@state.mn.us](mailto:sarah.ghandour@state.mn.us).

Sincerely,



Nancy Daubenberger, P.E.  
Commissioner

*This page intentionally left blank.*

# Legislative Request

This report is issued to comply with [Minnesota Statutes 174.247](#). The cost of preparing this report is approximately \$12,000. The following table details where specific items requested in legislation are found in the report.

LEGISLATIVE SPECIFICATIONS	REPORT SECTION	PAGE
By February 15 annually, the commissioner shall submit a report to the legislature on transit services outside the metropolitan area. The Metropolitan Council and any public transit system receiving assistance under section 174.24 shall provide assistance in creating the report, as requested by the commissioner. The report must include, at a minimum, the following:		
(1) a descriptive overview of public transit in Minnesota;	State of the Industry	6
(2) a descriptive summary of funding sources and assistance programs;	State of the Industry	7
(3) a summary of each public transit system receiving assistance under section 174.24;	Transit Fact Sheets	19
(4) financial data that identifies for each public transit system and for each transit system classification under section 174.24, subdivision 3b:		
(i) the operating and capital costs;	Financial Statistics	66
(ii) each of the funding sources used to provide financial assistance; and	Financial Statistics	68
(iii) for federal funds, the amount from each specific federal program under which funding is provided;	State of the Industry Financial Statistics	9, 68
(5) a summary of the differences in program implementation requirements and aid recipient eligibility between federal aid and state sources of funds;	State of the Industry	7
(6) in each odd-numbered year, an analysis of public transit system needs and operating expenditures on an annual basis, which must include a methodology for identifying monetary needs, and calculations of:		
(i) the total monetary needs for all public transit systems, for the year of the report and the ensuing five years;	State of the Industry	14
(ii) the total expenditures from local sources for each transit system classification;	Financial Statistics	68
(iii) the comprehensive transit assistance percentage for each transit system classification, which equals the expenditures identified under clause (7), item (ii), for a transit system classification, divided by the amounts identified under subitem (A), plus the sum of state sources of funds plus federal funds provided to all transit systems in that classification; (due to funding complexity, no percentages have been calculated) and	Financial Statistics	
(iv) the amount of surplus or insufficient funds available for paying capital and operating costs to fully implement the greater Minnesota transit investment plan under section 174.24, subdivision 1a.	State of the Industry	16

# Table of Contents

<b>Cover Letter</b>	<b>2</b>
<b>Legislative Request</b>	<b>4</b>
<b>State of the Industry</b>	<b>7</b>
<b>Transit System Fact Pages</b>	<b>16</b>
ARROWHEAD TRANSIT .....	18
BECKER COUNTY TRANSIT .....	19
BRAINERD & CROW WING PUBLIC TRANSIT .....	20
BROWN COUNTY HEARTLAND EXPRESS .....	21
CENTRAL COMMUNITY TRANSIT .....	22
COMMUNITY TRANSIT (UNITED COMMUNITY ACTION PARTNERSHIP) .....	23
DULUTH TRANSIT AUTHORITY: FIXED ROUTE .....	24
DULUTH TRANSIT AUTHORITY: STRIDE (SPECIAL TRANSIT RIDE) .....	25
EAST GRAND FORKS TRANSIT: FIXED ROUTE .....	26
EAST GRAND FORKS TRANSIT: DIAL-A-RIDE .....	27
FOSSTON TRANSIT .....	28
HIBBING AREA TRANSIT .....	29
HUBBARD COUNTY HEARTLAND EXPRESS .....	30
JEFFERSON LINES .....	31
LA CRESCENT APPLE EXPRESS .....	32
LAND TO AIR EXPRESS (BLUE EARTH BLUE SKY) .....	33
MANKATO: FIXED ROUTE .....	34
MANKATO: DIAL-A-RIDE .....	35
MINNESOTA RIVER VALLEY TRANSIT .....	36
MOORHEAD METRO AREA TRANSIT: FIXED ROUTE .....	37
MOORHEAD METRO AREA TRANSIT: DIAL-A-RIDE .....	38
MORRIS TRANSIT .....	39
PAUL BUNYAN TRANSIT .....	40
PRAIRIE FIVE RIDES .....	41
PRAIRIE LAKES TRANSIT (FARIBAULT-MARTIN COUNTY) .....	42
PRAIRIELAND TRANSIT (SOUTHWESTERN MINNESOTA OPPORTUNITY COUNCIL) .....	43
RAINBOW RIDER TRANSIT .....	44
ROCHESTER PUBLIC TRANSIT: FIXED ROUTE .....	45



ROCHESTER PUBLIC TRANSIT: DIAL-A-RIDE .....	46
ROLLING HILLS TRANSIT (SEMCAC TRANSPORTATION) .....	47
SAINT CLOUD METRO BUS: FIXED ROUTE.....	48
SAINT CLOUD METRO BUS: DIAL-A-RIDE .....	49
SAINT CLOUD NORTHSTAR LINK .....	50
SMART TRANSIT (CEDAR VALLEY SERVICES) .....	51
THREE RIVERS HIAWATHALAND TRANSIT .....	52
TIMBER TRAILS PUBLIC TRANSIT (KANABEC COUNTY) .....	53
TRAILBLAZER TRANSIT.....	54
TRANSIT ALTERNATIVES (PRODUCTIVE ALTERNATIVES) .....	55
TRANSIT CONNECTION (TRI-COUNTY ACTION PROGRAM) .....	56
TRI-VALLEY HEARTLAND EXPRESS .....	57
TRUE TRANSIT (VINE FAITH IN ACTION).....	58
WADENA COUNTY FRIENDLY RIDER TRANSIT .....	59
WATONWAN TAKE ME THERE .....	60
WINONA TRANSIT SERVICE .....	61
<b>Financial Statistics</b>	<b>63</b>
<b>Glossary</b>	<b>77</b>



## State of the Industry



## Purpose of the Transit Report

The Transit Report is published annually to give residents and elected officials an overview of public transit services in Greater Minnesota. The report includes fact sheets that describe each of these state-supported public transit systems, aggregated information about calendar year (2023) expenditures, and calendar year (2024) operating budgets. 2024 expenditures are not included because the report is developed in fall 2024. This report meets the requirements in [Minn. Stat.174.247](#) that MnDOT annually compiles and publishes financial information for federal and state-supported transit systems. The chart on page 3 itemizes specific statutory guidelines for the report and indicates which sections meet the requirements.

## About Greater Minnesota Transit

In 2023, Greater Minnesota had 40 public transit systems (28 rural, 7 small urban, and 5 tribal) offering scheduled transit service in 79 counties. Public transit systems provide transportation options that allow residents to participate in the state's communities and economy. In accordance with Minn. Stat.174.247, this report highlights information for the public transit and intercity bus systems in Greater Minnesota. Transit services offered in the seven-county Twin Cities metropolitan area are not included.

Minnesota has specific statutory goals directly related to transit under [Minn. Stat.174.01](#) and [174.21](#). Minnesota Statutes, Section 174.01 has the following goals:

- Provide transit services to all counties in the state to meet the needs of transit users
- Promote and increase the use of high-occupancy vehicles and low-emission vehicles

The statutory purpose of MnDOT's Public Transit Participation Program is laid out in Minn. Stat. 174.21:

- (1) Provide access to transit for persons who have no alternative mode of transportation available
- (2) Increase the efficiency and productivity of public transit systems
- (3) Alleviate problems of automobile congestion and energy consumption, and provide desirable land use where such activities are cost-effective
- (4) Maintain a state commitment to public transportation

- (5) Meet the needs of individual transit systems to the extent they are consistent with the other objectives stated above

Transit services are funded with a combination of local, state and federal funding. In the seven-county Twin Cities metropolitan area, the Metropolitan Council plans, coordinates, administers and reports state and federal funding for public transit services. MnDOT's Office of Transit and Active Transportation administers state and federal financial assistance to public transit systems in Greater Minnesota.

## Other Transit Opportunities

MnDOT provides federal section 5311 funding allocation in addition to the direct FTA funding for transit services offered by tribal nations in Minnesota. In recent years, MnDOT's support of tribal nations included sections 5311 and 5310 funds. All tribes are eligible for Rural Transit Assistance Program funding for transportation education and training. The federal funding allocation to tribal nations provides much needed transit services. The Enhanced Mobility for Seniors and Individuals with Disabilities program (Section 5310), a federal program administered by MnDOT, improves mobility by removing barriers to transportation service and expanding transportation mobility options to seniors and individuals with disabilities. This program, while not specifically considered public transit, supports the services planned, designed and carried out to meet the special transportation needs of these individuals. Eligible projects include traditional capital investment and nontraditional investment beyond the Americans with Disabilities Act complementary paratransit services

## Federal and State Funding for Transit

This section outlines how federal and state funding is distributed among Greater Minnesota's public transit systems. Minn. Stat.174.247 requires "a summary of the differences in program implementation requirements and aid recipient eligibility between federal aid and state sources of funds."

### Federal Funding Programs for Public Transit

Urbanized areas, defined by the U.S. Census Bureau as places with populations greater than 50,000 are eligible to receive Federal Transit Administration (Section 5307 Urbanized Area Formula Program) grant funds. The Section 5307 program allows areas with populations greater than 50,000, but less than 200,000, to spend funds on transit planning, capital and operations. Each of Minnesota's eight eligible metropolitan areas receives these funds.

These areas are Fargo-Moorhead, Grand Forks-East Grand Forks, La Crosse-La Crescent, Rochester, Duluth-Superior, St. Cloud, Mankato, and the seven-county Twin Cities metropolitan area. Mankato’s population surpassed 50,000 at the 2010 census and the city began receiving these funds in federal fiscal year 2013. These metropolitan areas receive Section 5307 grant funds directly from the Federal Transit Administration. As direct recipients of federal funds, metropolitan areas are individually responsible to the FTA for compliance with federal laws and regulations. Rural and small urban areas (i.e. smaller cities), defined by the U.S. Census Bureau as places with populations less than 50,000, are eligible for Section 5311 Rural Area Formula Program grant funds. These funds can be used for transit capital and operating assistance. Program funds are typically awarded to states, or registered tribes, and states administer funds to local governments, non-profit organizations or operators of public transportation or intercity bus service. Additionally, there is a relatively new federal law that created a capital formula program for buses and bus facilities (Section 5339 Bus and Bus Facilities Program).

### Federal Programs Support Local Transit Operating and Capital Projects

Federal programs constitute the majority of transit formula funding in Minnesota. These funds are used to provide operating and capital support through grants to large urban, small urban and rural areas. In total, MnDOT provided \$34.7 million in Section 5311 funding toward public transportation assistance in Greater Minnesota (Table 1). Federal Section 5307 and tribal funds are directly appropriated and managed by the large urban systems and the tribal nations. Table 1 depicts the amounts of Section 5311 funding provided for Greater Minnesota Transit assistance for fiscal year 2022.

**Table 1: FY 2023 Section 5311 & CARES  
Federal Funding for Greater Minnesota Transit**

PROGRAM	DESCRIPTION	2022 TOTAL
5311	Non-urbanized Area Formula Program:	
	Operating funding	\$ 34,752,000
	Intercity bus transportation	5,239,960
	Rural Transit Assistance Program	383,844
Grand total		\$ 40,375,804

## State Programs Support Public Transit

The Minnesota State Legislature decides on the funding levels for the state's public transit system every two years. A portion of the State General Fund is typically approved and dedicated for transit in Greater Minnesota.

Additionally, a percentage of funding from the Motor Vehicle Sales Tax is constitutionally dedicated to public transit. The 2023 Legislative Session increased the tax rate from 6.5 percent to 6.875 percent. Sixty percent of the MVST tax stays in the Highway User Tax Distribution fund. The distribution of the funds was also changed during the 2023 Legislative Session from the current 36/4 percent split between Metro Area transit and Greater Minnesota Transit Council to a 34.3/5.7 percent split. Greater Minnesota also receives a portion of Motor Vehicle Lease Sales Tax revenues from leased vehicles, which are split among the state general fund and county state-aid highways.

The 2023 Legislative Session also provided \$40 million to fund the match for Federal aid and State investments. This is a one time appropriation and is available until June 30, 2027.

MnDOT disburses funds for Greater Minnesota transit through the Public Transit Participation Program. Greater Minnesota public transit providers apply annually for operating, capital and planning activities. Eligibility is determined by Minn. Stat. 174.24, and subd. 2 states, "Any legislatively established public transit commission or authority, any county or statutory or home rule charter city providing financial assistance to or operating public transit, any private operator of public transit, or any combination thereof is eligible to receive financial assistance through the public transit participation program."

State law requires local participation in funding public transit services in Greater Minnesota. The percentage of total contracted operating costs paid by any recipient from local sources may not exceed the following percent for that recipient's classification:

- Elderly and disabled system - 15 percent
- Rural (population less than 2,500) - 15 percent
- Small urban (population 2,500 - 50,000) - 20 percent
- Urbanized (population more than 50,000) - 20 percent

In 2023, the Minnesota Legislature passed a temporary reduction in the required local match for public transit funding in Greater Minnesota under through Minnesota Statute, Section 174.24, Subdivision 3b. As a result, the local match percentages have been temporarily reduced for fiscal years 2024 and 2025, providing short-term financial relief to local governments and transit systems.

Other state, local, and federal funding for public transit covers the remaining percent of operating costs awarded through the Public Transit Participation Program.

## State Public Transit Assistance

The following table lists Greater Minnesota state transit funding for 2022-2023.

**Table 2: State Transit Funding for 2022-2023**

SOURCE	2022	2023	TOTAL
Public transit assistance (general fund)	\$18,201,000	\$18,201,000	\$36,402,000
Greater MN transit account (MVLST daily receipts and one-time MVST leased revenues)	\$65,409,599	\$63,957,192	\$129,366,791
Greater Minnesota total	\$83,610,599	\$82,158,192	\$165,768,791

## 2023 Major Accomplishments

### BETTER Minnesota Communities Application

Four transit systems in southern Minnesota were awarded electric vehicles through the federal 2022 Low or No Emission Grant Program. Prairie Lakes Transit (Faribault-Martin County Transit Board), Hermann Express (Brown County Human Services in partnership with the City of New Ulm), Minnesota River Valley Transit (City of Le Sueur and City of St. Peter) and SMART (Cedar Valley Services, Inc.) were awarded a total of six buses to begin electrifying their fleets.

In addition to electric buses, the grant funds charging stations, facility renovations to house the new buses and charging stations, and workforce development training in proper maintenance practices for electric vehicles. Facility renovations were initiated in fall 2023, bus deliveries and local workforce development will take place in 2025, and the project will be complete in December 2026.

The application process advanced local expertise in fleet electrification. For example, applicants learned that bus orders must be timed to coincide with delivery of charging stations to ensure manufacturers' warranties on each run concurrently. The project aligns well with the strategies outlined in Region Nine RDC's Comprehensive Economic Development Strategy. These include pursuing community and economic development that is resilient against the effects of climate change, aligning industry with global sustainability standards, and developing and maintaining a transportation system that fosters growth and enhances economic development.



## **FTA Innovation and Research Grants**

MnDOT continued the work of implementing two FTA research grants it was awarded in 2020 to drive transit innovation in Greater Minnesota. The first grant of \$785,000 (\$628,000 federal and \$157,000 state) from the FTA Accelerating Innovative Mobility (AIM) program is funding the Southern Minnesota Mobility-as-a-Service Project, an effort to develop and deploy a multimodal trip planning, booking, and trip tracking system built on an open architecture. MnDOT is working with seven Greater Minnesota public transit agencies in Southern Minnesota, two small urban (5307) and five rural systems (5311), as well as other shared mobility services like intercity bus and rail, carshare, taxis and ride hail, and micromobility.

For the second award, FTA's COVID-19 Research and Demonstration Project program is providing a \$900,000 grant (\$450,000 federal and \$450,000 state and local) to test mobile app and fare card based contactless payment and trip planning technologies in rural communities under the Western Minnesota Contactless Payment Project. This will involve eight Greater Minnesota rural public transit systems (5311) in Western Minnesota.

With similar technology and project timelines, MnDOT moved forward in 2021 with a single procurement of Mobility-as-a-Service technologies for both the Southern and Western Minnesota Projects. The University of Minnesota will provide data collection and analysis on each project to determine impacts on travel behavior and on public transit system finances and operations. Both projects launched in early 2023 and ran through spring 2024.

## **Volunteer Drivers**

MCOTA in partnership with MPTA and MN Volunteer Driver Coalition crafted and endorsed legislation for the 2021 session to adjust the state's charity tax credit for Minnesota Volunteer Drivers from \$.14 per mile to the current IRS Business Rate. The first law eliminated the state tax burden of any reimbursement for mileage expenses. The second law changed language to have a consistent definition of what a Volunteer Driver is and is not. Volunteer Drivers are not for hire, as they volunteer their time, the reimbursement that they receive above the \$.14 per mile up to the IRS Business rate is only cost reimbursement of operating volunteer's own vehicle. Both were passed in the 2021 Special Session were in place for CY 2022 tax year. Also, insurance carriers cannot decline coverage or charge a higher rate because Volunteer Drivers do not earn "income" on cost reimbursement at or lower than current IRS Business mileage rate.

Since the passage of the legislation in 2021, MCOTA in partnership with MPTA and MN Volunteer Driver Coalition have been seeking federal legislation to address the federal tax burden to Volunteer drivers. Federal legislation was authored in 2022 and 2023, HR 2023, and is ready for debate in Congress.

## Conclusion

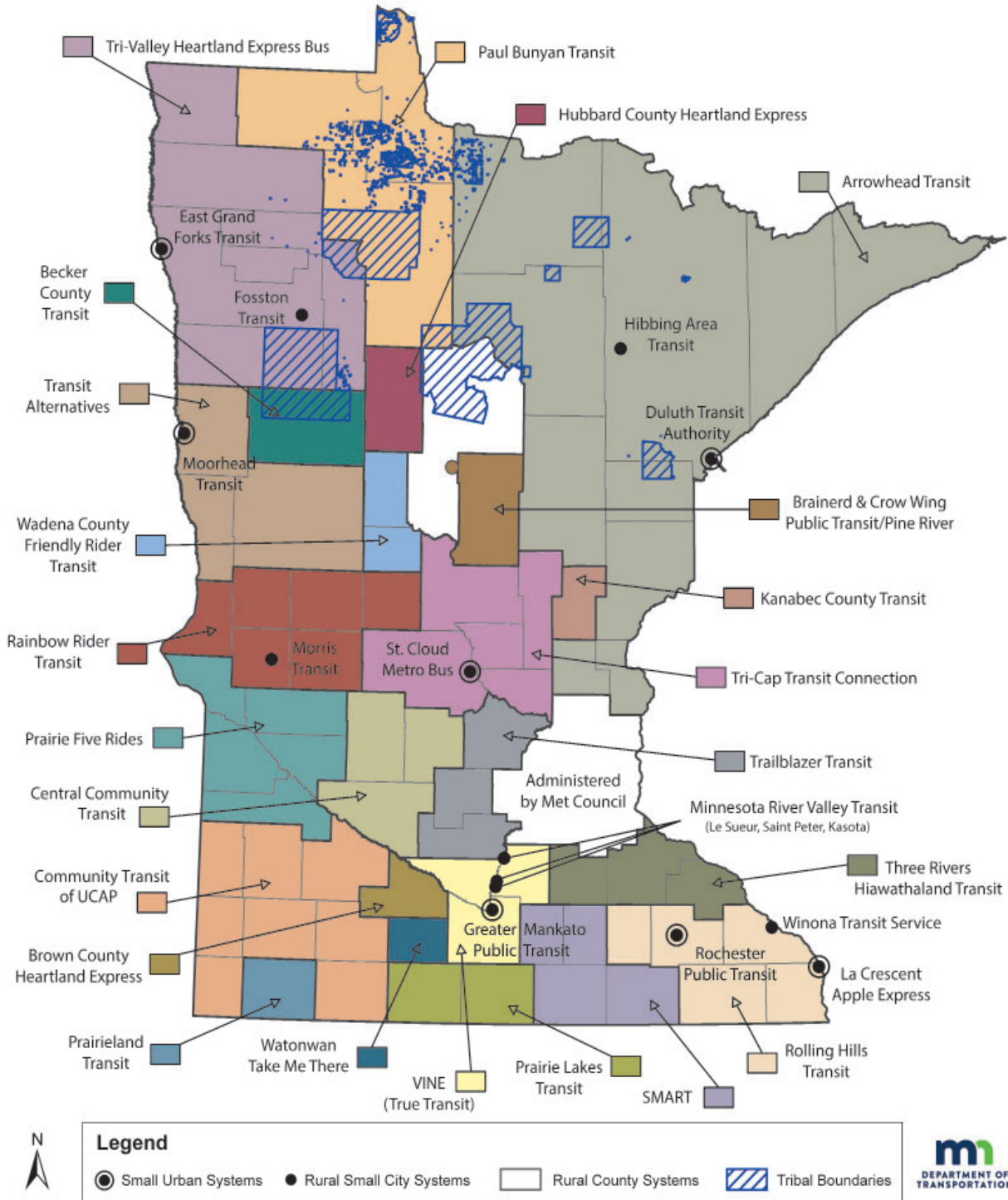
Public transportation is important to people in Greater Minnesota to access economic and social opportunities in their communities. Transportation equity objectives, an aging demographic, and climate change create even greater demands on public transit. MnDOT strives to make access to quality public transit systems available to citizens statewide. To assure that Minnesota is at the forefront of future transit strategies and financing, MnDOT proactively works toward its mission to provide the highest quality, dependable multimodal transportation system.

# Transit System Fact Pages



# Greater Minnesota Public Transit Map

Systems Administered by the Minnesota Department of Transportation  
Current as of December 2022



# Arrowhead Transit



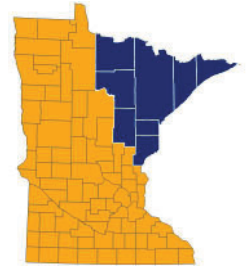
INFORMATION	ARROWHEAD TRANSIT
Transit Director	Brandon Nurmi
Street	702 3rd Avenue South
City/State/Zip	Virginia, MN 55792
Telephone	218-735-6807
Website	<a href="http://www.arrowheadtransit.com">www.arrowheadtransit.com</a>

## System Highlights

- Announced our new Transit Director, Brandon Nurmi.
- Aired our first commercial during the Super Bowl; a milestone allowing us to reach viewers with our message of community-based transportation.
- Updating our website and brochures to make the resources more intuitive and user-friendly.

## System Characteristics

INFORMATION	ARROWHEAD TRANSIT
Vehicle Fleet	62 Class 400 Buses, 73 Class 500 Buses
Service Type	Dial-a-Ride, Route Deviation
Base Fare	\$2.00
Area Served	Aitkin, Carlton, Chisago, Cook, Isanti, Itasca, Koochiching, Lake, Pine and St. Louis counties
State/Fed District	03A&B, 05B, 07A, 10A&B, 11A&B, 31A, 32A&B, 39A/ 03, 05, 10, 11, 31, 32, 39



## Span of Service

DAY OF WEEK	HOURS OF OPERATION
Weekday	6:00a.m. to 8:00p.m.
Saturday	7:00a.m. to 5:00p.m.
Sunday	7:00a.m. to 2:00p.m.

## Financial Statistics

FINANCIAL DATA	TOTAL	FEDERAL	FEDERAL ARP/CRRSAA	STATE GF	STATE GMTA (MVST)	LOCAL
2023 Operating Expenditures	\$12,261,998	\$5,257,634	\$0	\$0	\$4,943,175	\$2,061,190
2023 Capital Expenditures	\$2,018,000	\$1,351,400	\$0	\$316,300	\$0	\$350,300
2024 Operating Budget	\$13,577,800	\$4,612,842	\$0	\$2,071,517	\$6,214,551	\$678,890

# Becker County Transit



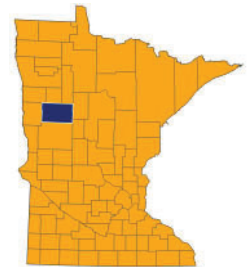
INFORMATION	BECKER COUNTY TRANSIT
Transit Director	Kevin Johnson
Street	1771 North Tower Road
City/State/Zip	Detroit Lakes, MN 56501
Telephone	218-847-1674
Website	<a href="http://www.co.becker.mn.us/dept/transit">www.co.becker.mn.us/dept/transit</a>

## System Highlights

- Moved into a new facility that includes heated storage, offices, meeting room, training room, breakroom, wash bay, fuel depot and mechanics on site.

## System Characteristics

INFORMATION	BECKER COUNTY TRANSIT
Vehicle Fleet	1 Class 300 Bus, 7 Class 400 Buses
Service Type	Dial-a-Ride
Base Fare	\$1.50
Area Served	Detroit Lakes, Frazee, Audubon, Hawley
State/Fed District	4B/7



## Span of Service

DAY OF WEEK	HOURS OF OPERATION
Weekday	7:00a.m. to 6:00p.m.
Saturday	10:00a.m. to 2:00p.m.
Sunday	No service

## Financial Statistics

FINANCIAL DATA	TOTAL	FEDERAL	FEDERAL ARP/CRRSAA	STATE GF	STATE GMTA (MVST)	LOCAL
2023 Operating Expenditures	\$669,126	\$295,315	\$0	\$79,503	\$216,427	\$77,882
2023 Capital Expenditures	\$0	\$0	\$0	\$0	\$0	\$0
2024 Operating Budget	\$688,900	\$255,216	\$0	\$0	\$399,239	\$34,445



# Brainerd & Crow Wing Public Transit

INFORMATION	BRAINERD & CROW WING PUBLIC TRANSIT
Transit Director	Crystal Gauthier
Street	501 Laurel Street
City/State/Zip	Brainerd, MN 56401
Telephone	218-825-7433 (RIDE) or 866-925-7433
Website	<a href="http://www.ci.brainerd.mn.us/transit">www.ci.brainerd.mn.us/transit</a>



## System Highlights

- Service in Crow Wing County was updated to morning and afternoon trips offered to and from the cities of Pequot Lakes or Crosby with morning trips offered from 6:30am-8:30am, and in the afternoon 2:00 pm-4:30 pm.
- Five (5) buses now offer service within the city limits of Brainerd and Baxter.
- The system received its fifth gasoline-powered bus in the fleet and was a much-welcomed addition in the community.

## System Characteristics

INFORMATION	BRAINERD & CROW WING PUBLIC TRANSIT
Vehicle Fleet	9 Class 400 Buses, 1 Class 500 Bus
Service Type	Dial-a-Ride
Base Fare	Brainerd: \$3.00, Baxter: \$7.00, Pequot Lakes: \$8.00 Crosby: \$8.00
Area Served	Brainerd, Baxter, Pequot Lakes and Crosby
State/Fed District	6, 6B/8



## Span of Service

DAY OF WEEK	HOURS OF OPERATION
Weekday	6:00a.m. to 6:00p.m.
Saturday	No service
Sunday	No service

## Financial Statistics

FINANCIAL DATA	TOTAL	FEDERAL	FEDERAL ARP/CRRSAA	STATE GF	STATE GMTA (MVST)	LOCAL
2023 Operating Expenditures	\$1,462,807	\$634,950	\$0	\$177,586	\$532,759	\$117,512
2023 Capital Expenditures	\$0	\$0	\$0	\$0	\$0	\$0
2024 Operating Budget	\$1,458,600	\$508,833	\$0	\$0	\$876,837	\$72,930



# Brown County Heartland Express



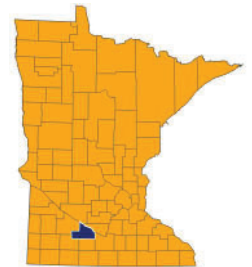
INFORMATION	BROWN COUNTY HEARTLAND EXPRESS
Transit Director	Patrick LaCourse
Street	1900 North Franklin Street
City/State/Zip	New Ulm, MN 56073
Telephone	507-359-2717 or 800-707-2717
Website	<a href="http://www.co.brown.mn.us/transit">www.co.brown.mn.us/transit</a>

## System Highlights

- Our Hermann Express route is adding passengers every year and has been a big hit to the citizens of New Ulm.
- Heartland Express ridership is coming back from pre-pandemic levels.
- We are working to secure two electric buses for our Hermann Express route.

## System Characteristics

INFORMATION	BROWN COUNTY HEARTLAND EXPRESS
Vehicle Fleet	9 Class 400 Buses, 1 support vehicle
Service Type	Dial-a-Ride
Base Fare	Heartland in town \$1.50, out of the city limits \$3.00.
Area Served	Brown County
State/Fed District	16/1



## Span of Service

DAY OF WEEK	HOURS OF OPERATION
Weekday	6:15a.m. to 5:45p.m. (Heartland) 7:00a.m. to 12:00p.m. and 1:00p.m. to 6:00p.m. (Hermann)
Saturday	10:00a.m. to 2:00p.m. (Hermann)
Sunday	8:00a.m. to 12:00p.m. (Heartland)

## Financial Statistics

FINANCIAL DATA	TOTAL	FEDERAL	FEDERAL ARP/CRRSAA	STATE GF	STATE GMTA (MVST)	LOCAL
2023 Operating Expenditures	\$1,099,442	\$503,458	\$0	\$136,225	\$363,019	\$96,740
2023 Capital Expenditures	\$0	\$0	\$0	\$0	\$0	\$0
2024 Operating Budget	\$1,186,600	\$428,922	\$0	\$0	\$698,348	\$59,330

# Central Community Transit



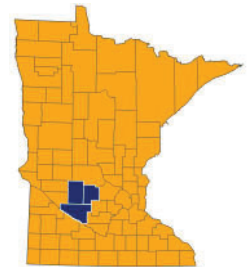
INFORMATION	CENTRAL COMMUNITY TRANSIT
Transit Director	Amy Nieland
Street	1320 22nd Street
City/State/Zip	Willmar, MN 56201
Telephone	320-979-5233
Website	<a href="http://www.cctbus.org">www.cctbus.org</a>

## System Highlights

- CCT serves three counties in central Minnesota west of the Twin Cities.
- We have a fleet of mostly 400 series buses that run seven days a week at some of our locations.
- We have a robust volunteer driver program for individuals needing transportation beyond our regular bus routes.

## System Characteristics

INFORMATION	CENTRAL COMMUNITY TRANSIT
Vehicle Fleet	29 Class 400 Buses, 4 Class 500 Buses, 2 support vans
Service Type	Dial-a-Ride, Route Deviation, Fixed Route
Base Fare	Varies, \$2-8
Area Served	Meeker, Kandiyohi and Renville counties
State/Fed District	13A, 16B, 17A, 17B, 18A, 18B/7



## Span of Service

DAY OF WEEK	HOURS OF OPERATION
Weekday	5:30 a.m. to 8:00 p.m.
Saturday	No service
Sunday	No service

## Financial Statistics

FINANCIAL DATA	TOTAL	FEDERAL	FEDERAL ARP/CRRSAA	STATE GF	STATE GMTA (MVST)	LOCAL
2023 Operating Expenditures	\$3,461,577	\$1,278,445	\$0	\$531,299	\$703,700	\$948,134
2023 Capital Expenditures	\$657,800	\$526,240	\$0	\$65,780	\$0	\$65,780
2024 Operating Budget	\$4,601,200	\$1,596,348	\$0	\$0	\$2,774,792	\$230,060

# Community Transit (United Community Action Partnership)

INFORMATION	COMMUNITY TRANSIT
Transit Director	Nick Leske
Street	1400 South Saratoga Street
City/State/Zip	Marshall, MN 56258
Telephone	507-537-1416
Website	<a href="http://www.communitytransitswmn.org">www.communitytransitswmn.org</a>

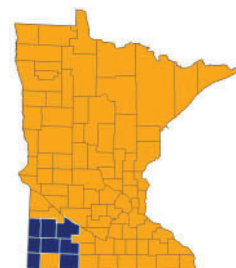


## System Highlights

- Increased ridership 7.25 percent from previous year.
- Received three class 400 buses from calendar year 2020.
- Increased volunteer driver program to 34 volunteers and three rider companions.

## System Characteristics

INFORMATION	COMMUNITY TRANSIT
Vehicle Fleet	2 Class 300 Buses, 40 Class 400 Buses
Service Type	Dial-a-Ride, Route Deviation
Base Fare	\$1.00 Routes \$2.00 Dial-a-Ride, \$2.50 same day. Rural Service varies by mileage.
Area Served	Cottonwood, Jackson, Lincoln, Lyon, Murray, Pipestone, Redwood and Rock counties
State/Fed District	16, 16A, 16B, 17A, 17B, 18A, 18B, 22, 22A, 22B, 23, 23A/1,7



## Span of Service

DAY OF WEEK	HOURS OF OPERATION
Weekday	Service hours vary by community, see website
Saturday	Service hours vary by community, see website
Sunday	Service hours vary by community, see website

## Financial Statistics

FINANCIAL DATA	TOTAL	FEDERAL	FEDERAL ARP/CRRSAA	STATE GF	STATE GMTA (MVST)	LOCAL
2023 Operating Expenditures	\$4,304,052	\$1,823,439	\$0	\$525,864	\$1,382,403	\$572,346
2023 Capital Expenditures	\$577,800	\$491,130	\$0	\$28,890	\$0	\$57,780
2024 Operating Budget	\$4,459,800	\$1,536,522	\$0	\$0	\$2,700,288	\$222,990

# Duluth Transit Authority: Fixed Route

INFORMATION	DULUTH TRANSIT AUTHORITY: FIXED ROUTE
Transit Director	Rod Fournier
Street	2402 West Michigan Street
City/State/Zip	Duluth, MN 55812
Telephone	218-722-7283
Website	<a href="http://www.duluthtransit.com">www.duluthtransit.com</a>



## System Highlights

- Better Bus Blueprint System Launch August of 2023 (Complete re-design, all new routes pre-BRT).
- New signage and bus stop improvements real-time information (where's my bus).
- Pilot Pass Program with Duluth High School students and staff over five (5) months.

## System Characteristics

INFORMATION	DULUTH TRANSIT AUTHORITY: FIXED ROUTE
Vehicle Fleet	3 Class 200 buses, 3 Class 300 buses, 6 Class 400 buses, 80 Class 700 buses
Service Type	Fixed Route
Base Fare	\$0.75 - \$1.50
Area Served	Duluth, Hermantown, Proctor, (Wisconsin-Superior)
State/Fed District	6B, 7A, 7B/8



## Span of Service

DAY OF WEEK	HOURS OF OPERATION
Weekday	4:20a.m. to 12:23a.m.
Saturday	5:40a.m. to 10:53 p.m.
Sunday	5:40a.m. to 10:53p.m.

## Financial Statistics

FINANCIAL DATA	TOTAL	FEDERAL	FEDERAL ARP/CRRSAA	STATE GF	STATE GMTA (MVST)	LOCAL
2023 Operating Expenditures	\$18,720,003	\$1,399,845	\$0	\$3,529,580	\$10,588,740	\$3,201,839
2023 Capital Expenditures	\$263,000	\$117,035	\$0	\$119,665	\$0	\$26,300
2024 Operating Budget	\$20,082,200	\$1,775,759	\$0	\$4,325,583	\$12,976,748	\$1,004,110

# Duluth Transit Authority: STRIDE (Special Transit RIDE)



INFORMATION	DULUTH TRANSIT AUTHORITY: STRIDE
Transit Director	Rod Fournier
Street	2402 West Michigan Street
City/State/Zip	Duluth, MN 55806
Telephone	218-623-4307
Website	<a href="http://www.duluthtransit.com">www.duluthtransit.com</a>

## System Highlights

- Procured 2.5 used vehicles.
- Cellular AVL Solution.
- E-Ticketing.

## System Characteristics

INFORMATION	DULUTH TRANSIT AUTHORITY: STRIDE
Vehicle Fleet	14 Support Vans
Service Type	Dial-a-Ride; Subscription service
Base Fare	Peak fare: \$3.00, Off-peak: \$1.50
Area Served	Duluth, Hermantown, Proctor (Wisconsin - Superior)
State/Fed District	6B, 7A, 7B/8



## Span of Service

DAY OF WEEK	HOURS OF OPERATION
Weekday	4:00a.m. to 12:00a.m.
Saturday	5:00a.m. to 12:00a.m.
Sunday	5:00a.m. to 12:00a.m.

## Financial Statistics

FINANCIAL DATA	TOTAL	FEDERAL	FEDERAL ARP/CRRSAA	STATE GF	STATE GMTA (MVST)	LOCAL
2023 Operating Expenditures	\$1,093,572	\$0	\$0	\$235,386	\$706,159	\$152,027
2023 Capital Expenditures	\$0	\$0	\$0	\$0	\$0	\$0
2024 Operating Budget	\$1,473,900	\$0	\$0	\$350,051	\$1,050,154	\$73,695

# East Grand Forks Transit: Fixed Route



INFORMATION	EAST GRAND FORKS TRANSIT: FIXED ROUTE
Transit Director	Nancy Ellis
Street	600 Demers Avenue NW
City/State/Zip	East Grand Forks, MN 56721
Telephone	218-773-0124
Website	<a href="https://www.grandforksgov.com/government/city-departments/cities-area-transit-cat">https://www.grandforksgov.com/government/city-departments/cities-area-transit-cat</a>

## System Highlights

- Able to maintain Fixed Route ridership from 2022 and are showing a slight increase in 2023.
- Building an addition to the transit facility to update bus garage, washer and maintenance bays.
- Will be starting a Microtransit study to determine prime locations/service and how to implement.

## System Characteristics

INFORMATION	EAST GRAND FORKS TRANSIT: FIXED ROUTE
Vehicle Fleet	2 Class 400 Bus, 1 Class 700 Bus
Service Type	Fixed Route
Base Fare	\$1.50
Area Served	East Grand Forks, MN and Grand Forks, ND
State/Fed District	1B/7



## Span of Service

DAY OF WEEK	HOURS OF OPERATION
Weekday	6:00a.m. to 10:00p.m.
Saturday	8:00a.m. to 10:00p.m.
Sunday	No service

## Financial Statistics

FINANCIAL DATA	TOTAL	FEDERAL	FEDERAL ARP/CRRSAA	STATE GF	STATE GMTA (MVST)	LOCAL
2023 Operating Expenditures	\$588,605	\$191,824	\$0	\$71,655	\$214,965	\$110,161
2023 Capital Expenditures	\$0	\$0	\$0	\$0	\$0	\$0
2024 Operating Budget	\$500,100	\$135,820	\$0	\$84,819	\$254,456	\$25,005



# East Grand Forks Transit: Dial-a-Ride



INFORMATION	EAST GRAND FORKS TRANSIT: DIAL-A-RIDE
Transit Director	Nancy Ellis
Street	600 Demers Avenue NW
City/State/Zip	East Grand Forks, MN 56721
Telephone	218-773-0124
Website	<a href="http://www.grandforksgov.com/government/city-departments/cities-area-transit-cat">www.grandforksgov.com/government/city-departments/cities-area-transit-cat</a>

## System Highlights

- Continuous review of service to move riders to regular route, if we can, to reduce costs.
- Working with partners to determine if agency fees are necessary.

## System Characteristics

INFORMATION	EAST GRAND FORKS TRANSIT: DIAL-A-RIDE
Vehicle Fleet	1 Class 400 Bus
Service Type	Dial-a-Ride
Base Fare	\$3.00
Area Served	East Grand Forks, MN and Grand Forks, ND
State/Fed District	1B/7



## Span of Service

DAY OF WEEK	HOURS OF OPERATION
Weekday	6:00a.m. to 10:00p.m.
Saturday	8:00a.m. to 10:00p.m.
Sunday	No service

## Financial Statistics

FINANCIAL DATA	TOTAL	FEDERAL	FEDERAL ARP/CRRSAA	STATE GF	STATE GMTA (MVST)	LOCAL
2023 Operating Expenditures	\$125,497	\$0	\$0	\$27,349	\$82,046	\$16,102
2023 Capital Expenditures	\$0	\$0	\$0	\$0	\$0	\$0
2024 Operating Budget	\$199,400	\$0	\$0	\$47,358	\$142,073	\$9,970



# Fosston Transit



INFORMATION	FOSSTON TRANSIT
Transit Director	Dyana Dunnigan
Street	220 East First Street
City/State/Zip	Fosston, MN 56542
Telephone	218-435-1959
Website	<a href="http://www.fosston.com">www.fosston.com</a>

## System Highlights

- The Fosston Star Committee sponsored rides for the annual Lefse Fest for extended hours during the event that was held Nov. 3, 2023.
- On July 21, 2023 the City Bus shuttled folks from the Mini Carnival on the east end of town to the Highway 2 Cruisers Car Show on the west end of town.

## System Characteristics

INFORMATION	FOSSTON TRANSIT
Vehicle Fleet	2 Class 400 Buses
Service Type	Dial-a-Ride
Base Fare	\$1.00
Area Served	Fosston
State/Fed District	1B/7



## Span of Service

DAY OF WEEK	HOURS OF OPERATION
Weekday	8:00a.m. to 4:30p.m.
Saturday	9:00a.m. to 1:00p.m.
Sunday	No service

## Financial Statistics

FINANCIAL DATA	TOTAL	FEDERAL	FEDERAL ARP/CRRSAA	STATE GF	STATE GMTA (MVST)	LOCAL
2023 Operating Expenditures	\$168,106	\$68,500	\$0	\$17,503	\$52,508	\$29,596
2023 Capital Expenditures	\$0	\$0	\$0	\$0	\$0	\$0
2024 Operating Budget	\$150,200	\$52,728	\$0	\$0	\$89,962	\$7,510

# Hibbing Area Transit



INFORMATION	HIBBING AREA TRANSIT
Transit Director	Erin Husmann
Street	401 East 21st Street
City/State/Zip	Hibbing, MN 55746
Telephone	218-262-3486
Website	<a href="http://www.hibbingmn.gov/168/Hibbing-Area-Transit">www.hibbingmn.gov/168/Hibbing-Area-Transit</a>

## System Highlights

- Teamed up with our police department and transported participants of our Police Youth Academy program.
- Continued providing rides for the Summer Reading Program to and from our city library.

## System Characteristics

INFORMATION	HIBBING AREA TRANSIT
Vehicle Fleet	1 Class 400 bus, 3 Class 500 buses
Service Type	Dial-a-Ride, Route Deviation
Base Fare	\$2.00
Area Served	Hibbing
State/Fed District	7A/8



## Span of Service

DAY OF WEEK	HOURS OF OPERATION
Weekday	6:00a.m. to 8:00p.m., Mon-Thu.; 6:00a.m. to 6:30p.m. Fri.
Saturday	9:00a.m. to 4:30p.m.
Sunday	9:00a.m. to 4:30p.m.

## Financial Statistics

FINANCIAL DATA	TOTAL	FEDERAL	FEDERAL ARP/CRRSAA	STATE GF	STATE GMTA (MVST)	LOCAL
2023 Operating Expenditures	\$437,803	\$189,158	\$135,925	\$68,525	\$141,812	\$38,309
2023 Capital Expenditures	\$0	\$0	\$0	\$0	\$0	\$0
2024 Operating Budget	\$563,900	\$198,393	\$0	\$0	\$337,312	\$28,195

# Hubbard County Heartland Express



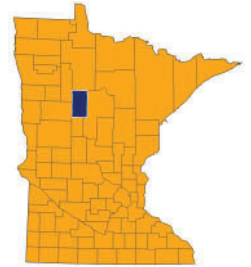
INFORMATION	HUBBARD COUNTY HEARTLAND EXPRESS
Transit Director	Jason Ness
Street	205 Court Avenue
City/State/Zip	Park Rapids, MN 56470
Telephone	218-732-2421
Website	<a href="http://www.hubbardcountyheartlandexpress.com">www.hubbardcountyheartlandexpress.com</a>

## System Highlights

- New bus arrived in April.
- Memorial Day service to local veterans.

## System Characteristics

INFORMATION	HUBBARD COUNTY HEARTLAND EXPRESS
Vehicle Fleet	5 Class 400 Buses
Service Type	Dial-a-Ride, Route Deviation
Base Fare	\$1.50
Area Served	Hubbard County
State/Fed District	2/8



## Span of Service

DAY OF WEEK	HOURS OF OPERATION
Weekday	7:00a.m. to 7:00p.m.
Saturday	7:45a.m. to 4:15p.m.
Sunday	No service

## Financial Statistics

FINANCIAL DATA	TOTAL	FEDERAL	FEDERAL ARP/CRRSAA	STATE GF	STATE GMTA (MVST)	LOCAL
2023 Operating Expenditures	\$679,521	\$263,950	\$0	\$67,820	\$203,460	\$144,291
2023 Capital Expenditures	\$0	\$0	\$0	\$0	\$0	\$0
2024 Operating Budget	\$580,400	\$192,426	\$0	\$0	\$358,954	\$29,020

# Jefferson Lines

INFORMATION	JEFFERSON LINES
Transit Director	Steve Woelfel
Street	2100 East 26th Street
City/State/Zip	Minneapolis, MN 55404
Telephone	612-359-3400
Website	<a href="http://www.jeffersonlines.com">www.jeffersonlines.com</a>

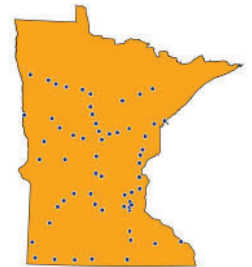


## System Highlights

- Jefferson Lines was recognized as MN Best Transportation four years in a row.
- Upgraded booking systems, which allows passengers to find their boarding pass, manage their trip and more.
- Improved passenger communication with up-to-date travel alerts on upcoming travels.

## System Characteristics

INFORMATION	JEFFERSON LINES
Vehicle Fleet	5 Class 400 buses, 93 Class 700 buses
Service Type	Intercity Bus, Fixed Route
Base Fare	Varies by community, see website
Area Served	More than 55 communities in Minnesota and 15 additional states



## Span of Service

DAY OF WEEK	HOURS OF OPERATION
Weekday	24 hours daily
Saturday	24 hours daily
Sunday	24 hours daily

## Financial Statistics

FINANCIAL DATA	TOTAL	FEDERAL	FEDERAL ARP/CRRSAA	STATE GF	STATE GMTA (MVST)	LOCAL
2023 Operating Expenditures	\$8,234,798	\$482,038	\$1,798,506	\$0	\$2,280,544	\$3,673,710
2023 Capital Expenditures	\$0	\$0	\$0	\$0	\$0	\$0
2024 Operating Budget	\$10,855,500	\$2,953,850	\$0	\$0	\$2,953,850	\$4,947,800

# La Crescent Apple Express



INFORMATION	LA CRESCENT APPLE EXPRESS
Transit Director	Adam Lorentz
Street	2000 Marco Drive
City/State/Zip	La Crosse, WI 54601
Telephone	608-789-7350
Website	<a href="http://www.cityoflacrosse.org/mtu">www.cityoflacrosse.org/mtu</a>

## System Highlights

- 2023 was another accident free year.
- A brand new 2023 ARBOC Low Floor Class 400 was placed into service in November of 2023.
- Ridership for the Apple Express increased by 13 percent in 2023 from 2022.

## System Characteristics

INFORMATION	LA CRESCENT APPLE EXPRESS
Vehicle Fleet	1 Class 400 Bus
Service Type	Rural, Fixed Route, Route Deviation
Base Fare	\$1.50
Area Served	City of La Crescent
State/Fed District	1/3



## Span of Service

DAY OF WEEK	HOURS OF OPERATION
Weekday	5:40a.m. to 12:30p.m. and 1:10p.m. to 7:00p.m.
Saturday	7:40a.m. to 3:30p.m.
Sunday	No service

## Financial Statistics

FINANCIAL DATA	TOTAL	FEDERAL	FEDERAL CARES	STATE GF	STATE GMTA (MVST)	LOCAL
2023 Operating Expenditures	\$345,315	\$65,866	\$0	\$54,290	\$162,870	\$62,288
2023 Capital Expenditures	\$0	\$0	\$0	\$0	\$0	\$0
2024 Operating Budget	\$383,300	\$85,023	\$0	\$69,778	\$209,334	\$19,165

# Land to Air Express (Blue Earth Blue Sky)



INFORMATION	LAND TO AIR EXPRESS
Transit Director	Steve Woelfel
Street	50 Sibley Parkway
City/State/Zip	Mankato, MN 56001
Telephone	507-625-3977
Website	<a href="http://www.landtoairexpress.com">www.landtoairexpress.com</a>

## System Highlights

- Passengers from Mankato have new round trip connections to Sioux Falls, Billings and Spokane.
- New bus station at Ramp B with customer friendly connections to Light Rail, North Star and Metro city bus.
- Land to Air Express' new 240 routes were implemented between Mankato and Fairmont.

## System Characteristics

INFORMATION	LAND TO AIR EXPRESS
Vehicle Fleet	3 Class 300 Buses, 6 Class 400 Buses, 2 Class 500 Buses
Service Type	Fixed Route
Base Fare	Varies by community, see website
Area Served	More than 17 communities in Minnesota
State/Fed District	N/A



## Span of Service

DAY OF WEEK	HOURS OF OPERATION
Weekday	24 hours daily
Saturday	24 hours daily
Sunday	24 hours daily

## Financial Statistics

FINANCIAL DATA	TOTAL	FEDERAL	FEDERAL ARP/CRRSAA	STATE GF	STATE GMTA (MVST)	LOCAL
2023 Operating Expenditures	\$1,376,502	\$560,896	\$0	\$0	\$560,896	\$254,710
2023 Capital Expenditures	\$0	\$0	\$0	\$0	\$0	\$0
2024 Operating Budget	\$1,634,000	\$652,900	\$0		\$598,700	\$382,400



# Mankato: Fixed Route

INFORMATION	MANKATO: FIXED ROUTE
Transit Director	Shawn Schloesser
Street	10 Civic Center Plaza, P.O. Box 3368
City/State/Zip	Mankato, MN 56002
Telephone	507-387-8600
Website	<a href="http://www.mankatomn.gov/residents/mankato-transit-system-127">www.mankatomn.gov/residents/mankato-transit-system-127</a>



## System Highlights

- Increased ridership by 10 percent providing 37,611 additional rides.
- Programmed \$133,000 for ADA improvements to bus stops.
- Completed a Bus Branding Initiative to increase the visibility of public transit service in the communities served.

## System Characteristics

INFORMATION	MANKATO: FIXED ROUTE
Vehicle Fleet	18 Class 400 Buses, 13 Class 700 Buses
Service Type	Fixed Route
Base Fare	\$1.50
Area Served	Mankato, North Mankato, Eagle Lake, and Skyline
State/Fed District	19, 19A, 19B/1



## Span of Service

DAY OF WEEK	HOURS OF OPERATION
Weekday	6:00a.m. to 10:00p.m.
Saturday	10:00a.m. to 5:30p.m.
Sunday	10:00a.m. to 4:00p.m.

## Financial Statistics

FINANCIAL DATA	TOTAL	FEDERAL	FEDERAL ARP/CRRSAA	STATE GF	STATE GMTA (MVST)	LOCAL
2023 Operating Expenditures	\$3,600,527	\$636,183	\$0	\$534,210	\$1,588,149	\$841,985
2023 Capital Expenditures	\$263,000	\$0	\$0	\$236,700	\$0	\$26,300
2024 Operating Budget	\$3,903,500	\$638,519		\$767,452	\$2,302,355	\$195,175

# Mankato: Dial-a-Ride



INFORMATION	MANKATO: DIAL-A-RIDE
Transit Director	Shawn Schloesser
Street	10 Civic Center Plaza, P.O. Box 3368
City/State/Zip	Mankato, MN 56002
Telephone	507-387-8600
Website	<a href="http://www.mankatomn.gov/residents/mankato-transit-system-127">www.mankatomn.gov/residents/mankato-transit-system-127</a>

## System Highlights

- Increased ridership by 45 percent providing 11,361 additional rides.
- Completed the Technology Assistance Plan with the National Center for Applied Transit Technology (N-CATT) and released a Request for Proposals for dispatching software.
- Completed updates to the Title VI Plan, Transit Development Plan, and Safety Plan.

## System Characteristics

INFORMATION	MANKATO: DIAL-A-RIDE
Vehicle Fleet	18 Class 400 Buses, 13 Class 700 Buses
Service Type	Dial-a-Ride
Base Fare	\$3.00
Area Served	Mankato, North Mankato, Eagle Lake, and Skyline
State/Fed District	19, 19A, 19B/1



## Span of Service

DAY OF WEEK	HOURS OF OPERATION
Weekday	6:00a.m. to 10:00p.m.
Saturday	10:00a.m. to 5:30p.m.
Sunday	10:00a.m. to 4:00p.m.

## Financial Statistics

FINANCIAL DATA	TOTAL	FEDERAL	FEDERAL ARP/CRRSAA	STATE GF	STATE GMTA (MVST)	LOCAL
2023 Operating Expenditures	\$1,270,718	\$0	\$0	\$260,971	\$801,158	\$208,589
2023 Capital Expenditures	\$0	\$0	\$0	\$0	\$0	\$0
2024 Operating Budget	\$1,305,900	\$0	\$0	\$310,151	\$930,454	\$65,295



# Minnesota River Valley Transit



INFORMATION	MINNESOTA RIVER VALLEY TRANSIT
Transit Director	Sherri Terhurne and Sandi Owen
Street	227 South Front Street
City/State/Zip	Saint Peter, MN 56082
Telephone	888-880-4696
Website	<a href="http://www.saintpetermn.gov/322/Minnesota-River-Valley-Transit">www.saintpetermn.gov/322/Minnesota-River-Valley-Transit</a>

## System Highlights

- Received the 2021 grant bus in early 2023.
- Received both 2022 grant buses in the fall of 2023.
- Over 90 percent of rides are a result of same-day calls.

## System Characteristics

INFORMATION	MINNESOTA RIVER VALLEY TRANSIT
Vehicle Fleet	9 Class 400 Buses
Service Type	Dial-a-Ride, Route Deviation
Base Fare	\$3.00
Area Served	Le Sueur, Kasota and Saint Peter
State/Fed District	19A/1



## Span of Service

DAY OF WEEK	HOURS OF OPERATION
Weekday	Saint Peter: 6:30a.m. to 8:00p.m., LeSueur: 7:00a.m. to 4:00p.m.
Saturday	Saint Peter: 9:00a.m. to 7:00p.m.
Sunday	No service

## Financial Statistics

FINANCIAL DATA	TOTAL	FEDERAL	FEDERAL ARP/CRRSA	STATE GF	STATE GMTA (MVST)	LOCAL
2023 Operating Expenditures	\$983,066	\$406,726	\$0	\$129,458	\$360,687	\$86,195
2023 Capital Expenditures	\$385,200	\$308,160	\$0	\$38,520	\$0	\$38,520
2024 Operating Budget	\$1,025,700	\$328,926	\$0	\$0	\$645,489	\$51,285

## Moorhead Metro Area Transit: Fixed Route

INFORMATION	MOORHEAD METRO AREA TRANSIT: FIXED ROUTE
Transit Director	Lori Van Beek
Street	650 23rd Street North
City/State/Zip	Fargo, ND 58102
Telephone	701-476-6686
Website	<a href="http://www.matbus.com">www.matbus.com</a>



### System Highlights

- Increased ridership by 9 percent.
- Completed the design for improvements to the Dilworth Walmart Transit Hub.
- Received delivery of 11 replacement shelters with solar lighting.

### System Characteristics

INFORMATION	MOORHEAD METRO AREA TRANSIT: FIXED ROUTE
Vehicle Fleet	11 Class 700 Buses, 2 support vans
Service Type	Fixed Route
Base Fare	\$1.50
Area Served	Dilworth, Moorhead
State/Fed District	4A, 4B/7



### Span of Service

DAY OF WEEK	HOURS OF OPERATION
Weekday	6:15a.m. to 10:15a.m. and 11:15a.m. to 11:15p.m.
Saturday	7:15a.m. to 10:15a.m. and 11:15a.m. to 11:15p.m.
Sunday	No service

### Financial Statistics

FINANCIAL DATA	TOTAL	FEDERAL	FEDERAL ARP/CRRSAA	STATE GF	STATE GMTA (MVST)	LOCAL
2023 Operating Expenditures	\$3,330,442	\$467,258	\$0	\$548,120	\$1,644,360	\$670,704
2023 Capital Expenditures	\$0	\$0	\$0	\$0	\$0	\$0
2024 Operating Budget	\$3,531,000	\$563,796	\$0	\$697,664	\$2,092,991	\$176,550

## Moorhead Metro Area Transit: Dial-a-Ride



INFORMATION	MOORHEAD METRO AREA TRANSIT: DIAL-A-RIDE
Transit Director	Lori Van Beek
Street	650 23rd Street North
City/State/Zip	Fargo, ND 58102
Telephone	701-476-6686
Website	<a href="http://www.matbus.com">www.matbus.com</a>

### System Highlights

- Increased ridership on MAT Paratransit by 7 percent.
- Increased ridership on Metro Senior Ride by 5 percent.
- Provided Narcan training to staff and installed kits on all vehicles.

### System Characteristics

INFORMATION	MOORHEAD METRO AREA TRANSIT: DIAL-A-RIDE
Vehicle Fleet	4 Class 200 Buses, 4 Class 400 Buses
Service Type	Dial-a-Ride
Base Fare	\$3.00
Area Served	Dilworth, Moorhead
State/Fed District	4A, 4B/7



### Span of Service

DAY OF WEEK	HOURS OF OPERATION
Weekday	6:15a.m. to 10:15a.m. and 11:15a.m. to 11:15p.m.
Saturday	7:15a.m. to 10:15a.m. and 11:15a.m. to 11:15p.m.
Sunday	7:00a.m. to 5:00p.m.

### Financial Statistics

FINANCIAL DATA	TOTAL	FEDERAL	FEDERAL ARP/CRRSAA	STATE GF	STATE GMTA (MVST)	LOCAL
2023 Operating Expenditures	\$680,577	\$0	\$0	\$132,536	\$397,609	\$150,432
2023 Capital Expenditures	\$0	\$0	\$0	\$0	\$0	\$0
2024 Operating Budget	\$642,500	\$0	\$0	\$152,594	\$457,781	\$32,125

# Morris Transit



INFORMATION	CITY OF MORRIS TRANSIT
Transit Director	Deann Recker
Street	600 Oregon
City/State/Zip	Morris, MN 56267
Telephone	320-589-1000
Website	<a href="http://www.ci.morris.mn.us/transit.php">www.ci.morris.mn.us/transit.php</a>

## System Highlights

- City of Morris Transit is currently renovating our facility with hopes of completion by October, 2024.
- City of Morris Transit is anticipating delivery of our Electric Bus by the end of 2024.
- City of Morris Transit is nearing 50 years in service.

## System Characteristics

INFORMATION	CITY OF MORRIS TRANSIT
Vehicle Fleet	7 Class 400 Buses
Service Type	Dial-a-Ride
Base Fare	\$3.00
Area Served	Morris
State/Fed District	12A/7



## Span of Service

DAY OF WEEK	HOURS OF OPERATION
Weekday	6:00a.m. to 10:00p.m.
Saturday	12:00p.m. to 4:00p.m.
Sunday	8:00a.m. to 12:30p.m.

## Financial Statistics

FINANCIAL DATA	TOTAL	FEDERAL	FEDERAL ARP/CRRSAA	STATE GF	STATE GMTA (MVST)	LOCAL
2023 Operating Expenditures	\$525,909	\$218,175	\$0	\$73,979	\$190,238	\$43,518
2023 Capital Expenditures	\$274,965	\$216,120	\$0	\$23,112	\$0	\$35,733
2024 Operating Budget	\$585,800	\$196,482	\$0	\$0	\$360,028	\$29,290

# Paul Bunyan Transit



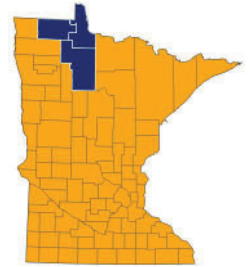
INFORMATION	PAUL BUNYAN TRANSIT
Transit Director	Lezlie Grubich
Street	706 Railroad Street SE
City/State/Zip	Bemidji, MN 56601
Telephone	218-751-8765
Website	<a href="http://www.paulbunyantransit.com">www.paulbunyantransit.com</a>

## System Highlights

- Roseau County's demand for rides in 2023 was at 83 percent of the ridership in 2019 (pre-pandemic).
- New hoist and alignment system to do the work in house, greatly reducing the time a bus is out of service.
- Dispatch system reported in 2023 our driver's safety rating was 98 percent while traveling enough miles to go around the earth 13 times.

## System Characteristics

INFORMATION	PAUL BUNYAN TRANSIT
Vehicle Fleet	20 Class 400 Buses, 4 Class 500 Buses, 3 support vehicles
Service Type	Dial-a-Ride, Route Deviation
Base Fare	\$1.50
Area Served	Bemidji, Roseau, Warroad and Baudette
State/Fed District	1,2,3/7,8



## Span of Service

DAY OF WEEK	HOURS OF OPERATION
Weekday	Bemidji: 7:00a.m. to 6:00p.m., Roseau: 6:30a.m. to 5:00p.m. Baudette: 7:30a.m. to 5:15p.m., Warroad: 6:30a.m. to 4:30p.m.
Saturday	Bemidji: 7:00a.m. to 6:00p.m.
Sunday	No service

## Financial Statistics

FINANCIAL DATA	TOTAL	FEDERAL	FEDERAL ARP/CRRSAA	STATE GF	STATE GMTA (MVST)	LOCAL
2023 Operating Expenditures	\$1,622,282	\$718,731	\$0	\$270,280	\$430,256	\$203,016
2023 Capital Expenditures	\$385,200	\$308,160	\$0	\$38,520	\$0	\$38,520
2024 Operating Budget	\$2,374,800	\$854,841	\$0	\$350,305	\$1,050,914	\$118,740

# Prairie Five RIDES



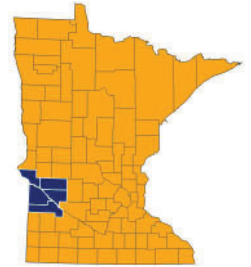
INFORMATION	PRAIRIE FIVE RIDES
Contact	Paul Coyour
Street	719 North 7th Street, Suite 302
City/State/Zip	Montevideo, MN 56265
Telephone	320-269-6578
Website	<a href="http://www.prairiefive.org">www.prairiefive.org</a>

## System Highlights

- Prairie Five restarted the deviated route bus in August after Covid.
- 2023 ridership increased 8.5 percent from 2022.

## System Characteristics

INFORMATION	PRAIRIE FIVE RIDES
Vehicle Fleet	9 Class 200 Buses, 25 Class 400 Buses, 3 support vans
Service Type	Dial-a-Ride, Route Deviation
Base Fare	City Fare: \$2.00 / Regional fare base on per mile rate
Area Served	Big Stone, Chippewa, Lac Qui Parle, Swift and Yellow Medicine counties
State/Fed District	12, 12A, 16, 16A, 17, 17A/7



## Span of Service

DAY OF WEEK	HOURS OF OPERATION
Weekday	6:00a.m. to 6:00p.m.
Saturday	No service
Sunday	No service

## Financial Statistics

FINANCIAL DATA	TOTAL	FEDERAL	FEDERAL ARP/CRRSAA	STATE GF	STATE GMTA (MVST)	LOCAL
2023 Operating Expenditures	\$2,871,695	\$1,297,830	\$0	\$404,918	\$875,809	\$293,138
2023 Capital Expenditures	\$557,500	\$446,000	\$0	\$55,750	\$0	\$55,750
2024 Operating Budget	\$3,535,600	\$1,261,884	\$0	\$0	\$2,096,936	\$176,780



# Prairie Lakes Transit (Faribault-Martin County)

INFORMATION	PRAIRIE LAKES TRANSIT
Transit Director	Jeremy Monahan
Street	1023 North Dewey Street, P.O. Box 996
City/State/Zip	Fairmont, MN 56031
Telephone	507-238-3128
Website	<a href="http://www.PLTransit.com">www.PLTransit.com</a>

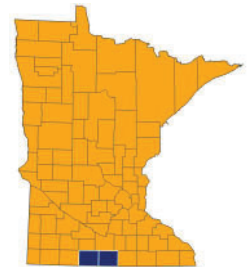


## System Highlights

- Finished construction of new office spaces within Transit Facility in Fairmont.
- Faribault County routes rebounded to pre-pandemic level ridership numbers.
- Added an accessible mini-van for use in transit operations as part of our fleet.

## System Characteristics

INFORMATION	PRAIRIE LAKES TRANSIT
Vehicle Fleet	14 Class 400 Buses, 1 Accessible Mini-Van
Service Type	Dial-a-Ride, Route Deviation
Base Fare	\$2 Deviated Route, \$4 Demand Response
Area Served	Faribault and Martin counties
State/Fed District	23/1



## Span of Service

DAY OF WEEK	HOURS OF OPERATION
Weekday	6:00a.m. to 10:00p.m.
Saturday	8:00a.m. to 10:00p.m.
Sunday	No service

## Financial Statistics

FINANCIAL DATA	TOTAL	FEDERAL	FEDERAL ARP/CRRSAA	STATE GF	STATE GMTA (MVST)	LOCAL
2023 Operating Expenditures	\$1,272,235	\$580,437	\$0	\$178,493	\$414,969	\$98,336
2023 Capital Expenditures	\$192,900	\$154,080	\$0	\$19,260	\$0	\$19,560
2024 Operating Budget	\$1,531,200	\$565,968	\$0	\$0	\$888,672	\$76,560



# PrairieLand Transit (Southwestern Minnesota Opportunity Council)



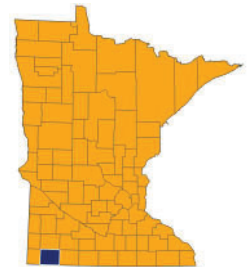
INFORMATION	PRAIRIELAND TRANSIT (SMOC)
Transit Director	Karen DeBoer
Street	1106 3rd Avenue
City/State/Zip	Worthington, MN 56187
Telephone	507-376-3322
Website	<a href="http://www.smoc.us">www.smoc.us</a>

## System Highlights

- PrairieLand Transit System is available in every community in Nobles County. On-demand ridership continues to increase.

## System Characteristics

INFORMATION	PRAIRIELAND TRANSIT (SMOC)
Vehicle Fleet	4 Class 400 Buses
Service Type	Dial-a-Ride, Fixed Route
Base Fare	\$2.50
Area Served	Nobles County
State/Fed District	21/1



## Span of Service

DAY OF WEEK	HOURS OF OPERATION
Weekday	7:30a.m. to 4:30p.m.
Saturday	No service
Sunday	No service

## Financial Statistics

FINANCIAL DATA	TOTAL	FEDERAL	FEDERAL ARP/CRRSAA	STATE GF	STATE GMTA (MVST)	LOCAL
2023 Operating Expenditures	\$436,550	\$194,532	\$0	\$68,959	\$135,728	\$37,332
2023 Capital Expenditures	\$0	\$0	\$0	\$0	\$0	\$0
2024 Operating Budget	\$583,300	\$211,302	\$0	\$0	\$342,833	\$29,165

# Rainbow Rider Transit



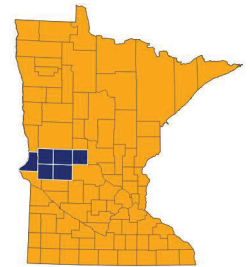
INFORMATION	RAINBOW RIDER TRANSIT
Transit Director	Brenda Brittin
Street	249 Poplar Avenue
City/State/Zip	Lowry, MN 56349
Telephone	800-450-7770
Website	<a href="http://www.rainbowriderbus.com">www.rainbowriderbus.com</a>

## System Highlights

- Generated 17 percent Local Share Revenues.
- Increase ridership by 4 percent.
- Reduce cost per passenger by 7 percent.

## System Characteristics

INFORMATION	RAINBOW RIDER TRANSIT
Vehicle Fleet	2 Class 300 Buses, 35 Class 400 Buses, 1 Support Van
Service Type	Dial-a-Ride
Base Fare	0 - 5 miles = \$2.00, 5.1 - 10 miles = \$4.00, 10.1 - 20 miles = \$6.00, \$2.00 additional for every 10 miles thereafter
Area Served	Douglas, Grant, Pope, Stevens, Todd, and Traverse counties
State/Fed District	12/7



## Span of Service

DAY OF WEEK	DOUGLAS	GRANT AND TODD	ALEXANDRIA	POPE AND TRAVERSE	STEVENS
Weekday	7:00a.m. - 5:00p.m.	7:00a.m. - 4:00p.m.	5:30a.m. - 6:00p.m.	7:00a.m. - 5:00p.m.	7:00a.m. - 5:00p.m.
Saturday	No service	No service	7:00am - 5:00pm	No service	No service
Sunday	No service	No service	No service	No service	No service

## Financial Statistics

FINANCIAL DATA	TOTAL	FEDERAL	FEDERAL ARP/CRRSAA	STATE GF	STATE GMTA (MVST)	LOCAL
2023 Operating Expenditures	\$3,751,495	\$1,555,500	\$0	\$500,094	\$1,079,270	\$616,630
2023 Capital Expenditures	\$385,200	\$327,420	\$0	\$19,260	\$0	\$38,520
2024 Operating Budget	\$4,304,900	\$1,446,393	\$0	\$0	\$2,643,262	\$215,245

## Rochester Public Transit: Fixed Route



INFORMATION	ROCHESTER PUBLIC TRANSIT: FIXED
Transit Director	Ia Xiong
Street	4300 East River Road Northeast
City/State/Zip	Rochester, MN 55906
Telephone	507-328-7433
Website	<a href="http://www.RPTride.com">www.RPTride.com</a>

### System Highlights

- Launched a new CAD/AVL system.
- Switched to the Transit App for transit riders, which replaces DoubleMap.
- Launched a pilot program for microtransit services.

### System Characteristics

INFORMATION	ROCHESTER PUBLIC TRANSIT: FIXED
Vehicle Fleet	1 Class 400 Bus, 59 Class 700 Buses, 4 Class 800 Buses
Service Type	Fixed Route
Base Fare	\$2.00
Area Served	Rochester and four surrounding townships
State/Fed District	24A, 24B, 25A/1



### Span of Service

DAY OF WEEK	HOURS OF OPERATION
Weekday	5:00a.m. to 10:45p.m.
Saturday	6:30a.m. to 10:30p.m.
Sunday	6:30a.m. to 10:30p.m.

### Financial Statistics

FINANCIAL DATA	TOTAL	FEDERAL	FEDERAL ARP/CRRSAA	STATE GF	STATE GMTA (MVST)	LOCAL
2023 Operating Expenditures	\$11,331,467	\$1,559,480	\$0	\$1,925,020	\$5,775,060	\$2,071,907
2023 Capital Expenditures	\$0	\$0	\$0	\$0	\$0	\$0
2024 Operating Budget	\$12,236,700	\$1,973,162	\$0	\$2,412,926	\$7,238,777	\$611,835

# Rochester Public Transit: Dial-a-Ride



INFORMATION	ROCHESTER PUBLIC TRANSIT: DIAL-A-RIDE
Transit Director	Ia Xiong
Street	4300 East River Road Northeast
City/State/Zip	Rochester, MN 55906
Telephone	507-328-2520
Website	<a href="http://www.RPTride.com">www.RPTride.com</a>

## System Highlights

- Increased previous year ridership by 27 percent.
- Hired a Mobility Coordinator, which is a new position for RPT.
- Improved system reliability and on-time percentage.

## System Characteristics

INFORMATION	ROCHESTER PUBLIC TRANSIT: DIAL-A-RIDE
Vehicle Fleet	10 Class 400 Buses
Service Type	Dial-a-Ride
Base Fare	\$3.00
Area Served	Rochester and 4 surrounding townships
State/Fed District	24A, 24B, 25A, 25B/1



## Span of Service

DAY OF WEEK	HOURS OF OPERATION
Weekday	5:00a.m. to 10:30p.m.
Saturday	6:30a.m. to 7:30p.m.
Sunday	6:30a.m. to 7:30p.m.

## Financial Statistics

FINANCIAL DATA	TOTAL	FEDERAL	FEDERAL ARP/CRRSAA	STATE GF	STATE GMTA (MVST)	LOCAL
2023 Operating Expenditures	\$1,326,176	\$0	\$0	\$235,110	\$705,330	\$385,736
2023 Capital Expenditures	\$0	\$0	\$0	\$0	\$0	\$0
2024 Operating Budget	\$1,422,300	\$0	\$0	\$337,796	\$1,013,389	\$71,115

# Rolling Hills Transit (Semcac Transportation)



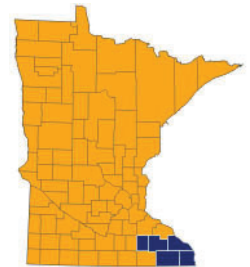
INFORMATION	ROLLING HILLS TRANSIT
Transit Director	William Spitzer
Street	400 Commerce Drive Southeast
City/State/Zip	Kasson, MN 55944
Telephone	507-634-4340
Website	<a href="http://www.rhtbus.com">www.rhtbus.com</a>

## System Highlights

- Our service area spans five counties in southeast Minnesota.
- Our system serves more than 20 communities with 13 buses centered in 11 towns.
- Nearly 50,000 passengers utilized the public transit system.

## System Characteristics

INFORMATION	ROLLING HILLS TRANSIT
Vehicle Fleet	18 Class 400 Buses
Service Type	Dial-a-Ride
Base Fare	\$2.00
Area Served	Dodge, Fillmore, Houston, Olmsted and Winona counties
State/Fed District	20, 20B, 24, 24A, 26, 26A, 26B/1



## Span of Service

DAY OF WEEK	HOURS OF OPERATION
Weekday	6:30a.m. to 5:00p.m.
Saturday	No service
Sunday	No service

## Financial Statistics

FINANCIAL DATA	TOTAL	FEDERAL	FEDERAL ARP/CRRSAA	STATE GF	STATE GMTA (MVST)	LOCAL
2023 Operating Expenditures	\$1,694,258	\$772,584	\$0	\$214,280	\$553,084	\$154,310
2023 Capital Expenditures	\$192,600	\$163,710	\$0	\$9,630	\$0	\$19,260
2024 Operating Budget	\$1,865,000	\$666,588	\$0	\$0	\$1,105,162	\$93,250

## Saint Cloud Metro Bus: Fixed Route

INFORMATION	SAINT CLOUD METRO BUS: FIXED ROUTE
Transit Director	Ryan I. Daniel
Street	665 Franklin Avenue Northeast
City/State/Zip	St. Cloud, MN 56304
Telephone	320-251-1499
Website	<a href="http://www.ridemetrobus.com">www.ridemetrobus.com</a>



### System Highlights

- Maintained 99 percent on-time performance rate.
- Ridership increased by 4 percent.
- Missed less than 1 percent of published service.

### System Characteristics

INFORMATION	SAINT CLOUD METRO BUS: FIXED ROUTE
Vehicle Fleet	39 Class 700 Buses
Service Type	Fixed Route
Base Fare	\$1.25
Area Served	St. Cloud, Sartell, Sauk Rapids and Waite Park
State/Fed District	13B, 14A, 14B, 15B, 30A/6



### Span of Service

DAY OF WEEK	HOURS OF OPERATION
Weekday	5:00a.m. to 10:43p.m.
Saturday	7:45a.m. to 7:12p.m.
Sunday	8:45a.m. to 6:12p.m.

### Financial Statistics

FINANCIAL DATA	TOTAL	FEDERAL	FEDERAL ARP/CRRSAA	STATE GF	STATE GMTA (MVST)	LOCAL
2023 Operating Expenditures	\$10,833,240	\$1,710,657	\$0	\$1,683,310	\$5,049,930	\$2,389,343
2023 Capital Expenditures	\$0	\$0	\$0	\$0	\$0	\$0
2024 Operating Budget	\$11,258,300	\$2,056,998	\$0	\$2,159,597	\$6,478,790	\$562,915



# Saint Cloud Metro Bus: Dial-a-Ride

INFORMATION	SAINT CLOUD METRO BUS: DIAL-A-RIDE
Transit Director	Ryan I. Daniel
Street	665 Franklin Avenue Northeast
City/State/Zip	St. Cloud, MN 56304
Telephone	320-251-1499
Website	<a href="http://www.ridemetrobus.com">www.ridemetrobus.com</a>



## System Highlights

- Maintained 99 percent on-time performance rate.
- Ridership increased by 18 percent.
- Deemed 424 new customers eligible to utilize the service.

## System Characteristics

INFORMATION	SAINT CLOUD METRO BUS: DIAL-A-RIDE
Vehicle Fleet	35 Class 400 Buses
Service Type	Dial-a-Ride
Base Fare	\$2.50
Area Served	St. Cloud, Sartell, Sauk Rapids and Waite Park
State/Fed District	13B, 14A, 14B, 15B, 30A/6A



## Span of Service

DAY OF WEEK	HOURS OF OPERATION
Weekday	5:00a.m. to 10:15p.m.
Saturday	7:45a.m. to 6:30p.m.
Sunday	8:45a.m. to 5:45a.m

## Financial Statistics

FINANCIAL DATA	TOTAL	FEDERAL	FEDERAL ARP/CRRSAA	STATE GF	STATE GMTA (MVST)	LOCAL
2023 Operating Expenditures	\$5,399,850	\$0	\$0	\$1,152,175	\$3,456,525	\$791,150
2023 Capital Expenditures	\$0	\$0	\$0	\$0	\$0	\$0
2024 Operating Budget	\$5,584,700	\$0	\$0	\$1,326,366	\$3,979,099	\$279,235



# Saint Cloud Northstar Link

INFORMATION	SAINT CLOUD NORTHSTAR LINK
Contact	Ryan I. Daniel
Street	665 Franklin Avenue Northeast
City/State/Zip	Saint Cloud, MN 56304
Telephone	877-546-5010
Website	<a href="http://www.catchthelink.com">www.catchthelink.com</a>

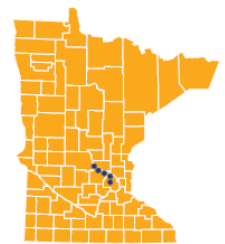


## System Highlights

- Ridership increased by 13 percent.
- Maintained 99 percent on-time performance rate.
- Increased service levels by 33 percent.

## System Characteristics

INFORMATION	SAINT CLOUD NORTHSTAR LINK
Vehicle Fleet	5 Class 700 Buses
Service Type	Intercity Bus
Base Fare	\$2.00
Area Served	Anoka, Becker, Coon Rapids, Elk River, Minneapolis, Ramsey and St. Cloud
State/Fed District	13B, 14A, 14B, 15B, 30A/6



## Span of Service

DAY OF WEEK	HOURS OF OPERATION
Weekday	3:50a.m. to 8:05p.m.
Saturday	9:00a.m. to 8:55p.m.
Sunday	8:20a.m. to 6:50p.m.

## Financial Statistics

FINANCIAL DATA	TOTAL	FEDERAL	FEDERAL ARP/CRRSAA	STATE GF	STATE GMTA (MVST)	LOCAL
2023 Operating Expenditures	\$14,708,730	\$851,800	\$0	\$397,874	\$598,368	\$12,860,688
2023 Capital Expenditures	\$0	\$0	\$0	\$0	\$0	\$0
2024 Operating Budget	\$25,021,500	\$876,750	\$0	\$397,871	\$1,193,614	\$22,553,265

# SMART Transit (Cedar Valley Services)

INFORMATION	SMART TRANSIT
Transit Director	Kirk Kuchera
Street	2111 4th Street Northwest
City/State/Zip	Austin, MN 55912
Telephone	855-762-7821
Website	<a href="http://www.smartbusmn.org">www.smartbusmn.org</a>

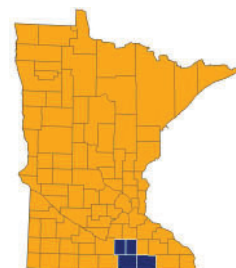


## System Highlights

- Hit the two millionth ride milestone as an agency in March.
- Held Open House event at our new Owatonna facility in April.
- Public Transportation short-film "COVID Confessions featuring SMART" was nominated for Midwest Emmy.

## System Characteristics

INFORMATION	SMART TRANSIT
Vehicle Fleet	33 Class 400 Buses, 1 Class 500 Bus, 1 Support Van
Service Type	Dial-a-Ride, Route Deviation
Base Fare	Deviated Route: \$2.00, Dial-a-Ride :\$2.50 in town, \$3.00 rural, \$4.00 shuttle
Area Served	Freeborn, Mower, Steele, and Waseca counties
State/Fed District	19A, 19B, 23A, 23B, 24A/1



## Span of Service

DAY OF WEEK	FREEBORN	MOWER AND STEELE	WASECA
Weekday	5a.m. to 9p.m.	Mower: 5a.m. to 2a.m., Steele: 5a.m. to 7p.m.	6a.m. to 6p.m.
Saturday	9a.m. to 1p.m.	Mower: 9a.m. to 3p.m., Steele: 9a.m. to 3p.m.	9a.m. to 1p.m.
Sunday	8a.m. to noon	Mower: 1p.m. to 5p.m., Steele: 7:30a.m. to 1p.m.	8a.m. to noon

## Financial Statistics

FINANCIAL DATA	TOTAL	FEDERAL	FEDERAL ARP/CRRSAA	STATE GF	STATE GMTA (MVST)	LOCAL
2023 Operating Expenditures	\$3,618,602	\$1,569,133	\$0	\$483,246	\$1,030,921	\$535,302
2023 Capital Expenditures	\$770,400	\$616,320	\$0	\$77,040	\$0	\$77,040
2024 Operating Budget	\$4,267,600	\$1,500,018	\$0	\$638,551	\$1,915,652	\$213,380

# Three Rivers Hiawathaland Transit

INFORMATION	THREE RIVERS HIAWATHALAND TRANSIT
Transit Director	Tracy Borgschatz and Dianne Ford (Co-Directors)
Street	55049 241st Avenue
City/State/Zip	Plainview, MN 55964
Telephone	866-623-7505
Website	<a href="https://www.threeriverscap.org/hiawathaland-transit/">https://www.threeriverscap.org/hiawathaland-transit/</a>

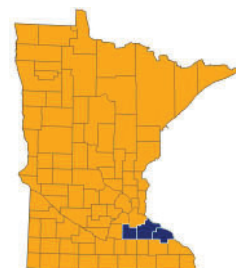


## System Highlights

- January 2023, we went live with our route redesign in Red Wing.
- July 2023, we did a redesign of our routes in Rice County, so they aligned with 60-minute loop our Red Wing routes were operating on.
- Hiawathaland Transit hired a trainer to assist in keeping our drivers up to date on MnDOT and FTA requirements.

## System Characteristics

INFORMATION	THREE RIVERS HIAWATHALAND TRANSIT
Vehicle Fleet	27 Class 400 Buses, 5 Class 500 Buses
Service Type	Dial-a-Ride, Route Deviation, Subscription Services
Base Fare	\$2.00 Route, \$2.50 Dial A Ride, \$5.00 Between town rides (Connect)
Area Served	Wabasha, Goodhue, and Rice counties
State/Fed District	20B, 21A/1,2



## Span of Service

DAY OF WEEK	REDWING	NORTHFIELD	FARIBAUT	RURAL DAR
Weekday	4:30a.m. to 9:00p.m.	6:00a.m. to 10:00p.m.	6:00a.m. to 6:00p.m.	7:00a.m. to 5:00p.m.
Saturday	7:00a.m. to 5:00p.m.	7:00a.m. to 5:00p.m.	12:00p.m. to 5:00p.m.	7:30a.m. to 4:30p.m.
Sunday	7:00a.m. to 5:00p.m.	No service	No service	No service

## Financial Statistics

FINANCIAL DATA	TOTAL	FEDERAL	FEDERAL ARP/CRRSAA	STATE GF	STATE GMTA (MVST)	LOCAL
2023 Operating Expenditures	\$4,740,906	\$2,152,241	\$0	\$565,114	\$1,559,406	\$464,146
2023 Capital Expenditures	\$385,200	\$327,420	\$0	\$19,260	\$0	\$38,520
2024 Operating Budget	\$4,933,600	\$1,827,891	\$0	\$714,757	\$2,144,272	\$246,680

# Timber Trails Public Transit (Kanabec County)

INFORMATION	TIMBER TRAILS PUBLIC TRANSIT (KANABEC CTY)
Transit Director	Helen Pieper
Street	300 Industrial Road
City/State/Zip	Mora, MN 55051
Telephone	320-364-1350
Website	<a href="http://www.timbertrailstransit.com">www.timbertrailstransit.com</a>

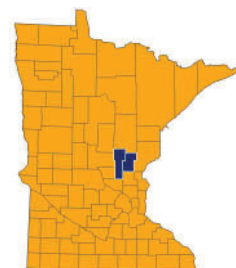


## System Highlights

- Said good-bye to our Operations Supervisor., Kevin. He expertly took care of our Fleet for seven (7) years; earning excellent comments in our Comprehensive Review.
- Our annual exhibit at the county fair was a big success.
- Timber Trails was named the 2023 Minnesota Public Transit Association Transit System of the Year.

## System Characteristics

INFORMATION	TIMBER TRAILS PUBLIC TRANSIT (KANABEC CTY)
Vehicle Fleet	6 Class 400 Buses
Service Type	Dial-a-Ride
Base Fare	\$3.00 in town/ \$5.00 out of town
Area Served	Southern portion of Kanabec County
State/Fed District	11, 11B, 15, 15A/8



## Span of Service

DAY OF WEEK	HOURS OF OPERATION
Weekday	7:00a.m. to 6:00p.m.
Saturday	No service
Sunday	No service

## Financial Statistics

FINANCIAL DATA	TOTAL	FEDERAL	FEDERAL ARP/CRRSAA	STATE GF	STATE GMTA (MVST)	LOCAL
2023 Operating Expenditures	\$681,739	\$291,026	\$0	\$85,356	\$190,539	\$114,818
2023 Capital Expenditures	\$0	\$0	\$0	\$0	\$0	\$0
2024 Operating Budget	\$756,500	\$257,517	\$0	\$0	\$461,158	\$37,825

# Trailblazer Transit

INFORMATION	TRAILBLAZER TRANSIT
Transit Director	Gary R. Ludwig
Street	207 West 11th Street
City/State/Zip	Glencoe, MN 55336
Telephone	320-864-1000
Website	<a href="http://www.trailblazertransit.com">www.trailblazertransit.com</a>

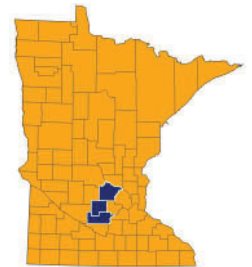


## System Highlights

- Increased 2023 annual ridership by 7.8 percent to 229,735 rides.
- Increased 2023 efficiency by 3.4 percent to 4.71 rides/hour.
- Implemented NOVUS map upgrade to improve scheduling software.

## System Characteristics

INFORMATION	TRAILBLAZER TRANSIT
Vehicle Fleet	44 Class 400 Buses
Service Type	Dial-a-Ride
Base Fare	\$4.00
Area Served	Sibley, McLeod, and Wright counties
State/Fed District	15B, 18A, 18B, 29A, 29B, 30A, 30B/6,7



## Span of Service

DAY OF WEEK	HOURS OF OPERATION
Weekday	6:30a.m. to 5:30p.m.
Saturday	No service
Sunday	No service

## Financial Statistics

FINANCIAL DATA	TOTAL	FEDERAL	FEDERAL ARP/CRRSAA	STATE GF	STATE GMTA (MVST)	LOCAL
2023 Operating Expenditures	\$5,998,712	\$2,361,062	\$0	\$918,889	\$1,331,714	\$1,387,048
2023 Capital Expenditures	\$192,600	\$163,710	\$0	\$9,630	\$0	\$19,260
2024 Operating Budget	\$8,165,800	\$2,654,262	\$0	\$1,275,812	\$3,827,436	\$408,290

## Transit Alternatives (Productive Alternatives)

INFORMATION	TRANSIT ALTERNATIVES
Transit Director	Kayla Sullivan
Street	1225 North Tower Road
City/State/Zip	Fergus Falls, MN 56537
Telephone	218-736-7586
Website	<a href="http://www.otterexpress.com">www.otterexpress.com</a>

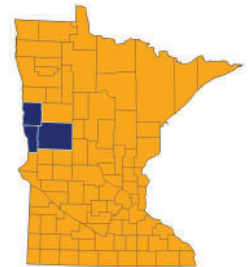


### System Highlights

- Implemented software for auto reminder rides for passengers.
- Received a new bus.
- Created a Rider Advisory Committee to engage riders and get their feedback.

### System Characteristics

INFORMATION	TRANSIT ALTERNATIVES
Vehicle Fleet	15 Class 400 Buses, 2 Class 500 Buses
Service Type	Dial-a-Ride
Base Fare	\$2.00
Area Served	Clay, Otter Tail and Wilkin counties
State/Fed District	9A, 9B/7



### Span of Service

DAY OF WEEK	HOURS OF OPERATION
Weekday	6:00a.m. to 6:00p.m.
Saturday	No service
Sunday	No service

### Financial Statistics

FINANCIAL DATA	TOTAL	FEDERAL	FEDERAL ARP/CRRSAA	STATE GF	STATE GMTA (MVST)	LOCAL
2023 Operating Expenditures	\$2,368,509	\$1,119,735	\$0	\$272,331	\$795,990	\$180,452
2023 Capital Expenditures	\$0	\$0	\$0	\$0	\$0	\$0
2024 Operating Budget	\$2,419,000	\$871,962	\$0	\$0	\$1,426,088	\$120,950



# Transit Connection (Tri-County Action Program)

INFORMATION	TRANSIT CONNECTION
Transit Director	Barbara Willard
Street	1200 23rd Avenue South
City/State/Zip	Waite Park, MN 56387
Telephone	320-251-1612
Website	<a href="http://www.tricap.org">www.tricap.org</a>

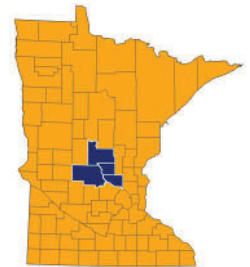


## System Highlights

- Completed the expansion of the bus garage in Waite Park.
- Growth in staffing and support.
- Added client notification and customer portal to dispatch software.

## System Characteristics

INFORMATION	TRANSIT CONNECTION
Vehicle Fleet	17 Class 400 Buses, 12 Class 500 Buses
Service Type	Dial-a-Ride, Route Deviation
Base Fare	\$2.00 in-city, \$4.00 rural
Area Served	Benton, Stearns, Sherburne, Morrison and Mille Lacs counties
State/Fed District	9B, 12B, 13A, 13B, 14A, 14B, 15A, 15B, 30A, 31A/6, 7, 8



## Span of Service

DAY OF WEEK	HOURS OF OPERATION
Weekday	6:00a.m. to 6:00p.m.
Saturday	8:00a.m. to 5:00p.m.
Sunday	No service

## Financial Statistics

FINANCIAL DATA	TOTAL	FEDERAL	FEDERAL ARP/CRRSAA	STATE GF	STATE GMTA (MVST)	LOCAL
2023 Operating Expenditures	\$4,238,705	\$1,582,173	\$0	\$410,419	\$1,778,447	\$467,667
2023 Capital Expenditures	\$0	\$0	\$0	\$0	\$0	\$0
2024 Operating Budget	\$4,277,200	\$1,504,230	\$0	\$0	\$2,559,110	\$213,860



# Tri-Valley Heartland Express

INFORMATION	TRI-VALLEY HEARTLAND EXPRESS
Transit Director	Cynthia Pic
Street	1345 Fairfax Avenue
City/State/Zip	Crookston, MN 56716
Telephone	800-201-3432
Website	<a href="http://www.tvoc.org/services/transportation">www.tvoc.org/services/transportation</a>

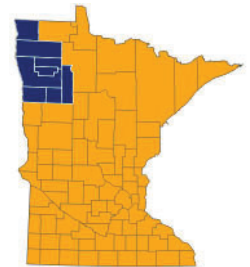


## System Highlights

- Rides in the City of Crookston increased by almost 23 percent from 2022 to 2023.
- Rides in the City of Thief River Falls increase by almost 24 percent from 2022 to 2023.
- Rides in the City of Mahanomen increased by over 27 percent from 2022 to 2023.

## System Characteristics

INFORMATION	TRI-VALLEY HEARTLAND EXPRESS
Vehicle Fleet	2 Class 200 Buses, 5 Class 300 Buses, 30 Class 400 Buses, 3 Class 500 Buses, 1 Support Van
Service Type	Dial-a-Ride, Route Deviation
Base Fare	\$1.00 - 10.00
Area Served	Clearwater, Kittson, Mahanomen, Marshall, Norman, Pennington, Polk and Red Lake counties
State/Fed District	1A, 1B, 2A, 2B/7, 8



## Span of Service

DAY OF WEEK	HOURS OF OPERATION
Weekday	service hours vary by community, see website
Saturday	service hours vary by community, see website
Sunday	service hours vary by community, see website

## Financial Statistics

FINANCIAL DATA	TOTAL	FEDERAL	FEDERAL ARP/CRRSAA	STATE GF	STATE GMTA (MVST)	LOCAL
2023 Operating Expenditures	\$3,428,163	\$1,546,321	\$0	\$1,303,837	\$518,020	\$59,985
2023 Capital Expenditures	\$3,560,000	\$818,550	\$0	\$2,125,750	\$0	\$615,700
2024 Operating Budget	\$4,153,400	\$1,418,976	\$0	\$	\$2,526,754	\$207,670

# TRUE Transit (VINE Faith in Action)

INFORMATION	TRUE TRANSIT
Transit Director	Ron Decker
Street	421 East Hickory Street
City/State/Zip	Mankato, MN 56001
Telephone	507-388-8783
Website	<a href="http://www.truetransit.org">www.truetransit.org</a>

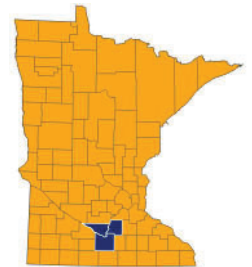


## System Highlights

- Slight increase in ridership despite a vehicle shortage.
- Increased driver retention.
- Maintained a 97 percent on-time performance.

## System Characteristics

INFORMATION	TRUE TRANSIT
Vehicle Fleet	5 Class 400 Buses
Service Type	Dial-a-Ride
Base Fare	\$5.00
Area Served	Blue Earth, Nicollet, and Le Sueur counties
State/Fed District	18A, 18B, 22B/1



## Span of Service

DAY OF WEEK	HOURS OF OPERATION
Weekday	8:00a.m. to 5:00p.m.
Saturday	No service
Sunday	No service

## Financial Statistics

FINANCIAL DATA	TOTAL	FEDERAL	FEDERAL ARP/CRRSAA	STATE GF	STATE GMTA (MVST)	LOCAL
2023 Operating Expenditures	\$791,888	\$369,725	\$0	\$115,018	\$273,959	\$33,187
2023 Capital Expenditures	\$385,200	\$327,420	\$0	\$19,260	\$0	\$38,520
2024 Operating Budget	\$973,000	\$352,092	\$0	\$0	\$572,258	\$48,650

# Wadena County Friendly Rider Transit



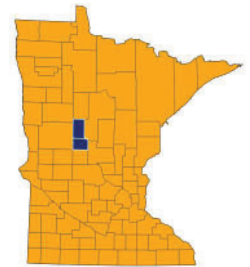
INFORMATION	WADENA COUNTY FRIENDLY RIDER TRANSIT
Transit Director	Randy Jahnke
Street	229 Harry Rich Drive
City/State/Zip	Wadena, MN 56482
Telephone	218-631-5730
Website	<a href="http://www.friendlyrider.com">www.friendlyrider.com</a>

## System Highlights

- Increase overall ridership by 7 percent.
- On-time performance is greater than 97 percent.

## System Characteristics

INFORMATION	WADENA COUNTY FRIENDLY RIDER TRANSIT
Vehicle Fleet	7 Class 400 Buses, 1 Class 500 Bus
Service Type	Dial-a-Ride
Base Fare	0-5 Miles: \$1.50; 5-10 Miles: \$3.00; 10+ Miles: \$4.00
Area Served	Morrison, Ottertail, Todd, and Wadena Counties
State/Fed District	02, 02B, 09A/7



## Span of Service

DAY OF WEEK	HOURS OF OPERATION
Weekday	6:00a.m. to 6:00p.m. Mon-Wed.; 6:00a.m. to 8:00p.m. Thu-Fri.
Saturday	9:00a.m. to 3:00p.m.
Sunday	7:30a.m. to 12:30p.m.

## Financial Statistics

FINANCIAL DATA	TOTAL	FEDERAL	FEDERAL ARP/CRRSAA	STATE GF	STATE GMTA (MVST)	LOCAL
2023 Operating Expenditures	\$970,527	\$397,253	\$0	\$132,623	\$282,953	\$157,699
2023 Capital Expenditures	\$0	\$0	\$0	\$0	\$0	\$0
2024 Operating Budget	\$1,095,700	\$361,335	\$0	\$0	\$679,580	\$54,785

# Watonwan Take Me There

INFORMATION	WATONWAN TAKE ME THERE
Transit Director	Allison Karau
Street	1304 7th Avenue South
City/State/Zip	Saint James, MN 56081
Telephone	507-375-7385
Website	<a href="http://www.co.watonwan.mn.us/213/TMT-Public-Transportation">www.co.watonwan.mn.us/213/TMT-Public-Transportation</a>

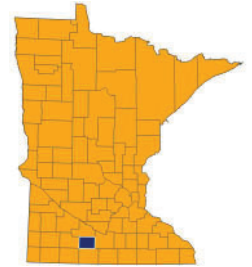


## System Highlights

- Purchased a used class 300 bus to relieve aging fleet.
- Participated in a tour of Holiday Lights for the community during a Winter Carnival for the first time.
- Despite operating a route less all year, revenues increased 36 percent with no fare increases.

## System Characteristics

INFORMATION	WATONWAN TAKE ME THERE
Vehicle Fleet	1 Class 300 Bus, 4 Class 400 Buses, 1 Support Van
Service Type	Dial-a-Ride
Base Fare	\$1.50 or 1 token
Area Served	Watonwan County
State/Fed District	16B, 19A, 19B, 22B, 23A, 23B/1



## Span of Service


DAY OF WEEK	HOURS OF OPERATION
Weekday	5:00a.m. to 5:00p.m.
Saturday	No service
Sunday	No service

## Financial Statistics

FINANCIAL DATA	TOTAL	FEDERAL	FEDERAL ARP/CRRSAA	STATE GF	STATE GMTA (MVST)	LOCAL
2023 Operating Expenditures	\$413,624	\$173,667	\$0	\$65,441	\$121,368	\$53,147
2023 Capital Expenditures	\$0	\$0	\$0	\$0	\$0	\$0
2024 Operating Budget	\$547,700	\$186,303	\$0	\$0	\$334,012	\$27,385

# Winona Transit Service

INFORMATION	WINONA TRANSIT SERVICE
Transit Director	Monica Hennessy Mohan
Street	P.O. Box 378
City/State/Zip	Winona, MN 55987
Telephone	507-457-8200
Website	<a href="http://www.cityofwinona.com/Transit">www.cityofwinona.com/Transit</a>



## System Highlights

- Ridership increased 10 percent over 2022.
- New Transit Coordinator position approved for 2024 budget.
- Continued providing subscription services to Winona State University.

## System Characteristics

INFORMATION	WINONA TRANSIT SERVICE
Vehicle Fleet	1 Class 400 Bus, 8 Class 500 Buses
Service Type	Dial-a-Ride, Route Deviation, Subscription Service
Base Fare	\$1.25 for Route Deviation; \$0.75 additional for a Deviation; \$3.50 for Demand Response
Area Served	Cities of Winona and Goodview
State/Fed District	28/1



## Span of Service

DAY OF WEEK	HOURS OF OPERATION
Weekday	6:00a.m. to 6:00p.m.
Saturday	9:00a.m. to 5:00p.m.
Sunday	No service

## Financial Statistics

FINANCIAL DATA	TOTAL	FEDERAL	FEDERAL ARP/CRRSAA	STATE GF	STATE GMTA (MVST)	LOCAL
2023 Operating Expenditures	\$1,215,694	\$485,749	\$0	\$147,184	\$401,559	\$181,203
2023 Capital Expenditures	\$817,800	\$654,240	\$0	\$81,780	\$0	\$81,780
2024 Operating Budget	\$1,203,400	\$383,721	\$0	\$0	\$759,509	\$60,170

*This page intentionally left blank.*

# Financial Statistics





GREATER MINNESOTA CATEGORY	EXPENDITURES
Urbanized	\$ 48,749,599
Elderly and Disabled	\$ 9,896,390
Small Urban	\$ 2,179,407
Rural	\$ 63,989,58
Intercity Bus	\$ 9,611,300
GM Funded Service	\$ 14,708,730
Other Transit Service	\$ 536,631
<b>Total</b>	<b>\$ 85,682,057</b>

# Greater Minnesota Transit Systems – 2023 Operating Expenditures

Greater Minnesota public transit systems are displayed according to categories within state statute: urbanized, elderly and disabled, small urban and rural systems. Figures presented are unaudited.

*Note: Totals may not add up due to rounding*

**Table A-1: Greater Minnesota transit system operating expenditures**

SYSTEM CATEGORY	TOTAL	FEDERAL	ARP/ CRRSAA	STATE GF	STATE GMFTA (MVST)	LOCAL SHARE
Urbanized	\$48,749,599	\$6,031,113	\$0	\$8,346,185	\$25,024,074	\$9,348,227
Elderly & Disabled	\$9,896,390	\$0	\$0	\$2,043,528	\$6,148,827	\$1,704,036
Small Urban	\$2,179,407	\$893,081	\$135,925	\$289,688	\$733,609	\$263,029
Rural	\$63,989,585	\$27,214,365	\$0	\$6,868,735	\$20,916,388	\$8,990,098
Other Transit Services	\$536,631	\$0	\$0	\$0	\$419,988	\$116,643
<b>Total</b>	<b>\$125,351,613</b>	<b>\$34,138,559</b>	<b>\$135,925</b>	<b>\$17,548,135</b>	<b>\$53,242,886</b>	<b>\$20,422,032</b>

**Table A-2: Intercity bus operating expenditures**

INTERCITY BUS	TOTAL	FEDERAL	ARP/ CRRSAA	STATE GF	STATE GMFTA (MVST)	LOCAL SHARE
Blue Earth Blue Sky LLC	\$1,376,502	\$560,896	\$0	\$0	\$560,896	\$254,710
Jefferson Lines	\$8,234,798	\$482,038	\$1,798,506	\$0	\$2,280,544	\$3,673,710
<b>Intercity Bus Total</b>	<b>\$9,611,300</b>	<b>\$1,042,934</b>	<b>\$1,798,506</b>	<b>\$0</b>	<b>\$2,841,440</b>	<b>\$3,928,420</b>

**Table A-3: Other GM Funded Service operating expenditures**

OTHER GM FUNDED SERVICE	TOTAL	FEDERAL	ARP/ CRRSAA	STATE GF	STATE GMFTA (MVST)	LOCAL SHARE
Metropolitan Council Northstar Commuter Rail	\$11,720,856	\$0	\$0	\$397,874	\$598,368	\$10,724,614
Metropolitan Council Transit Link	\$2,987,874	\$851,800	\$0	\$0	\$0	\$2,136,074
<b>Other GM Funded Service Total</b>	<b>\$14,708,730</b>	<b>\$851,800</b>	<b>\$0</b>	<b>\$397,874</b>	<b>\$598,368</b>	<b>\$12,860,688</b>

**Table A-4: Urbanized system operating expenditures**

URBANIZED SYSTEMS	TOTAL	FEDERAL	ARP/ CRRSAA	STATE GF	STATE GMTA (MVST)	LOCAL SHARE
Duluth Transit Authority	\$18,720,003	\$1,399,845	\$0	\$3,529,580	\$10,588,740	\$3,201,839
East Grand Forks Transit	\$588,605	\$191,824	\$0	\$71,655	\$214,965	\$110,161
La Crescent Apple Express	\$345,315	\$65,866	\$0	\$54,290	\$162,870	\$62,288
Mankato Transit System	\$3,513,194	\$636,183	\$0	\$534,210	\$1,518,906	\$823,896
Mankato Transit System - New Service	\$87,333	\$0	\$0	\$0	\$69,244	\$18,089
Moorhead Metro Area Transit	\$3,330,442	\$467,258	\$0	\$548,120	\$1,644,360	\$670,704
Rochester Public Transit	\$11,331,467	\$1,559,480	\$0	\$1,925,020	\$5,775,060	\$2,071,907
St. Cloud Metro Bus	\$10,833,240	\$1,710,657	\$0	\$1,683,310	\$5,049,930	\$2,389,343
<b>Total</b>	<b>\$48,749,599</b>	<b>\$6,031,113</b>	<b>\$0</b>	<b>\$8,346,185</b>	<b>\$25,024,074</b>	<b>\$9,348,227</b>

**Table A-5: Elderly & Disabled system operating expenditures**

ELDERLY & DISABLED SYSTEMS	TOTAL	FEDERAL	ARP/ CRRSAA	STATE GF	STATE GMTA (MVST)	LOCAL SHARE
Duluth Transit Authority-STRIDE	\$1,093,572	\$0	\$0	\$235,386	\$706,159	\$152,027
East Grand Forks Transit Dial-A-Ride	\$125,497	\$0	\$0	\$27,349	\$82,046	\$16,102
Mankato Dial-A-Ride	\$1,246,600	\$0	\$0	\$260,971	\$782,914	\$202,715
Mankato Dial-A-Ride- New Service	\$24,118	\$0	\$0	\$0	\$18,244	\$5,874
Moorhead Metro Area Transit Dial-A-Ride	\$680,577	\$0	\$0	\$132,536	\$397,609	\$150,432
Rochester Dial-A-Ride	\$1,326,176	\$0	\$0	\$235,110	\$705,330	\$385,736
St. Cloud Metro Bus Dial-A-Ride	\$5,399,850	\$0	\$0	\$1,152,175	\$3,456,525	\$791,150
<b>Total</b>	<b>\$9,896,390</b>	<b>\$0</b>	<b>\$0</b>	<b>\$2,043,528</b>	<b>\$6,148,827</b>	<b>\$1,704,036</b>

**Table A-6: Small urban system operating expenditures**

SMALL URBAN SYSTEMS	TOTAL	FEDERAL	ARP/ CRRSAA	STATE GF	STATE GMTA (MVST)	LOCAL SHARE
Hibbing Area Transit	\$437,803	\$189,158	\$135,925	\$68,525	\$141,812	\$38,309
Morris Transit	\$525,909	\$218,175	\$0	\$73,979	\$190,238	\$43,518
Winona Transit Service	\$1,215,694	\$485,749	\$0	\$147,184	\$401,559	\$181,203
<b>Total</b>	<b>\$2,179,407</b>	<b>\$893,081</b>	<b>\$135,925</b>	<b>\$289,688</b>	<b>\$733,609</b>	<b>\$263,029</b>

**Table A-7: Rural system operating expenditures**

RURAL SYSTEMS	TOTAL	FEDERAL	ARP/ CRRSAA	STATE GF	STATE GMTA (MVST)	LOCAL SHARE
Arrowhead Transit	\$12,261,998	\$5,257,634	\$0	\$0	\$4,943,175	\$2,061,190
Becker County Transit	\$669,126	\$295,315	\$0	\$79,503	\$216,427	\$77,882
Brainerd and Crow Wing Public Transit	\$1,462,807	\$634,950	\$0	\$177,586	\$532,759	\$117,512
Brown County Heartland Express	\$1,099,442	\$503,458	\$0	\$136,225	\$363,019	\$96,740
Central Community Transit	\$3,461,577	\$1,278,445	\$0	\$531,299	\$703,700	\$948,134
Faribault/Martin County (Prairie Lakes Transit)	\$1,272,235	\$580,437	\$0	\$178,493	\$414,969	\$98,336
Fosston Transit	\$168,106	\$68,500	\$0	\$17,503	\$52,508	\$29,596
Hubbard County Heartland Express	\$679,521	\$263,950	\$0	\$67,820	\$203,460	\$144,291
Minnesota River Valley Transit	\$983,066	\$406,726	\$0	\$129,458	\$360,687	\$86,195
Paul Bunyan Transit	\$1,622,282	\$718,731	\$0	\$270,280	\$430,256	\$203,016
Prairie Five Rides	\$2,871,695	\$1,297,830	\$0	\$404,918	\$875,809	\$293,138
Prairieland Transit (SMOC)	\$436,550	\$194,532	\$0	\$68,959	\$135,728	\$37,332
Rainbow Rider Transit	\$3,751,495	\$1,555,500	\$0	\$500,094	\$1,079,270	\$616,630
Rolling Hills Transit (SEMCAC)	\$1,694,258	\$772,584	\$0	\$214,280	\$553,084	\$154,310
Southern MN Area Rural Transit (Cedar Valley)	\$3,618,602	\$1,569,133	\$0	\$483,246	\$1,030,921	\$535,302
Three Rivers Hiawathaland Transit	\$4,740,906	\$2,152,241	\$0	\$565,114	\$1,559,406	\$464,146
Timber Trails Public Transit (Kanabec County)	\$681,739	\$291,026	\$0	\$85,356	\$190,539	\$114,818
Trailblazer Transit	\$5,998,712	\$2,361,062	\$0	\$918,889	\$1,331,714	\$1,387,048
Transit Alternatives (Productive Alternatives)	\$2,368,509	\$1,119,735	\$0	\$272,331	\$795,990	\$180,452
Transit Connection (Tri-CAP)	\$4,238,705	\$1,582,173	\$0	\$410,419	\$1,778,447	\$467,667
Tri-Valley Heartland Express	\$3,428,163	\$1,546,321	\$0	\$518,020	\$1,303,837	\$59,985

Cont.

Cont.

RURAL SYSTEMS	TOTAL	FEDERAL	ARP/ CRRSAA	STATE GF	STATE GMTA (MVST)	LOCAL SHARE
Community Transit (UCAP)	\$4,304,052	\$1,823,439	\$0	\$525,864	\$1,382,403	\$572,346
VINE Faith in Action, Inc. (TRUE Transit)	\$791,888	\$369,725	\$0	\$115,018	\$273,959	\$33,187
Wadena County Friendly Rider Transit	\$970,527	\$397,253	\$0	\$132,623	\$282,953	\$157,699
Watonwan Take Me There	\$413,624	\$173,667	\$0	\$65,441	\$121,368	\$53,147
<b>Total</b>	<b>\$63,989,585</b>	<b>\$27,214,365</b>	<b>\$0</b>	<b>\$6,868,735</b>	<b>\$20,916,388</b>	<b>\$8,990,098</b>

**Table A-8: Other transit service operating expenditures**

OTHER TRANSIT SERVICE	TOTAL	FEDERAL	ARP/ CRRSAA	STATE GF	STATE GMTA (MVST)	LOCAL SHARE
St. Cloud Northstar Link	\$536,631	\$0	\$0	\$0	\$419,988	\$116,643
<b>Total</b>	<b>\$536,631</b>	<b>\$0</b>	<b>\$0</b>	<b>\$0</b>	<b>\$419,988</b>	<b>\$116,643</b>

## Greater Minnesota Transit Systems – 2023 Capital Budget

Capital expenditures are categorized according to National Transit Database categories. Figures presented are unaudited.

*Note - Totals may not add up due to rounding.*

**Table B-1: Total Greater Minnesota capital budgeted**

TRANSIT SYSTEM	TOTAL BUDGETED	FEDERAL SHARE	STATE SHARE	LOCAL SHARE
Urbanized	\$526,000	\$117,035	\$356,365	\$52,600
Small Urban	\$660,165	\$524,280	\$61,632	\$74,253
Rural	\$11,078,200	\$6,675,800	\$2,886,110	\$1,516,290
<b>Total</b>	<b>\$12,264,365</b>	<b>\$7,317,115</b>	<b>\$3,304,107</b>	<b>\$1,643,143</b>

**Table B-2: Urbanized system capital budgeted**

URBANIZED SYSTEMS	ASSET CATEGORY	TOTAL BUDGETED	FEDERAL SHARE	STATE SHARE	LOCAL SHARE
Duluth Transit Authority	Vehicle replacement	\$263,000	\$117,035	\$119,665	\$26,300
City of Mankato	Vehicle replacement	\$263,000	\$0	\$236,700	\$26,300
<b>Total Urban</b>		<b>\$526,000</b>	<b>\$117,035</b>	<b>\$356,365</b>	<b>\$52,600</b>

**Table B-3: Small Urbanized system capital budgeted**

SMALL URBANIZED SYSTEMS	ASSET CATEGORY	TOTAL BUDGETED	FEDERAL SHARE	STATE SHARE	LOCAL SHARE
City of Morris	Facility - Rehab/ Renovation electrical & equipment	\$82,365	\$65,892	\$0	\$16,473
City of Morris	Vehicle replacement	\$192,600	\$150,228	\$23,112	\$19,260
Minnesota River Valley Transit	Vehicle replacement	\$385,200	\$308,160	\$38,520	\$38,520
<b>Total Urban</b>		<b>\$660,165</b>	<b>\$524,280</b>	<b>\$61,632</b>	<b>\$74,253</b>



**Table B-4: Rural system capital budgeted**

RURAL SYSTEMS	ASSET CATEGORY	TOTAL BUDGETED	FEDERAL SHARE	STATE SHARE	LOCAL SHARE
Arrowhead Economic Opportunity Agency	Vehicle replacement	\$440,000	\$286,000	\$0	\$154,000
Arrowhead Economic Opportunity Agency	Facility - Rehab/ Renovation electrical & equipment	\$60,000	\$39,000	\$0	\$21,000
Arrowhead Economic Opportunity Agency	Facility - roof replacement	\$235,000	\$0	\$188,000	\$47,000
Arrowhead Economic Opportunity Agency	Vehicle replacement	\$1,283,000	\$1,026,400	\$128,300	\$128,300
Cedar Valley Services	Vehicle replacement	\$770,400	\$616,320	\$77,040	\$77,040
Central Community Transit Joint Powers Board	Vehicle replacement	\$657,800	\$526,240	\$65,780	\$65,780
City of Winona	Vehicle replacement	\$817,800	\$654,240	\$81,780	\$81,780
Faribault-Martin County Transit Board	Vehicle replacement	\$192,900	\$154,080	\$19,260	\$19,560
Paul Bunyan Transit	Vehicle replacement	\$385,200	\$308,160	\$38,520	\$38,520
Prairie Five CAC, Inc	Vehicle replacement	\$557,500	\$446,000	\$55,750	\$55,750
Rainbow Rider Transit Board	Vehicle replacement	\$385,200	\$327,420	\$19,260	\$38,520
SEMCAC Inc.	Vehicle replacement	\$192,600	\$163,710	\$9,630	\$19,260
Three Rivers Community Action Inc.	Vehicle replacement	\$385,200	\$327,420	\$19,260	\$38,520
Trailblazer Joint Power Board	Vehicle replacement	\$192,600	\$163,710	\$9,630	\$19,260
Tri-Valley Opportunity Council	Vehicle replacement	\$963,000	\$818,550	\$48,150	\$96,300
Tri-Valley Opportunity Council, Inc.	Facility - new construction	\$2,597,000	\$0	\$2,077,600	\$519,400
United Community Action Partnership, Inc.	Vehicle replacement	\$577,800	\$491,130	\$28,890	\$57,780
Vine Faith in Action	Vehicle replacement	\$385,200	\$327,420	\$19,260	\$38,520
<b>Total Rural</b>		<b>\$11,078,200</b>	<b>\$6,675,800</b>	<b>\$2,886,110</b>	<b>\$1,516,290</b>

Cont.

## Greater Minnesota Transit Systems – 2024 Operating Budget

Transit systems historically have collected revenues from rides provided and applied the funding as local match on contracts. During the past approximately year and a half, due to the financial hardship caused by the COVID-19 pandemic, MnDOT included additional state funding to supplement as local share - instead of transit systems using collected revenues as local match. This results in contract totals not aligning with the sum of all funding types by provider in table series C that include CARES Act funding.

*Figures represent contracted amounts.*

*Notes: Totals may not add up due to rounding. Budgets with CARES Act funding – total funding will be greater than the sum of the funding splits. This is due to CARES Act funds are 100% reimbursable on the operating deficit.*

**Table C-1: Greater Minnesota transit system operating budget**

SYSTEM CATEGORY	TOTAL	FEDERAL	STATE GF	STATE GMTA (MVST)	LOCAL SHARE
Urbanized	\$51,895,100	\$7,229,077	\$10,517,817	\$31,553,451	\$2,594,755
Elderly & Disabled	\$10,628,700	\$0	\$2,524,316	\$7,572,949	\$531,435
Small Urban	\$2,353,100	\$778,596	\$0	\$1,456,849	\$117,655
Rural	\$73,513,500	\$25,454,325	\$5,050,942	\$39,332,559	\$3,675,675
Other Transit Services	\$558,000	\$0	\$0	\$530,100	\$27,900
<b>Total</b>	<b>\$138,948,400</b>	<b>\$33,461,998</b>	<b>\$18,093,075</b>	<b>\$80,445,907</b>	<b>\$6,947,420</b>

**Table C-2: Intercity bus operating budget**

INTERCITY BUS	TOTAL	FEDERAL	STATE GF	STATE GMTA (MVST)	LOCAL SHARE
Blue Earth Blue Sky LLC	\$1,634,000	\$652,900	\$0	\$598,700	\$382,400
Jefferson Lines	\$10,855,500	\$2,953,850	\$0	\$2,953,850	\$4,947,800
<b>Intercity Bus Total</b>	<b>\$12,489,500</b>	<b>\$3,606,750</b>	<b>\$0</b>	<b>\$3,552,550</b>	<b>\$5,330,200</b>

**Table C-3: Other Greater MN funded transit service operating budget**

OTHER GM FUNDED SERVICES	TOTAL	FEDERAL	STATE GF	STATE GMTA (MVST)	LOCAL SHARE
Metropolitan Council Northstar Commuter Rail	\$23,059,000	\$0	\$397,871	\$1,193,614	\$21,467,515
Metropolitan Council Transit Link	\$1,962,500	\$876,750	\$0	\$0	\$1,085,750
<b>Total</b>	<b>\$25,021,500</b>	<b>\$876,750</b>	<b>\$397,871</b>	<b>\$1,193,614</b>	<b>\$22,553,265</b>

TABLE	TOTAL	FEDERAL	STATE GF	STATE GMTA (MVST)	LOCAL SHARE
C-1	\$138,948,400	\$33,461,998	\$18,093,075	\$80,445,907	\$6,947,420
C-2	\$12,489,500	\$3,606,750	\$0	\$3,552,550	\$5,330,200
C-3	\$25,021,500	\$876,750	\$397,871	\$1,193,614	\$22,553,265
<b>Grand Total</b>	<b>\$176,459,400</b>	<b>\$37,945,498</b>	<b>\$18,490,946</b>	<b>\$85,192,071</b>	<b>\$34,830,885</b>

**Table C-4: Urbanized system operating budget**

URBANIZED SYSTEMS	TOTAL	FEDERAL	STATE GF	STATE GMTA (MVST)	LOCAL SHARE
Duluth Transit Authority	\$20,082,200	\$1,775,759	\$4,325,583	\$12,976,748	\$1,004,110
East Grand Forks Transit	\$500,100	\$135,820	\$84,819	\$254,456	\$25,005
La Crescent Apple Express	\$383,300	\$85,023	\$69,778	\$209,334	\$19,165
Mankato Transit System	\$3,903,500	\$638,519	\$767,452	\$2,302,355	\$195,175
Moorhead MAT	\$3,531,000	\$563,796	\$697,664	\$2,092,991	\$176,550
Rochester Public Transit	\$12,236,700	\$1,973,162	\$2,412,926	\$7,238,777	\$611,835
St. Cloud Metro Bus	\$11,258,300	\$2,056,998	\$2,159,597	\$6,478,790	\$562,915
<b>Total</b>	<b>\$51,895,100</b>	<b>\$7,229,077</b>	<b>\$10,517,817</b>	<b>\$31,553,451</b>	<b>\$2,594,755</b>

**Table C-5: Elderly & Disabled system operating budget**

ELDERLY & DISABLED SYSTEMS	TOTAL	FEDERAL	STATE GF	STATE GMTA (MVST)	LOCAL SHARE
Duluth Transit Authority - STRIDE	\$1,473,900	\$0	\$350,051	\$1,050,154	\$73,695
City of East Grand Forks - Dial-A-Ride	\$199,400	\$0	\$47,358	\$142,073	\$9,970
City of Mankato Dial-A-Ride	\$1,305,900	\$0	\$310,151	\$930,454	\$65,295
Moorhead MAT Paratransit	\$642,500	\$0	\$152,594	\$457,781	\$32,125
Rochester - Dial-A-Ride	\$1,422,300	\$0	\$337,796	\$1,013,389	\$71,115
St. Cloud Metro Bus Dial-A-Ride	\$5,584,700	\$0	\$1,326,366	\$3,979,099	\$279,235
<b>Total</b>	<b>\$9,154,800</b>	<b>\$0</b>	<b>\$2,174,265</b>	<b>\$6,522,795</b>	<b>\$457,740</b>

**Table C-6: Small urban system operating budget**

SMALL URBAN SYSTEMS	TOTAL	FEDERAL	STATE GF	STATE GMTA (MVST)	LOCAL SHARE
Hibbing Area Transit	\$563,900	\$198,393	\$0	\$337,312	\$28,195
Morris Transit	\$585,800	\$196,482	\$0	\$360,028	\$29,290
Winona Transit Service	\$1,203,400	\$383,721	\$0	\$759,509	\$60,170
<b>Small Urban Total</b>	<b>\$2,353,100</b>	<b>\$778,596</b>	<b>\$0</b>	<b>\$1,456,849</b>	<b>\$117,655</b>

**Table C-7: Rural system operating budget**

RURAL SYSTEMS	TOTAL	FEDERAL	STATE GF	STATE GMTA (MVST)	LOCAL SHARE
Arrowhead Transit	\$13,577,800	\$4,612,842	\$2,071,517	\$6,214,551	\$678,890
Becker County Transit	\$688,900	\$255,216	\$0	\$399,239	\$34,445
Brainerd and Crow Wing County Transit	\$1,458,600	\$508,833	\$0	\$876,837	\$72,930
Brown County Heartland Express	\$1,186,600	\$428,922	\$0	\$698,348	\$59,330
Central Community Transit	\$4,601,200	\$1,596,348	\$0	\$2,774,792	\$230,060
Faribault/Martin County (Prairie Lakes Transit)	\$1,531,200	\$565,968	\$0	\$888,672	\$76,560
Fosston Transit	\$150,200	\$52,728	\$0	\$89,962	\$7,510
Hubbard County Heartland Express	\$580,400	\$192,426	\$0	\$358,954	\$29,020
Minnesota River Valley Transit JPA (LeSueur/St. Peter)	\$1,025,700	\$328,926	\$0	\$645,489	\$51,285
Paul Bunyan Transit	\$2,374,800	\$854,841	\$350,305	\$1,050,914	\$118,740
Prairie Five Rides	\$3,535,600	\$1,261,884	\$0	\$2,096,936	\$176,780
Prairieland Transit (SMOC)	\$583,300	\$211,302	\$0	\$342,833	\$29,165
Rainbow Rider Transit	\$4,304,900	\$1,446,393	\$0	\$2,643,262	\$215,245
Rolling Hills Transit (SEMCAC)	\$1,865,000	\$666,588	\$0	\$1,105,162	\$93,250
SMART (Cedar Valley Services)	\$4,267,600	\$1,500,018	\$638,551	\$1,915,652	\$213,380
Three Rivers Hiawathaland Transit	\$4,933,600	\$1,827,891	\$714,757	\$2,144,272	\$246,680
Timber Trails Public Transit (Kanabec County)	\$756,500	\$257,517	\$0	\$461,158	\$37,825
Trailblazer Transit	\$8,165,800	\$2,654,262	\$1,275,812	\$3,827,436	\$408,290
Transit Alternatives (Productive Alternatives)	\$2,419,000	\$871,962	\$0	\$1,426,088	\$120,950
Transit Connection (Tri-CAP)	\$4,277,200	\$1,504,230	\$0	\$2,559,110	\$213,860
Tri-Valley Heartland Express	\$4,153,400	\$1,418,976	\$0	\$2,526,754	\$207,670
Community Transit (UCAP)	\$4,459,800	\$1,536,522	\$0	\$2,700,288	\$222,990
VINE Faith in Action, Inc. (TRUE Transit)	\$973,000	\$352,092	\$0	\$572,258	\$48,650
Wadena County Friendly Rider Transit	\$1,095,700	\$361,335	\$0	\$679,580	\$54,785
Watonwan Take Me There	\$547,700	\$186,303	\$0	\$334,012	\$27,385
<b>Total</b>	<b>\$73,513,500</b>	<b>\$25,454,325</b>	<b>\$5,050,942</b>	<b>\$39,332,559</b>	<b>\$3,675,675</b>

Table C-8: Other transit service operating budget

OTHER TRANSIT SERVICE	TOTAL	FEDERAL	STATE GF	STATE GMTA (MVST)	LOCAL SHARE
St. Cloud Metropolitan Transit Commission - Northstar Link	\$558,000	\$0	\$0	\$530,100	\$27,900
Total	\$558,000	\$0	\$0	\$530,100	\$27,900

# Glossary

This glossary contains technical terms that may appear in the Greater Minnesota Transit Report. Many of these terms have multiple definitions; therefore, terms are defined as they are used in the context of this report.

## Accessible vehicle

A public transportation vehicle that does not restrict access, is usable and provides allocated space and/or priority seating for individuals who use wheelchairs.

## Americans with Disabilities Act (ADA)

The Americans with Disabilities Act passed in July 1991 and gave direction to local transit agencies to ensure full access to transportation for persons with disabilities.

## Base fare

The price charged to one adult for one transit ride. It excludes transfer charges, zone charges, express service charges, peak period surcharges and reduced fares.

## Bus Roadeo

An annual competition in which transit bus drivers demonstrate skills such as emergency stops and maneuvers.

## Capital cost

The cost of equipment and facilities required to support transportation systems: vehicles, radios, shelters, etc.

## CARES Act Funding

The CARES Act was enacted on March 27, 2020 and provides emergency assistance and health care response for individuals, families and businesses affected by the COVID-19 pandemic and provide emergency appropriations during the COVID-19 pandemic.

## Commuter service

Express transit service generally connecting residential areas and activity centers via a high speed, non-stop connection.



## **Coordination**

A cooperative arrangement among transportation providers and/or purchasers aimed at realizing increased benefits through the shared management and/or operation of one or more transportation-related functions.

## **Dedicated funding source**

A funding source that by law, is available for use only to support a specific purpose and cannot be diverted to other uses; e.g., the federal gasoline tax can only be used for highway investments and, since 1983, for transit capital projects.

## **Demand response/Dial-a-Ride service**

A transportation service characterized by flexible routing and scheduling of relatively small vehicles to provide door-to-door or point-to-point transportation at the user's demand.

## **Fare**

The payment for a ride on a passenger vehicle, whether cash, tokens, transfer or pass.

## **Fare box**

A device that accepts coins, bills, tickets and tokens given by passengers as payment for rides.

## **Fare box recovery ratio**

Total fare revenue divided by the total operating cost.

## **FAST Act**

The first federal law in more than a decade to provide long-term funding certainty for surface transportation infrastructure planning and investment. The FAST Act authorized \$305 billion over fiscal years 2016 through 2020 for highway, highway and motor vehicle safety, public transportation, motor carrier safety, hazardous materials safety, rail, and research, technology, and statistics programs.

## **Federal Transit Administration (FTA)**

An operating administration within the U.S. Department of Transportation that administers federal programs and provides financial assistance to public transit.

## **Fixed route**

Transportation service operated over a set route or network of routes on a regular time schedule.

## **Flexible fixed route**

See route deviation.

## **Funding classification**

Greater Minnesota public transit services are categorized according to the following classifications in Minn. Stat.174.22:

- Rural – A county or multi-county transit system serving a geographic area primarily with populations under 2,500 or a stand-alone transit system within a city of less than 2,500 people.
- Small Urban – A stand-alone transit system within a city of between 2,500 and 50,000 people.
- Urbanized – A transit system within a metropolitan area with populations greater than 50,000.
- ADA complementary paratransit – Demand response service for persons with disabilities in geographic areas where fixed route services are provided; Provision of this service is required by the Americans with Disabilities Act. This is also described in Minnesota State Statutes as “Elderly and Disabled Service.”

## **GM**

Greater Minnesota

## **GMTA**

Greater Minnesota Transit Assistance

## **Intercity bus service**

Transportation between metropolitan areas and rural areas, traveling over long distances, via an over-the-road coach with luggage space.

## **Light rail transit**

An electric railway system characterized by its ability to operate single cars or short trains along exclusive right-of-way at ground level, on aerial structures or in subways.

## **Motor vehicle sales tax (MVST)**

A source of revenue for Minnesota public transit. The percentages of this revenue source designated for metropolitan area and Greater Minnesota transit are defined in Minn. Stat. 297B.09.

## **Operating expenditures**

The recurring costs of providing transit service, e.g., wages, salaries, fuel, oil, taxes, maintenance, depreciation, insurance, marketing, etc.

## **Operating deficit**

Total operating expenditures minus total operating revenue.

## **Operating revenue**

The total revenue earned by a transit agency through its transit operations. It includes passenger fares, advertising and other revenues.

## **Total operating cost**

The total of all operating costs incurred during the transit system calendar year, excluding expenses associated with capital grants.

## **Paratransit**

A flexible form of public transportation service that is not provided over a fixed-route. This is a demand responsive service typically for the disabled community.

## **Park and ride facility**

A common location, e.g., parking lot, for individuals to park their personal vehicle and board a high occupancy travel mode such as a commuter train or bus.

## **Pass**

A means of transit payment, usually a pre-paid card that is displayed to a bus driver in lieu of cash for the fare.

## **Peak period**

The hours when traffic or transit passenger demand is the greatest, typically during morning and afternoon commuting hours.

## **Public transportation**

Transportation service that is available to any person upon payment of the fare either directly, subsidized by public policy, or through some contractual arrangement, and which cannot be reserved for the private or exclusive use of one individual or group. “Public” in this sense refers to the access to the service, not to the ownership of the system that provides the service.

## **Ridership**

The total of all revenue passengers, transfer passengers on second/successive rides and free ride passengers.

## **Passenger trip**

A measure for one person making a one-way trip from origin to destination. One round trip equals two passenger trips.

## **Revenue hours**

The number of transit vehicle hours when passengers are being transported. Calculated by taking the total time when a vehicle is available to the general public and there is an expectation of carrying passengers. Excludes deadhead hours, when buses are moving but not carrying passengers, but includes recovery/layover time.

## **Route deviation**

Transportation service operating on a standard route along a public right of way, from which it may deviate from time to time, in response to a demand for its service or to take a passenger to a destination, after which it returns to its standard route.

## **Rural Transit Assistance Program (RTAP)**

The section of the Federal Transit Act of 1991, as amended, that provides funds for training, technical assistance, research and other support services for rural transit providers.

## **Section 5307 (Urbanized Area Formula Program)**

The section of the Federal Transit Act of 1991, as amended, that authorizes grants to public transit systems in urban areas with populations of more than 50,000 for both capital and operating projects. Based on population and density figures, these funds are distributed directly to the transit agency from the FTA.

## **Section 5309 (Capital Program)**

The section of the Federal Transit Act of 1991, as amended, that authorizes discretionary capital assistance for major capital needs, such as fleet replacement and construction of transit facilities.

## **Section 5310 (Elderly and Persons with Disabilities Capital Program)**

The section of the Federal Transit Act of 1991, as amended, that provides grant funds for the purchase of accessible vehicles and related support equipment for private non-profit organizations to serve elderly and/or disabled people, public bodies that coordinate services for elderly and disabled, or any public body that certifies to the state that non-profits in the area are not readily available to carry out the services.

## **Section 5311 (Non-urbanized Area Formula Program)**

The section of the Federal Transit Act of 1991, as amended, that authorizes grants to public transit systems in non-urbanized areas (fewer than 50,000 population). The funds initially go to the governor of each state. In Minnesota, MnDOT administers these funds.

## **Section 5339 (Facilities Program)**

Provides funding to states and transit agencies through a statutory formula to replace, rehabilitate and purchase buses and related equipment and to construct bus-related facilities. In addition to the formula allocation, the Grants for Buses and Bus Facilities program (49 U.S.C. 5339) includes two discretionary components: the Bus and Bus Facilities Discretionary Program and the Low or No Emissions Bus Discretionary Program.

## **Service area**

The geographic area that coincides with a transit system's legal operating limits; e.g., city limits, county boundary, etc.

## **Service hours**

See revenue hours.

## **Service span**

The duration of time that service is made available or operated during the course of the service day, e.g., 6 a.m. to 10 p.m.

## **Subscription service**

Transportation service in which routes and schedules are prearranged to meet the needs of riders who sign up for the service in advance.

## **Transit**

Transportation by bus, rail or other conveyance, either publicly or privately owned, that provides general or special service on a regular and continuing basis. The term includes fixed-route and paratransit services as well as ridesharing. Also known as mass transportation, mass transit, or public transit.

## **Transit dependent**

A description for a population or person who does not have immediate access to a private vehicle, or because of age or health reasons cannot drive and must rely on others for transportation.

## **Vehicle Classification**

MnDOT classifies transit vehicles according to the following categories:

- Class 300 – A small-size light-duty transit bus approximately 16-22 feet long with a raised roof and single or dual rear wheels (up to 12,500 lbs. gross vehicle weight rating).
- Class 400 – A medium-size light-duty transit bus approximately 20-30 feet long with a raised roof and dual rear wheels (12,300-16,000 lbs. gross vehicle weight rating).
- Class 500 – A medium-size medium-duty transit bus approximately 25-40 feet long (17,000-24,000 lbs. gross vehicle weight rating).
- Class 600 – A medium-size heavy-duty transit bus approximately 25-40 feet long (21,000-32,000 lbs. gross vehicle weight rating).
- Class 700 – A large-size heavy-duty transit bus/over-the-road bus approximately 30 feet and longer with a rear-mounted engine.





