



Legislative Report

Homeless Youth Act

Office of Economic Opportunity

February 2025

For more information contact:

Minnesota Department of Human Services
Office of Economic Opportunity
P.O. Box 64962
St. Paul, MN 55164-0962
651-431-3808



For accessible formats of this information or assistance with additional equal access to human services, email us at DHS.info@state.mn.us, call 651-431-3808, or use your preferred relay service. ADA1 (2-18)

Minnesota Statutes, Chapter 3.197, requires the disclosure of the cost to prepare this report. The estimated cost of preparing this report is \$3,000.

Printed with a minimum of ten percent post-consumer material. Please recycle.

Table of Contents

I.	Executive Summary	4
II.	Legislation.....	6
III.	Introduction	7
IV.	Identification of Needs	8
V.	Homeless Youth Act Grantee Data	12
VI.	Details about Grant Awards	13
	Funding Available, Requests and Awards	13
	Fundable Activities	13
	Breakdown of Funding	15
	Geographic Distribution of Funds	17
VI.	Outputs and Outcome Indicators	18
	Drop-in Center Outputs.....	18
	Outreach Outputs.....	19
	Shelter Outputs and Outcomes.....	20
	Housing Outputs and Outcomes	21
VII.	Shelter-Linked Mental Health Grant	22
VIII.	Conclusion	24
	Appendix A: Homeless Youth Act Grantees	25
	Appendix B: Homeless Youth Act Statute	29
	Appendix C: Shelter-Linked Mental Health Grant Statute	33

I. Executive Summary

This report was prepared in response to Minn. Stat. 256K.45, subd. 2, which requires that a biennial report on Homeless Youth Act funding and activities be submitted to Minnesota’s legislative committees having jurisdiction. Its purpose is to inform the Minnesota Legislature on the level and nature of needs for homeless youth in Minnesota, provide details on funding decisions and grants made, and give information on outcomes for populations served to determine the effectiveness of programs and use of funding.

The Homeless Youth Act (HYA) provides definitions for runaway youth, homeless youth, and youth at-risk of homelessness, and defines the continuum of services for youth, including outreach, drop-in services, emergency shelter, and housing. In addition, the HYA affords funding to nonprofits and tribal governments to support the continuum of services.

This report outlines the needs and current realities for homeless youth in Minnesota based on multiple data sources, including findings from the 2018 and 2023 Wilder Statewide Homeless Study,¹ as well as data from current Homeless Youth Act grantees and national research. The Wilder Statewide Homeless Study shows an estimated **13,300 Minnesota youth on their own experiencing homelessness over the course of a year**. This includes an estimated 5,800 minors aged 17 and under, and 7,500 young adults aged 18-24.²

Programs receiving Homeless Youth Act funds work to mitigate the negative impact of childhood trauma and adverse experiences and provide services that lower the risk of future exploitation and trauma, outlined extensively in the previous Legislative Report.

The Homeless Youth Act was funded at \$41.238 million for the 2024-25 biennium. \$40.924 million was distributed through a competitive Request for Proposals process. Sixty-five proposals for youth programming were received, requesting over \$100.75 million in funding—more than double the dollars available; of these, 48 agencies received funding. \$100,000 of the funds were used to support the Homeless Management Information System (HMIS), the database used by HYA grantees to report most of the demographic and outcome data in this report. The remaining \$214,000 was used toward technical assistance and capacity building.

Information about how Homeless Youth Act funds were distributed by program activity as well as geographically is included in this report. Highlights include:

- Distribution of funds by program activity was as follows:
 - \$9.527 million used towards emergency shelter services (31 programs)
 - \$12.290 million used towards drop-in center/outreach services (40 programs)
 - \$19.107 million used towards housing services (55 programs)

¹ “Minnesota Homeless Study: A Project of Wilder Research,” Wilder Research, March 2024, <https://www.wilder.org/mnhomeless/results>.

² “Minnesota Homeless Study: A Project of Wilder Research,” Wilder Research, March 2024, <https://www.wilder.org/mnhomeless/results/youth>.

- Distribution of funds by geographic area was as follows:
 - 64% to programs in the Twin Cities metro area
 - 33% to programs in Greater Minnesota
 - 3% to Tribal governments

Also included in this report is information on outputs and outcomes of each program activity (i.e., outreach, drop-in center, emergency shelter and housing) for State Fiscal Year 2024 (July 1, 2023–June 30, 2024).

Highlights include:

- **Outreach:** 15,477 unduplicated youth were served during community outreach and provided access to basic needs assistance in the form of food, weather-appropriate garments, transportation, and crisis intervention services.
- **Drop-in center:** 8,163 unduplicated youth visited drop-in centers 73,678 times.
- **Shelter:** 791 unduplicated youth were served in HYA-funded emergency shelters.
- **Housing:** 1,086 unduplicated households were served in HYA-funded housing programs.

As required by the Homeless Youth Act, this report highlights the Shelter-Linked Mental Health Grant and the work that has taken place thus far in integrating mental health services in homeless youth and Safe Harbor shelter and housing programs.

- **Shelter-Linked Mental Health Grant:** The purpose of Shelter-Linked Mental Health services is to integrate mental health services into programs for youth experiencing homelessness and sexual exploitation through partnerships between homeless youth and Safe Harbor programs with community-based mental health providers. Modeled after School-Linked Mental Health, the Shelter-Linked Mental Health program aims to lower barriers to access and support youth in obtaining and maintaining needed mental health services.

A complete list of entities funded with Homeless Youth Act dollars for the 2024–2025 biennium is in Appendix A. The list includes central office locations, county service area(s), and funded activities (outreach, drop-in center, shelter and/or housing). The statute guiding Homeless Youth Act funding and distribution, eligible activities, and report expectations is referenced in Appendix B. The statute guiding Shelter-Linked Mental Health funding is referenced in Appendix C.

For questions about Homeless Youth Act funding or this report, contact Anthony Coleman via email, anthony.coleman@state.mn.us, or by phone at 651-431-5868.

II. Legislation

Homeless Youth Act

Minn. Stat. 256K.45, subd. 2, requires a biennial report be submitted to the Minnesota legislative committees having jurisdiction. Below is the statutory text referencing this report. The Homeless Youth Act, in its entirety, is in Appendix B.

256K.45 Homeless Youth Act

Subd. 2. Homeless youth report.

(a) The Commissioner shall prepare a biennial report, beginning February 1, 2025, which provides meaningful information to the chairs and ranking minority members of the legislative committees with jurisdiction over homeless youth, that includes but is not limited to: (1) a list of the areas of the state with the greatest need for services and housing for homeless youth, and the level and nature of the needs identified; (2) details about grants made, including shelter-linked youth mental health grants under section 256K.46; (3) the distribution of funds throughout the state based on population need; (4) follow-up information, if available, on the status of homeless youth and whether they have stable housing two years after services are provided; and (5) any other outcomes for populations served to determine the effectiveness of the programs and use of funding.

(b) This subdivision expires December 31, 2034.

As required by legislation, this report is specifically focused on how the Minnesota Department of Human Services distributed \$41.238 million in Homeless Youth Act funding for the 2024–2025 biennium.

Shelter-Linked Mental Health Grant

Minn. Stat. 256K.46 requires a report about Shelter-Linked Mental Health services be added to the biennial report required under section 256K.45, subdivision 2.

256K.46 Shelter-Linked Mental Health

Subd. 5. Reporting. Grant recipients shall report annually on the use of shelter-linked youth mental health grants to the commissioner by December 31, beginning in 2020. Each report shall include the name and location of the grant recipient, the amount of each grant, the youth mental health services provided, and the number of youth receiving services. The commissioner shall determine the form required for the reports and may specify additional reporting requirements. The commissioner shall include the shelter-linked youth mental health services program in the biennial report required under section 256K.45, subdivision 2.

III. Introduction

This report is submitted to the Minnesota Legislature pursuant to Minn. Stat. 256K.45, subd. 2., Homeless Youth Act.

The Homeless Youth Act (HYA) provides definitions for runaway youth, homeless youth, and youth at-risk of homelessness, and defines the continuum of services for youth, including outreach, drop-in services, emergency shelter, and housing. In addition, the HYA affords funding to nonprofits and tribal governments to support the continuum of services. A description of each program activity is in Table 2: Description of Homeless Youth Act Activities, on pages 12-13. Integrated into program activities, Homeless Youth Act grantees provide positive youth development opportunities and connections to cultural traditions for at-risk and homeless youth aged 24 or younger who are unaccompanied by a parent or guardian.

As required by legislation, this report details how the Minnesota Department of Human Services (DHS) distributed \$41.238 million in Homeless Youth Act funding for the 2024–25 biennium. The data provided within this report only captures one year of funding at this increased funding level (7/1/2023–6/30/2024), as the second year of the grant period does not end until June 30, 2025, and second year data has not yet been collected. Also included, as required by statute, is information about:

- The areas of the State with the greatest need for services and housing for homeless youth, and the level and nature of the needs identified;
- Details about grants;
- Distribution of funds throughout the state based on population need;
- Any available follow-up information on the status of homeless youth and whether they have stable housing two years after services are provided; and
- Outcomes for populations served to determine effectiveness of the programs and use of funding.

The Homelessness, Housing, and Support Services Administration (HHSSA) prepared this report. Staff used data gathered from the 48 providers receiving HYA funds. The HYA data described in this report is collected through semi-annual and annual report submissions by grantees of Homeless Youth Act funding. Aggregated data on drop-in center and outreach program activities is collected via Excel spreadsheets, and data on housing and shelter activities is collected through reports generated from the Homeless Management Information System (HMIS). The Institute on Community Alliances (ICA) is the statewide HMIS administrator and produces the aggregate HYA reports for DHS.

DHS staff review the Excel spreadsheet and HMIS reports for data accuracy and completion and communicate with grantees on errors or missing data.

IV. Identification of Needs

While this report primarily relies on the detailed findings and analysis from the Wilder Statewide Homeless Study and information from HYA grantees, several other important data sources exist. Other data sources do not always use identical definitions and do not always distinguish unaccompanied homeless youth from young people who may be experiencing homelessness with their families. They are nevertheless important to note:

- The Minnesota Department of Education (MDE) collects information about students facing homelessness, as defined by the McKinney-Vento Homeless Assistance Act. MDE publishes data on the number of students experiencing homelessness on October 1st of every school year in their student enrollment reports. For the 2023–2024 school year, 10,019 students experiencing homelessness were enrolled in public and charter schools in Minnesota as of the October 1, 2023 count.³ Cumulative school-based counts are also reported annually to the U. S. Department of Education spanning entire school years, often doubling the October 1st counts.
- Additionally, Continuum of Care (CoC) coordinators, the Institute for Community Alliances (ICA), Tribal nations, service and shelter providers, outreach workers, schools, and volunteers come together to coordinate an annual federally required Point-in-Time (PIT) count across the state on a single night each January. For the January 2023 count, 685 homeless unaccompanied youth, 153 parenting youth, and 208 children of parenting youth were identified statewide on that single night.⁴ Minnesota’s PIT count also documents significant inequities in who experiences homelessness in Minnesota, with significant overrepresentation of American Indian, Black, and Latino populations.⁵

Wilder Statewide Homeless Study Data

The following data is from the 2023 Wilder Statewide Homeless Study.⁶ **Over the course of a year, an estimated 13,300 Minnesota youth experience homelessness on their own.** This includes an estimated 5,800 minors aged 17 and under and 7,500 young adults ages 18 through 24. During the study (conducted on October 26, 2023), 547 youth experiencing homelessness were interviewed. Below are highlights of data provided by Wilder Research⁷ (unless otherwise noted), which describe the needs of the homeless youth population in Minnesota:

³ Student data from <https://public.education.mn.gov/MDEAnalytics/Data.jsp>

⁴ HUD 2023 Continuum of Care Homeless Assistance Programs Homeless Populations and Subpopulations, https://files.hudexchange.info/reports/published/CoC_PopSub_State_MN_2023.pdf

⁵ State Point-in-Time Count data from <https://mich.mn.gov/2024-point-time-count-summary>

⁶ “Minnesota Homeless Study: A Project of Wilder Research,” Wilder Research, March 2024, <https://www.wilder.org/mnhomeless>.

⁷ Wilder Research. (2023). 2023 Minnesota Homeless Study statewide survey data. Retrieved from <https://www.wilder.org/mnhomeless/results>.

Demographics and background:

- The number of homeless youth of color is disproportionately high compared to their prevalence in the general population of Minnesota youth.
- Three-quarters of homeless youth identified in the survey (75%) were African American, American Indian, Asian, Hispanic, or of mixed race.
- 28% of youth identified themselves as lesbian, gay, bisexual, transgender, or a different way.
- Children and youth under age 24 account for roughly three of every 10 people in the state of Minnesota experiencing homelessness.⁸

Education:

- 69% of minors attended school on the day of the survey, the same percentage from the 2012 study.
- 83% of minors attended school or took GED classes at some point in the previous year.
- 47% of youth under 24 on the day of the survey reported trouble getting to school based on transportation or housing issues.
- 19% of youth respondents on the day of the survey were enrolled in a GED, adult education, college, or job training program.

Adverse experiences and exposure to violence:

- 45% of youth respondents stayed in an abusive situation because there were no other housing options.
- 79% of youth interviewed experienced at least one adverse childhood experience, including physical abuse, being without essential care, and living with a parent or guardian struggling with mental health issues.⁹
- 35% of youth interviewed reported having been assaulted or attacked while experiencing homelessness.
- 60% of those who had been pressured or forced to work in the sex industry were first approached before the age of 18.
- For youth that left a correctional facility in the last 12 months from the survey, 91% of metro participants and 70% of Greater Minnesota participants were experiencing homelessness at the time of entry.

Physical/mental health:

- 51% of youth interviewees claim they have been told by a medical professional they have major depression or clinical depression. 56% claim being told they have an anxiety disorder or panic disorder.
- 82% of all youth respondents are people with a serious or chronic disability.
- 27% of youth surveyed have not been able to see a dentist despite the need over the last 12 months.

⁸ Data according to <http://www.mncompass.org/profiles/state/minnesota/age>.

⁹ The Minnesota Homeless Study includes selected questions around adverse childhood experiences. It is important to note that the study does not include a comprehensive list of adverse childhood experiences.

- Of nearly all minor youth interviewed, 34% have not identified a regular place they would go for medical care.
- Nearly a quarter of surveyed individuals used drug or alcohol treatment facilities, or a facility for those with physical disabilities.

Parenting Youth:

- Of 140 parenting youth responding, 34% have multiple children.
- 36% of young parents had children that were not currently with them. Of those parents, 16% were unable to have their children with them based on lack of facility accommodation.
- 37% of 122 parents interviewed had a child enrolled in Head Start or another preschool program.
- For 82 parents interviewed that have their children with them, 27% were unable to find regular childcare when they needed it.

Child Welfare/Foster Care system involvement:

- 34% of interviewees lived in foster care as a child, 22% lived in a group home at 17 or younger, and 35% have been in mental health treatment programs as minor youth.

Geographic need:

- Four in 10 homeless youth (40%) identified by Wilder Research in the 2023 homeless study were in Greater Minnesota, with 60% of homeless youth identified residing in the metro area.

Requested Funds vs. Funds Distributed

To further describe the need for services for the population of homeless youth, Table 1 below details funds requested by Homeless Youth Act grantees. Information on funds distributed is specific to the Homeless Youth Act grant program. Grantees also rely on funding from other state grants, federal funding sources, private foundation grants, and other fundraising efforts to support their programs. Differences between what is requested and what has been regionally funded with the Homeless Youth Act grant program may indicate where varying needs exist regionally.

More details may be found in the Geographic Description of Funds on pages 17-18.

Table 1: Information on Funding Requested and Distributed by Program Activity					
Program Type	Overall Funding Requested	Funding Distributed (Metro Minnesota)	Funding Distributed (Greater Minnesota)	Total Amount Distributed	Percent of Request Funded
Permanent Supportive Housing	\$9,986,720	\$4,868,654	\$2,791,548	\$7,660,202	77%
Drop-in Center/Day Shelter	\$12,084,106	\$3,855,378	\$1,697,254	\$5,552,632	46%
Emergency Shelter	\$39,084,603	\$6,581,159	\$2,945,851	\$9,527,010	24%
Outreach	\$16,356,640	\$4,458,024	\$2,278,930	\$6,736,954	41%
Scattered Site Transitional Housing & Rapid Re-Housing	\$16,942,255	\$3,401,047	\$3,396,961	\$6,798,008	40%
Site-Based Transitional Housing	\$6,299,469	\$2,999,176	\$1,650,018	\$4,649,194	74%

V. Homeless Youth Act Grantee Data

Data below is from Homeless Youth Act funded shelter and housing programs from the time of July 1, 2023–June 30, 2024, unless indicated otherwise. It does not include outreach and drop-in programs, as this information is not collected from those programs.

Disability status of homeless youth:

- 40% reported having a disability of long duration, compared to 39% in the 2022 Homeless Youth Act Legislative Report. When limited to youth heads of household, 46% reported having a disability of long duration.
- Of the youth reporting a disability of long duration, 71% reported having a mental health disorder, compared to 73% in the 2022 report.

Extent of youth homelessness:

- 41% met Minnesota’s definition of long-term homelessness, which means having experienced continuous homelessness for one year, or four episodes in the past three years. This is compared to 45% in the 2022 Homeless Youth Act Legislative Report.

Demographics of homeless youth:

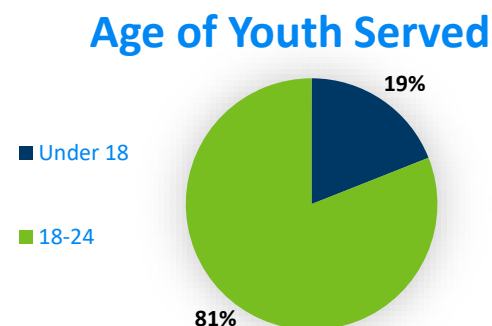


Figure 1 - Age of Youth Served in HYA-Funded Shelter and/or Housing Program

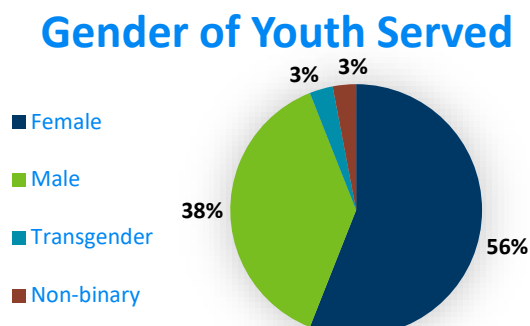
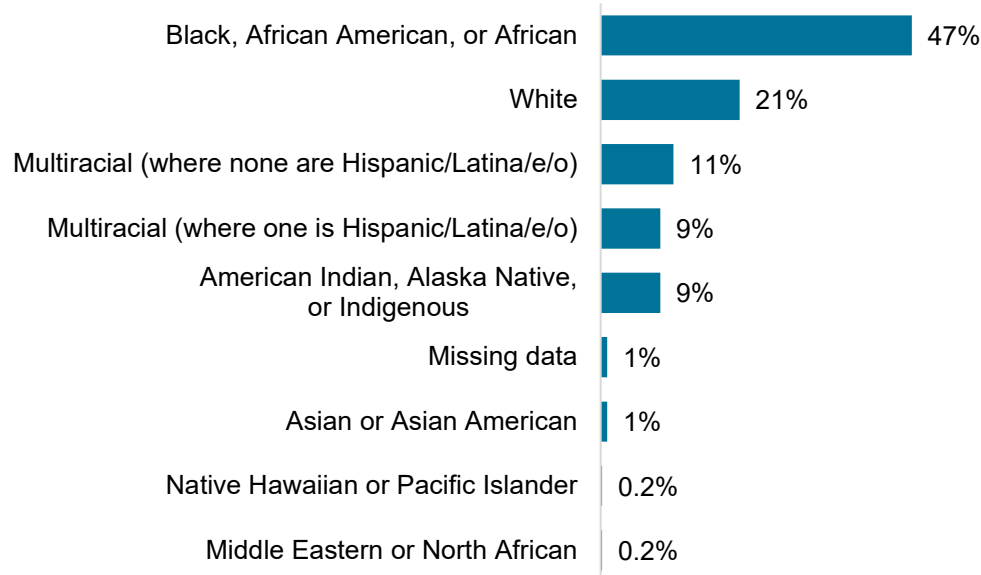


Figure 2 - Gender of Youth Served in HYA-Funded Shelter and/or Housing Program

Race and Ethnicity – Youth served in HYA-funded shelter and/or housing program:



VI. Details about Grant Awards

Funding Available, Requests and Awards

The Homeless Youth Act was funded at \$41.238 million for the 2024–2025 biennium. Of this, \$40.924 million was distributed to grantees for programming and \$314,000 was used towards technical assistance and capacity building and data collection. Scoring criteria included, but was not limited to, program capacity and program design (e.g., accessibility of services, appropriateness of services, cost effectiveness), program revenue and budget, geographic location, and previous performance, if applicable.

Fundable Activities

As defined in statute, program activities include prevention, outreach, drop-in, emergency shelter, and housing, described in Table 2 below.

Table 2: Description of Homeless Youth Act Activities

Program Activities	Description
Prevention	Activities that contribute to prevention of homelessness. Prevention activities happen within the context of outreach and drop-in programs.
Outreach	Outreach programs locate, build relationships with, and meet the immediate needs of youth who are homeless or at imminent risk of homelessness, while working to connect youth with a range of services, including housing. Activities also include cross-training and collaboration with Safe Harbor programs and services.
Drop-in	Drop-in center programs provide youth (who are homeless or at imminent risk of homelessness) with basic needs including meals, a safe place during the day, and supportive services to assist them in securing housing. Drop-in centers provide walk-in access to crisis intervention and case management services.
Emergency shelter	Shelter programs provide youth with walk-in access to emergency, short- and medium-term residential care. These programs provide safe, dignified shelter, including private shower facilities, beds, and meals.
Housing	Housing programs can be site-based (i.e., all units in one facility) or scattered-site (i.e., units in apartments in the community), and can include host home models (youth housed with host families). Housing programs assist youth in locating and maintaining safe, dignified housing, and provide support services while being housed. Housing models may be time limited, offering assistance for typically up to 24 months, or non-time limited, such as permanent housing models.

All activities outlined in Table 2 include a range of services including, but not limited to:

- Basic needs and crisis intervention services
- Family connection, counseling, and reunification
- Case management
- Individual and group counseling
- Mental health services
- Substance abuse treatment/counseling
- Medical and dental health care
- Transportation
- Housing resources
- Education and employment opportunities
- Recreational activities
- Advocacy
- Food/hot meals
- Assistance navigating systems
- After-care and follow-up services

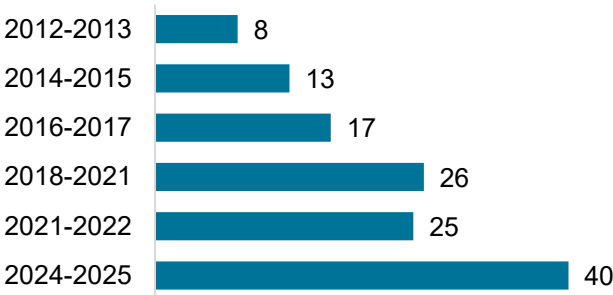
Breakdown of Funding

The Department of Human Services provided funding to 48 grantees towards the operations of 126 program activities for youth (with most of the 48 grantees providing multiple program activities). Figure 1 below shows the number of awards by program activity, and Figure 2 shows the dollar amount funded by program activity.

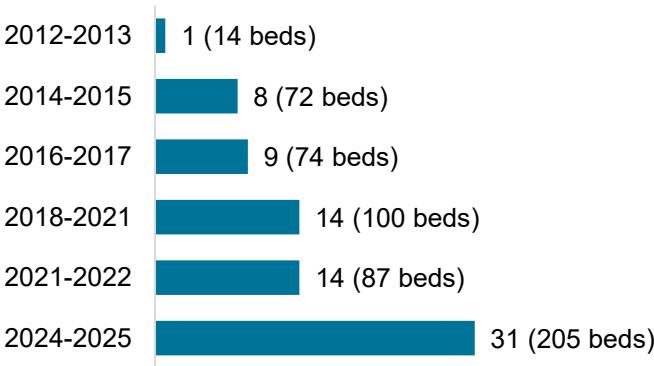
Housing and shelter units are offered through a variety of models, including residential or congregate settings, hotel/motel vouchers, host homes, and scattered-site housing in apartments. In addition, housing may be time-limited in design (e.g., transitional housing or rapid re-housing models), or non-time limited (e.g., permanent supportive housing models).

Figure 1: Number of programs receiving Homeless Youth Act funds by program activity¹⁰

Outreach/Drop-in



Shelter



¹⁰ As of this report and moving forward, we are aligning funding information reported with the biennium. The most recent data encompasses the 2024–25 biennium and does not include information on 2023, when funding levels were significantly lower than in 2024–25.

Figure 1 (continued): Number of programs receiving Homeless Youth Act funds by program activity

Housing

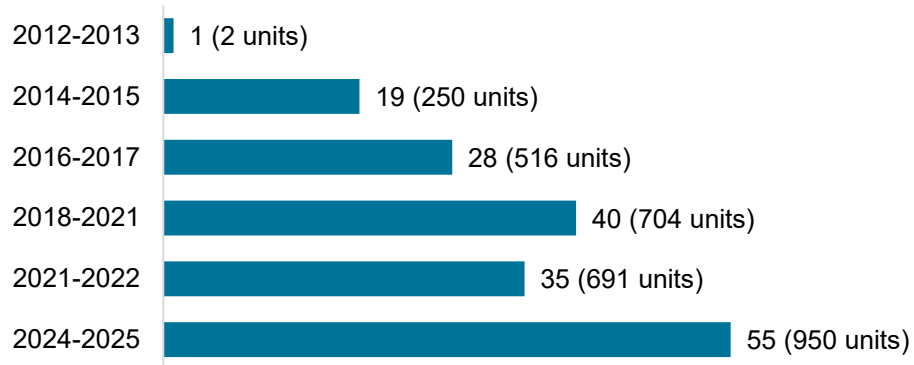



Figure 2: Distribution of funds by program activity (in \$)

Outreach/Drop-in



Shelter


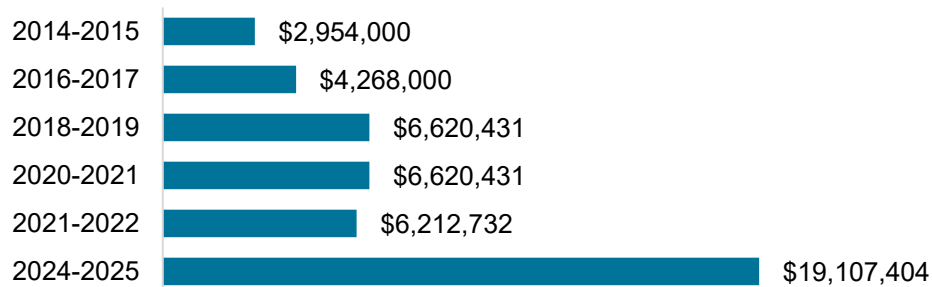
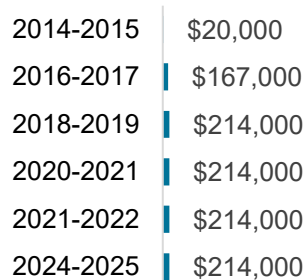


Figure 2 (continued): Distribution of funds by program activity (in \$)

Housing



Technical Assistance



Geographic Distribution of Funds

Distribution of funds was made with consideration of geographic needs. Four in 10 youth (41%) identified by Wilder Research in the 2023 homeless study were in Greater Minnesota.¹¹ As seen in Figure 3 below, Homeless Youth Act funding distribution was generally in-line with geographic need.

- 30 organizations proposed projects in Greater Minnesota; 22 (73%) were funded.¹²
- 4 Tribal Nations proposed projects; 3 (75%) were funded.¹³
- 33 organizations proposed projects in the seven-county Twin Cities metro area; 24 (73%) were funded.¹⁴

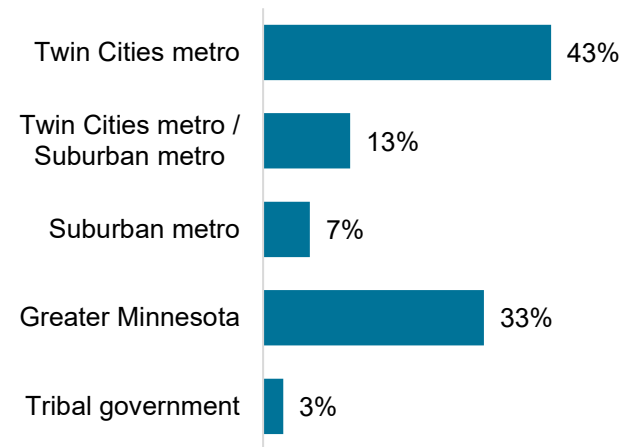
¹¹ Wilder Research. (2023). 2023 Minnesota Homeless Study statewide survey data. Retrieved from <https://www.wilder.org/mnhomeless/results>

¹² All eight of the entities in Greater MN that requested but were not funded with HYA were proposing programs that were not specific to youth. Some were funded through other grant programs.

¹³ The Tribal Nation that requested but was not funded with HYA was proposing a program that was not specific to youth. The program was funded through another grant program.

¹⁴ Eight of the nine entities in the metro area that requested but were not funded with HYA were proposing programs that were not specific to youth. Some were funded through other grant programs.

Figure 3: Geographic distribution of funds



VI. Outputs and Outcome Indicators

Data reported below is collected through semi-annual and annual reports submitted by HYA-funded grantees. Aggregate data from drop-in center and outreach programs is collected via Excel spreadsheets, while housing and shelter program data is collected through the Homeless Management Information System (HMIS).

Below is a summary of data collected for the period July 1, 2023–June 30, 2024. Data from the prior biennium (July 1, 2022–June 30, 2023) is included to illustrate the impact of the increased funding for HYA beginning in the SFY24–25 biennium.

Drop-in Center Outputs

Due to the crisis and short-term nature of drop-in services, outputs are collected as opposed to outcomes, as follows:

Measure ¹⁵	SFY23 (7/1/22–6/30/23)	SFY24 (7/1/23–6/30/24)	Change
# of youth served ¹⁶	6,519	8,163	+25%

¹⁵ Out of 15 drop-incenter grantees, 5 offer legal advocacy, 4 offer formalized education programming, and 3 offer formalized employment programming. Otherwise, the remaining services are generally provided by all grantees.

¹⁶ HYA grantees report unduplicated counts of youth for their drop-in center programs; however, we are unable to de-duplicate these counts across grantees.

Measure¹⁵	SFY23 (7/1/22–6/30/23)	SFY24 (7/1/23–6/30/24)	Change
# of visits (duplicated)	55,112	73,678	+33%
# of bus tokens provided	19,824	56,179	+183%
# of bus cards provided	2,810	3,596	+28%
# of meals provided	96,202	140,378	+46%
# of legal advocacy hours	302	1656.5	+449%
# of youth participating in ongoing case management	4,273	3,243	-24%
# of youth participating in formalized education programming	136	539	+296%
# of youth participating in formalized employment or vocational programming	866	1,329	+53%

100% of youth served received access to food, clothing, showers, transportation, and crisis intervention services.

Outreach Outputs

Due to the crisis and short-term nature of outreach services, outputs are collected as opposed to outcomes, as follows:

Measure ¹⁷	SFY23 (7/1/22–6/30/23)	SFY24 (7/1/23–6/30/24)	Change
# of youth served ¹⁸	2,326	15,477	+565%
# of contacts (duplicated)	8,670	34,713	+300%
# of supplies distributed (socks, nutritious snacks, bus tokens, etc.)	20,321	123,158	+506%
# of referrals to services (health care, drop-in facilities, employment programs, etc.)	5,837	16,241	+178%
# of youth connected with the Coordinated Entry system	321	993	+209%

In addition to the traditional outreach outputs reported above, HYA funds were used in part to support a meal distribution program that provided an estimated 273,000 meals in street outreach settings. The program also distributes essential supplies such as snacks, water, clothing, boots, tents and sleeping gear, and cooking equipment.

Shelter Outputs and Outcomes

791 unduplicated youth heads of household were served in shelter in SFY2024 (7/1/23–6/30/24)—a 68% increase from the prior state fiscal year. 100% of these youth received basic needs services in the form of shelter, food, clothing, showers, referral to medical and mental health services if needed, transportation, and case management.

Due to the nature of emergency shelter, some youth receive short-term services, while others receive a longer term, deeper level of service intervention. Of those youth who received a deeper level of service intervention:

- 243 of the 791 youth (31%) had an individualized case plan.

¹⁷ Generally, these services are provided by all 25 outreach grantees. Two Homeless Youth Act grantees offer specialized services: one providing food distribution and another providing legal services.

¹⁸ HYA grantees report unduplicated counts of youth for their outreach programs; however, we are unable to de-duplicate these counts across grantees.

- 162 (20%) were connected to education-related support services, and 217 (27%) were connected with employment-related support services.
- 236 (30%) were assisted in connecting and building a relationship with a family member or other positive, supportive adult.

Housing Outputs and Outcomes

- **There were 1,086 unduplicated youth heads of household served in housing in SFY2024 (7/1/23–6/30/24). This is up 35% from the prior fiscal year, when 802 youth were served.**
- 237 of the 336 youth (71%) who exited the housing program during the reporting period moved into stable housing upon exit. This is compared to 210 of 337 youth (62%) in the prior fiscal year.
 - 80% of youth identifying as White exited to stable housing.
 - 64% of youth identifying as Black, Indigenous, or Person of Color (BIPOC) exited to stable housing.
- 684 youth were connected with employment-related services. 547 youth were connected with employment-related services.
- 24% of those served obtained employment during the reporting period.

Housing Status After Exit

Over the past several years, the Homeless Management Information System (HMIS) has expanded its capabilities to identify instances of housing instability without requiring direct support staff to enter their post-exit follow ups with youth into the system.

The information below was gathered using data of youth who exited a HYA housing program and identifying if they had an interaction with the homeless system anywhere in Minnesota within 6 or 24 months after program exit, as captured by HMIS.

Housing Status 6-Months After Exit¹⁹

- Total youth who exited: 178.
- 167 (94%) of all youth who exited a HYA housing program did not have a record of housing instability within 6 months of program exit.
- 11 (6%) of all youth had at least one record of housing instability within 6 months of exit from a HYA housing program.

¹⁹ Data are for youth who exited a HYA housing program sometime between July 1, 2023, and December 31, 2023. This is to allow the six months of time to assess housing status after program exit.

Housing Status 24-Months After Exit²⁰

- Total youth who exited: 383.
- 291 (76%) of youth who exited a HYA housing program did not have a record of housing instability within 24 months of program exit.
- 92 (24%) of youth had at least one record of housing instability within 24 months of exit from a HYA housing program.

VII. Shelter-Linked Mental Health Grant

Shelter-Linked Mental Health is a set of mental health focused services targeted to youth experiencing homelessness and youth experiencing sexual exploitation. The purpose of Shelter-Linked Mental Health services is to integrate mental health services into programs for youth experiencing homelessness and/or sexual exploitation through partnerships between homeless youth and Safe Harbor programs, with community-based mental health providers. Modeled after the School-Linked Mental Health grant program, the Shelter-Linked Mental Health grant program aims to lower barriers to access and support youth in obtaining and maintaining needed mental health services.

During the 2023 legislative session, \$4,500,000 was appropriated for the 2024–2025 biennium for Shelter-Linked Mental Health services; all funds were distributed through a competitive Request for Proposal (RFP) process.

Activities supported by Shelter-Linked Mental Health funds include:

- Programming to prepare youth to receive mental health services
- Assisting youth in obtaining health insurance
- On-site mental health services, including group skills and therapy sessions and individual therapy sessions
- Staff consultation and training
- Ancillary support services

Shelter-Linked Mental Health Program Agencies and Activities

Below is a breakdown of agencies funded and services they are providing with grant funds. Mental health services offered by agencies include but are not limited to individual and family therapy, medication and diagnostic evaluation, and rapport building with youth.

Twin Cities Metro Area

180 Degrees: Awarded \$600,000 for the biennium.

²⁰ Data are for youth who exited a HYA housing program sometime between July 1, 2021, and June 30, 2022. This is to allow the 24 months of time to assess housing status after program exit.

- Provide mental health services for youth at Brittany's Place (St. Paul), Hope House (Chanhassen), VonWald Shelter (Rochester), and St. Cloud Youth Shelter (St. Cloud).
- Provide mental health case consultation and training for shelter staff.

Avenues for Youth: Awarded \$401,026 for the biennium.

- Collaborate with Reviving Roots to provide mental health services to youth in housing programs and host homes in Twin Cities Metro Area.
- Partner with DAP to provide survivor groups for youth impacted by domestic violence.

Catholic Charities of St. Paul and Minneapolis (Hope Street Program): Awarded \$283,608 for the biennium.

- Community mental health provider onsite twice per week for youth in shelter.
- Art Therapist and provider specializing in LGBTQIAS+ population onsite once per week.
- Provide mental health case consultation and training for staff.

Face to Face Health and Counseling Inc.: Awarded \$1,100,000 for the biennium.

- Provide Mental Health services at four organizations serving youth in the Twin Cities. These include Face to Face Health and Counseling Inc., Ain Dah Yung, The Salvation Army Booth Brown House, and Lutheran Social Services (Metro Area).
- Provide mental health case consultation and training for staff across the four organizations.

MoveFwd: Awarded \$362,830 for the biennium.

- Provide mental health services to youth at risk of and experiencing homelessness in the Twin Cities west metro.
- Provide mental health case consultation and training to program staff.

The Link: Awarded \$620,000 for the biennium.

- Collaborate with Reviving Roots to provide mental health services to youth in Passageways Shelter, Dignity House Shelter, and Lindquist Apartments.
- Provide mental health case consultation and training to program staff.

Youthlink: Awarded \$400,000 for the biennium.

- Collaborate with Life Chances 4 You and Avivo to provide mental health services to youth in two supportive housing programs.
- Provide mental health case consultation and training to program staff.

Greater Minnesota

Lutheran Social Service of Minnesota (Duluth, Mankato, Rochester, St. Cloud): Awarded \$620,000 for the biennium.

- Provide mental health services to youth at LSS Duluth's Another Door Shelter (site-based) and Renaissance Transitional housing (site-based).
- Provide mental health services to youth at drop-in resource centers located in St. Cloud, Mankato, and Rochester.

- Provide mental health case consultation and training to program staff.

MAHUBE-OTWA Community Action Partnership, Inc.: Awarded \$30,000 for the biennium.

- Collaborate with Steller Human Services to provide a variety of mental health services for youth experiencing homelessness, including telehealth options.
- Provide mental health case consultation and training to program staff.

Shelter-Linked Mental Health Outputs

Data is collected through semi-annual and annual reports submitted by Shelter-Linked Mental Health Grant funded agencies. Below is a summary of data collected from grantees for the period of July 1, 2023–June 30, 2024.

- 1,055 youth received mental health services with 4,366 mental health visits.
- 365 of the youth served would otherwise not have been eligible for mental health services due to being uninsured/underinsured.
- 126 of the youth served didn't have health insurance upon engaging in mental health services, and program staff supported them in getting insurance.
- Mental health services provided:
 - 3,166 one-on-one therapy sessions.
 - 550 group therapy sessions.
- 4,003 Auxiliary/Ancillary services were provided. Auxiliary/Ancillary services include but are not limited to: financial assistance with deductibles, transportation support, less formal mental health services, relationship building, help accessing insurance, and any gap services utilized in supporting youth to get mental health services.
- There were 92 shelter/housing staff trainings on mental health-related topics.

VIII. Conclusion

A complete list of agencies funded with Homeless Youth Act dollars for the 2024–2025 biennium is in Appendix A. The list includes agency office locations, county service area, and funded activities (shelter, outreach, drop-in or housing). The statute guiding Homeless Youth Act funding distribution, eligible activities, and report expectations is in Appendix B. The statute guiding Shelter-Linked Mental Health funding is in Appendix C.

Appendix A: Homeless Youth Act Grantees

Agency	Headquarters	Counties Served	Activity
180 Degrees, Inc.	Minneapolis	Carver, Scott, Hennepin	Shelter, Outreach
Ain Dah Yung	St. Paul	Ramsey, Hennepin	Shelter, Housing
Arrowhead Economic Opportunity Agency, Inc.	Virginia	Itasca, Koochiching	Shelter, Outreach, Housing
Avenues for Youth	Minneapolis	Hennepin, Ramsey	Shelter, Outreach, Housing
Beacon Interfaith Housing Collaborative	St. Paul	Hennepin, Ramsey	Housing
Bois Forte Reservation Tribal Council	Nett Lake	Bois Forte Reservation, St. Louis, Koochiching	Housing
Catholic Charities of the Archdiocese of St Paul & Minneapolis (Hope Street)	Minneapolis	Hennepin	Shelter, Housing
Catholic Charities of the Diocese of St. Cloud (SHY)	St. Cloud	Benton, Mille Lacs, Morrison, Sherburne, Stearns, Todd, Wright	Shelter, Housing
Center City Housing Corporation (Rochester)	Duluth	Olmsted	Housing
Community Action Center of Northfield	Northfield	Rice	Outreach
Dakota County Community Services	West St. Paul	Dakota	Shelter
Divine Konnections, Inc.	Duluth	St. Louis	Housing

Agency	Headquarters	Counties Served	Activity
Evergreen Youth and Family Services, Inc.	Bemidji	Beltrami, Cass, Hubbard, Clearwater, Norman, Polk, Marshall, Kittson, Roseau, Lake of the Woods, Leech Lake Band of Ojibwe, Red Lake Band of Chippewa, Pennington, White Earth Band of Ojibwe	Drop-in, Outreach, Housing
Face to Face Health and Counseling Service, Inc.	St. Paul	Ramsey	Drop-in, Housing
Gaia Democratic School	Minneapolis	Hennepin, Ramsey	Outreach
Hope for Youth, Inc.	Anoka	Anoka	Drop-in, Housing
Inter-County Community Council, Inc.	Oklee	Pennington, Red Lake, Clearwater, Polk, Norman, Marshall, Kittson, Roseau, Lake of the Woods	Shelter, Housing
Involve MN	Woodbury	Ramsey, Hennepin	Outreach
Lakes & Prairies Community Action Partnerships, Inc.	Moorhead	Clay, Wilkin	Outreach, Housing
Lakes and Pines Community Action Council, Inc.	Mora	Aitkin, Carlton, Chisago, Isanti, Kanabec, Mille Lacs, Pine	Housing
Launch Ministry	Chaska	Carver, Scott	Drop-in, Shelter, Outreach
Leech Lake Reservation Housing Authority	Cass Lake	Cass, Beltrami, Itasca, Hubbard, Leech Lake Reservation	Housing
Life House, Inc.	Duluth	St. Louis	Drop-in, Shelter, Outreach, Housing
Lutheran Social Service of Minnesota (Central MN Youth) (Brainerd)	Brainerd	Crow Wing, Morrison, Todd	Shelter, Outreach, Housing

Agency	Headquarters	Counties Served	Activity
Lutheran Social Service of Minnesota (Duluth)	Duluth	Blue Earth, Brown, Faribault, Le Sueur, Martin, Nicollet, Sibley, Waseca, Watonwan	Shelter, Outreach, Housing
Lutheran Social Service of Minnesota (Mankato)	Mankato	Ramsey	Drop-in, Shelter, Outreach, Housing
Lutheran Social Service of Minnesota (Metro Homeless Youth Services)	St. Paul	St. Louis	Shelter, Outreach, Housing
Lutheran Social Service of Minnesota (Rochester)	Rochester	Dodge, Fillmore, Freeborn, Goodhue, Houston, Mower, Olmsted, Rice, Steele, Wabasha, Winona	Drop-in, Shelter, Outreach, Housing
Lutheran Social Service of Minnesota (St. Cloud)	St. Paul	Sherburne, Stearns, Benton, Wright	Drop-in, Shelter, Outreach, Housing
Lutheran Social Services of Minnesota (Willmar)	Willmar	Big Stone, Chippewa, Kandiyohi, Lac Qui Parle, McLeod, Meeker, Renville, Swift	Shelter, Outreach, Housing
Mahube - OTWA Community Action Partnership, Inc	Detroit Lakes	Mahnomen, Hubbard, Becker, Otter Tail, Wadena	Shelter, Housing
Mid-Minnesota Legal Assistance	Minneapolis	Hennepin, Ramsey, Anoka, Carver, Dakota, Scott, Washington	Outreach
Model Cities of Saint Paul	St. Paul	Ramsey	Housing
MoveFwd, Inc.	Hopkins	Hennepin	Drop-in, Outreach, Housing
Northfield Union of Youth	Northfield	Rice, Dakota	Drop-in, Shelter
Oasis for Youth	Bloomington	Hennepin	Drop-in, Shelter
Open Doors for Youth	Elk River	Sherburne, Wright, Mille Lacs, Hennepin	Drop-in
Pillsbury United Communities	Minneapolis	Hennepin	Outreach

Agency	Headquarters	Counties Served	Activity
Red Lake Band of Chippewa Indians	Red Lake	Red Lake Nation, Beltrami, Clearwater, Pennington, Cass, Hubbard, Koochiching	Shelter
Scott-Carver-Dakota CAP Agency, Inc.	Shakopee	Scott, Carver, Dakota	Shelter, Housing
The Bridge for Youth	Minneapolis	Hennepin	Shelter, Housing
The Link	Minneapolis	Hennepin, Anoka, Carver, Dakota, Scott, Washington	Drop-in, Shelter, Outreach, Housing
The Salvation Army (Booth Brown House)	St. Paul	Ramsey	Shelter, Housing
Tubman	Minneapolis	Ramsey	Drop-in, Housing
United Community Action Partnership	Marshall	Cottonwood, Jackson, Kandiyohi, Lincoln, Lyon, McLeod, Meeker, Murray, Nobles, Pipestone, Redwood, Renville, Rock Counties, Lower Sioux Indian Community	Shelter, Housing
YMCA of the North	Minneapolis	Hennepin, Ramsey, Anoka, Dakota, Washington	Shelter, Outreach, Housing
YouthLink	Minneapolis	Hennepin	Drop-in, Housing
YWCA Duluth	Duluth	St. Louis	Housing

Appendix B: Homeless Youth Act Statute

256K.45 HOMELESS YOUTH ACT.

Subdivision 1. **Grant program established.** The commissioner of human services shall establish a Homeless Youth Act fund and award grants to providers who are committed to serving homeless youth and youth at risk of homelessness, to provide street and community outreach and drop-in programs, emergency shelter programs, and integrated supportive housing and transitional living programs, consistent with the program descriptions in this section to reduce the incidence of homelessness among youth.

Subd. 1a. Definitions. (a) The definitions in this subdivision apply to this section.

(b) "Commissioner" means the commissioner of human services.

(c) "Homeless youth" means a person 24 years of age or younger who is unaccompanied by a parent or guardian and is without shelter where appropriate care and supervision are available, whose parent or legal guardian is unable or unwilling to provide shelter and care, or who lacks a fixed, regular, and adequate nighttime residence. The following are not fixed, regular, or adequate nighttime residences:

(1) a supervised publicly or privately operated shelter designed to provide temporary living accommodations;

(2) an institution or a publicly or privately operated shelter designed to provide temporary living accommodations;

(3) transitional housing;

(4) a temporary placement with a peer, friend, or family member that has not offered permanent residence, a residential lease, or temporary lodging for more than 30 days; or

(5) a public or private place not designed for, nor ordinarily used as, a regular sleeping accommodation for human beings.

Homeless youth does not include persons incarcerated or otherwise detained under federal or state law.

(d) "Youth at risk of homelessness" means a person 24 years of age or younger whose status or circumstances indicate a significant danger of experiencing homelessness in the near future. Status or circumstances that indicate a significant danger may include: (1) youth exiting out-of-home placements; (2) youth who previously were homeless; (3) youth whose parents or primary caregivers are or were previously homeless; (4) youth who are exposed to abuse and neglect in their homes; (5) youth who experience conflict with parents due to substance use disorder, mental health disability, or other disability; and (6) runaways.

(e) "Runaway" means an unmarried child under the age of 18 years who is absent from the home of a parent or guardian or other lawful placement without the consent of the parent, guardian, or lawful custodian.

Subd. 2. **Homeless youth report.**

(a) The commissioner shall prepare a biennial report, beginning February 1, 2025, which provides meaningful information to the chairs and ranking minority members of the legislative committees with jurisdiction over homeless youth, that includes but is not limited to: (1) a list of the areas of the state with the greatest need for services and housing for homeless youth, and the level and nature of the needs identified; (2) details about grants made, including shelter-linked youth mental health grants under section [256K.46](#); (3) the distribution of funds throughout the state based on population need; (4) follow-up information, if available, on the status of homeless youth and whether they have stable housing two years after services are provided; and (5) any other outcomes for populations served to determine the effectiveness of the programs and use of funding.

(b) This subdivision expires December 31, 2034.

Subd. 3. **Street and community outreach and drop-in program.** Youth drop-in centers must provide walk-in access to crisis intervention and ongoing supportive services including one-to-one case management services on a self-referral basis. Street and community outreach programs must locate, contact, and provide information, referrals, and services to homeless youth, youth at risk of homelessness, and runaways. Information, referrals, and services provided may include, but are not limited to:

(1) family reunification services;

(2) conflict resolution or mediation counseling;

(3) assistance in obtaining temporary emergency shelter;

(4) assistance in obtaining food, clothing, medical care, or mental health counseling;

(5) counseling regarding violence, sexual exploitation, substance abuse, sexually transmitted diseases, and pregnancy;

(6) referrals to other agencies that provide support services to homeless youth, youth at risk of homelessness, and runaways;

(7) assistance with education, employment, and independent living skills;

(8) aftercare services;

(9) specialized services for highly vulnerable runaways and homeless youth, including but not limited to youth at risk of discrimination based on sexual orientation or gender identity, young parents, emotionally disturbed and mentally ill youth, and sexually exploited youth; and

(10) homelessness prevention.

Subd. 4. Emergency shelter program.

(a) Emergency shelter programs must provide homeless youth and runaways with referral and walk-in access to emergency, short-term residential care. The program shall provide homeless youth and runaways with safe, dignified shelter, including private shower facilities, beds, and at least one meal each day; and shall assist a runaway and homeless youth with reunification with the family or legal guardian when required or appropriate.

(b) The services provided at emergency shelters may include, but are not limited to:

(1) family reunification services;

(2) individual, family, and group counseling;

(3) assistance obtaining clothing;

(4) access to medical and dental care and mental health counseling;

(5) education and employment services;

(6) recreational activities;

(7) advocacy and referral services;

(8) independent living skills training;

(9) aftercare and follow-up services;

(10) transportation; and

(11) homelessness prevention.

Subd. 5. Supportive housing and transitional living programs. Transitional living programs must help homeless youth and youth at risk of homelessness to find and maintain safe, dignified housing. The program may also provide rental assistance and related supportive services, or refer youth to other organizations or agencies that provide such services. Services provided may include, but are not limited to:

- (1) educational assessment and referrals to educational programs;
- (2) career planning, employment, work skill training, and independent living skills training;
- (3) job placement;
- (4) budgeting and money management;
- (5) assistance in securing housing appropriate to needs and income;
- (6) counseling regarding violence, sexual exploitation, substance abuse, sexually transmitted diseases, and pregnancy;
- (7) referral for medical services or substance use disorder treatment;
- (8) parenting skills;
- (9) self-sufficiency support services or life skill training;
- (10) aftercare and follow-up services; and
- (11) homelessness prevention.

Subd. 6. **Funding.** Funds appropriated for this section may be expended on programs described under subdivisions 3 to 5 and 7, technical assistance, and capacity building to meet the greatest need on a statewide basis. The commissioner will provide outreach, technical assistance, and program development support to increase capacity to new and existing service providers to better meet needs statewide, particularly in areas where services for homeless youth have not been established, especially in greater Minnesota.

Subd. 7. Provider repair or improvement grants.

- (a) Providers that serve homeless youth may apply for a grant of up to \$500,000 under this subdivision to make minor or mechanical repairs or improvements to a facility providing services to homeless youth or youth at risk of homelessness.
- (b) Grant applications under this subdivision must include a description of the repairs or improvements and the estimated cost of the repairs or improvements.

Subd. 8. **Awarding of grants.** For grants awarded pursuant to a two-year grant contract, the commissioner shall permit grant recipients to carry over any unexpended amount from the first contract year to the second contract year.

Appendix C: Shelter-Linked Mental Health Grant Statute

256K.46 SHELTER-LINKED YOUTH MENTAL HEALTH GRANT PROGRAM.

Subdivision 1. **Establishment and authority.**

- (a) The commissioner shall award grants to provide mental health services to homeless or sexually exploited youth. To be eligible, housing providers must partner with community-based mental health practitioners to provide a continuum of mental health services, including short-term crisis response, support for youth in longer-term housing settings, and ongoing relationships to support youth in other housing arrangements in the community for homeless or sexually exploited youth.
- (b) The commissioner shall consult with the commissioner of management and budget to identify evidence-based mental health services for youth and give priority in awarding grants to proposals that include evidence-based mental health services for youth.
- (c) The commissioner may make two-year grants under this section.
- (d) Money appropriated for this section must be expended on activities described under subdivision 4, technical assistance, and capacity building to meet the greatest need on a statewide basis. The commissioner shall provide outreach, technical assistance, and program development support to increase capacity of new and existing service providers to better meet needs statewide, particularly in areas where shelter-linked youth mental health services have not been established, especially in greater Minnesota.

Subd. 2. **Definitions.**

- (a) The definitions in this subdivision apply to this section.
- (b) "Commissioner" means the commissioner of human services, unless otherwise indicated.
- (c) "Housing provider" means a shelter, housing program, or other entity providing services under the Homeless Youth Act in section [256K.45](#) and the Safe Harbor for Sexually Exploited Youth Act in section [145.4716](#).
- (d) "Mental health practitioner" has the meaning given in section [245.462, subdivision 17](#).
- (e) "Youth" has the meanings given for "homeless youth," "youth at risk for homelessness," and "runaway" in section [256K.45, subdivision 1a](#), "sexually exploited youth" in section [260C.007, subdivision 31](#), and "youth eligible for services" in section [145.4716, subdivision 3](#).

Subd. 3. **Eligibility.** An eligible applicant for shelter-linked youth mental health grants under subdivision 1 is a housing provider that:

- (1) demonstrates that the provider received targeted trauma training focused on sexual exploitation and adolescent experiences of homelessness; and
- (2) partners with a community-based mental health practitioner who has demonstrated experience or access to training regarding adolescent development and trauma-informed responses.

Subd. 4. **Allowable grant activities.**

(a) Grant recipients may conduct the following activities with community-based mental health practitioners:

- (1) develop programming to prepare youth to receive mental health services;
- (2) provide on-site mental health services, including group skills and therapy sessions. Grant recipients are encouraged to use evidence-based mental health services;
- (3) provide mental health case management, as defined in section [256B.0625, subdivision 20](#); and
- (4) consult, train, and educate housing provider staff regarding mental health. Grant recipients are encouraged to provide staff with access to a mental health crisis line 24 hours a day, seven days a week.

(b) Only after promoting and assisting participants with obtaining health insurance coverage for which the participant is eligible, and only after mental health practitioners bill covered services to medical assistance or health plan companies, grant recipients may use grant funds to fill gaps in insurance coverage for mental health services.

(c) Grant funds may be used for purchasing equipment, connection charges, on-site coordination, set-up fees, and site fees to deliver shelter-linked youth mental health services defined in this subdivision via telehealth consistent with section [256B.0625, subdivision 3b](#).

Subd. 5. **Reporting.** Grant recipients shall report annually on the use of shelter-linked youth mental health grants to the commissioner by December 31, beginning in 2020. Each report shall include the name and location of the grant recipient, the amount of each grant, the youth mental health services provided, and the number of youth receiving services. The commissioner shall determine the form required for the reports and may specify additional reporting requirements. The commissioner shall include the shelter-linked youth mental health services program in the biennial report required under section [256K.45, subdivision 2](#).