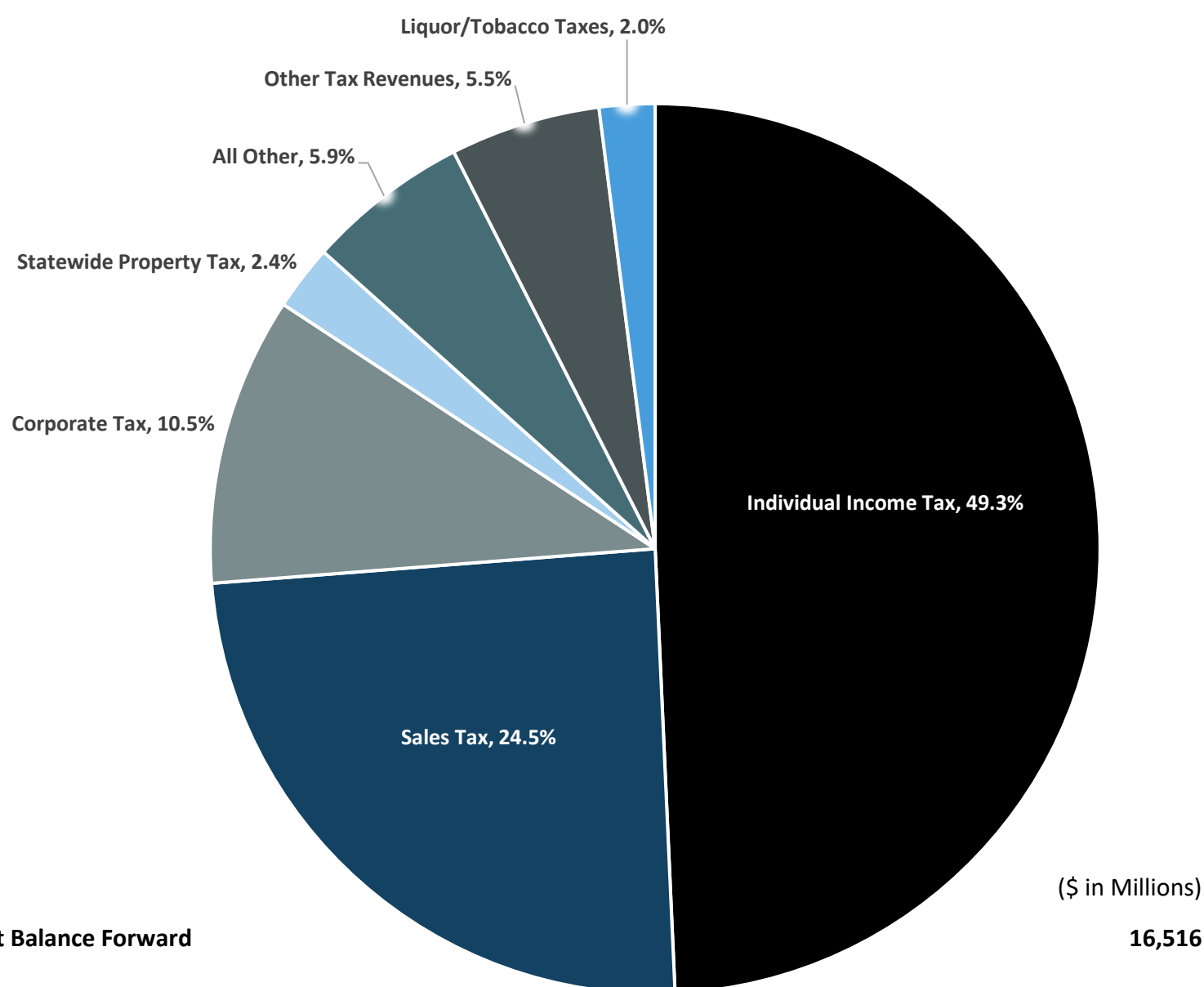


2024-25 Biennium

# Where the General Fund Dollars Come From?

2025 Governor's Revised Recommendations

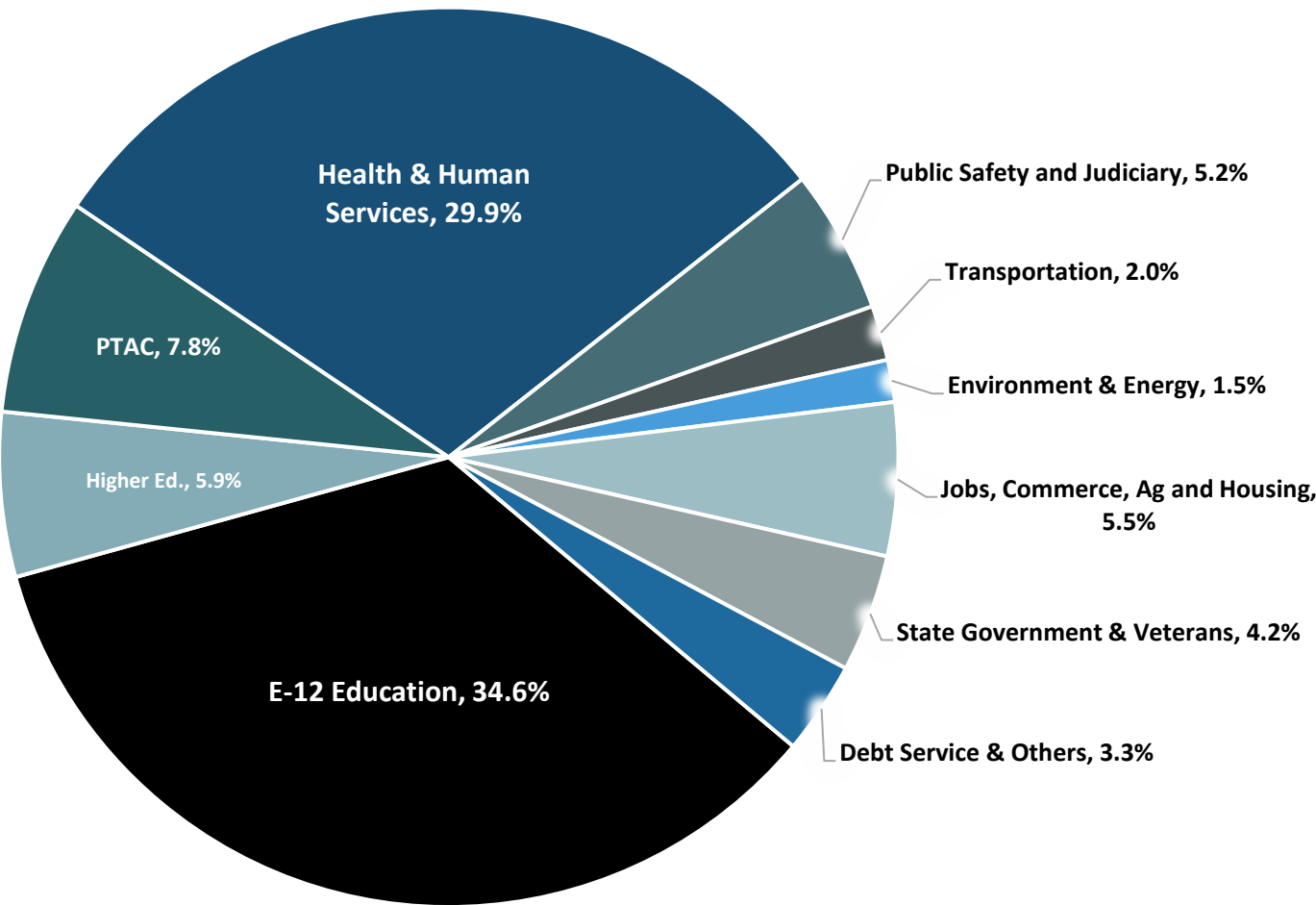


<b>Forecast Balance Forward</b>	<b>16,516</b>
Non-Dedicated Revenues:	
Individual Income Tax	30,426
Sales Tax	15,108
Corporate Tax	6,476
Statewide Property Tax	1,462
Liquor, Wine, Beer Taxes	223
Cigarette & Tobacco Taxes	1,023
Other Tax Revenues	3,370
All Other Revenues	3,288
<b>Subtotal Non-Dedicated Revenues</b>	<b>61,375</b>
Transfers From Other Funds	142
Prior Year Adjustments	211
<b>Subtotal Other Resources</b>	<b>357</b>
<b>SUBTOTAL CURRENT RESOURCES</b>	<b>61,733</b>
<b>TOTAL AVAILABLE RESOURCES, FY 2024-25</b>	<b>78,249</b>
Less: Estimated Expenditures	70,966
Cash Flow Account	350
Budget Reserve	3,177
<b>Projected General Fund Balance</b>	<b>3,755</b>

2024-25 Biennium

# Where the General Fund Dollars Go?

2025 Governor's Revised Recommendations



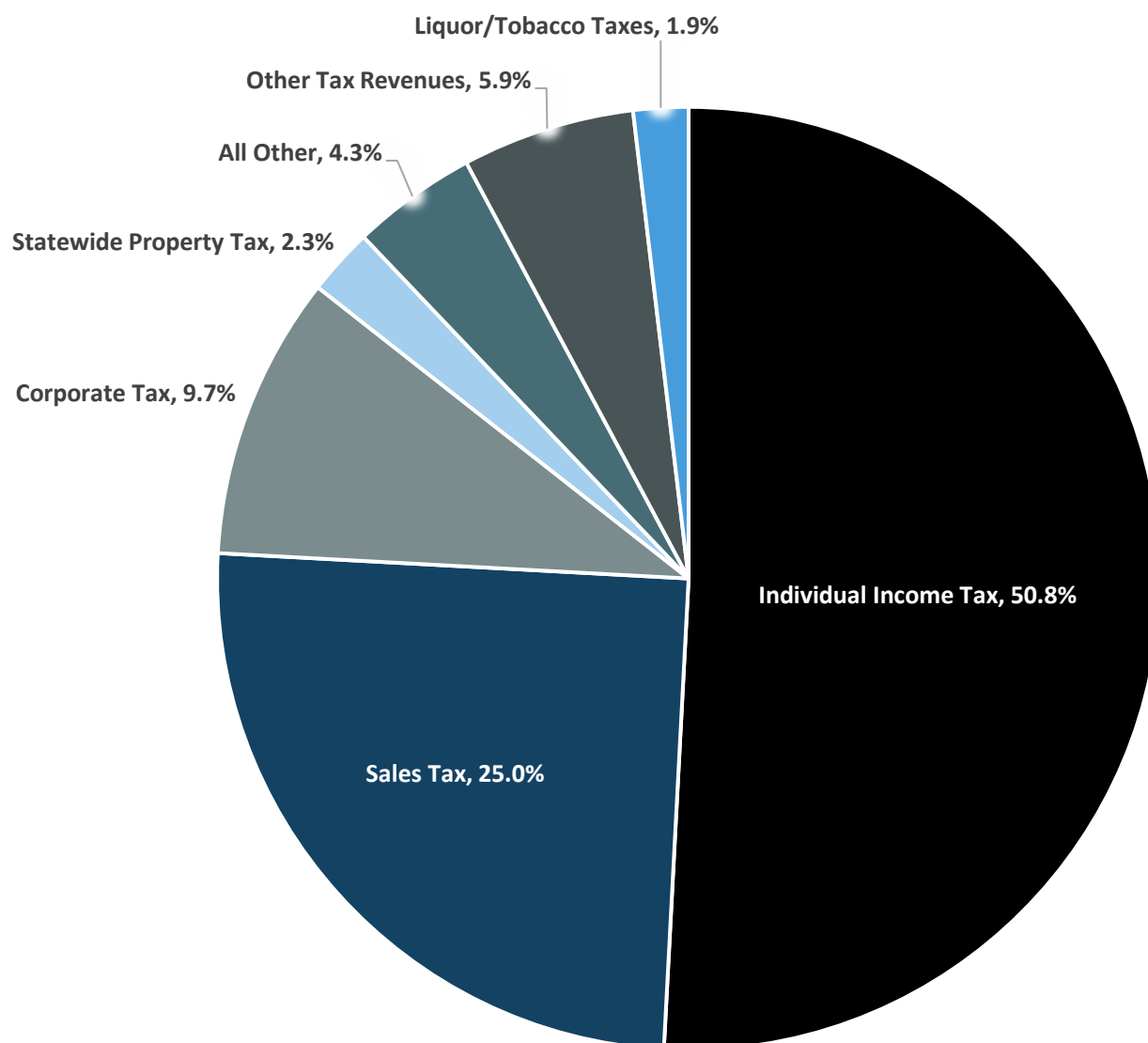
(\$ in Millions)

TOTAL AVAILABLE RESOURCES, FY 2024-25	78,249
Omnibus Bills:	
E-12 Education	24,549
Higher Education	4,200
Property Tax Aids & Credits	5,556
Health & Human Services	21,249
Public Safety & Judiciary	3,664
Transportation	1,398
Environment & Energy	1,073
Jobs, Commerce, Ag and Housing	3,908
State Government & Veterans	3,006
Debt Service	1,066
Capital Projects & Other	1,298
Subtotal-Omnibus Bills	70,966
TOTAL ESTIMATED EXPENDITURES, FY 2024-25	70,966
Cash Flow Account	350
Budget Reserve	3,177
Projected General Fund Balance	3,755

2026-27 Biennium

# Where the General Fund Dollars Come From?

2025 Governor's Revised Recommendations



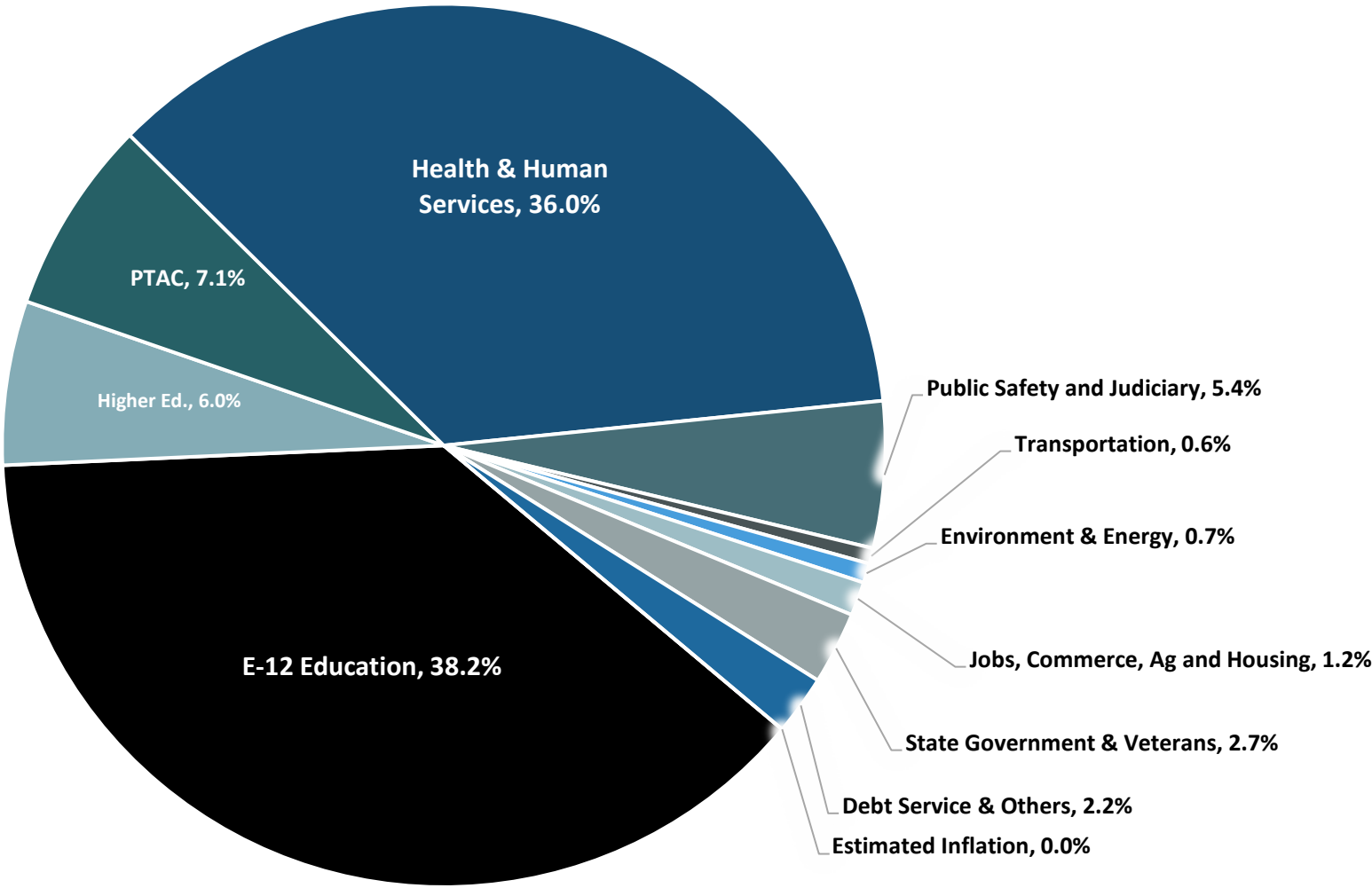
(\$ in Millions)

<b>Forecast Balance Forward</b>	<b>7,283</b>
Non-Dedicated Revenues:	
Individual Income Tax	33,000
Sales Tax	16,241
Corporate Tax	6,319
Statewide Property Tax	1,492
Liquor, Wine, Beer Taxes	231
Cigarette & Tobacco Taxes	993
Other Tax Revenues	3,848
All Other Revenues	2,392
<b>Subtotal Non-Dedicated Revenues</b>	<b>64,517</b>
Transfers From Other Funds	324
Prior Year Adjustments	68
<b>Subtotal Other Resources</b>	<b>396</b>
<b>SUBTOTAL CURRENT RESOURCES</b>	<b>64,913</b>
<b>TOTAL AVAILABLE RESOURCES, FY 2026-27</b>	<b>72,196</b>
Less: Estimated Expenditures	66,333
Cash Flow Account	350
Budget Reserve	3,177
<b>Projected General Fund Balance</b>	<b>2,336</b>

2026-27 Biennium

# Where the General Fund Dollars Go?

2025 Governor's Revised Recommendations



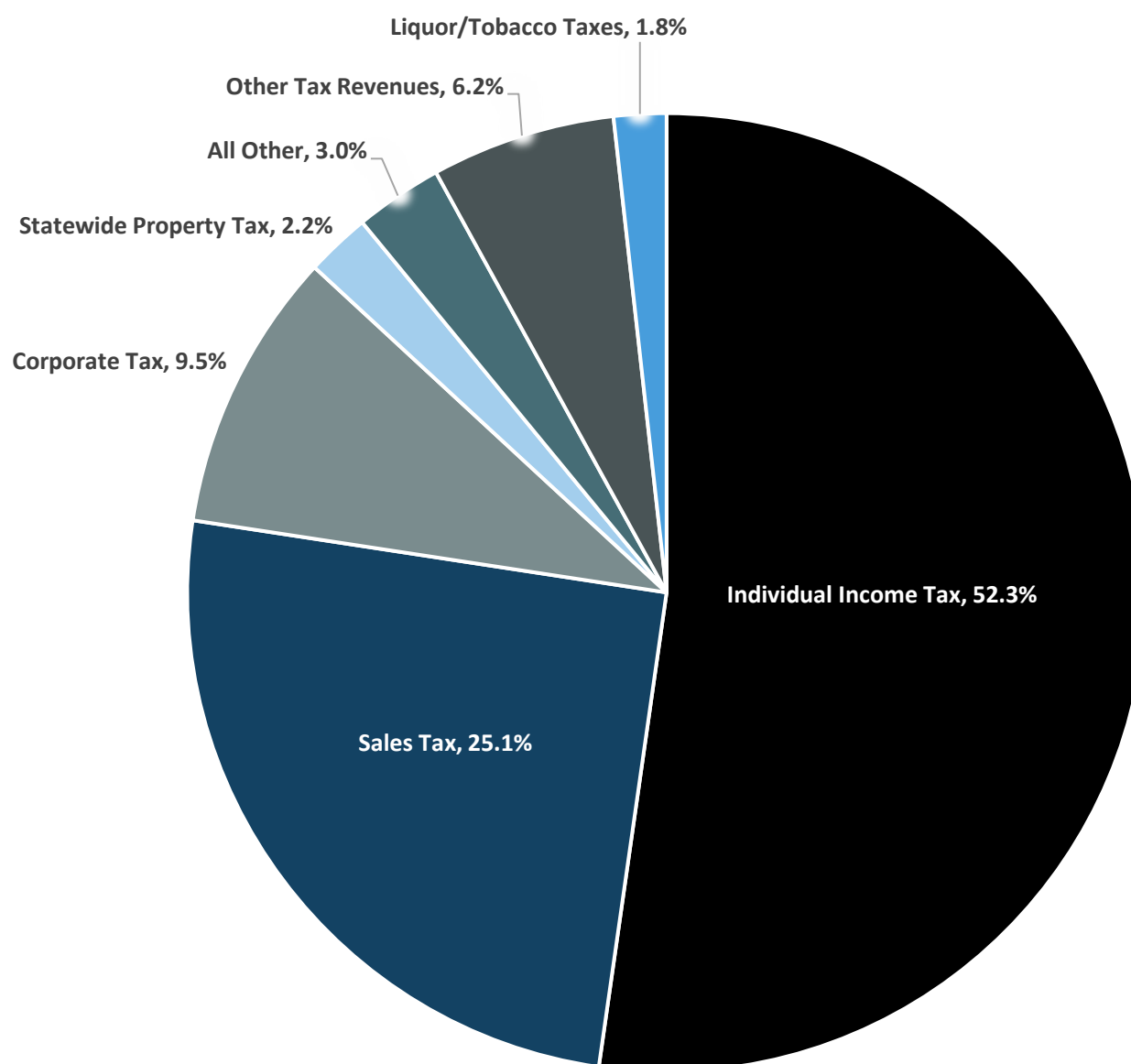
(\$ in Millions)

TOTAL AVAILABLE RESOURCES, FY 2026-27		72,196
Omnibus Bills:		
E-12 Education		25,322
Higher Education		3,984
Property Tax Aids & Credits		4,720
Health & Human Services		23,862
Public Safety & Judiciary		3,558
Transportation		379
Environment & Energy		472
Jobs, Commerce, Ag and Housing		821
State Government & Veterans		1,766
Debt Service		1,223
Capital Projects & Other		226
Subtotal-Omnibus Bills		66,333
Estimated Inflation		0
TOTAL ESTIMATED EXPENDITURES, FY 2026-27		66,333
Cash Flow Account		350
Budget Reserve		3,177
Projected General Fund Balance		2,336

2028-29 Biennium

# Where the General Fund Dollars Come From?

2025 Governor's Revised Recommendations



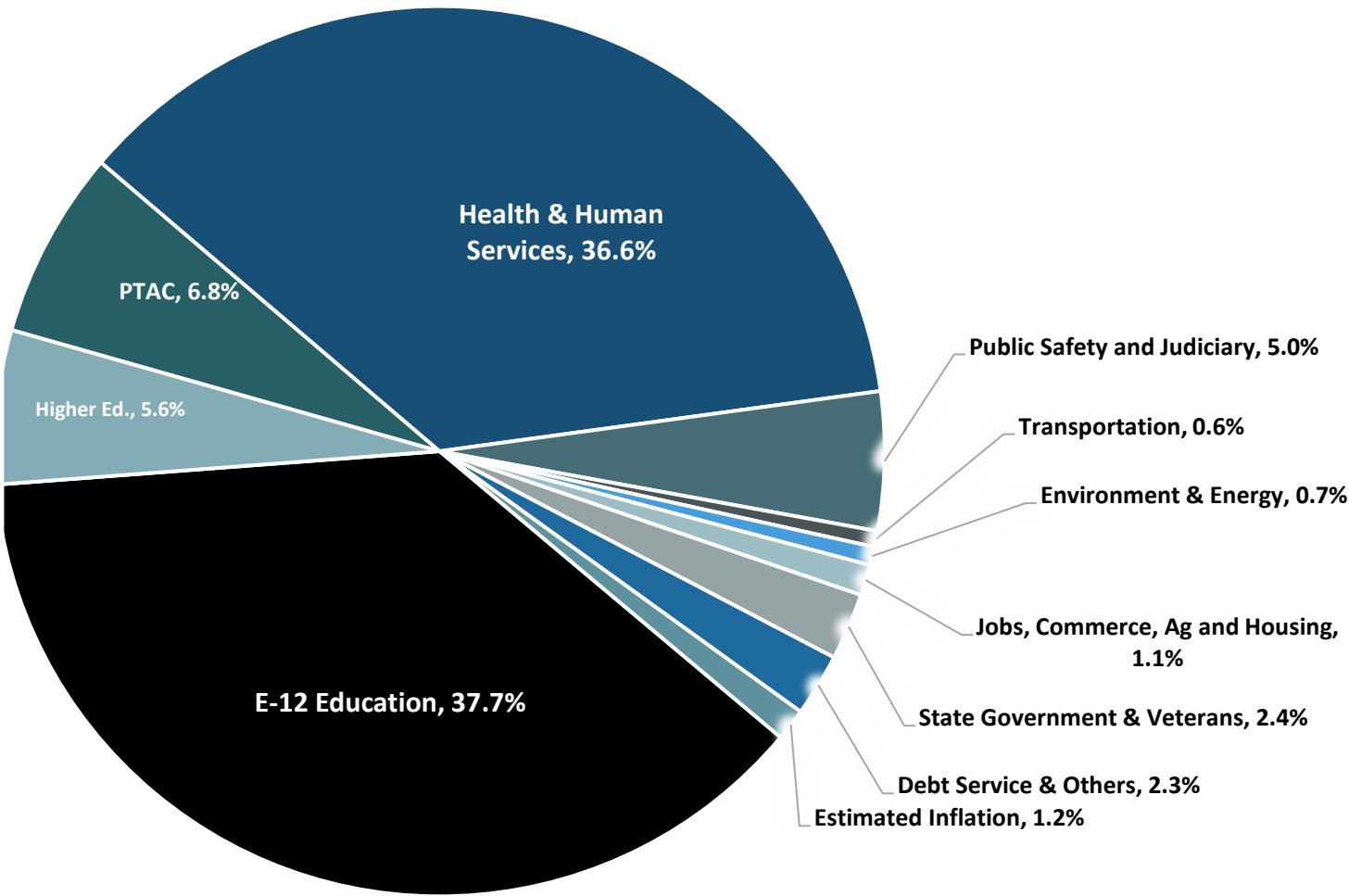
(\$ in Millions)

<b>Forecast Balance Forward</b>	<b>5,863</b>
Non-Dedicated Revenues:	
Individual Income Tax	35,749
Sales Tax	17,203
Corporate Tax	6,472
Statewide Property Tax	1,490
Liquor, Wine, Beer Taxes	242
Cigarette & Tobacco Taxes	969
Other Tax Revenues	4,254
All Other Revenues	1,921
<b>Subtotal Non-Dedicated Revenues</b>	<b>68,301</b>
Transfers From Other Funds	35
Prior Year Adjustments	68
<b>Subtotal Other Resources</b>	<b>105</b>
<b>SUBTOTAL CURRENT RESOURCES</b>	<b>68,407</b>
<b>TOTAL AVAILABLE RESOURCES, FY 2028-29</b>	<b>74,270</b>
Less: Estimated Expenditures	71,228
Cash Flow Account	350
Budget Reserve	3,177
<b>Projected General Fund Balance</b>	<b>-486</b>

2028-29 Biennium

# Where the General Fund Dollars Go?

2025 Governor's Revised Recommendations



(\$ in Millions)

TOTAL AVAILABLE RESOURCES, FY 2028-29	74,270
Omnibus Bills:	
E-12 Education	26,847
Higher Education	3,984
Property Tax Aids & Credits	4,873
Health & Human Services	26,070
Public Safety & Judiciary	3,587
Transportation	412
Environment & Energy	474
Jobs, Commerce, Ag and Housing	795
State Government & Veterans	1,734
Debt Service	1,398
Capital Projects & Other	226
Subtotal-Omnibus Bills	70,400
Estimated Inflation	828
TOTAL ESTIMATED EXPENDITURES, FY 2028-29	71,228
Cash Flow Account	350
Budget Reserve	3,177
Projected General Fund Balance	-486