

METRO TRANSIT FACTS

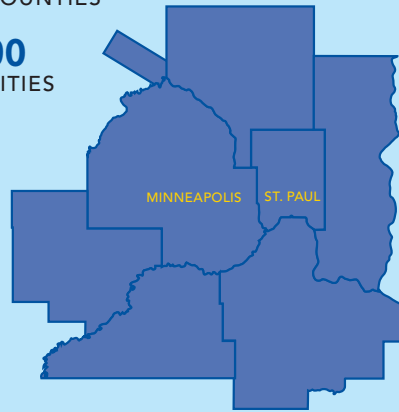
THROUGH DEC. 31, 2021



AREA SERVED

7+ COUNTIES

90 CITIES



900 SQ. MILES

OUR PEOPLE

We at Metro Transit deliver environmentally sustainable transportation choices that link people, jobs and community conveniently, consistently and safely.

2,885 TOTAL EMPLOYEES

METRO TRANSIT POLICE
100 FULL-TIME OFFICERS
54 PART-TIME OFFICERS
12 COMMAND STAFF
13 COMMUNITY SERVICE OFFICERS

107 LIGHT RAIL OPERATORS
673 MECHANICS, CLEANERS & OTHER BUS/RAIL POSITIONS

750 CLERICAL/ADMIN. STAFF
1,176 BUS OPERATORS

32.9 million RIDES

99,217 AVERAGE WEEKDAY RIDERSHIP

BUS 61,825

GREEN LINE 17,881


BLUE LINE 12,431

BRT 6,881


NORTHSTAR 199

125 ROUTES

38 URBAN LOCAL



71* EXPRESS



9 SUBURBAN LOCAL



4 BUS RAPID TRANSIT



2 LIGHT RAIL



1 COMMUTER RAIL



⚠️ = Temporarily suspended as of 12/31/21 due to the COVID-19 pandemic
 * Includes Maple Grove Transit routes operated by Metro Transit

21.5 million IN-SERVICE MILES

OUR CUSTOMERS

52% AGES 18-34*

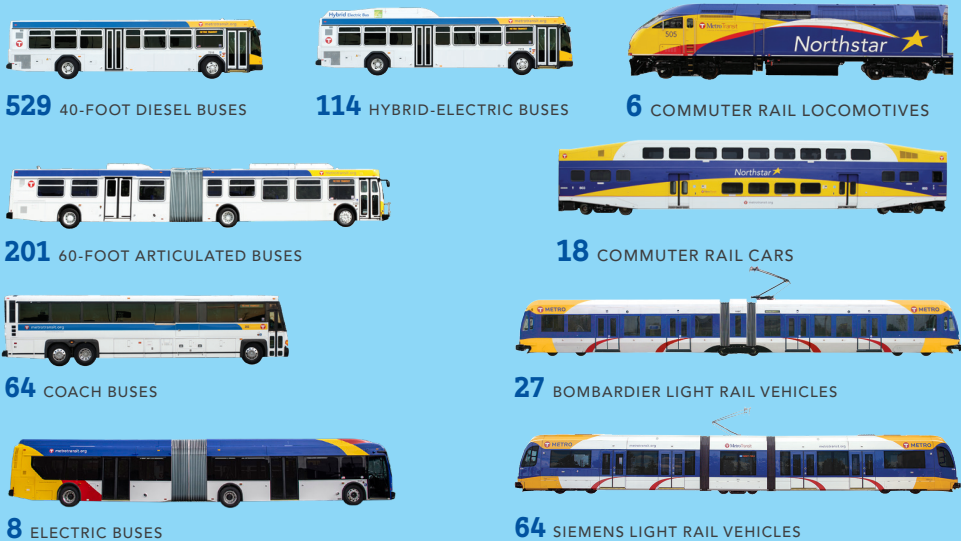
64% MAKE LESS THAN \$35K ANNUAL HOUSEHOLD INCOME*

83% TRIPS ARE FOR SOMETHING OTHER THAN A PEAK COMMUTE*

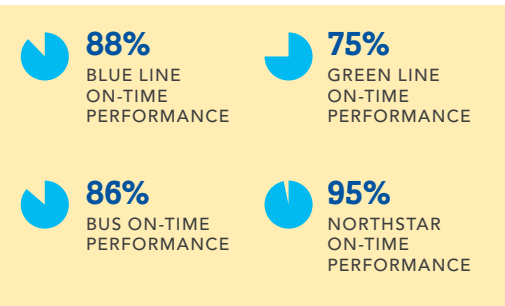
55% BLACK, INDIGENOUS, PEOPLE OF COLOR*

* SOURCE: 2016 TRAVEL BEHAVIOR INVENTORY

Our fleet



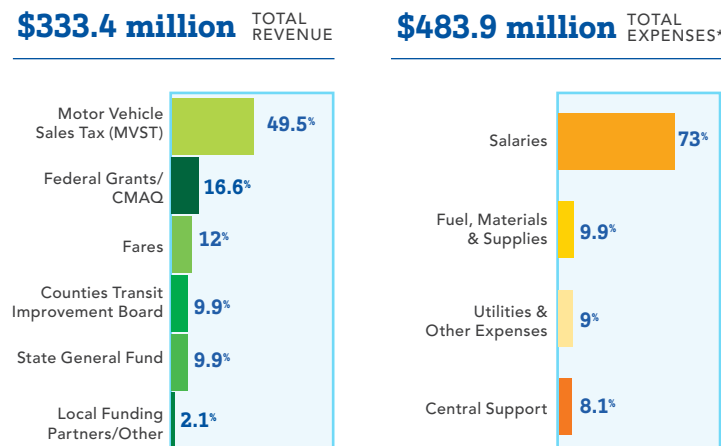
ENGAGING WITH CUSTOMERS



Avg. miles between service call



OPERATING REVENUE & EXPENSES



Facilities	
TRANSIT CENTERS	24
BUS STOPS	11,972
BUS SHELTERS	840
BUS RAPID TRANSIT STATIONS	49
PARK & RIDES - BUS	58
PARK & RIDES SPACES - BUS	14,689
PARK & RIDE SPACES - BLUE LINE	2,569
PARK & RIDE SPACES - NORTHSTAR	3,033

*Includes a planned use of reserves/federal relief funds