

2023 Transit Report: A Guide to Greater Minnesota's Public Transit Systems



2023 Transit Report: A Guide to Greater Minnesota's Public Transit Systems

February 2023

Prepared by the Minnesota Department of Transportation
in compliance with [Minnesota Statutes 174.247](#)

Minnesota Department of Transportation
Office of Transit and Active Transportation
395 John Ireland Boulevard, MS 430
St. Paul, MN 55155-1800
651-366-4191

This report is available online at the [Office of Transit and Active Transportation webpage](#).

To request this document in an alternative format, please call 651-366-4718 or 1-800-657-3774 or email ADArequest.dot@state.mn.us.

February 15, 2024

The Honorable Frank Hornstein, Chair
House Transportation Finance & Policy Committee
563 State Office Building
Saint Paul, Minnesota 55155

The Honorable Scott Dibble, Chair
Senate Transportation Committee
3107 Minnesota Senate Building
Saint Paul, Minnesota 55155

The Honorable Erin Koegel, Chair
House Sustainable Infrastructure Policy Committee
445 State Office Building
Saint Paul, Minnesota 55155

The Honorable John Petersburg, Republican Lead
House Transportation Finance & Policy Committee
217 State Office Building
Saint Paul, Minnesota 55155

The Honorable John Jasinski, Ranking Minority Member
Senate Transportation Finance & Policy Committee
2227 Minnesota Senate Building
Saint Paul, Minnesota 55155

The Honorable Mary Franson, Republican Lead
House Sustainable Infrastructure Policy Committee
303 State Office Building
Saint Paul, Minnesota 55155

RE: 2023 Transit Report

Dear Legislators:

I am pleased to present the Minnesota Department of Transportation's Annual Transit Report. This report includes information on transit service in Minnesota as required by [Minn. Stat. 174.247](#). In addition, it provides a comprehensive overview of the state's public transit services by highlighting accomplishments; listing ridership, financial and performance information; and providing a snapshot of every public transit provider in the state.

Transit is a key component of Minnesota's multimodal transportation system, contributing to the health of people, the environment and the economy. In Greater Minnesota, 35 public transit systems in 79 counties offer scheduled transportation service to the public. These transit services are funded through a financial partnership that includes local, state and federal participation.

MnDOT strives to make access to quality public transit systems available to citizens statewide. To ensure Minnesota is at the forefront of future transit strategies and financing, MnDOT will work proactively toward its mission to provide the highest quality, dependable multimodal transportation system.

Please contact me if you have any questions about this report, or you may contact Sarah Ghandour in MnDOT's Office of Transit and Active Transportation at sarah.ghandour@state.mn.us.

Sincerely,



Nancy Daubenberger, P.E.
Commissioner

Legislative Request

This report is issued to comply with [Minnesota Statutes 174.247](#). The cost of preparing this report is approximately \$12,000. The following table details where specific items requested in legislation are found in the report.

LEGISLATIVE SPECIFICATIONS	REPORT SECTION	PAGE
By February 15 annually, the commissioner shall submit a report to the legislature on transit services outside the metropolitan area. The Metropolitan Council and any public transit system receiving assistance under section 174.24 shall provide assistance in creating the report, as requested by the commissioner. The report must include, at a minimum, the following:		
(1) a descriptive overview of public transit in Minnesota;	State of the Industry	6
(2) a descriptive summary of funding sources and assistance programs;	State of the Industry	7
(3) a summary of each public transit system receiving assistance under section 174.24;	Transit Fact Sheets	19
(4) financial data that identifies for each public transit system and for each transit system classification under section 174.24, subdivision 3b:		
(i) the operating and capital costs;	Financial Statistics	66
(ii) each of the funding sources used to provide financial assistance; and	Financial Statistics	68
(iii) for federal funds, the amount from each specific federal program under which funding is provided;	State of the Industry Financial Statistics	9, 68
(5) a summary of the differences in program implementation requirements and aid recipient eligibility between federal aid and state sources of funds;	State of the Industry	7
(6) in each odd-numbered year, an analysis of public transit system needs and operating expenditures on an annual basis, which must include a methodology for identifying monetary needs, and calculations of:		
(i) the total monetary needs for all public transit systems, for the year of the report and the ensuing five years;	State of the Industry	14
(ii) the total expenditures from local sources for each transit system classification;	Financial Statistics	68
(iii) the comprehensive transit assistance percentage for each transit system classification, which equals the expenditures identified under clause (7), item (ii), for a transit system classification, divided by the amounts identified under subitem (A), plus the sum of state sources of funds plus federal funds provided to all transit systems in that classification; (due to funding complexity, no percentages have been calculated) and	Financial Statistics	
(iv) the amount of surplus or insufficient funds available for paying capital and operating costs to fully implement the greater Minnesota transit investment plan under section 174.24, subdivision 1a.	State of the Industry	16

Table of Contents

Legislative Request	3
State of the Industry	6
Transit System Fact Pages	15
ARROWHEAD TRANSIT	16
BECKER COUNTY TRANSIT	17
BRAINERD & CROW WING PUBLIC TRANSIT	18
BROWN COUNTY HEARTLAND EXPRESS	19
CENTRAL COMMUNITY TRANSIT	20
COMMUNITY TRANSIT (UNITED COMMUNITY ACTION PARTNERSHIP)	21
DULUTH TRANSIT AUTHORITY: FIXED ROUTE	22
DULUTH TRANSIT AUTHORITY: STRIDE (SPECIAL TRANSIT RIDE)	23
EAST GRAND FORKS TRANSIT: FIXED ROUTE	24
EAST GRAND FORKS TRANSIT: DIAL-A-RIDE	25
FOSSTON TRANSIT	26
HIBBING AREA TRANSIT	27
HUBBARD COUNTY HEARTLAND EXPRESS	28
JEFFERSON LINES	29
LA CRESCENT APPLE EXPRESS	30
LAND TO AIR EXPRESS (BLUE EARTH BLUE SKY)	31
MANKATO: FIXED ROUTE	32
MANKATO: DIAL-A-RIDE	33
MINNESOTA RIVER VALLEY TRANSIT	34
MOORHEAD METRO AREA TRANSIT: FIXED ROUTE	35
MOORHEAD METRO AREA TRANSIT: DIAL-A-RIDE	36
MORRIS TRANSIT	37
PAUL BUNYAN TRANSIT	38
PRAIRIE FIVE RIDES	39
PRAIRIE LAKES TRANSIT (FARIBAULT-MARTIN COUNTY)	40
PRAIRIELAND TRANSIT (SOUTHWESTERN MINNESOTA OPPORTUNITY COUNCIL)	41
RAINBOW RIDER TRANSIT	42
ROCHESTER PUBLIC TRANSIT: FIXED ROUTE	43
ROCHESTER PUBLIC TRANSIT: DIAL-A-RIDE	44

ROLLING HILLS TRANSIT (SEMCAC TRANSPORTATION)	45
SAINT CLOUD METRO BUS: FIXED ROUTE.....	46
SAINT CLOUD METRO BUS: DIAL-A-RIDE	47
SAINT CLOUD NORTHSTAR LINK	48
SMART TRANSIT (CEDAR VALLEY SERVICES)	49
THREE RIVERS HIAWATHALAND TRANSIT	50
TIMBER TRAILS PUBLIC TRANSIT (KANABEC COUNTY)	51
TRAILBLAZER TRANSIT.....	52
TRANSIT ALTERNATIVES (PRODUCTIVE ALTERNATIVES)	53
TRANSIT CONNECTION (TRI-COUNTY ACTION PROGRAM)	54
TRI-VALLEY HEARTLAND EXPRESS	55
TRUE TRANSIT (VINE FAITH IN ACTION).....	56
WADENA COUNTY FRIENDLY RIDER TRANSIT	57
WATONWAN TAKE ME THERE	58
WINONA TRANSIT SERVICE	59
Financial Statistics	61
Glossary	76

State of the Industry



Purpose of the Transit Report

The Transit Report is published annually to give residents and elected officials an overview of public transit services in Greater Minnesota. The report includes fact sheets that describe each of these state-supported public transit systems, aggregated information about calendar year (2022) expenditures, and calendar year (2023) operating budgets. 2023 expenditures are not included because the report is developed in fall 2023. This report meets the requirements in [Minn. Stat.174.247](#) that MnDOT annually compiles and publishes financial information for federal and state-supported transit systems. The chart on page 3 itemizes specific statutory guidelines for the report and indicates which sections meet the requirements.

About Greater Minnesota Transit

In 2022, Greater Minnesota had 35 public transit systems offering scheduled transit service in 79 counties. Public transit systems provide transportation options that allow residents to participate in the state's communities and economy. In accordance with Minn. Stat.174.247, this report highlights information for the public transit and intercity bus systems in Greater Minnesota. Transit services offered in the seven-county Twin Cities metropolitan area are not included.

Minnesota has specific statutory goals directly related to transit under [Minn. Stat.174.01](#) and [174.21](#). Minnesota Statutes, Section 174.01 has the following goals:

- Provide transit services to all counties in the state to meet the needs of transit users
- Promote and increase the use of high-occupancy vehicles and low-emission vehicles

The statutory purpose of MnDOT's Public Transit Participation Program is laid out in Minn. Stat.174.21:

- (1) Provide access to transit for persons who have no alternative mode of transportation available
- (2) Increase the efficiency and productivity of public transit systems
- (3) Alleviate problems of automobile congestion and energy consumption, and provide desirable land use where such activities are cost-effective
- (4) Maintain a state commitment to public transportation

- (5) Meet the needs of individual transit systems to the extent they are consistent with the other objectives stated above

Transit services are funded with a combination of local, state and federal funding. In the seven-county Twin Cities metropolitan area, the Metropolitan Council plans, coordinates, administers and reports state and federal funding for public transit services. MnDOT's Office of Transit and Active Transportation administers state and federal financial assistance to public transit systems in Greater Minnesota.

Other Transit Opportunities

MnDOT provides federal section 5311 funding allocation in addition to the direct FTA funding for transit services offered by tribal nations in Minnesota. In recent years, MnDOT's support of tribal nations included sections 5311 and 5310 funds. All tribes are eligible for Rural Transit Assistance Program funding for transportation education and training. The federal funding allocation to tribal nations provides much needed transit services. The Enhanced Mobility for Seniors and Individuals with Disabilities program (Section 5310), a federal program administered by MnDOT, improves mobility by removing barriers to transportation service and expanding transportation mobility options to seniors and individuals with disabilities. This program, while not specifically considered public transit, supports the services planned, designed and carried out to meet the special transportation needs of these individuals. Eligible projects include traditional capital investment and nontraditional investment beyond the Americans with Disabilities Act complementary paratransit services

Federal and State Funding for Transit

This section outlines how federal and state funding is distributed among Greater Minnesota's public transit systems. Minn. Stat.174.247 requires "a summary of the differences in program implementation requirements and aid recipient eligibility between federal aid and state sources of funds."

Federal Funding Programs for Public Transit

Urbanized areas, defined by the U.S. Census Bureau as places with populations greater than 50,000 are eligible to receive Federal Transit Administration (Section 5307 Urbanized Area Formula Program) grant funds. The Section 5307 program allows areas with populations greater than 50,000, but less than 200,000, to spend funds on transit planning, capital and operations. Each of Minnesota's eight eligible metropolitan areas receives these funds.

These areas are Fargo-Moorhead, Grand Forks-East Grand Forks, La Crosse-La Crescent, Rochester, Duluth-Superior, St. Cloud, Mankato, and the seven-county Twin Cities metropolitan area. Mankato's population surpassed 50,000 at the 2010 census and the city began receiving these funds in federal fiscal year 2013. These metropolitan areas receive Section 5307 grant funds directly from the Federal Transit Administration. As direct recipients of federal funds, metropolitan areas are individually responsible to the FTA for compliance with federal laws and regulations. Rural and small urban areas (i.e. smaller cities), defined by the U.S. Census Bureau as places with populations less than 50,000, are eligible for Section 5311 Rural Area Formula Program grant funds. These funds can be used for transit capital and operating assistance. Program funds are typically awarded to states, or registered tribes, and states administer funds to local governments, non-profit organizations or operators of public transportation or intercity bus service. Additionally, there is a relatively new federal law that created a capital formula program for buses and bus facilities (Section 5339 Bus and Bus Facilities Program).

Federal Programs Support Local Transit Operating and Capital Projects

Federal programs constitute the majority of transit formula funding in Minnesota. These funds are used to provide operating and capital support through grants to large urban, small urban and rural areas. In total, MnDOT provided \$1.36 million in Section 5311 and \$20.6 million in ARPA/CRSSA Act funding toward public transportation assistance in Greater Minnesota (Table 1). Federal Section 5307 and tribal funds are directly appropriated and managed by the large urban systems and the tribal nations. Table 1 depicts the amounts of Section 5311 and CARES Act funding provided for Greater Minnesota Transit assistance for fiscal year 2022.

**Table 1: FY 2022 Section 5311 & CARES
Federal Funding for Greater Minnesota Transit**

PROGRAM	DESCRIPTION	2022 TOTAL
5311	Non-urbanized Area Formula Program:	
	Operating funding	\$ 1,350,299
	Intercity bus transportation	3,136,613
	Rural Transit Assistance Program	428,377
ARPA/CRSSA	COVID-19 Emergency Relief Funding	\$20,693,339
Grand total		\$25,608,628

State Programs Support Public Transit

The amount of service that Minnesota transit systems can provide is closely tied to the amount of funding provided by the state. The Minnesota State Legislature decides on the funding levels for the state's public transit system every two years. A portion of the State General Fund is typically approved and dedicated for transit in Greater Minnesota.

Additionally, a percentage of funding from the Motor Vehicle Sales Tax is constitutionally dedicated to public transit. Sixty percent of the MVST tax stays in the Highway User Tax Distribution fund. Of the remaining 40 percent, the seven-county Twin Cities metropolitan area receives 36 percent for transit and Greater Minnesota transit receives 4 percent. Greater Minnesota also receives a portion of Motor Vehicle Lease Sales Tax revenues from leased vehicles, which are split among the state general fund and county state-aid highways.

MnDOT disburses funds for Greater Minnesota transit through the Public Transit Participation Program. Greater Minnesota public transit providers apply annually for operating, capital and planning activities. Eligibility is determined by Minn. Stat.174.24, and subd. 2 states, "Any legislatively established public transit commission or authority, any county or statutory or home rule charter city providing financial assistance to or operating public transit, any private operator of public transit, or any combination thereof is eligible to receive financial assistance through the public transit participation program."

State law requires local participation in funding public transit services in Greater Minnesota. The percentage of total contracted operating costs paid by any recipient from local sources may not exceed the following percent for that recipient's classification:

- Elderly and disabled system - 15 percent
- Rural (population less than 2,500) - 15 percent
- Small urban (population 2,500 - 50,000) - 20 percent
- Urbanized (population more than 50,000) - 20 percent

Other state, local, and federal funding for public transit covers the remaining percent of operating costs awarded through the Public Transit Participation Program.

State Public Transit Assistance

The following table lists Greater Minnesota state transit funding for 2021-2022.

Table 2: State Transit Funding for 2021-2022

SOURCE	2021	2022	TOTAL
Public transit assistance (general fund)	\$17,249,000	\$17,249,000	\$34,498,000
Greater MN transit account (MVLST daily receipts and one-time MVST leased revenues)	\$69,177,993	\$65,397,000	\$134,574,993
Greater Minnesota total	\$86,426,993	\$82,646,000	\$169,072,993

2022 Major Accomplishments

BETTER Minnesota Communities Application

Four transit systems in southern Minnesota were awarded electric vehicles through the federal 2022 Low or No Emission Grant Program. Prairie Lakes Transit (Faribault-Martin County Transit Board), Hermann Express (Brown County Human Services in partnership with the City of New Ulm), Minnesota River Valley Transit (City of Le Sueur and City of St. Peter) and SMART (Cedar Valley Services, Inc.) were awarded a total of six buses to begin electrifying their fleets.

In addition to electric buses, the grant funds charging stations, facility renovations to house the new buses and charging stations, and workforce development training in proper maintenance practices for electric vehicles. Facility renovations were initiated in fall 2023, bus deliveries and local workforce development will take place in 2025, and the project will be complete in December 2026.

The application process advanced local expertise in fleet electrification. For example, applicants learned that bus orders must be timed to coincide with delivery of charging stations to ensure manufacturers' warranties on each run concurrently. The project aligns well with the strategies outlined in Region Nine RDC's Comprehensive Economic Development Strategy. These include pursuing community and economic development that is resilient against the effects of climate change, aligning industry with global sustainability standards, and developing and maintaining a transportation system that fosters growth and enhances economic development.

FTA Innovation and Research Grants

MnDOT continued the work of implementing two FTA research grants it was awarded in 2020 to drive transit innovation in Greater Minnesota. The first grant of \$785,000 (\$628,000 federal and \$157,000 state) from the FTA Accelerating Innovative Mobility (AIM) program is funding the Southern Minnesota Mobility-as-a-Service Project, an effort to develop and deploy a multimodal trip planning, booking, and trip tracking system built on an open architecture. MnDOT is working with seven Greater Minnesota public transit agencies in Southern Minnesota, two small urban (5307) and five rural systems (5311), as well as other shared mobility services like intercity bus and rail, carshare, taxis and ride hail, and micromobility.

For the second award, FTA's COVID-19 Research and Demonstration Project program is providing a \$900,000 grant (\$450,000 federal and \$450,000 state and local) to test mobile app and fare card based contactless payment and trip planning technologies in rural communities under the Western Minnesota Contactless Payment Project. This will involve eight Greater Minnesota rural public transit systems (5311) in Western Minnesota.

With similar technology and project timelines, MnDOT moved forward in 2021 with a single procurement of Mobility-as-a-Service technologies for both the Southern and Western Minnesota Projects. The University of Minnesota will provide data collection and analysis on each project to determine impacts on travel behavior as well as on public transit system finances and operations. Both projects are expected to launch in early 2023 and run through spring 2024.

Volunteer Drivers

MCOTA in partnership with MPTA and MN Volunteer Driver Coalition crafted and endorsed legislation for the 2021 session to adjust the state's charity tax credit for Minnesota Volunteer Drivers from \$.14 per mile to the current IRS Business Rate. The first legislation eliminated the state tax burden of any reimbursement for mileage expenses incurred. The second legislation changed language to have a consistent definition of what a Volunteer Driver is and is not. Volunteer Drivers are not for hire, as they volunteer their time, the reimbursement that they receive above the \$.14 per mile up to the IRS Business rate is only cost reimbursement of operating volunteer's own vehicle. Both were passed in the 2021 Special Session and are in place for CY 2022 tax year and Insurance carriers cannot decline coverage or charge a higher rate because Volunteer Drivers do not earn "income" on cost reimbursement at or lower than current IRS Business mileage rate.

Since this state legislation in 2021, MCOTA in partnership with MPTA and MN Volunteer Driver Coalition have been seeking federal legislation to address the federal tax burden to Volunteer drivers. Federal legislation was authored for 2022 and 2023 and is currently under HR 3032 for the current session of congress.

Conclusion

Public transportation is important to people in Greater Minnesota to access economic and social opportunities in their communities. Transportation equity objectives, an aging demographic, and climate change create even greater demands on public transit. MnDOT strives to make access to quality public transit systems available to citizens statewide. To assure that Minnesota is at the forefront of future transit strategies and financing, MnDOT proactively works toward its mission to provide the highest quality, dependable multimodal transportation system.

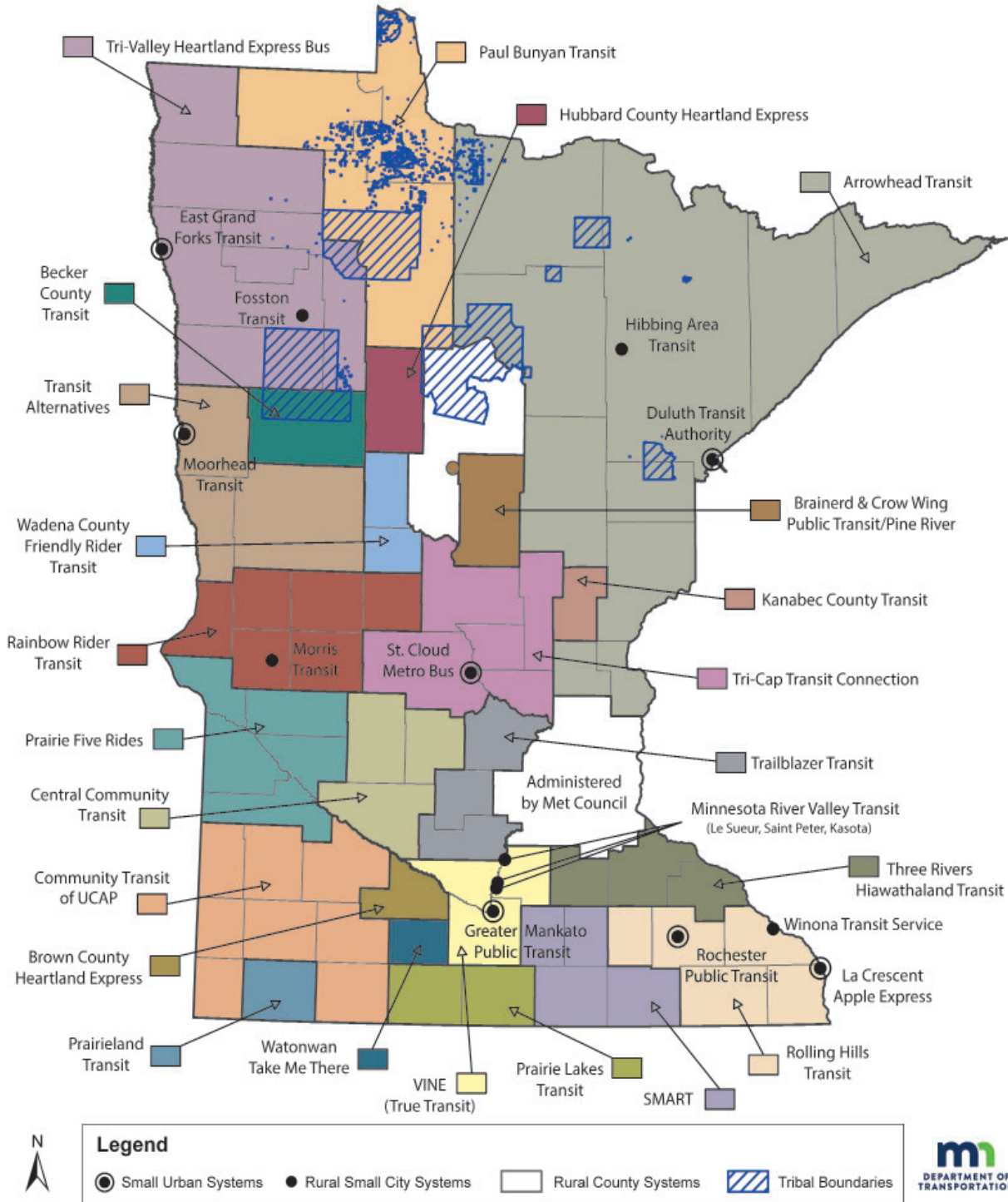
This page intentionally left blank.

Transit System Fact Pages



Greater Minnesota Public Transit Map

Systems Administered by the Minnesota Department of Transportation
Current as of December 2022



Arrowhead Transit



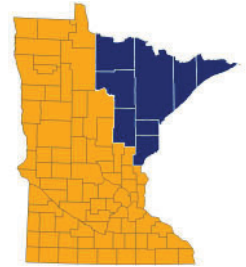
INFORMATION	ARROWHEAD TRANSIT
Transit Director	Brandon Nurmi
Street	702 3rd Avenue South
City/State/Zip	Virginia, MN 55792
Telephone	800-862-0175
Website	www.arrowheadtransit.com

System Highlights

- The final contracts for the new Class 400 electric bus and the supporting infrastructure were completed in 2022 and have been ordered.
- Grand Itasca Medical Staff presented Arrowhead Transit with the Grand Care Award.
- Service delivery numbers continue to show positive trending with an additional 10.1% increase in ridership in 2022.

System Characteristics

INFORMATION	ARROWHEAD TRANSIT
Vehicle Fleet	52 Class 400 Buses, 69 Class 500 Buses
Service Type	Dial-a-Ride, Route Deviation
Base Fare	\$2.00
Area Served	Aitkin, Carlton, Chisago, Cook, Isanti, Itasca, Koochiching, Lake, Pine and St. Louis counties
State/Fed District	03A, 03B, 05B, 07A, 10B, 11A, 11B, 1, 31A, 32, 32A, 32B, 39, 39A/8



Span of Service

DAY OF WEEK	HOURS OF OPERATION
Weekday	6:00a.m. to 8:00p.m.
Saturday	7:00a.m. to 5:00p.m.
Sunday	7:00a.m. to 2:00p.m.

Financial Statistics

FINANCIAL DATA	TOTAL	FEDERAL	FEDERAL ARP/CRRSAA	STATE GF	STATE GMTA (MVST)	LOCAL
2022 Operating Expenditures	\$11,049,714	\$0	\$3,012,331	\$2,062,815	\$5,249,825	\$724,743
2022 Capital Expenditures	\$3,153,000	\$2,268,400	\$0	\$435,800	\$0	\$448,800
2023 Operating Budget	\$13,275,700	\$6,500,350	\$0	\$0	\$6,111,565	\$663,785

Becker County Transit



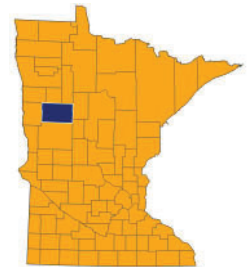
INFORMATION	BECKER COUNTY TRANSIT
Transit Director	Kevin Johnson
Street	1771 Tower Road
City/State/Zip	Detroit Lakes, MN 56501
Telephone	218-847-1674
Website	www.co.becker.mn.us/dept/transit

System Highlights

- Increased ridership 18 percent.
- Finalized plans to move to new location in 2024.

System Characteristics

INFORMATION	BECKER COUNTY TRANSIT
Vehicle Fleet	6 Class 400 Buses, 1 Class 300 Bus
Service Type	Dial-a-Ride
Base Fare	\$1.50
Area Served	Detroit Lakes, Frazee, Audubon, Hawley
State/Fed District	4B/7



Span of Service

DAY OF WEEK	HOURS OF OPERATION
Weekday	7:00a.m. to 6:00p.m.
Saturday	10:00a.m. to 2:00p.m.
Sunday	No service

Financial Statistics

FINANCIAL DATA	TOTAL	FEDERAL	FEDERAL ARP/CRRSAA	STATE GF	STATE GMTA (MVST)	LOCAL
2022 Operating Expenditures	\$539,831	\$0	\$158,813	\$101,140	\$236,520	\$43,358
2022 Capital Expenditures	\$131,000	\$104,800	\$0	\$13,100	\$0	\$13,100
2023 Operating Budget	\$668,800	\$317,350	\$0	\$79,503	\$238,508	\$33,440

Brainerd & Crow Wing Public Transit

INFORMATION	BRAINERD & CROW WING PUBLIC TRANSIT
Transit Director	Crystal Gauthier
Street	501 Laurel Street
City/State/Zip	Brainerd, MN 56401
Telephone	218-825-7433 (RIDE) or 866-925-7433
Website	www.ci.brainerd.mn.us/transit

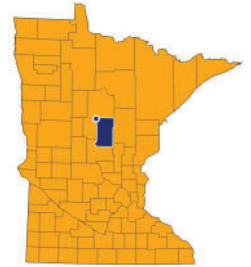


System Highlights

- All buses in the fleet received new tablets and docking stations to increase driver safety and reliability.
- Transit Dispatch phone systems were upgraded to include call queuing to minimize customer wait times and prevent missed calls.
- The system received its fourth gasoline-powered bus in the fleet and was a much-welcomed addition in the community.

System Characteristics

INFORMATION	BRAINERD & CROW WING PUBLIC TRANSIT
Vehicle Fleet	9 Class 400 Buses, 1 Class 500 Bus
Service Type	Dial-a-Ride
Base Fare	Brainerd: \$2.25, Baxter: \$2.25, Pine River: \$1.00-2.00, County: \$4.00
Area Served	Brainerd, Baxter and Pine River, and portions of Crow Wing County
State/Fed District	6, 6B/8



Span of Service

DAY OF WEEK	HOURS OF OPERATION
Weekday	6:00a.m. to 6:00p.m.
Saturday	No service
Sunday	No service

Financial Statistics

FINANCIAL DATA	TOTAL	FEDERAL	FEDERAL ARP/CRRSAA	STATE GF	STATE GMTA (MVST)	LOCAL
2022 Operating Expenditures	\$1,560,563	\$0	\$431,297	\$214,026	\$642,077	\$273,163
2022 Capital Expenditures	\$131,000	\$104,800	\$0	\$13,100	\$0	\$13,100
2023 Operating Budget	\$1,416,100	\$634,950	\$0	\$177,586	\$532,759	\$70,805

Brown County Heartland Express

INFORMATION	BROWN COUNTY HEARTLAND EXPRESS
Transit Director	Patrick LaCourse
Street	1900 North Franklin Avenue
City/State/Zip	New Ulm, MN 56073
Telephone	507-359-2717 or 800-707-2717
Website	www.co.brown.mn.us/heartland-express-transit

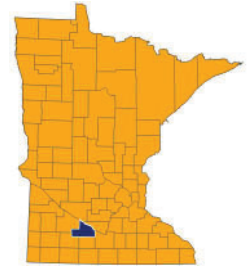


System Highlights

- Started a deviated fixed route service in October 2022 in partnership with the city of New Ulm and the Hermann Express.
- We hired a lead driver to oversee the Hermann Express as well as to assist with on-call duties.
- We had an employee celebrate her 30th year as a Brown County Heartland Express employee.

System Characteristics

INFORMATION	BROWN COUNTY HEARTLAND EXPRESS
Vehicle Fleet	8 Class 400 Buses, 1 van support vehicle
Service Type	Dial-a-Ride
Base Fare	Heartland in town \$1.50, out of the city limits \$3.00. Hermann \$1.00 cash for each pick up.
Area Served	Brown County
State/Fed District	15, 15B/1, 7



Span of Service

DAY OF WEEK	HOURS OF OPERATION
Weekday	6:15a.m. to 5:45p.m. (Heartland) 7:00a.m. to 12:00p.m. and 1:00p.m. to 6:00p.m. (Hermann)
Saturday	10:00a.m. to 2:00p.m. (Hermann)
Sunday	8:00a.m. to 12:00p.m. (Heartland)

Financial Statistics

FINANCIAL DATA	TOTAL	FEDERAL	FEDERAL ARP/CRRSAA	STATE GF	STATE GMTA (MVST)	LOCAL
2022 Operating Expenditures	\$909,871	\$0	\$278,680	\$174,222	\$420,530	\$36,439
2022 Capital Expenditures	\$131,000	\$0	\$0	\$117,900	\$0	\$13,100
2023 Operating Budget	\$1,152,000	\$549,500	\$0	\$136,225	\$408,675	\$57,600

Central Community Transit



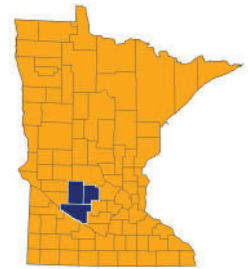
INFORMATION	CENTRAL COMMUNITY TRANSIT
Transit Director	Amy Nieland
Street	1320 22nd Street SW, P.O. Box 186
City/State/Zip	Willmar, MN 56201
Telephone	320-214-7433
Website	www.cctbus.org

System Highlights

- CCT was able to provide 9,073 food support deliveries to our serviced communities in 2022.
- Overall ridership has increased; almost reaching pre-COVID 2019 ridership numbers.
- Central Community Transit received one of the backordered 2020/2021 buses in 2022.

System Characteristics

INFORMATION	CENTRAL COMMUNITY TRANSIT
Vehicle Fleet	29 Class 400 Buses, 3 Class 500 Buses
Service Type	Dial-a-Ride, Route Deviation
Base Fare	\$2 city limits, \$3 0-13 miles, \$4 14-22 miles, \$5 23-35 miles
Area Served	Meeker, Kandiyohi and Renville counties
State/Fed District	13A, 16B, 17A, 17B, 18A, 18B/7



Span of Service

DAY OF WEEK	HOURS OF OPERATION
Weekday	7:00a.m. to 5:00p.m. (Renville), 5:30a.m. to 6:30p.m. (Kandiyohi), 6:00a.m. to 7:00p.m. (Meeker)
Saturday	8:00a.m. to 1:00p.m. (Litchfield)
Sunday	7:30a.m. to 12:30p.m. (Litchfield)

Financial Statistics

FINANCIAL DATA	TOTAL	FEDERAL	FEDERAL ARP/CRRSAA	STATE GF	STATE GMTA (MVST)	LOCAL
2022 Operating Expenditures	\$3,198,616	\$0	\$768,501	\$700,415	\$1,126,020	\$603,681
2022 Capital Expenditures	\$0	\$0	\$0	\$0	\$0	\$0
2023 Operating Budget	\$4,467,100	\$2,158,550	\$0	\$521,299	\$1,563,896	\$223,355

Community Transit (United Community Action Partnership)

INFORMATION	COMMUNITY TRANSIT
Transit Director	Nick Leske
Street	1400 South Saratoga Street
City/State/Zip	Marshall, MN 56258
Telephone	507-537-1416
Website	www.communitytransitswmn.org

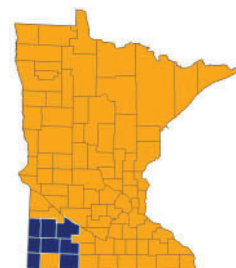


System Highlights

- On-time performance was greater than 96 percent.
- Continue to develop rider companion and travel trainer program.
- Improved public communication within our eight-county service area through increased social media efforts.

System Characteristics

INFORMATION	COMMUNITY TRANSIT
Vehicle Fleet	2 Class 300 Buses, 40 Class 400 Buses
Service Type	Dial-a-Ride, Route Deviation
Base Fare	\$1.00 Routes \$2.00 Dial-a-Ride, \$2.50 same day. Rural Service varies by mileage.
Area Served	Cottonwood, Jackson, Lincoln, Lyon, Murray, Pipestone, Redwood and Rock counties
State/Fed District	16, 16A, 16B, 17A, 17B, 18A, 18B, 22, 22A, 22B, 23, 23A/1,7



Span of Service

DAY OF WEEK	HOURS OF OPERATION
Weekday	Service hours vary by community, see website
Saturday	Service hours vary by community, see website
Sunday	Service hours vary by community, see website

Financial Statistics

FINANCIAL DATA	TOTAL	FEDERAL	FEDERAL ARP/CRRSAA	STATE GF	STATE GMTA (MVST)	LOCAL
2022 Operating Expenditures	\$3,918,340	\$0	\$1,125,805	\$654,635	\$1,684,207	\$453,693
2022 Capital Expenditures	\$600,000	\$314,400	\$0	\$204,900	\$0	\$80,700
2023 Operating Budget	\$4,329,900	\$2,009,950	\$0	\$525,864	\$1,577,591	\$216,495

Duluth Transit Authority: Fixed Route

INFORMATION	DULUTH TRANSIT AUTHORITY: FIXED ROUTE
Transit Director	Rod Fournier
Street	2402 West Michigan Street
City/State/Zip	Duluth, MN 55806
Telephone	218-623-4336
Website	www.duluthtransit.com



System Highlights

- Remodeled operations center.
- Ridership levels returned to 85 percent of pre-pandemic levels.
- Developed unique recruitment and retention strategies.

System Characteristics

INFORMATION	DULUTH TRANSIT AUTHORITY: FIXED ROUTE
Vehicle Fleet	77 Class 700 Buses
Service Type	Fixed Route
Base Fare	\$0.75 - \$1.50
Area Served	Duluth, Hermantown, Proctor, (Wisconsin-Superior)
State/Fed District	6B, 7A, 7B/8



Span of Service

DAY OF WEEK	HOURS OF OPERATION
Weekday	4:01a.m. to 12:35a.m.
Saturday	6:07a.m. to 12:35a.m.
Sunday	6:59a.m. to 11:08p.m.

Financial Statistics

FINANCIAL DATA	TOTAL	FEDERAL	FEDERAL ARP/CRRSAA	STATE GF	STATE GMTA (MVST)	LOCAL
2022 Operating Expenditures	\$18,478,207	\$0	\$1,129,907	\$3,321,243	\$9,963,730	\$4,063,327
2022 Capital Expenditures	\$6,462,200	\$5,145,275	\$0	\$670,705	\$0	\$646,220
2023 Operating Budget	\$19,820,400	\$1,738,000	\$0	\$3,529,580	\$10,588,740	\$3,964,080

Duluth Transit Authority: STRIDE (Special Transit RIDE)



INFORMATION	DULUTH TRANSIT AUTHORITY: STRIDE
Transit Director	Rod Fournier
Street	2402 West Michigan Street
City/State/Zip	Duluth, MN 55806
Telephone	218-623-4336
Website	www.duluthtransit.com

System Highlights

- Returned to 100 percent ridership levels from pandemic.
- Expanded dispatch staffing.

System Characteristics

INFORMATION	DULUTH TRANSIT AUTHORITY: STRIDE
Vehicle Fleet	6 Class 400 Buses, 3 Class 300 Buses, 3 Class 200 Buses
Service Type	Dial-a-Ride
Base Fare	Peak fare: \$3.00, Off-peak: \$1.50
Area Served	Duluth, Hermantown, Proctor (Wisconsin - Superior)
State/Fed District	6B, 7A, 7B/8



Span of Service

DAY OF WEEK	HOURS OF OPERATION
Weekday	4:01a.m. to 12:35a.m.
Saturday	6:07a.m. to 12:35a.m.
Sunday	6:59a.m. to 11:08p.m.

Financial Statistics

FINANCIAL DATA	TOTAL	FEDERAL	FEDERAL ARP/CRRSAA	STATE GF	STATE GMTA (MVST)	LOCAL
2022 Operating Expenditures	\$859,369	\$0	\$0	\$0	\$714,628	\$144,740
2022 Capital Expenditures	\$3,342,000	\$2,673,600	\$0	\$334,200	\$0	\$334,200
2023 Operating Budget	\$1,107,700	\$0	\$0	\$235,386	\$706,159	\$166,155

East Grand Forks Transit: Fixed Route

INFORMATION	EAST GRAND FORKS TRANSIT: FIXED ROUTE
Transit Director	Nancy Ellis
Street	600 Demers Avenue
City/State/Zip	East Grand Forks, MN 56721
Telephone	218-773-0124
Website	www.grandforksgov.com/bus



System Highlights

- Phase 2 of the transit facility improvements – a larger bus storage area and new wash bay - has been awarded federal dollars and began in 2023.
- Total system ridership for Cities Area Transit has increased 29 percent from 2021.
- Our Transit Development Plan Update was approved in 2022. East Grand Forks is looking to implement a micro transit service within the city limits to replace Route 12.

System Characteristics

INFORMATION	EAST GRAND FORKS TRANSIT: FIXED ROUTE
Vehicle Fleet	1 Class 400 Bus, 1 Class 700 Bus
Service Type	Fixed Route
Base Fare	\$1.50
Area Served	East Grand Forks
State/Fed District	1B/7



Span of Service

DAY OF WEEK	HOURS OF OPERATION
Weekday	6:00a.m. to 10:00p.m.
Saturday	8:00a.m. to 10:00p.m.
Sunday	No service

Financial Statistics

FINANCIAL DATA	TOTAL	FEDERAL	FEDERAL ARP/CRRSAA	STATE GF	STATE GMTA (MVST)	LOCAL
2022 Operating Expenditures	\$486,156	\$0	\$82,394	\$0	\$306,648	\$97,113
2022 Capital Expenditures	\$188,000	\$159,800	\$0	\$9,400	\$0	\$18,800
2023 Operating Budget	\$607,400	\$132,000	\$0	\$71,655	\$282,265	\$121,480

East Grand Forks Transit: Dial-a-Ride



INFORMATION	EAST GRAND FORKS TRANSIT: DIAL-A-RIDE
Transit Director	Nancy Ellis
Street	600 Demers Avenue
City/State/Zip	East Grand Forks, MN 56721
Telephone	218-773-0124
Website	www.grandforksgov.com/bus

System Highlights

- Modest ridership increases to our dial-a-ride service, as more seniors are riding our regular route service.
- On-time performance is at 98.6 percent for dial-a-ride service, better than in 2021.

System Characteristics

INFORMATION	EAST GRAND FORKS TRANSIT: DIAL-A-RIDE
Vehicle Fleet	1 Class 400 Bus, 9 Class 300 Vans
Service Type	Dial-a-Ride
Base Fare	\$3.00
Area Served	East Grand Forks
State/Fed District	1B/7



Span of Service

DAY OF WEEK	HOURS OF OPERATION
Weekday	6:00a.m. to 10:00p.m.
Saturday	8:00a.m. to 10:00p.m.
Sunday	No service

Financial Statistics

FINANCIAL DATA	TOTAL	FEDERAL	FEDERAL ARP/CRRSAA	STATE GF	STATE GMTA (MVST)	LOCAL
2022 Operating Expenditures	\$127,643	\$0	\$0	\$0	\$99,450	\$28,193
2022 Capital Expenditures	\$0	\$0	\$0	\$0	\$0	\$0
2023 Operating Budget	\$128,700	\$0	\$0	\$27,349	\$82,046	\$19,305

Fosston Transit



INFORMATION	FOSSTON TRANSIT
Transit Director	Dyana Dunnigan
Street	220 East First Street
City/State/Zip	Fosston, MN 56542
Telephone	218-435-1959
Website	www.fosston.com

System Highlights

- On Aug. 26, 2022, the City Bus provided 74 free rides for the 2022 FCLAA Writer's Retreat.
- The Fosston Star Committee sponsored rides for the annual Lefse Fest for extended hours during the event that was held Nov. 18, 2022.
- Ridership increased 33 percent with 3,386 more riders in 2022 than 2021.

System Characteristics

INFORMATION	FOSSTON TRANSIT
Vehicle Fleet	2 Class 400 Buses
Service Type	Dial-a-Ride
Base Fare	\$1.00
Area Served	Fosston
State/Fed District	1B/7



Span of Service

DAY OF WEEK	HOURS OF OPERATION
Weekday	8:00a.m. to 4:30p.m.
Saturday	9:00a.m. to 1:00p.m.
Sunday	No service

Financial Statistics

FINANCIAL DATA	TOTAL	FEDERAL	FEDERAL ARP/CRRSAA	STATE GF	STATE GMTA (MVST)	LOCAL
2022 Operating Expenditures	\$156,824	\$0	\$44,671	\$21,982	\$65,947	\$24,224
2022 Capital Expenditures	\$0	\$0	\$0	\$0	\$0	\$0
2023 Operating Budget	\$145,800	\$68,500	\$0	\$17,503	\$52,508	\$7,290

Hibbing Area Transit



INFORMATION	HIBBING AREA TRANSIT
Transit Director	Erin Husmann
Street	401 East 21st Street
City/State/Zip	Hibbing, MN 55746
Telephone	218-262-3486
Website	www.hibbingmn.gov/168/Hibbing-Area-Transit

System Highlights

- Ridership increased by 2,033 rides (6 percent).
- Maintained service levels throughout pandemic.

System Characteristics

INFORMATION	HIBBING AREA TRANSIT
Vehicle Fleet	4 Class 500 buses
Service Type	Dial-a-Ride, Route Deviation
Base Fare	\$2.00
Area Served	Hibbing
State/Fed District	7A/8



Span of Service

DAY OF WEEK	HOURS OF OPERATION
Weekday	6:00a.m. to 8:00p.m., Mon-Thu.; 6:00a.m. to 6:30p.m. Fri.
Saturday	9:00a.m. to 4:30p.m.
Sunday	9:00a.m. to 4:30p.m.

Financial Statistics

FINANCIAL DATA	TOTAL	FEDERAL	FEDERAL ARP/CRRSAA	STATE GF	STATE GMTA (MVST)	LOCAL
2022 Operating Expenditures	\$460,038	\$0	\$135,925	\$84,791	\$207,644	\$31,678
2022 Capital Expenditures	\$0	\$0	\$0	\$0	\$0	\$0
2023 Operating Budget	\$548,000	\$246,500	\$0	\$68,525	\$205,575	\$27,400

Hubbard County Heartland Express



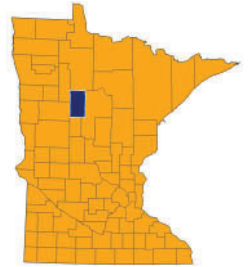
INFORMATION	HUBBARD COUNTY HEARTLAND EXPRESS
Transit Director	Brian Ophus
Street	301 Court Avenue
City/State/Zip	Park Rapids, MN 56470
Telephone	218-732-9328
Website	www.hubbardcountyheartlandexpress.com

System Highlights

- Increased ridership 38 percent.
- Growth in staffing and support.
- Recognized by the community for excellence in service.

System Characteristics

INFORMATION	HUBBARD COUNTY HEARTLAND EXPRESS
Vehicle Fleet	6 Class 400 Buses
Service Type	Dial-a-Ride
Base Fare	\$1.50
Area Served	Hubbard County
State/Fed District	2/8



Span of Service

DAY OF WEEK	HOURS OF OPERATION
Weekday	7:15a.m. to 6:45p.m.
Saturday	8:00a.m. to 4:00p.m.
Sunday	No service

Financial Statistics

FINANCIAL DATA	TOTAL	FEDERAL	FEDERAL ARP/CRRSAA	STATE GF	STATE GMTA (MVST)	LOCAL
2022 Operating Expenditures	\$577,466	\$0	\$171,455	\$85,186	\$255,559	\$65,266
2022 Capital Expenditures	\$0	\$0	\$0	\$0	\$0	\$0
2023 Operating Budget	\$563,400	\$263,950	\$0	\$67,820	\$203,460	\$28,170

Jefferson Lines

INFORMATION	JEFFERSON LINES
Transit Director	Cem Onbasi
Street	2100 East 26th Street
City/State/Zip	Minneapolis, MN 55404
Telephone	612-359-3408
Website	www.jeffersonlines.com

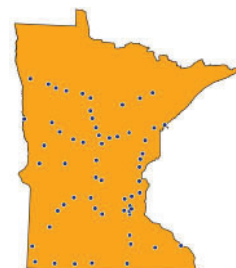


System Highlights

- Jefferson Lines was recognized as one of the industry sustainable and environmental leaders, won Sustainability Award of 2022.
- Upgraded our mobile app and implemented automated messaging.
- Website redesigned for a more user-friendly experience and easier online booking.

System Characteristics

INFORMATION	JEFFERSON LINES
Vehicle Fleet	95 Class 700 Buses
Service Type	Intercity Bus
Base Fare	Varies by community, see website
Area Served	More than 55 communities in Minnesota and 15 additional states



Span of Service

DAY OF WEEK	HOURS OF OPERATION
Weekday	24 hours daily
Saturday	24 hours daily
Sunday	24 hours daily

Financial Statistics

FINANCIAL DATA	TOTAL	FEDERAL	FEDERAL ARP/CRRSAA	STATE GF	STATE GMTA (MVST)	LOCAL
2022 Operating Expenditures	\$8,025,798	\$2,325,389	\$0	\$0	\$2,325,389	\$3,375,019
2022 Capital Expenditures	\$0	\$0	\$0	\$0	\$0	\$0
2023 Operating Budget	\$10,554,200	\$4,634,910	\$0	\$0	\$514,990	\$5,404,300

Land to Air Express (Blue Earth Blue Sky)



INFORMATION	LAND TO AIR EXPRESS
Transit Director	Cem Onbasi
Street	50 Sibley Parkway
City/State/Zip	Mankato, MN 56001
Telephone	612-359-3408
Website	www.landtoairexpress.com

System Highlights

- Connected more communities than before with our new and improved routes.
- Redesigned website to create a better user experience when booking tickets.
- Updated website homepage design for easier navigation.

System Characteristics

INFORMATION	LAND TO AIR EXPRESS
Vehicle Fleet	15 Class 700 Buses
Service Type	Intercity bus
Base Fare	Varies by community, see website
Area Served	More than 17 communities in Minnesota
State/Fed District	N/A



Span of Service

DAY OF WEEK	HOURS OF OPERATION
Weekday	24 hours daily
Saturday	24 hours daily
Sunday	24 hours daily

Financial Statistics

FINANCIAL DATA	TOTAL	FEDERAL	FEDERAL ARP/CRRSAA	STATE GF	STATE GMTA (MVST)	LOCAL
2022 Operating Expenditures	\$1,273,403	\$534,050	\$0	\$0	\$534,050	\$205,303
2022 Capital Expenditures	\$0	\$0	\$0	\$0	\$0	\$0
2023 Operating Budget	\$1,429,400	\$605,050	\$0	\$0	\$605,050	\$219,300

Mankato: Fixed Route

INFORMATION	MANKATO: FIXED ROUTE
Transit Director	Shawn Schloesser
Street	10 Civic Center Plaza, P.O. Box 3368
City/State/Zip	Mankato, MN 56002
Telephone	507-387-8600
Website	www.mankatomn.gov/residents/mankato-transit-system



System Highlights

- Remodeled the Driver Lounge.
- Resumed fare collection at previous 2019 rate.
- Conducted inventory and evaluated all bus stops for ADA compliance; programmed \$129,536 for necessary improvements to 25 percent of the stops.

System Characteristics

INFORMATION	MANKATO: FIXED ROUTE
Vehicle Fleet	14 Class 400 Buses, 11 Class 700 Buses
Service Type	Fixed Route
Base Fare	\$1.50
Area Served	Mankato, North Mankato, Eagle Lake, and Skyline
State/Fed District	19, 19A, 19B/1



Span of Service

DAY OF WEEK	HOURS OF OPERATION
Weekday	6:00a.m. to 10:00p.m.
Saturday	10:00a.m. to 5:30p.m.
Sunday	10:00a.m. to 4:00p.m.

Financial Statistics

FINANCIAL DATA	TOTAL	FEDERAL	FEDERAL ARP/CRRSAA	STATE GF	STATE GMTA (MVST)	LOCAL
2022 Operating Expenditures	\$3,475,621	\$0	\$476,764	\$549,306	\$1,671,432	\$778,120
2022 Capital Expenditures	\$2,072,800	\$1,510,480	\$0	\$355,040	\$0	\$207,280
2023 Operating Budget	\$3,789,800	\$895,000	\$0	\$534,210	\$1,602,630	\$757,960

Mankato: Dial-a-Ride

INFORMATION	MANKATO: DIAL-A-RIDE
Transit Director	Shawn Schloesser
Street	10 Civic Center Plaza, P.O. Box 3368
City/State/Zip	Mankato, MN 56002
Telephone	507-387-8600
Website	www.mankatomn.gov/residents/mankato-transit-system



System Highlights

- Added additional route to service the additional 25.4 percent demand from 2021.
- Selected for Strategic Technology Technical Assistance through the National Center for Applied Transit Technology (N-CATT).
- Resumed fare collection at previous 2019 rate.

System Characteristics

INFORMATION	MANKATO: DIAL-A-RIDE
Vehicle Fleet	14 Class 400 Buses, 11 Class 700 Buses
Service Type	Dial-a-Ride
Base Fare	\$3.00
Area Served	Mankato, North Mankato, Eagle Lake, and Skyline
State/Fed District	19, 19A, 19B/1



Span of Service

DAY OF WEEK	HOURS OF OPERATION
Weekday	6:00a.m. to 10:00p.m.
Saturday	10:00a.m. to 5:30p.m.
Sunday	10:00a.m. to 4:00p.m.

Financial Statistics

FINANCIAL DATA	TOTAL	FEDERAL	FEDERAL ARP/CRRSAA	STATE GF	STATE GMTA (MVST)	LOCAL
2022 Operating Expenditures	\$1,241,000	\$0	\$0	\$201,960	\$737,439	\$301,601
2022 Capital Expenditures	\$0	\$0	\$0	\$0	\$0	\$0
2023 Operating Budget	\$1,267,800	\$0	\$0	\$260,971	\$816,659	\$190,170

Minnesota River Valley Transit



INFORMATION	MINNESOTA RIVER VALLEY TRANSIT
Transit Director	Sherri Terhurne
Street	227 South Front Street
City/State/Zip	Saint Peter, MN 56082
Telephone	888-880-4696
Website	www.mrvtransit.com

System Highlights

- Welcomed Sherri Terhurne, new Compliance Manager, to replace Wayne Albers upon his retirement.
- Awarded two electric buses, to be delivered at a future date.
- Over 85 percent of rides are a result of same-day calls.

System Characteristics

INFORMATION	MINNESOTA RIVER VALLEY TRANSIT
Vehicle Fleet	9 Class 400 Buses
Service Type	Dial-a-Ride, Route Deviation
Base Fare	\$3.00 adult, \$2.00 student, \$4.50 Kasota
Area Served	Le Sueur, Kasota and Saint Peter
State/Fed District	19A/1



Span of Service

DAY OF WEEK	HOURS OF OPERATION
Weekday	Saint Peter: 6:30a.m. to 8:00p.m., LeSueur: 7:00a.m. to 4:30p.m.
Saturday	Saint Peter: 9:00a.m. to 7:00p.m.
Sunday	No service

Financial Statistics

FINANCIAL DATA	TOTAL	FEDERAL	FEDERAL ARP/CRRSAA	STATE GF	STATE GMTA (MVST)	LOCAL
2022 Operating Expenditures	\$873,343	\$0	\$239,069	\$150,845	\$432,268	\$51,161
2022 Capital Expenditures	\$0	\$0	\$0	\$0	\$0	\$0
2023 Operating Budget	\$997,400	\$429,700	\$0	\$129,458	\$388,373	\$49,870

Moorhead Metro Area Transit: Fixed Route



INFORMATION	MOORHEAD METRO AREA TRANSIT: FIXED ROUTE
Transit Director	Lori Van Beek
Street	650 23rd Street North
City/State/Zip	Fargo, ND 58102
Telephone	701-232-7500
Website	www.matbus.com

System Highlights

- Implemented new account-based “Connect” mobile ticketing and fare capping.
- Awarded five-year contracts for snow removal and shelter maintenance.
- Updated Safety Plan and Transit Asset Management Plan.

System Characteristics

INFORMATION	MOORHEAD METRO AREA TRANSIT: FIXED ROUTE
Vehicle Fleet	11 Class 700 Buses
Service Type	Fixed Route
Base Fare	\$1.50
Area Served	Dilworth, Moorhead
State/Fed District	4A, 4B/7



Span of Service

DAY OF WEEK	HOURS OF OPERATION
Weekday	6:45a.m. to 9:45a.m. and 11:15a.m. to 11:15p.m.
Saturday	7:15a.m. to 9:45a.m. and 11:15a.m. to 11:15p.m.
Sunday	No service

Financial Statistics

FINANCIAL DATA	TOTAL	FEDERAL	FEDERAL ARP/CRRSAA	STATE GF	STATE GMTA (MVST)	LOCAL
2022 Operating Expenditures	\$3,221,008	\$0	\$410,289	\$0	\$2,082,911	\$727,808
2022 Capital Expenditures	\$36,000	\$28,000	\$0	\$3,600	\$0	\$3,600
2023 Operating Budget	\$3,428,100	\$550,000	\$0	\$548,120	\$1,644,360	\$685,620

Moorhead Metro Area Transit: Dial-a-Ride

INFORMATION	MOORHEAD METRO AREA TRANSIT: DIAL-A-RIDE
Transit Director	Lori Van Beek
Street	650 23rd Street North
City/State/Zip	Fargo, ND 58102
Telephone	701-232-7500
Website	www.matbus.com



System Highlights

- Increased previous year ridership by 19 percent on Metro Senior Ride and 5 percent on MAT Paratransit.
- Completed refresher training for dispatch staff on Title VI and ADA.
- Purchased a translation device to help with LEP persons.

System Characteristics

INFORMATION	MOORHEAD METRO AREA TRANSIT: DIAL-A-RIDE
Vehicle Fleet	4 Class 400 Buses, 4 Class 200 Buses
Service Type	Dial-a-Ride
Base Fare	\$3.00
Area Served	Dilworth, Moorhead
State/Fed District	4A, 4B/7



Span of Service

DAY OF WEEK	HOURS OF OPERATION
Weekday	6:15a.m. to 10:15a.m. and 11:15a.m. to 11:15p.m.
Saturday	7:15a.m. to 10:15a.m. and 11:15a.m. to 11:15p.m.
Sunday	7:00a.m. to 5:00p.m.

Financial Statistics

FINANCIAL DATA	TOTAL	FEDERAL	FEDERAL ARP/CRRSAA	STATE GF	STATE GMTA (MVST)	LOCAL
2022 Operating Expenditures	\$644,334	\$0	\$0	\$0	\$481,950	\$162,384
2022 Capital Expenditures	\$0	\$0	\$0	\$0	\$0	\$0
2023 Operating Budget	\$623,700	\$0	\$0	\$132,536	\$397,609	\$93,555

Morris Transit

INFORMATION	CITY OF MORRIS TRANSIT
Transit Director	Beth Heinrich
Street	P.O. Box 438
City/State/Zip	Morris, MN 56267
Telephone	320-589-1000
Website	www.ci.morris.mn.us/transit.php



System Highlights

- City of Morris Transit finalized the order for an electric vehicle.
- City of Morris Transit is moving forward with a facility project and is looking forward to starting the build next year.

System Characteristics

INFORMATION	CITY OF MORRIS TRANSIT
Vehicle Fleet	7 Class 400 Buses
Service Type	Dial-a-Ride
Base Fare	\$3.00
Area Served	Morris
State/Fed District	12A/7



Span of Service

DAY OF WEEK	HOURS OF OPERATION
Weekday	6:00a.m. to 10:00p.m.
Saturday	12:00p.m. to 4:00p.m.
Sunday	8:00a.m. to 12:30p.m.

Financial Statistics

FINANCIAL DATA	TOTAL	FEDERAL	FEDERAL ARP/CRRSAA	STATE GF	STATE GMTA (MVST)	LOCAL
2022 Operating Expenditures	\$496,354	\$0	\$145,003	\$85,994	\$196,924	\$68,433
2022 Capital Expenditures	\$1,409,590	\$300,472	\$0	\$902,318	\$0	\$206,800
2023 Operating Budget	\$568,700	\$244,350	\$0	\$73,979	\$221,936	\$28,435

Paul Bunyan Transit



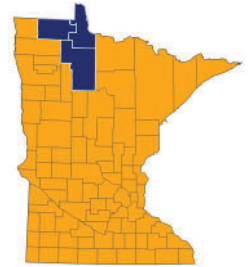
INFORMATION	PAUL BUNYAN TRANSIT
Transit Director	Lezlie Grubich
Street	706 Railroad Street Southeast
City/State/Zip	Bemidji, MN 56601
Telephone	218-751-8765
Website	www.paulbunyantransit.com

System Highlights

- Monthly ridership average from the start of the pandemic to end of 2020 was 3,995 rides/month. In 2021, the monthly average rose to 5,334 rides/month, which is an increase of 33.5 percent.
- Monthly revenues followed a similar pattern of success. In 2020 the average revenues per month was \$11,689/month. In 2021, the monthly average rose to \$15,835/month, which is an increase of 35.5 percent.

System Characteristics

INFORMATION	PAUL BUNYAN TRANSIT
Vehicle Fleet	15 Class 400 Buses, 4 Class 500 Buses, 3 support vehicles
Service Type	Dial-a-Ride, Route Deviation
Base Fare	\$1.50
Area Served	Beltrami County; City of Bemidji, Roseau County; cities of Roseau, Warroad, Greenbush and Badger, and Lake of the Woods County; cities of Baudette and Williams
State/Fed District	1,2,5/7,8



Span of Service

DAY OF WEEK	HOURS OF OPERATION
Weekday	Bemidji: 7:00a.m. to 6:00p.m., Roseau: 6:30a.m. to 5:00p.m. Baudette: 7:30a.m. to 5:15p.m.
Saturday	Bemidji: 8:00a.m. to 5:00p.m.
Sunday	No service

Financial Statistics

FINANCIAL DATA	TOTAL	FEDERAL	FEDERAL ARP/CRRSAA	STATE GF	STATE GMTA (MVST)	LOCAL
2022 Operating Expenditures	\$1,638,430	\$0	\$502,728	\$348,624	\$755,258	\$31,821
2022 Capital Expenditures	\$50,000	\$0	\$0	\$40,000	\$0	\$10,000
2023 Operating Budget	\$2,305,600	\$1,109,200	\$0	\$270,280	\$810,840	\$115,280

Prairie Five RIDES

INFORMATION	PRAIRIE FIVE RIDES
Contact	Paul Coyoour
Street	719 North 7th Street, P.O. Box 159
City/State/Zip	Montevideo, MN 56265
Telephone	320-269-6578
Website	www.prairiefive.org

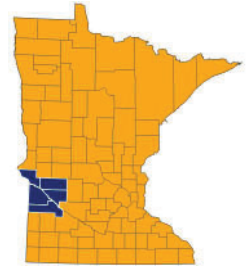


System Highlights

- Prairie Five was awarded a grant through MDVA to purchase a new handicap-accessible van to provide free rides to MN Veterans in our service area.
- Prairie Five increased ridership 18 percent in 2022 over 2021.
- Prairie Five was able to hire 3 new dispatchers and 4 new van drivers (no CDL)

System Characteristics

INFORMATION	PRAIRIE FIVE RIDES
Vehicle Fleet	26 Class 400 Buses, 9 Class 300 Buses
Service Type	Dial-a-Ride
Base Fare	City Fare: \$2.00 / Regional fare base on per mile rate
Area Served	Big Stone, Chippewa, Lac Qui Parle, Swift and Yellow Medicine counties
State/Fed District	12A, 16A, 17A/7



Span of Service

DAY OF WEEK	HOURS OF OPERATION
Weekday	6:00a.m. to 6:00p.m.
Saturday	No service
Sunday	No service

Financial Statistics

FINANCIAL DATA	TOTAL	FEDERAL	FEDERAL ARP/CRRSAA	STATE GF	STATE GMTA (MVST)	LOCAL
2022 Operating Expenditures	\$2,567,285	\$0	\$739,494	\$541,017	\$1,220,992	\$65,782
2022 Capital Expenditures	\$393,000	\$314,400	\$0	\$39,300	\$0	\$39,300
2023 Operating Budget	\$3,432,600	\$1,641,300	\$0	\$404,918	\$1,214,753	\$171,630

Prairie Lakes Transit (Faribault-Martin County)

INFORMATION	PRAIRIE LAKES TRANSIT
Transit Director	Jeremy Monahan
Street	1023 North Dewey Street, P.O. Box 996
City/State/Zip	Fairmont, MN 56031
Telephone	507-235-5558
Website	www.PLTransit.com

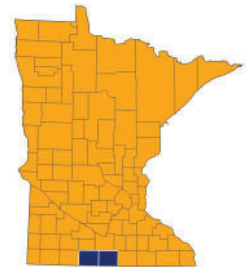


System Highlights

- Finished construction of new office spaces within Transit Facility in Fairmont.
- Faribault County routes rebounded to pre-pandemic level ridership numbers.
- Added an accessible mini-van for use in transit operations as part of our fleet.

System Characteristics

INFORMATION	PRAIRIE LAKES TRANSIT
Vehicle Fleet	9 Class 400 Buses
Service Type	Dial-a-Ride, Route Deviation
Base Fare	\$2 Deviated Route, \$4 Demand Response, \$3 Blue Earth to Fairmont Shuttle, \$3 Evening and Saturday Demand Response
Area Served	Faribault and Martin counties, and city of Albert Lea
State/Fed District	23/1



Span of Service

DAY OF WEEK	HOURS OF OPERATION
Weekday	5:00a.m. to 6:00p.m. and 6:00p.m. to 10:00p.m. (Fairmont only)
Saturday	8:00a.m. to 6:00p.m. (Blue Earth only) and 6:00p.m. to 10:00p.m. (Fairmont only)
Sunday	No service

Financial Statistics

FINANCIAL DATA	TOTAL	FEDERAL	FEDERAL ARP/CRRSAA	STATE GF	STATE GMTA (MVST)	LOCAL
2022 Operating Expenditures	\$1,222,184	\$563,191	\$0	\$186,185	\$377,006	\$95,803
2022 Capital Expenditures	\$0	\$0	\$0	\$0	\$0	\$0
2023 Operating Budget	\$1,486,600	\$698,300	\$0	\$178,493	\$535,478	\$74,330

Prairieland Transit (Southwestern Minnesota Opportunity Council)



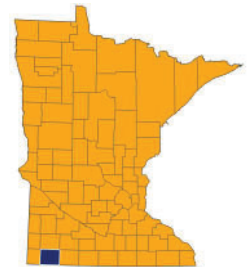
INFORMATION	PRAIRIELAND TRANSIT (SMOC)
Transit Director	Karen DeBoer
Street	1106 3rd Avenue
City/State/Zip	Worthington, MN 56187
Telephone	507-376-3322
Website	www.smoc.us

System Highlights

- Prairieland Transit System took on the demand response service in the City of Worthington on Jan. 3, 2022 with our existing vehicle fleet.
- Six new part-time drivers joined our Prairieland Transit System team to provide the demand response service in Worthington.
- Transit service remained available in every community in Nobles County a minimum of 5 times each week and Worthington City Bus \$1 rides remain available for limited hours.

System Characteristics

INFORMATION	PRAIRIELAND TRANSIT (SMOC)
Vehicle Fleet	4 Class 400 Buses
Service Type	Dial-a-Ride
Base Fare	\$2.50
Area Served	Nobles County
State/Fed District	22/1



Span of Service

DAY OF WEEK	HOURS OF OPERATION
Weekday	7:30a.m. to 4:30p.m.
Saturday	No service
Sunday	No service

Financial Statistics

FINANCIAL DATA	TOTAL	FEDERAL	FEDERAL ARP/CRRSAA	STATE GF	STATE GMTA (MVST)	LOCAL
2022 Operating Expenditures	\$437,452	\$0	\$131,869	\$85,725	\$209,672	\$10,187
2022 Capital Expenditures	\$0	\$0	\$0	\$0	\$0	\$0
2023 Operating Budget	\$566,300	\$262,150	\$0	\$68,959	\$206,876	\$28,315

Rainbow Rider Transit

INFORMATION	RAINBOW RIDER TRANSIT
Transit Director	Brenda Brittin
Street	249 Poplar Avenue
City/State/Zip	Lowry, MN 56349
Telephone	320-283-5065
Website	www.rainbowriderbus.com

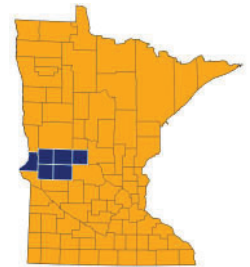


System Highlights

- Hired 14 new employees and had 2 former employees return.
- First MN Transit System to navigate and complete the Comprehensive Review Process.
- Final ridership for 2022 only 22 percent short of 2019.

System Characteristics

INFORMATION	RAINBOW RIDER TRANSIT
Vehicle Fleet	35 Class 400 Buses, 2 Class 300 Buses
Service Type	Dial-a-Ride, Route Deviation
Base Fare	\$2.00 per every 5 miles up to 20 miles then \$2.00 additional per every 10 miles
Area Served	Douglas, Grant, Pope, Traverse and Stevens, southern portion of Todd county
State/Fed District	12/7



Span of Service

DAY OF WEEK	DOUGLAS	GRANT AND TODD	ALEXANDRIA	POPE AND TRAVERSE	STEVENS
Weekday	6:00a.m. - 5:00p.m.	7:00a.m. - 4:30p.m.	5:30a.m. - 6:00p.m.	7:30a.m. - 4:00p.m.	7:30a.m. - 5:00p.m.
Saturday	No service	No service	7:00am - 5:00pm	No service	No service
Sunday	No service	No service	No service	No service	No service

Financial Statistics

FINANCIAL DATA	TOTAL	FEDERAL	FEDERAL ARP/CRRSAA	STATE GF	STATE GMTA (MVST)	LOCAL
2022 Operating Expenditures	\$3,609,502	\$0	\$1,047,710	\$639,270	\$1,660,817	\$261,706
2022 Capital Expenditures	\$5,987,845	\$4,677,896	\$0	\$175,040	\$0	\$1,134,909
2023 Operating Budget	\$4,179,500	\$1,970,150	\$0	\$500,094	\$1,500,281	\$208,975

Rochester Public Transit: Fixed Route



INFORMATION	ROCHESTER PUBLIC TRANSIT: FIXED
Transit Director	Ia Xiong
Street	4300 East River Road Northeast
City/State/Zip	Rochester, MN 55906
Telephone	507-328-7433
Website	www.RPTride.com

System Highlights

- Increased previous year ridership by 18 percent.
- First electric buses entered revenue service.
- Installed electric vehicle charging in bus garage.

System Characteristics

INFORMATION	ROCHESTER PUBLIC TRANSIT: FIXED
Vehicle Fleet	5 Class 400 Buses, 63 Class 700 Buses, 2 Class 800 Buses
Service Type	Fixed Route
Base Fare	\$2.00
Area Served	Rochester and four surrounding townships
State/Fed District	24A, 24B, 25A, 25B/1



Span of Service

DAY OF WEEK	HOURS OF OPERATION
Weekday	5:00a.m. to 10:45p.m.
Saturday	7:00a.m. to 7:45p.m.
Sunday	7:00a.m. to 7:45p.m.

Financial Statistics

FINANCIAL DATA	TOTAL	FEDERAL	FEDERAL ARP/CRRSAA	STATE GF	STATE GMTA (MVST)	LOCAL
2022 Operating Expenditures	\$10,785,066	\$0	\$1,286,221	\$1,867,105	\$5,601,314	\$2,030,426
2022 Capital Expenditures	\$0	\$0	\$0	\$0	\$0	\$0
2023 Operating Budget	\$12,154,900	\$1,930,000	\$0	\$0	\$7,793,920	\$2,430,980

Rochester Public Transit: Dial-a-Ride

INFORMATION	ROCHESTER PUBLIC TRANSIT: DIAL-A-RIDE
Transit Director	Ia Xiong
Street	4300 East River Road Northeast
City/State/Zip	Rochester, MN 55906
Telephone	507-328-2520
Website	www.RPTride.com



System Highlights

- Increased previous year ridership by 29 percent.
- Purchased two replacement paratransit vehicles.
- Updated passenger information.

System Characteristics

INFORMATION	ROCHESTER PUBLIC TRANSIT: DIAL-A-RIDE
Vehicle Fleet	9 Class 400 Buses
Service Type	Dial-a-Ride
Base Fare	\$3.00
Area Served	Rochester and 4 surrounding townships
State/Fed District	24A, 24B, 25A, 25B/1



Span of Service

DAY OF WEEK	HOURS OF OPERATION
Weekday	5:00a.m. to 10:30p.m.
Saturday	6:00a.m. to 7:00p.m.
Sunday	6:00a.m. to 7:00p.m.

Financial Statistics

FINANCIAL DATA	TOTAL	FEDERAL	FEDERAL ARP/CRRSAA	STATE GF	STATE GMTA (MVST)	LOCAL
2022 Operating Expenditures	\$982,675	\$0	\$0	\$0	\$900,031	\$82,644
2022 Capital Expenditures	\$0	\$0	\$0	\$0	\$0	\$0
2023 Operating Budget	\$1,106,400	\$0	\$0	\$235,110	\$705,330	\$165,960

Rolling Hills Transit (Semcac Transportation)



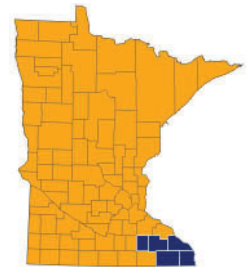
INFORMATION	ROLLING HILLS TRANSIT
Transit Director	Mindy Fields
Street	400 Commerce Drive Southeast
City/State/Zip	Kasson, MN 55944
Telephone	800-528-7622
Website	www.rhtbus.com

System Highlights

- Two employees traveled to the Annual CTAA conference in Louisville.
- Participating in the Mobility as a Service (MaaS) project.
- Taken some extra time this year to personalize our website.

System Characteristics

INFORMATION	ROLLING HILLS TRANSIT
Vehicle Fleet	16 Class 400 Buses
Service Type	Dial-a-Ride
Base Fare	\$2.00 - \$6.00
Area Served	Dodge, Fillmore, Houston, Olmsted and Winona counties
State/Fed District	20, 20B, 24, 24A, 26, 26A, 26B/1



Span of Service

DAY OF WEEK	HOURS OF OPERATION
Weekday	6:30a.m. to 5:00p.m.
Saturday	No service
Sunday	No service

Financial Statistics

FINANCIAL DATA	TOTAL	FEDERAL	FEDERAL ARP/CRRSAA	STATE GF	STATE GMTA (MVST)	LOCAL
2022 Operating Expenditures	\$1,617,136	\$715,150	\$0	\$225,631	\$489,519	\$186,836
2022 Capital Expenditures	\$458,000	\$314,400	\$0	\$91,300	\$0	\$52,300
2023 Operating Budget	\$1,810,600	\$862,950	\$0	\$214,280	\$642,840	\$90,530

Saint Cloud Metro Bus: Fixed Route

INFORMATION	SAINT CLOUD METRO BUS: FIXED ROUTE
Transit Director	Ryan I. Daniel
Street	665 Franklin Avenue Northeast
City/State/Zip	St. Cloud, MN 56304
Telephone	320-251-1499
Website	www.ridemetrobus.com



System Highlights

- Ridership continues to trend upwards toward pre-pandemic levels.
- Achieved 99 percent on-time performance.
- Maintained consistent service while experiencing hiring and staffing challenges.

System Characteristics

INFORMATION	SAINT CLOUD METRO BUS: FIXED ROUTE
Vehicle Fleet	38 Class 700 Buses, 4 Class 400 Buses, 1 Trolley Bus
Service Type	Fixed Route
Base Fare	\$1.25
Area Served	St. Cloud, Sartell, Sauk Rapids and Waite Park
State/Fed District	13B, 14A, 14B, 15B, 30A/6



Span of Service

DAY OF WEEK	HOURS OF OPERATION
Weekday	5:00a.m. to 10:43p.m.
Saturday	7:45a.m. to 7:12p.m.
Sunday	8:45a.m. to 6:12p.m.

Financial Statistics

FINANCIAL DATA	TOTAL	FEDERAL	FEDERAL ARP/CRRSAA	STATE GF	STATE GMTA (MVST)	LOCAL
2022 Operating Expenditures	\$9,672,472	\$0	\$1,171,608	\$0	\$5,731,470	\$2,769,394
2022 Capital Expenditures	\$786,000	\$668,100	\$0	\$39,300	\$0	\$78,600
2023 Operating Budget	\$10,930,300	\$2,011,000	\$0	\$1,683,310	\$5,049,930	\$2,186,060

Saint Cloud Metro Bus: Dial-a-Ride

INFORMATION	SAINT CLOUD METRO BUS: DIAL-A-RIDE
Transit Director	Ryan I. Daniel
Street	665 Franklin Avenue Northeast
City/State/Zip	St. Cloud, MN 56304
Telephone	320-251-1499
Website	www.ridemetrobus.com



System Highlights

- Ridership increased by 16 percent.
- 354 new customers were deemed eligible for the service.
- Achieved 97 percent on-time performance
- Reduced operator vacancies by 60 percent.

System Characteristics

INFORMATION	SAINT CLOUD METRO BUS: DIAL-A-RIDE
Vehicle Fleet	31 Class 400 Buses
Service Type	Dial-a-Ride
Base Fare	\$2.50
Area Served	St. Cloud, Sartell, Sauk Rapids and Waite Park
State/Fed District	13B, 14A, 14B, 15B, 30A/6



Span of Service

DAY OF WEEK	HOURS OF OPERATION
Weekday	5:00a.m. to 10:15p.m.
Saturday	7:45a.m. to 6:30p.m.
Sunday	8:45a.m. to 5:45a.m

Financial Statistics

FINANCIAL DATA	TOTAL	FEDERAL	FEDERAL ARP/CRRSAA	STATE GF	STATE GMTA (MVST)	LOCAL
2022 Operating Expenditures	\$4,798,035	\$0	\$0	\$0	\$3,909,805	\$888,230
2022 Capital Expenditures	\$0	\$0	\$0	\$0	\$0	\$0
2023 Operating Budget	\$5,422,000	\$0	\$0	\$1,152,175	\$3,456,525	\$813,300

Saint Cloud Northstar Link



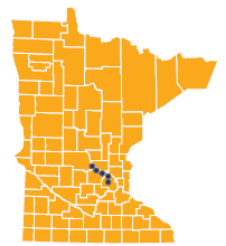
INFORMATION	SAINT CLOUD NORTHSTAR LINK
Contact	Ryan I. Daniel
Street	665 Franklin Avenue Northeast
City/State/Zip	Saint Cloud, MN 56304
Telephone	877-546-5010
Website	www.catchthelink.com

System Highlights

- Ridership increased by 26 percent.
- Achieved 99 percent on-time performance.
- Provided matching service for the full Northstar Rail schedule throughout the year.

System Characteristics

INFORMATION	SAINT CLOUD NORTHSTAR LINK
Vehicle Fleet	5 Class 700 Buses
Service Type	Intercity Bus
Base Fare	\$1.00 station-to-station, \$2.00 St. Cloud to Big Lake, \$5.50 to Minneapolis (Fridays only)
Area Served	Anoka, Becker, Coon Rapids, Elk River, Minneapolis, Ramsey and St. Cloud
State/Fed District	13B, 14A, 14B, 15B, 30A/6



Span of Service

DAY OF WEEK	HOURS OF OPERATION
Weekday	3:50a.m. to 8:05p.m.
Saturday	9:00a.m. to 8:55p.m.
Sunday	8:20a.m. to 6:50p.m.

Financial Statistics

FINANCIAL DATA	TOTAL	FEDERAL	FEDERAL ARP/CRRSAA	STATE GF	STATE GMTA (MVST)	LOCAL
2022 Operating Expenditures	\$809,860	\$0	\$0	\$0	\$642,212	\$167,648
2022 Capital Expenditures	\$0	\$0	\$0	\$0	\$0	\$0
2023 Operating Budget	\$541,700	\$0	\$0	\$108,340	\$325,020	\$108,340

SMART Transit (Cedar Valley Services)

INFORMATION	SMART TRANSIT
Transit Director	Kirk Kuchera
Street	2111 4th Street Northwest
City/State/Zip	Austin, MN 55912
Telephone	507-433-2379
Website	www.smartbusmn.org

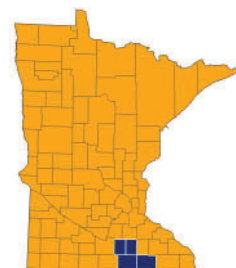


System Highlights

- Constructed and moved into a new facility in Owatonna, MN.
- Continued to grow ridership coming out of the pandemic – nearly 8 percent over the previous year.
- Hosted Minnesota State Bus Rodeo in Austin – SMART drivers placed 1st & 3rd.

System Characteristics

INFORMATION	SMART TRANSIT
Vehicle Fleet	32 Class 400 Buses, 1 Class 500 Bus, 1 Van
Service Type	Dial-a-Ride, Route Deviation
Base Fare	\$2.00 Deviated Route, Dial-a-Ride \$2.50 in town, \$3.00 rural, \$3.50 shuttle
Area Served	Freeborn, Mower, Steele, and Waseca counties
State/Fed District	24, 24A, 27, 27A, 27B/1



Span of Service

DAY OF WEEK	FREEBORN	MOWER AND STEELE	WASECA
Weekday	5a.m. to 9p.m.	Mower: 5a.m. to 2a.m., Steele: 5a.m. to 9p.m.	6a.m. to 6p.m.
Saturday	9a.m. to 1p.m.	Mower: 9a.m. to 3p.m., Steele: 9a.m. to 3p.m.	9a.m. to 1p.m.
Sunday	8a.m. to noon	Mower: 1p.m. to 5p.m., Steele: 7:30a.m. to 1p.m.	8a.m. to noon

Financial Statistics

FINANCIAL DATA	TOTAL	FEDERAL	FEDERAL ARP/CRRSAA	STATE GF	STATE GMTA (MVST)	LOCAL
2022 Operating Expenditures	\$3,525,125	\$0	\$1,046,511	\$626,557	\$1,601,533	\$250,524
2022 Capital Expenditures	\$282,000	\$209,600	\$0	\$42,200	\$0	\$30,200
2023 Operating Budget	\$4,143,300	\$2,003,150	\$0	\$483,246	\$1,449,739	\$207,165

Three Rivers Hiawathaland Transit

INFORMATION	THREE RIVERS HIAWATHALAND TRANSIT
Transit Director	Jenny Larson
Street	1414 Northstar Drive
City/State/Zip	Zumbrota, MN 55992
Telephone	507-316-0610
Website	www.threeriverscap.org/transportation/hiawathaland-transit

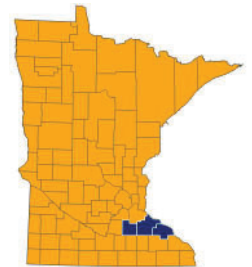


System Highlights

- Completed construction of a new bus garage in Zumbrota, MN for our DAR communities.
- Completed route re-design for our three deviated routes in Red Wing, MN.
- 22 percent increase in ridership from 2021.

System Characteristics

INFORMATION	THREE RIVERS HIAWATHALAND TRANSIT
Vehicle Fleet	24 Class 400 Buses, 6 Class 500 Buses
Service Type	Dial-a-Ride, Route Deviation
Base Fare	\$1.25 Routes, \$1.75 Dial-a-Ride
Area Served	Wabasha, Goodhue, and Rice counties
State/Fed District	20B, 21A, 21B, 24B, 58B/1,2



Span of Service

DAY OF WEEK	REDWING	NORTHFIELD	FARIBAUT	RURAL DAR
Weekday	4:30a.m. to 9:00p.m.	6:00a.m. to 11:00p.m.	6:00a.m. to 6:00p.m.	7:00a.m. to 5:00p.m.
Saturday	7:00a.m. to 5:00p.m.	7:00a.m. to 5:00p.m.	No service	7:30a.m. to 4:30p.m.
Sunday	7:00a.m. to 5:00p.m.	No service	No service	No service

Financial Statistics

FINANCIAL DATA	TOTAL	FEDERAL	FEDERAL ARP/CRRSAA	STATE GF	STATE GMTA (MVST)	LOCAL
2022 Operating Expenditures	\$4,374,036	\$0	\$1,348,469	\$723,107	\$2,169,321	\$133,139
2022 Capital Expenditures	\$1,946,000	\$156,800	\$0	\$1,769,600	\$0	\$19,600
2023 Operating Budget	\$4,789,900	\$2,289,950	\$0	\$565,114	\$1,695,341	\$239,495

Timber Trails Public Transit (Kanabec County)

INFORMATION	TIMBER TRAILS PUBLIC TRANSIT (KANABEC CTY)
Transit Director	Helen Pieper
Street	300 Industrial Road
City/State/Zip	Mora, MN 55051
Telephone	320-364-1350
Website	www.timbertrailstransit.com

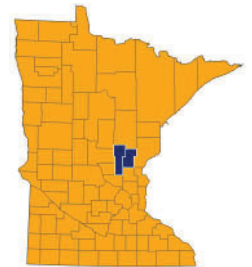


System Highlights

- Timber Trails' ridership increased by 6.3 percent over 2021.
- Banded together with the other transit systems in our region and with the ECRDC-RTCC to sponsor what we called the "Transportation Building" at the county fair.

System Characteristics

INFORMATION	TIMBER TRAILS PUBLIC TRANSIT (KANABEC CTY)
Vehicle Fleet	6 Class 400 Buses
Service Type	Dial-a-Ride, Route Deviation
Base Fare	\$3.00 in town/ \$5.00 out of town
Area Served	Kanabec County
State/Fed District	11, 11B, 15, 15A/8



Span of Service

DAY OF WEEK	HOURS OF OPERATION
Weekday	7:00a.m. to 6:00p.m.
Saturday	No service
Sunday	No service

Financial Statistics

FINANCIAL DATA	TOTAL	FEDERAL	FEDERAL ARP/CRRSAA	STATE GF	STATE GMTA (MVST)	LOCAL
2022 Operating Expenditures	\$683,082	\$0	\$196,800	\$112,860	\$321,099	\$52,323
2022 Capital Expenditures	\$0	\$0	\$0	\$0	\$0	\$0
2023 Operating Budget	\$738,500	\$360,150	\$0	\$85,356	\$256,069	\$36,925

Trailblazer Transit



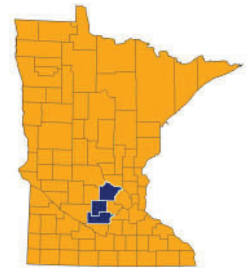
INFORMATION	TRAILBLAZER TRANSIT
Transit Director	Gary R. Ludwig
Street	207 West 11th Street
City/State/Zip	Glencoe, MN 55336
Telephone	320-864-1000
Website	www.trailblazertransit.com

System Highlights

- Continued operations throughout the pandemic despite significant staffing shortages.
- Increased ridership by 14,164 rides from 2021 to 2022 (an increase of 7.1 percent).
- Increased efficiency from 4.21 to 4.56 rides per hour (an increase of 8.2 percent).
- Concluded a COVID-19 emergency food security initiative, which included a total of 177,797 fresh and frozen meals delivered between March 19, 2020 and April 29, 2022

System Characteristics

INFORMATION	TRAILBLAZER TRANSIT
Vehicle Fleet	44 Class 400 Buses
Service Type	Dial-a-Ride
Base Fare	\$4.00
Area Served	Sibley, McLeod, and Wright counties
State/Fed District	15B, 18A, 18B, 29A, 29B, 30A, 30B/ 6,7



Span of Service

DAY OF WEEK	HOURS OF OPERATION
Weekday	6:30a.m. to 5:30p.m.
Saturday	No service
Sunday	No service

Financial Statistics

FINANCIAL DATA	TOTAL	FEDERAL	FEDERAL ARP/CRRSAA	STATE GF	STATE GMTA (MVST)	LOCAL
2022 Operating Expenditures	\$5,729,961	\$0	\$1,445,588	\$1,239,008	\$2,466,053	\$579,311
2022 Capital Expenditures	\$524,000	\$419,200	\$0	\$52,400	\$0	\$52,400
2023 Operating Budget	\$7,927,900	\$3,855,950	\$0	\$918,889	\$2,756,666	\$396,395

Transit Alternatives (Productive Alternatives)

INFORMATION	TRANSIT ALTERNATIVES
Transit Director	Kayla Sullivan
Street	1225 North Tower Road
City/State/Zip	Fergus Falls, MN 56537
Telephone	218-998-3002
Website	www.otterexpress.com

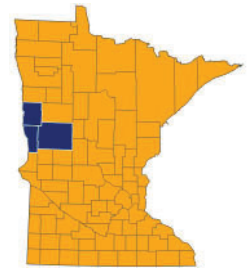


System Highlights

- Hired an on-site mechanic. Fully staffed in all areas.
- Continue to advertise/market to get our ridership numbers to increase.
- Secured a garage location for some of our buses to be housed in.

System Characteristics

INFORMATION	TRANSIT ALTERNATIVES
Vehicle Fleet	17 Class 400 Buses, 4 Class 500 Buses
Service Type	Dial-a-Ride, Route Deviation
Base Fare	\$2.00
Area Served	Clay, Otter Tail and Wilkin counties
State/Fed District	9A, 9B/7



Span of Service

DAY OF WEEK	HOURS OF OPERATION
Weekday	6:00a.m. to 6:00p.m.
Saturday	No service
Sunday	No service

Financial Statistics

FINANCIAL DATA	TOTAL	FEDERAL	FEDERAL ARP/CRRSAA	STATE GF	STATE GMTA (MVST)	LOCAL
2022 Operating Expenditures	\$2,257,087	\$0	\$714,395	\$355,151	\$1,065,454	\$122,087
2022 Capital Expenditures	\$131,000	\$104,800	\$0	\$13,100	\$0	\$13,100
2023 Operating Budget	\$2,348,500	\$1,141,750	\$0	\$272,331	\$816,994	\$117,425

Transit Connection (Tri-County Action Program)

INFORMATION	TRANSIT CONNECTION
Transit Director	Barbara Willard
Street	1200 23rd Avenue South, PO Box 683
City/State/Zip	Waite Park, MN 56387
Telephone	320-251-1612
Website	www.tricap.org

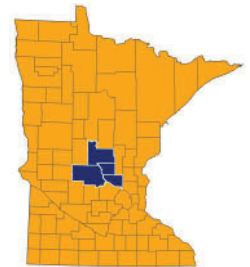


System Highlights

- Developed, implemented, and evaluated a comprehensive service design plan.
- Developed a new fare structure.
- Surpassed pre-COVID ridership numbers.

System Characteristics

INFORMATION	TRANSIT CONNECTION
Vehicle Fleet	16 Class 400 Buses, 12 Class 500 Buses
Service Type	Dial-a-Ride, Route Deviation
Base Fare	\$2.00 in-city, \$4.00 rural
Area Served	Benton, Stearns, Sherburne, Morrison and Mille Lacs counties
State/Fed District	9B, 12B, 13A, 13B, 14A, 14B, 15A, 15B, 30A, 31A/6, 7, 8



Span of Service

DAY OF WEEK	HOURS OF OPERATION
Weekday	6:00a.m. to 6:00p.m.
Saturday	8:00a.m. to 5:00p.m.
Sunday	No service

Financial Statistics

FINANCIAL DATA	TOTAL	FEDERAL	FEDERAL ARP/CRRSAA	STATE GF	STATE GMTA (MVST)	LOCAL
2022 Operating Expenditures	\$3,563,975	\$0	\$1,059,010	\$526,498	\$1,579,493	\$398,975
2022 Capital Expenditures	\$2,500,000	\$0	\$0	\$2,000,000	\$0	\$500,000
2023 Operating Budget	\$4,152,600	\$1,665,750	\$0	\$410,419	\$1,868,801	\$207,630

Tri-Valley Heartland Express



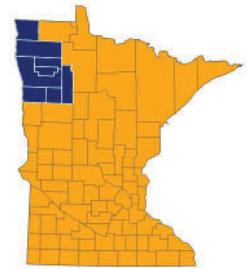
INFORMATION	TRI-VALLEY HEARTLAND EXPRESS
Transit Director	Cynthia Pic
Street	1345 Fairfax Avenue
City/State/Zip	Crookston, MN 56716
Telephone	800-201-3432
Website	www.tvoc.org/services/transportation

System Highlights

- Provided free rides to/from food shelves and summer kids' meals.
- Collaborated with area schools to get kids home from after-school activities.
- Increased ridership by 10.5 percent from 2021.
- Added a new route in Crookston.

System Characteristics

INFORMATION	TRI-VALLEY HEARTLAND EXPRESS
Vehicle Fleet	1 Class 300 Bus, 29 Class 400 Buses, 3 Class 500 Buses
Service Type	Dial-a-Ride
Base Fare	\$1.00 - 10.00
Area Served	Clearwater, Kittson, Mahnommen, Marshall, Norman, Pennington, Polk and Red Lake counties
State/Fed District	1A, 1B, 2A, 2B/7, 8



Span of Service

DAY OF WEEK	HOURS OF OPERATION
Weekday	service hours vary by community, see website
Saturday	service hours vary by community, see website
Sunday	service hours vary by community, see website

Financial Statistics

FINANCIAL DATA	TOTAL	FEDERAL	FEDERAL ARP/CRRSAA	STATE GF	STATE GMTA (MVST)	LOCAL
2022 Operating Expenditures	\$3,151,479	\$0	\$982,746	\$611,502	\$1,359,000	\$198,232
2022 Capital Expenditures	\$2,859,000	\$104,800	\$0	\$2,208,600	\$0	\$545,600
2023 Operating Budget	\$4,032,400	\$1,758,700	\$0	\$518,020	\$1,554,060	\$201,620

TRUE Transit (VINE Faith in Action)

INFORMATION	TRUE TRANSIT
Transit Director	Ron Decker
Street	421 East Hickory Street
City/State/Zip	Mankato, MN 56001
Telephone	507-388-8783
Website	www.truetransit.org

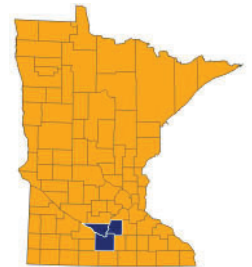


System Highlights

- Fifth year in service.
- Resumed collecting fares and raised rates from \$3.00 to \$5.00.
- Continued to provide demand response service to Blue Earth, Nicollet and LeSueur counties.

System Characteristics

INFORMATION	TRUE TRANSIT
Vehicle Fleet	5 Class 400 Buses
Service Type	Dial-a-Ride
Base Fare	\$5.00
Area Served	Rural Blue Earth, Nicollet, and Le Sueur counties
State/Fed District	18A, 18B, 22B/1



Span of Service

DAY OF WEEK	HOURS OF OPERATION
Weekday	8:00a.m. to 5:00p.m.
Saturday	No service
Sunday	No service

Financial Statistics

FINANCIAL DATA	TOTAL	FEDERAL	FEDERAL ARP/CRRSAA	STATE GF	STATE GMTA (MVST)	LOCAL
2022 Operating Expenditures	\$773,848	\$0	\$247,245	\$142,851	\$348,727	\$35,026
2022 Capital Expenditures	\$0	\$0	\$0	\$0	\$0	\$0
2023 Operating Budget	\$944,600	\$437,300	\$0	\$115,018	\$345,053	\$47,230

Wadena County Friendly Rider Transit

INFORMATION	WADENA COUNTY FRIENDLY RIDER TRANSIT
Transit Director	Randy Jahnke
Street	229 Harry Rich Drive
City/State/Zip	Wadena, MN 56482
Telephone	218-631-5730
Website	www.friendlyrider.com

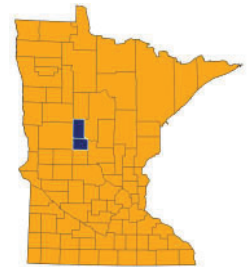


System Highlights

- Increase overall ridership by 5 percent
- On-time performance is greater than 97 percent.

System Characteristics

INFORMATION	WADENA COUNTY FRIENDLY RIDER TRANSIT
Vehicle Fleet	7 Class 400 Buses, 1 Class 500 Bus
Service Type	Dial-a-Ride
Base Fare	0-5 Miles: \$1.50; 5-10 Miles: \$3.00; 10+ Miles: \$4.50
Area Served	Wadena, Todd, Ottertail, and Cass Counties
State/Fed District	02, 02B, 09, 09A/7



Span of Service

DAY OF WEEK	HOURS OF OPERATION
Weekday	6:00a.m. to 6:00p.m. Mon-Wed.; 6:00a.m. to 8:00p.m. Thu-Fri.
Saturday	9:00a.m. to 3:00p.m.
Sunday	7:30a.m. to 12:30p.m.

Financial Statistics

FINANCIAL DATA	TOTAL	FEDERAL	FEDERAL ARP/CRRSAA	STATE GF	STATE GMTA (MVST)	LOCAL
2022 Operating Expenditures	\$921,811	\$0	\$257,840	\$165,702	\$427,185	\$71,084
2022 Capital Expenditures	\$0	\$0	\$0	\$0	\$0	\$0
2023 Operating Budget	\$1,092,200	\$507,100	\$0	\$132,623	\$397,868	\$54,610

Watonwan Take Me There



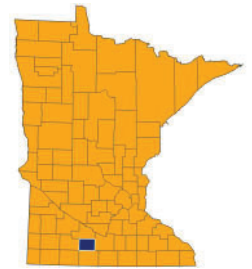
INFORMATION	WATONWAN TAKE ME THERE
Transit Director	Allison Karau
Street	1304 7th Avenue South
City/State/Zip	Saint James, MN 56081
Telephone	507-375-7835
Website	www.co.watonwan.mn.us/ 213/TMT-Public-Transportation

System Highlights

- New phone system, with portable app access, in the office and buses.
- Hired a full-time dispatcher, whereas the dispatcher before was part-time only.

System Characteristics

INFORMATION	WATONWAN TAKE ME THERE
Vehicle Fleet	4 Class 400 Buses, 1 Mini-Van
Service Type	Dial-a-Ride
Base Fare	\$1.50 or 1 token
Area Served	Watonwan County
State/Fed District	16B, 19A, 19B, 22B, 23A, 23B/1



Span of Service

DAY OF WEEK	HOURS OF OPERATION
Weekday	5:00a.m. to 5:00p.m.
Saturday	No service
Sunday	No service

Financial Statistics

FINANCIAL DATA	TOTAL	FEDERAL	FEDERAL ARP/CRRSAA	STATE GF	STATE GMTA (MVST)	LOCAL
2022 Operating Expenditures	\$445,055	\$0	\$135,155	\$85,479	\$219,331	\$5,090
2022 Capital Expenditures	\$131,000	\$104,800	\$0	\$13,100	\$0	\$13,100
2023 Operating Budget	\$531,700	\$243,350	\$0	\$65,441	\$196,324	\$26,585

Winona Transit Service

INFORMATION	WINONA TRANSIT SERVICE
Transit Director	Monica Hennessy Mohan
Street	P.O. Box 378
City/State/Zip	Winona, MN 55987
Telephone	507-457-8200
Website	www.cityofwinona.com/175/Winona-Transit-Service



System Highlights

- Ridership increased 6 percent over 2021.
- Transit Advisory Committee met quarterly.
- Continued providing subscription services to Winona State University.

System Characteristics

INFORMATION	WINONA TRANSIT SERVICE
Vehicle Fleet	1 Class 400 Bus, 8 Class 500 Buses
Service Type	Dial-a-Ride, Route Deviation, Subscription Service
Base Fare	\$1.25 for Route Deviation; \$0.75 additional for a Deviation; \$3.50 for Demand Response
Area Served	Cities of Winona and Goodview
State/Fed District	28/1



Span of Service

DAY OF WEEK	HOURS OF OPERATION
Weekday	6:00a.m. to 6:00p.m.
Saturday	9:00a.m. to 5:00p.m.
Sunday	No service

Financial Statistics

FINANCIAL DATA	TOTAL	FEDERAL	FEDERAL ARP/CRRSAA	STATE GF	STATE GMTA (MVST)	LOCAL
2022 Operating Expenditures	\$1,128,784	\$0	\$312,136	\$170,950	\$512,850	\$132,848
2022 Capital Expenditures	\$0	\$0	\$0	\$0	\$0	\$0
2023 Operating Budget	\$1,168,300	\$521,150	\$0	\$147,184	\$441,551	\$58,415

This page intentionally left blank.

Financial Statistics



GREATER MINNESOTA CATEGORY	EXPENDITURES
Urbanized	\$ 46,463,846
Elderly and Disabled	\$ 8,653,055
Small Urban	\$ 2,085,176
Rural	\$ 59,302,018
Intercity Bus	\$ 9,299,201
GM Funded Service	\$ 14,544,689
Other Transit Service	\$ 809,860
Total	\$141,157,844

Greater Minnesota Transit Systems – 2022 Operating Expenditures

Greater Minnesota public transit systems are displayed according to categories within state statute: urbanized, elderly and disabled, small urban and rural systems. Figures presented are unaudited.

Note: Totals may not add up due to rounding

Table A-1: Greater Minnesota transit system operating expenditures

SYSTEM CATEGORY	TOTAL	FEDERAL	ARP/ CRRSAA	STATE GF	STATE GMFTA (MVST)	LOCAL SHARE
Urbanized	\$46,463,846	\$0	\$4,610,696	\$5,737,654	\$25,591,887	\$10,523,610
Elderly & Disabled	\$8,653,055	\$0	\$0	\$201,960	\$6,843,304	\$1,607,792
Small Urban	\$2,085,176	\$0	\$457,139	\$341,735	\$917,419	\$232,959
Rural	\$59,302,018	\$1,278,341	\$16,086,181	\$10,780,431	\$26,383,412	\$4,773,653
Other Transit Services	\$809,860	\$0	\$0	\$0	\$642,212	\$167,648
Total	\$117,313,955	\$1,278,341	\$21,154,015	\$17,061,780	\$60,378,234	\$17,305,660

Table A-2: Intercity bus operating expenditures

INTERCITY BUS	TOTAL	FEDERAL	ARP/ CRRSAA	STATE GF	STATE GMFTA (MVST)	LOCAL SHARE
Blue Earth Blue Sky LLC	\$1,273,403	\$534,050	\$0	\$0	\$534,050	\$205,303
Jefferson Lines	\$8,025,798	\$2,325,389	\$0	\$0	\$2,325,389	\$3,375,019
Intercity Bus Total	\$9,299,201	\$2,859,439	\$0	\$0	\$2,859,439	\$3,580,323

Table A-3: Other GM Funded Service operating expenditures

OTHER GM FUNDED SERVICE	TOTAL	FEDERAL	ARP/ CRRSAA	STATE GF	STATE GMFTA (MVST)	LOCAL SHARE
Metropolitan Council Northstar Commuter Rail	\$11,664,599	\$0	\$0	\$0	\$347,888	\$11,316,711
Metropolitan Council Transit Link	\$2,880,090	\$406,559	\$0	\$0	\$0	\$2,473,531
Other GM Funded Service Total	\$14,544,689	\$406,559	\$0	\$0	\$347,888	\$13,790,242

Table A-4: Urbanized system operating expenditures

URBANIZED SYSTEMS	TOTAL	FEDERAL	ARP/ CRRSAA	STATE GF	STATE GMTA (MVST)	LOCAL SHARE
Duluth Transit Authority	\$18,478,207	\$0	\$1,129,907	\$3,321,243	\$9,963,730	\$4,063,327
East Grand Forks Transit	\$486,156	\$0	\$82,394	\$0	\$306,648	\$97,113
La Crescent Apple Express	\$345,315	\$0	\$53,512	\$0	\$234,382	\$57,421
Mankato Transit System	\$3,451,806	\$0	\$476,764	\$549,306	\$1,647,917	\$777,820
Mankato Transit System - New Service	\$23,816	\$0	\$0	\$0	\$23,516	\$300
Moorhead Metro Area Transit	\$3,221,008	\$0	\$410,289	\$0	\$2,082,911	\$727,808
Rochester Public Transit	\$10,785,066	\$0	\$1,286,221	\$1,867,105	\$5,601,314	\$2,030,426
St. Cloud Metro Bus	\$9,672,472	\$0	\$1,171,608	\$0	\$5,731,470	\$2,769,394
Total	\$46,463,846	\$0	\$4,610,696	\$5,737,654	\$25,591,887	\$10,523,610

Table A-5: Elderly & Disabled system operating expenditures

ELDERLY & DISABLED SYSTEMS	TOTAL	FEDERAL	ARP/ CRRSAA	STATE GF	STATE GMTA (MVST)	LOCAL SHARE
Duluth Transit Authority-STRIDE	\$859,369	\$0	\$0	\$0	\$714,628	\$144,740
East Grand Forks Transit Dial-A-Ride	\$127,643	\$0	\$0	\$0	\$99,450	\$28,193
Mankato Dial-A-Ride	\$1,101,971	\$0	\$0	\$201,960	\$605,880	\$294,131
Mankato Dial-A-Ride-New Service	\$139,029	\$0	\$0	\$0	\$131,559	\$7,470
Moorhead Metro Area Transit Dial-A-Ride	\$644,334	\$0	\$0	\$0	\$481,950	\$162,384
Rochester Dial-A-Ride	\$982,675	\$0	\$0	\$0	\$900,031	\$82,644
St. Cloud Metro Bus Dial-A-Ride	\$4,798,035	\$0	\$0	\$0	\$3,909,805	\$888,230
Total	\$8,653,055	\$0	\$0	\$201,960	\$6,843,304	\$1,607,792

Table A-6: Small urban system operating expenditures

SMALL URBAN SYSTEMS	TOTAL	FEDERAL	ARP/ CRRSAA	STATE GF	STATE GMTA (MVST)	LOCAL SHARE
Hibbing Area Transit	\$460,038	\$0	\$135,925	\$84,791	\$207,644	\$31,678
Morris Transit	\$496,354	\$0	\$145,003	\$85,994	\$196,924	\$68,433
Winona Transit Service	\$1,128,784	\$0	\$312,136	\$170,950	\$512,850	\$132,848
Total	\$2,085,176	\$0	\$593,064	\$341,735	\$917,419	\$232,959

Table A-7: Rural system operating expenditures

RURAL SYSTEMS	TOTAL	FEDERAL	ARP/ CRRSAA	STATE GF	STATE GMTA (MVST)	LOCAL SHARE
Arrowhead Transit	\$11,049,714	\$0	\$3,012,331	\$2,062,815	\$5,249,825	\$724,743
Becker County Transit	\$539,831	\$0	\$158,813	\$101,140	\$236,520	\$43,358
Brainerd and Crow Wing Public Transit	\$1,560,563	\$0	\$431,297	\$214,026	\$642,077	\$273,163
Brown County Heartland Express	\$909,871	\$0	\$278,680	\$174,222	\$420,530	\$36,439
Central Community Transit	\$3,198,616	\$0	\$768,501	\$700,415	\$1,126,020	\$603,681
Faribault/Martin County (Prairie Lakes Transit)	\$1,222,184	\$563,191	\$0	\$186,185	\$377,006	\$95,803
Fosston Transit	\$156,824	\$0	\$44,671	\$21,982	\$65,947	\$24,224
Hubbard County Heartland Express	\$577,466	\$0	\$171,455	\$85,186	\$255,559	\$65,266
Minnesota River Valley Transit	\$873,343	\$0	\$239,069	\$150,845	\$432,268	\$51,161
Paul Bunyan Transit	\$1,638,430	\$0	\$502,728	\$348,624	\$755,258	\$31,821
Prairie Five Rides	\$2,567,285	\$0	\$739,494	\$541,017	\$1,220,992	\$65,782
Prairieland Transit (SMOC)	\$437,452	\$0	\$131,869	\$85,725	\$209,672	\$10,187
Rainbow Rider Transit	\$3,609,502	\$0	\$1,047,710	\$639,270	\$1,660,817	\$261,706
Rolling Hills Transit (SEMCAC)	\$1,617,136	\$715,150	\$0	\$225,631	\$489,519	\$186,836
Southern MN Area Rural Transit (Cedar Valley)	\$3,525,125	\$0	\$1,046,511	\$626,557	\$1,601,533	\$250,524
Three Rivers Hiawathaland Transit	\$4,374,036	\$0	\$1,348,469	\$723,107	\$2,169,321	\$133,139
Timber Trails Public Transit (Kanabec County)	\$683,082	\$0	\$196,800	\$112,860	\$321,099	\$52,323
Trailblazer Transit	\$5,729,961	\$0	\$1,445,588	\$1,239,008	\$2,466,053	\$579,311
Transit Alternatives (Productive Alternatives)	\$2,257,087	\$0	\$714,395	\$355,151	\$1,065,454	\$122,087
Transit Connection (Tri-CAP)	\$3,563,975	\$0	\$1,059,010	\$526,498	\$1,579,493	\$398,975
Tri-Valley Heartland Express	\$3,151,479	\$0	\$982,746	\$611,502	\$1,359,000	\$198,232

Cont.

Cont.

RURAL SYSTEMS	TOTAL	FEDERAL	ARP/ CRRSAA	STATE GF	STATE GMTA (MVST)	LOCAL SHARE
Community Transit (UCAP)	\$3,918,340	\$0	\$1,125,805	\$654,635	\$1,684,207	\$453,693
VINE Faith in Action, Inc. (TRUE Transit)	\$773,848	\$0	\$247,245	\$142,851	\$348,727	\$35,026
Wadena County Friendly Rider Transit	\$921,811	\$0	\$257,840	\$165,702	\$427,185	\$71,084
Watonwan Take Me There	\$445,055	\$0	\$135,155	\$85,479	\$219,331	\$5,090
Total	\$59,302,018	\$1,278,341	\$16,086,181	\$10,780,431	\$26,383,412	\$4,773,653

Table A-8: Other transit service operating expenditures

OTHER TRANSIT SERVICE	TOTAL	FEDERAL	ARP/ CRRSAA	STATE GF	STATE GMTA (MVST)	LOCAL SHARE
St. Cloud Northstar Link	\$809,860	\$0	\$0	\$0	\$642,212	\$167,648
Total	\$809,860	\$0	\$0	\$0	\$642,212	\$167,648

Greater Minnesota Transit Systems – 2022 Capital Budget

Capital expenditures are categorized according to National Transit Database categories. Figures presented are unaudited.

Note - Totals may not add up due to rounding.

Table B-1: Total Greater Minnesota capital budgeted

TRANSIT SYSTEM	TOTAL BUDGETED	FEDERAL SHARE	STATE SHARE	LOCAL SHARE
Urbanized	\$12,887,000	\$10,186,055	\$1,412,245	\$1,288,700
Small Urban	\$1,409,590	\$300,472	\$902,318	\$206,800
Rural	\$19,407,845	\$9,199,096	\$7,229,440	\$2,979,309
Total	\$33,704,435	\$19,685,623	\$9,544,003	\$4,474,809

Table B-2: Urbanized system capital budgeted

URBANIZED SYSTEMS	ASSET CATEGORY	TOTAL BUDGETED	FEDERAL SHARE	STATE SHARE	LOCAL SHARE
Duluth Transit Authority	Vehicle replacement	\$4,821,600	\$3,857,280	\$482,160	\$482,160
Duluth Transit Authority	Vehicle replacement	\$1,377,600	\$1,170,960	\$68,880	\$137,760
Duluth Transit Authority	Vehicle replacement	\$263,000	\$117,035	\$119,665	\$26,300
Duluth Transit Authority-DAR	Vehicle replacement	\$3,342,000	\$2,673,600	\$334,200	\$334,200
City of East Grand Forks	Vehicle replacement	\$188,000	\$159,800	\$9,400	\$18,800
City of Mankato	Vehicle replacement	\$188,000	\$159,800	\$9,400	\$18,800
City of Mankato	Vehicle replacement	\$557,000	\$445,600	\$55,700	\$55,700
City of Mankato	Vehicle expansion	\$376,000	\$319,600	\$18,800	\$37,600
City of Mankato	Vehicle expansion	\$263,000	\$0	\$236,700	\$26,300
City of Mankato	Vehicle replacement	\$688,800	\$585,480	\$34,440	\$68,880
City of Moorhead	Vehicle replacement	\$36,000	\$28,800	\$3,600	\$3,600
St Cloud MTC, Metro Bus	Vehicle replacement	\$786,000	\$668,100	\$39,300	\$78,600
Total Urban		\$12,887,000	\$10,186,055	\$1,412,245	\$1,288,700

Table B-3: Small Urbanized system capital budgeted

SMALL URBANIZED SYSTEMS	ASSET CATEGORY	TOTAL BUDGETED	FEDERAL SHARE	STATE SHARE	LOCAL SHARE
Morris Transit	Facility garage addition	\$1,034,000	\$0	\$827,200	\$206,800
Morris Transit	Vehicle expansion	\$293,225	\$234,580	\$58,645	\$0
Morris Transit	Facility Improvements	\$82,365	\$65,892	\$16,473	\$0
Total Urban		\$1,409,590	\$300,472	\$902,318	\$206,800

Table B-4: Rural system capital budgeted

RURAL SYSTEMS	ASSET CATEGORY	TOTAL BUDGETED	FEDERAL SHARE	STATE SHARE	LOCAL SHARE
Arrowhead Economic Opportunity Agency	Facility roof repair	\$235,000	\$0	\$188,000	\$47,000
Arrowhead Economic Opportunity Agency	Vehicle replacement	\$2,478,000	\$1,982,400	\$247,800	\$247,800
Arrowhead Economic Opportunity Agency	Vehicle replacement	\$440,000	\$286,000	\$0	\$154,000
Becker County Transit	Vehicle replacement	\$131,000	\$104,800	\$13,100	\$13,100
Brown County Human Services	Vehicle expansion	\$131,000	\$0	\$117,900	\$13,100
Cedar Valley Services, Inc.	Vehicle replacement	\$262,000	\$209,600	\$26,200	\$26,200
Cedar Valley Services, Inc.	Vehicle inspection software	\$20,000	\$0	\$16,000	\$4,000
City of Brainerd	Vehicle replacement	\$131,000	\$104,800	\$13,100	\$13,100
City of Northfield	New transfer facility, passenger amenities	\$1,750,000	\$0	\$1,750,000	\$0
Paul Bunyan Transit	Vehicle wheel alignment system, alignment lift	\$50,000	\$0	\$40,000	\$10,000
Prairie Five CAC, Inc.	Vehicle replacement	\$393,000	\$314,400	\$39,300	\$39,300
Productive Alternatives, Inc.	Vehicle replacement	\$131,000	\$104,800	\$13,100	\$13,100
Rainbow Rider Transit Board	New facility	\$5,265,845	\$4,212,436	\$0	\$1,053,409
Rainbow Rider Transit Board	Facility concrete surface treatment	\$93,000	\$0	\$74,400	\$18,600
Rainbow Rider Transit Board	Vehicle replacement	\$629,000	\$465,460	\$100,640	\$62,900
SEMCAC	Vehicle support equipment	\$65,000	\$0	\$52,000	\$13,000
SEMCAC	Vehicle replacement	\$393,000	\$314,400	\$39,300	\$39,300
Three Rivers Community Action, Inc.	Vehicle replacement	\$196,000	\$156,800	\$19,600	\$19,600

Cont.

Cont.

RURAL SYSTEMS	ASSET CATEGORY	TOTAL BUDGETED	FEDERAL SHARE	STATE SHARE	LOCAL SHARE
Trailblazer Joint Powers Board	Vehicle replacement	\$524,000	\$419,200	\$52,400	\$52,400
Tri-County Action Program, Inc.	New facility	\$2,500,000	\$0	\$2,000,000	\$500,000
Tri-Valley Opportunity Council, Inc.	New facility	\$2,597,000	\$0	\$2,077,600	\$519,400
Tri-Valley Opportunity Council, Inc.	Vehicle replacement	\$131,000	\$104,800	\$13,100	\$13,100
Tri-Valley Opportunity Council, Inc.	Vehicle expansion	\$131,000	\$0	\$117,900	\$13,100
United Community Action Partnership, Inc.	Passenger stop improvements	\$207,000	\$0	\$165,600	\$41,400
United Community Action Partnership, Inc.	Vehicle replacement	\$393,000	\$314,400	\$39,300	\$39,300
Watonwan County	Vehicle replacement	\$131,000	\$104,800	\$13,100	\$13,100
Total Rural		\$19,407,845	\$9,199,096	\$7,229,440	\$2,979,309

Greater Minnesota Transit Systems – 2023 Operating Budget

Transit systems historically have collected revenues from rides provided and applied the funding as local match on contracts. During the past approximately year and a half, due to the financial hardship caused by the COVID-19 pandemic, MnDOT included additional state funding to supplement as local share - instead of transit systems using collected revenues as local match. This results in contract totals not aligning with the sum of all funding types by provider in table series C that include CARES Act funding.

Figures represent contracted amounts.

Notes: Totals may not add up due to rounding. Budgets with CARES Act funding – total funding will be greater than the sum of the funding splits. This is due to CARES Act funds are 100% reimbursable on the operating deficit.

Table C-1: Greater Minnesota transit system operating budget

SYSTEM CATEGORY	TOTAL	FEDERAL	STATE GF	STATE GMTA (MVST)	LOCAL SHARE
Urbanized	\$51,106,100	\$7,339,000	\$6,421,165	\$27,124,715	\$10,221,220
Elderly & Disabled	\$9,656,300	\$0	\$2,043,528	\$6,164,328	\$1,448,445
Small Urban	\$2,285,000	\$1,012,000	\$289,688	\$869,063	\$114,250
Rural	\$71,499,000	\$33,740,000	\$6,858,735	\$27,325,315	\$3,574,950
Other Transit Services	\$541,700	\$0	\$108,340	\$325,020	\$108,340
Total	\$135,088,100	\$42,091,000	\$15,721,455	\$61,808,440	\$15,467,205

Table C-2: Intercity bus operating budget

INTERCITY BUS	TOTAL	FEDERAL	STATE GF	STATE GMTA (MVST)	LOCAL SHARE
Blue Earth Blue Sky LLC	\$1,429,400	\$605,050	\$0	\$605,050	\$219,300
Jefferson Lines	\$10,554,200	\$4,634,910	\$0	\$514,990	\$5,404,300
Intercity Bus Total	\$11,983,600	\$5,239,960	\$0	\$1,120,040	\$5,623,600

Table C-3: Other Greater MN funded transit service operating budget

OTHER GM FUNDED SERVICES	TOTAL	FEDERAL	STATE GF	STATE GMTA (MVST)	LOCAL SHARE
Metropolitan Council Northstar Commuter Rail	\$23,059,000	\$0	\$397,871	\$1,193,614	\$21,467,515
Metropolitan Council Transit Link	\$1,905,300	\$851,800	\$0	\$0	\$1,053,500
Total	\$24,964,300	\$851,800	\$397,871	\$1,193,614	\$22,521,015

TABLE	TOTAL	FEDERAL	STATE GF	STATE GMTA (MVST)	LOCAL SHARE
C-1	\$135,088,100	\$42,091,000	\$15,721,455	\$61,808,440	\$15,467,205
C-2	\$11,983,600	\$5,239,960	\$0	\$1,120,040	\$5,623,600
C-3	\$24,964,300	\$851,800	\$397,871	\$1,193,614	\$22,521,015
Grand Total	\$172,036,000	\$48,182,760	\$16,119,326	\$64,122,094	\$43,611,820

Table C-4: Urbanized system operating budget

URBANIZED SYSTEMS	TOTAL	FEDERAL	STATE GF	STATE GMTA (MVST)	LOCAL SHARE
Duluth Transit Authority	\$19,820,400	\$1,738,000	\$3,529,580	\$10,588,740	\$3,964,080
East Grand Forks Transit	\$607,400	\$132,000	\$71,655	\$282,265	\$121,480
La Crescent Apple Express	\$375,200	\$83,000	\$54,290	\$162,870	\$75,040
Mankato Transit System	\$3,789,800	\$895,000	\$534,210	\$1,602,630	\$757,960
Moorhead MAT	\$3,428,100	\$550,000	\$548,120	\$1,644,360	\$685,620
Rochester Public Transit	\$12,037,600	\$1,930,000	\$0	\$7,700,080	\$2,407,520
Rochester Public Transit - New Service	\$117,300	\$0	\$0	\$93,840	\$23,460
St. Cloud Metro Bus	\$10,930,300	\$2,011,000	\$1,683,310	\$5,049,930	\$2,186,060
Total	\$51,106,100	\$7,339,000	\$6,421,165	\$27,124,715	\$10,221,220

Table C-5: Elderly & Disabled system operating budget

ELDERLY & DISABLED SYSTEMS	TOTAL	FEDERAL	STATE GF	STATE GMTA (MVST)	LOCAL SHARE
Duluth Transit Authority - STRIDE	\$1,107,700	\$0	\$235,386	\$706,159	\$166,155
City of East Grand Forks - Dial-A-Ride	\$128,700	\$0	\$27,349	\$82,046	\$19,305
City of Mankato Dial-A-Ride	\$1,228,100	\$0	\$260,971	\$782,914	\$184,215
City of Mankato Dial-A-Ride New Service	\$39,700	\$0	\$0	\$33,745	\$5,955
Moorhead MAT Paratransit	\$623,700	\$0	\$132,536	\$397,609	\$93,555
Rochester - Dial-A-Ride	\$1,106,400	\$0	\$235,110	\$705,330	\$165,960
St. Cloud Metro Bus Dial-A-Ride	\$5,422,000	\$0	\$1,152,175	\$3,456,525	\$813,300
Total	\$8,548,600	\$0	\$1,808,141	\$5,458,169	\$1,282,290

Table C-6: Small urban system operating budget

SMALL URBAN SYSTEMS	TOTAL	FEDERAL	STATE GF	STATE GMTA (MVST)	LOCAL SHARE
Hibbing Area Transit	\$548,000	\$246,500	\$68,525	\$205,575	\$27,400
Morris Transit	\$568,700	\$244,350	\$73,979	\$221,936	\$28,435
Winona Transit Service	\$1,168,300	\$521,150	\$147,184	\$441,551	\$58,415
Small Urban Total	\$2,285,000	\$1,012,000	\$289,688	\$869,063	\$114,250

Table C-7: Rural system operating budget

RURAL SYSTEMS	TOTAL	FEDERAL	STATE GF	STATE GMTA (MVST)	LOCAL SHARE
Arrowhead Transit	\$13,275,700	\$6,500,350	\$0	\$6,111,565	\$663,785
Becker County Transit	\$668,800	\$317,350	\$79,503	\$238,508	\$33,440
Brainerd and Crow Wing County Transit	\$1,416,100	\$634,950	\$177,586	\$532,759	\$70,805
Brown County Heartland Express	\$1,152,000	\$549,500	\$136,225	\$408,675	\$57,600
Central Community Transit	\$4,467,100	\$2,158,550	\$521,299	\$1,563,896	\$223,355
Faribault/Martin County (Prairie Lakes Transit)	\$1,486,600	\$698,300	\$178,493	\$535,478	\$74,330
Fosston Transit	\$145,800	\$68,500	\$17,503	\$52,508	\$7,290
Hubbard County Heartland Express	\$563,400	\$263,950	\$67,820	\$203,460	\$28,170
Minnesota River Valley Transit JPA (LeSueur/St. Peter)	\$997,400	\$429,700	\$129,458	\$388,373	\$49,870
Paul Bunyan Transit	\$2,305,600	\$1,109,200	\$270,280	\$810,840	\$115,280
Prairie Five Rides	\$3,432,600	\$1,641,300	\$404,918	\$1,214,753	\$171,630
Prairieland Transit (SMOC)	\$566,300	\$262,150	\$68,959	\$206,876	\$28,315
Rainbow Rider Transit	\$4,179,500	\$1,970,150	\$500,094	\$1,500,281	\$208,975
Rolling Hills Transit (SEMCAC)	\$1,810,600	\$862,950	\$214,280	\$642,840	\$90,530
SMART (Cedar Valley Services)	\$4,143,300	\$2,003,150	\$483,246	\$1,449,739	\$207,165
Three Rivers Hiawathaland Transit	\$4,789,900	\$2,289,950	\$565,114	\$1,695,341	\$239,495
Timber Trails Public Transit (Kanabec County)	\$738,500	\$360,150	\$85,356	\$256,069	\$36,925
Trailblazer Transit	\$7,927,900	\$3,855,950	\$918,889	\$2,756,666	\$396,395
Transit Alternatives (Productive Alternatives)	\$2,348,500	\$1,141,750	\$272,331	\$816,994	\$117,425
Transit Connection (Tri-CAP)	\$3,481,500	\$1,665,750	\$410,419	\$1,231,256	\$174,075
Transit Connection (Tri-CAP)- New service	\$671,100	\$0	\$0	\$637,545	\$33,555
Tri-Valley Heartland Express	\$4,032,400	\$1,758,700	\$518,020	\$1,554,060	\$201,620
Community Transit (UCAP)	\$4,329,900	\$2,009,950	\$525,864	\$1,577,591	\$216,495
VINE Faith in Action, Inc. (TRUE Transit)	\$944,600	\$437,300	\$115,018	\$345,053	\$47,230
Wadena County Friendly Rider Transit	\$1,092,200	\$507,100	\$132,623	\$397,868	\$54,610
Watonwan Take Me There	\$531,700	\$243,350	\$65,441	\$196,324	\$26,585
Total	\$71,499,000	\$33,740,000	\$6,858,735	\$27,325,315	\$3,574,950

Table C-8: Other transit service operating budget

OTHER TRANSIT SERVICE	TOTAL	FEDERAL	STATE GF	STATE GMTA (MVST)	LOCAL SHARE
St. Cloud Metropolitan Transit Commission - Northstar Link	\$541,700	\$0	\$108,340	\$325,020	\$108,340
Total	\$541,700	\$0	\$108,340	\$325,020	\$108,340

Glossary

This glossary contains technical terms that may appear in the Greater Minnesota Transit Report. Many of these terms have multiple definitions; therefore, terms are defined as they are used in the context of this report.

Accessible vehicle

A public transportation vehicle that does not restrict access, is usable and provides allocated space and/or priority seating for individuals who use wheelchairs.

Americans with Disabilities Act (ADA)

The Americans with Disabilities Act passed in July 1991 and gave direction to local transit agencies to ensure full access to transportation for persons with disabilities.

Base fare

The price charged to one adult for one transit ride. It excludes transfer charges, zone charges, express service charges, peak period surcharges and reduced fares.

Bus Roadeo

An annual competition in which transit bus drivers demonstrate skills such as emergency stops and maneuvers.

Capital cost

The cost of equipment and facilities required to support transportation systems: vehicles, radios, shelters, etc.

CARES Act Funding

The CARES Act was enacted on March 27, 2020 and provides emergency assistance and health care response for individuals, families and businesses affected by the COVID-19 pandemic and provide emergency appropriations during the COVID-19 pandemic.

Commuter service

Express transit service generally connecting residential areas and activity centers via a high speed, non-stop connection.

Coordination

A cooperative arrangement among transportation providers and/or purchasers aimed at realizing increased benefits through the shared management and/or operation of one or more transportation-related functions.

Dedicated funding source

A funding source that by law, is available for use only to support a specific purpose and cannot be diverted to other uses; e.g., the federal gasoline tax can only be used for highway investments and, since 1983, for transit capital projects.

Demand response/Dial-a-Ride service

A transportation service characterized by flexible routing and scheduling of relatively small vehicles to provide door-to-door or point-to-point transportation at the user's demand.

Fare

The payment for a ride on a passenger vehicle, whether cash, tokens, transfer or pass.

Fare box

A device that accepts coins, bills, tickets and tokens given by passengers as payment for rides.

Fare box recovery ratio

Total fare revenue divided by the total operating cost.

FAST Act

The first federal law in more than a decade to provide long-term funding certainty for surface transportation infrastructure planning and investment. The FAST Act authorized \$305 billion over fiscal years 2016 through 2020 for highway, highway and motor vehicle safety, public transportation, motor carrier safety, hazardous materials safety, rail, and research, technology, and statistics programs.

Federal Transit Administration (FTA)

An operating administration within the U.S. Department of Transportation that administers federal programs and provides financial assistance to public transit.

Fixed route

Transportation service operated over a set route or network of routes on a regular time schedule.

Flexible fixed route

See route deviation.

Funding classification

Greater Minnesota public transit services are categorized according to the following classifications in Minn. Stat.174.22:

- Rural – A county or multi-county transit system serving a geographic area primarily with populations under 2,500 or a stand-alone transit system within a city of less than 2,500 people.
- Small Urban – A stand-alone transit system within a city of between 2,500 and 50,000 people.
- Urbanized – A transit system within a metropolitan area with populations greater than 50,000.
- ADA complementary paratransit – Demand response service for persons with disabilities in geographic areas where fixed route services are provided; Provision of this service is required by the Americans with Disabilities Act. This is also described in Minnesota State Statutes as “Elderly and Disabled Service.”

GM

Greater Minnesota

GMTA

Greater Minnesota Transit Assistance

Intercity bus service

Transportation between metropolitan areas and rural areas, traveling over long distances, via an over-the-road coach with luggage space.

Light rail transit

An electric railway system characterized by its ability to operate single cars or short trains along exclusive right-of-way at ground level, on aerial structures or in subways.

Motor vehicle sales tax (MVST)

A source of revenue for Minnesota public transit. The percentages of this revenue source designated for metropolitan area and Greater Minnesota transit are defined in Minn. Stat. 297B.09.

Operating expenditures

The recurring costs of providing transit service, e.g., wages, salaries, fuel, oil, taxes, maintenance, depreciation, insurance, marketing, etc.

Operating deficit

Total operating expenditures minus total operating revenue.

Operating revenue

The total revenue earned by a transit agency through its transit operations. It includes passenger fares, advertising and other revenues.

Total operating cost

The total of all operating costs incurred during the transit system calendar year, excluding expenses associated with capital grants.

Paratransit

A flexible form of public transportation service that is not provided over a fixed-route. This is a demand responsive service typically for the disabled community.

Park and ride facility

A common location, e.g., parking lot, for individuals to park their personal vehicle and board a high occupancy travel mode such as a commuter train or bus.

Pass

A means of transit payment, usually a pre-paid card that is displayed to a bus driver in lieu of cash for the fare.

Peak period

The hours when traffic or transit passenger demand is the greatest, typically during morning and afternoon commuting hours.

Public transportation

Transportation service that is available to any person upon payment of the fare either directly, subsidized by public policy, or through some contractual arrangement, and which cannot be reserved for the private or exclusive use of one individual or group. “Public” in this sense refers to the access to the service, not to the ownership of the system that provides the service.

Ridership

The total of all revenue passengers, transfer passengers on second/successive rides and free ride passengers.

Passenger trip

A measure for one person making a one-way trip from origin to destination. One round trip equals two passenger trips.

Revenue hours

The number of transit vehicle hours when passengers are being transported. Calculated by taking the total time when a vehicle is available to the general public and there is an expectation of carrying passengers. Excludes deadhead hours, when buses are moving but not carrying passengers, but includes recovery/layover time.

Route deviation

Transportation service operating on a standard route along a public right of way, from which it may deviate from time to time, in response to a demand for its service or to take a passenger to a destination, after which it returns to its standard route.

Rural Transit Assistance Program (RTAP)

The section of the Federal Transit Act of 1991, as amended, that provides funds for training, technical assistance, research and other support services for rural transit providers.

Section 5307 (Urbanized Area Formula Program)

The section of the Federal Transit Act of 1991, as amended, that authorizes grants to public transit systems in urban areas with populations of more than 50,000 for both capital and operating projects. Based on population and density figures, these funds are distributed directly to the transit agency from the FTA.

Section 5309 (Capital Program)

The section of the Federal Transit Act of 1991, as amended, that authorizes discretionary capital assistance for major capital needs, such as fleet replacement and construction of transit facilities.

Section 5310 (Elderly and Persons with Disabilities Capital Program)

The section of the Federal Transit Act of 1991, as amended, that provides grant funds for the purchase of accessible vehicles and related support equipment for private non-profit organizations to serve elderly and/or disabled people, public bodies that coordinate services for elderly and disabled, or any public body that certifies to the state that non-profits in the area are not readily available to carry out the services.

Section 5311 (Non-urbanized Area Formula Program)

The section of the Federal Transit Act of 1991, as amended, that authorizes grants to public transit systems in non-urbanized areas (fewer than 50,000 population). The funds initially go to the governor of each state. In Minnesota, MnDOT administers these funds.

Section 5339 (Facilities Program)

Provides funding to states and transit agencies through a statutory formula to replace, rehabilitate and purchase buses and related equipment and to construct bus-related facilities. In addition to the formula allocation, the Grants for Buses and Bus Facilities program (49 U.S.C. 5339) includes two discretionary components: the Bus and Bus Facilities Discretionary Program and the Low or No Emissions Bus Discretionary Program.

Service area

The geographic area that coincides with a transit system's legal operating limits; e.g., city limits, county boundary, etc.

Service hours

See revenue hours.

Service span

The duration of time that service is made available or operated during the course of the service day, e.g., 6 a.m. to 10 p.m.

Subscription service

Transportation service in which routes and schedules are prearranged to meet the needs of riders who sign up for the service in advance.

Transit

Transportation by bus, rail or other conveyance, either publicly or privately owned, that provides general or special service on a regular and continuing basis. The term includes fixed-route and paratransit services as well as ridesharing. Also known as mass transportation, mass transit, or public transit.

Transit dependent

A description for a population or person who does not have immediate access to a private vehicle, or because of age or health reasons cannot drive and must rely on others for transportation.

Vehicle Classification

MnDOT classifies transit vehicles according to the following categories:

- Class 300 – A small-size light-duty transit bus approximately 16-22 feet long with a raised roof and single or dual rear wheels (up to 12,500 lbs. gross vehicle weight rating).
- Class 400 – A medium-size light-duty transit bus approximately 20-30 feet long with a raised roof and dual rear wheels (12,300-16,000 lbs. gross vehicle weight rating).
- Class 500 – A medium-size medium-duty transit bus approximately 25-40 feet long (17,000-24,000 lbs. gross vehicle weight rating).
- Class 600 – A medium-size heavy-duty transit bus approximately 25-40 feet long (21,000-32,000 lbs. gross vehicle weight rating).
- Class 700 – A large-size heavy-duty transit bus/over-the-road bus approximately 30 feet and longer with a rear-mounted engine.

