



---

# Annual Report on Biodiesel

(As required by MINN. STAT. 239.77, subdivision 5a)

01/15/2024

---

Minnesota Department of Agriculture  
Agricultural Marketing and Development Division  
Energy and Environment Section  
625 Robert Street North  
Saint Paul, MN 55155  
Phone: 651-201-6163  
[Paul.Beamer@state.mn.us](mailto:Paul.Beamer@state.mn.us)  
[www.mda.state.mn.us](http://www.mda.state.mn.us)

This report cost approximately \$4,500 to prepare, including staff time, printing, and mailing expenses (MINN. STAT. 3.197).

Upon request, this material will be made available in an alternative format such as large print, Braille, or audio recording. Printed on recycled paper.

In accordance with the Americans with Disabilities Act, this information is available in alternative forms of communication upon request by calling 651-201-6000. TTY users can call the Minnesota Relay Service at 711. The MDA is an equal opportunity employer and provider.

**Contents**

Executive Summary .....1

    Implementation of the minimum content requirements of the statute .....1

    Price and supply of biodiesel fuel.....2

    Impacts of the biodiesel minimum content requirements .....2

Introduction.....3

Background.....3

    Diesel basics.....3

    What is “biodiesel” .....3

    Biodiesel in Minnesota .....3

    The Biodiesel Task Force .....4

    Economic, health, and environmental benefits of biodiesel.....4

    Performance of biodiesel in vehicles.....5

Implementation of the Biodiesel Minimum Content Requirement .....5

    B10 and B20 minimum content requirements.....5

Price and Supply of Biodiesel .....6

    Federal policy and its influence on biodiesel price and supply .....7

    The Renewable Fuel Standard, Renewable Identification Numbers, and Renewable Volume Obligations .....7

    Federal Biodiesel Blenders Tax Credit .....7

    Price .....7

    Supply .....8

Impacts of Biodiesel Minimum Content Requirements on Production Capacity and Feedstocks..... 10

Appendix A: Estimated Minnesota Diesel Consumption and Production Trends..... 11

Appendix B: Summary of Calls to Diesel Help Line..... 12

Appendix C: Price and Production Data ..... 13

Appendix D: 2023 Waivers ..... 15

## Executive Summary

As required by the Biodiesel Content Mandate (MINN. STAT. 239.77, subdivision 5a), this report contains information on:

- Implementation of the minimum content requirements of the statute.
- The price and supply of biodiesel fuel.
- The impacts of the biodiesel mandate on the development of biodiesel production capacity in the state and the use of feedstock grown or raised in the state for biodiesel production.

Biodiesel is defined as (MINN. STAT. 239.77, subdivision 1b):

“...a renewable, biodegradable, mono alkyl ester combustible fuel that is derived from agricultural and other plant oils or animal fats that meets American Society of Testing and Materials (ASTM) specification D6751-11b for Biodiesel Fuel (B100) Blend Stock for Distillate Fuels...”

Biodiesel in Minnesota is produced from soybeans, corn, and recycled fats, oils, and greases. In general practice, biodiesel is blended with diesel fuel.

### Implementation of the minimum content requirements of the statute

Minnesota was the first state in the U.S. to require the use of biodiesel. Through its Biodiesel Content Mandate statute, Minnesota has a requirement for all No. 2 diesel fuel sold or offered for sale to have a certain minimum biodiesel content. The initial content requirement, passed in 2002 and implemented in 2005, was a 2% biodiesel blend (B2). The current content requirement is 20% (B20).

The statute was amended in 2008 to add provisions for moving the blending requirement to 5%, 10%, and 20% (B5, B10, and B20). The B10 and B20 minimum content requirements are effective only during the warm-weather months of April through September. The content level reverts to B5 during the cold-weather months of October through March, when changes in viscosity of diesel fuels (known as “gelling” or “waxing”) can cause performance problems in engines.

The statute also provides that, before the B10 or B20 content levels can be implemented, the commissioners of the Minnesota Department of Agriculture (MDA), the Minnesota Department of Commerce (Commerce), and the Minnesota Pollution Control Agency (MPCA) must determine whether four statutory conditions have been met. These conditions involve federal standards for blend specifications, the production capacity of biodiesel in Minnesota, the amount of infrastructure and regulatory protocol for biodiesel blending, and the source of feedstocks.

There are also safeguards (sometimes referred to as “off ramps”) written into the law that allow for adjustments to the mandate if certain circumstances occur. These “off ramps” include a temporary suspension by the commissioner of Commerce if there is a shortage of fuel or a problem with fuel quality, and an adjustment of the mandate by Governor’s Executive Order if a price disparity will cause economic hardship to retailers of diesel fuel.

B5 was implemented in 2009, B10 was implemented in 2014, and B20 was implemented in 2018.

## Price and supply of biodiesel fuel

The price of diesel fuel offered for sale in Minnesota is affected by multiple factors, including the price of components (petroleum diesel and biodiesel), and state and federal policies. Most important among federal policies are the Renewable Fuel Standard and the Biodiesel Blenders Tax Credit.

The supply of biodiesel is affected by blending requirements, federal policy, feedstock supply, and the demand for biodiesel from retailers, driven in part by the state mandate.

This report provides information on the prices and supply of biodiesel and factors affecting price and supply.

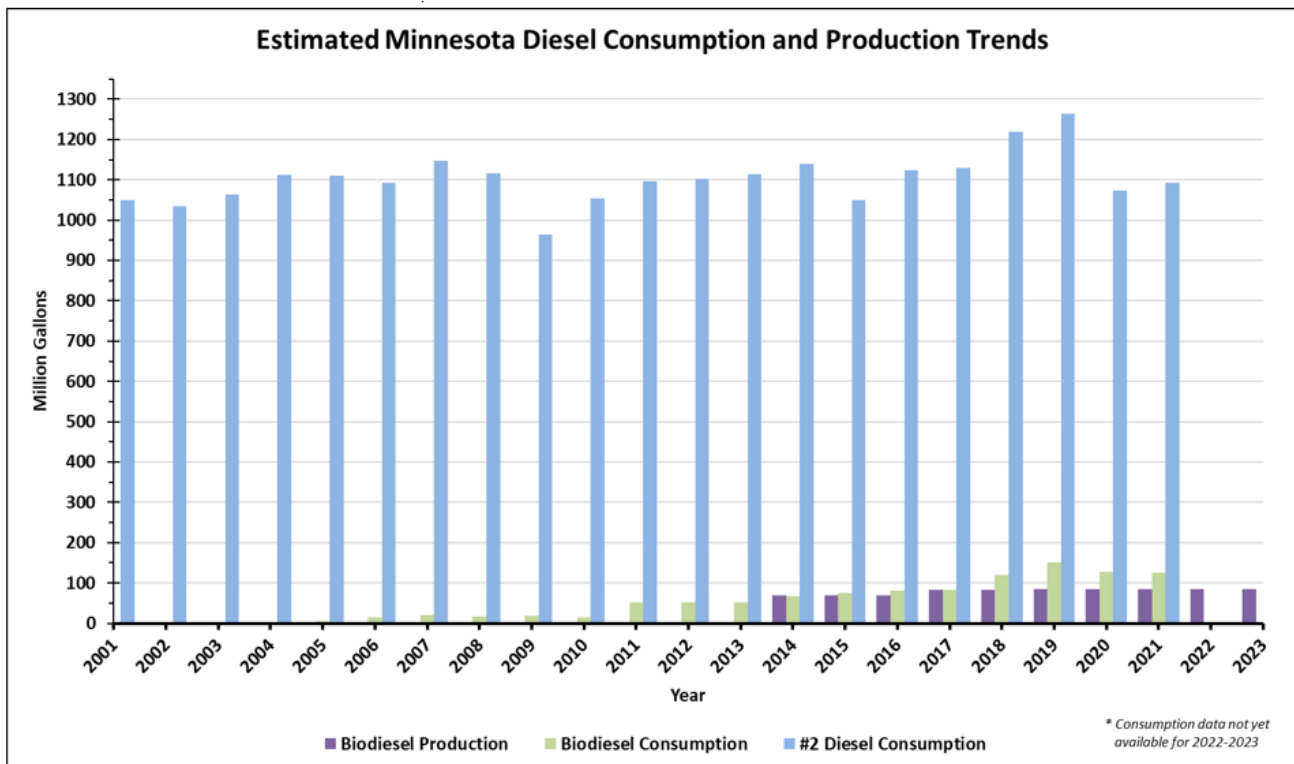
## Impacts of the biodiesel minimum content requirements

It is not possible to demonstrate a cause-and-effect relationship between the minimum content requirements and production capacity or feedstock use. It is, however, reasonable to assume that the minimum content requirements have had a significant effect on both production and feedstock use.

Current production capacity and feedstock trends:

- Minnesota biodiesel consumption in 2016 was 77 million gallons (mg), representing nearly 8% of the 1 billion gallons per year of diesel consumption in Minnesota. The amount of biodiesel produced in Minnesota in 2016 was 74 mg, representing 96% of consumption.
- Biodiesel consumption in Minnesota in 2021 was 124 mg, representing 11.4% of the nearly 1.1 billion gallons per year of diesel consumption within Minnesota. Additionally, 85 mg of biodiesel was produced in 2021, representing 68.5% of biodiesel consumption and demand (Figure 1 – see [Appendix A](#) for data table).
- As of 2023, production capacity within Minnesota is estimated to be 85 million gallons per year (mgy). There are currently three biodiesel producers, making Minnesota the eighth largest producer in the nation.

**Figure 1. No 2 diesel and biodiesel consumption and production trends 2001-2023 within Minnesota (in millions of gallons) (Source: U.S. Energy Information Agency).**



## Introduction

This report is required by the Minnesota Legislature (MINN. STAT. 239.77, subdivision 5a):

“Beginning in 2009, the commissioner of agriculture must report by January 15 of each year to the chairs and ranking minority members of the legislative committees and divisions with jurisdiction over agriculture policy and finance regarding the implementation of the minimum content requirements in subdivision 2, including information about the price and supply of biodiesel fuel. The report shall include information about the impacts of the biodiesel minimum content requirements on the development of biodiesel production capacity in the state, and on the use of feedstock grown or raised in the state for biodiesel production. The report must include any written comments received from members of the biodiesel fuel task force by January 1 of that year designated by them for inclusion in the report.”

## Background

### Diesel basics

There are three different classes of diesel fuel based on the ability of the fuel to flow (“viscosity” and “pour point”). No. 2 diesel (often shown as “#2”) is standard diesel fuel used in warm-weather months. No. 1 (#1, a.k.a. kerosene) diesel is a lighter fuel which is often mixed with No. 2 diesel in winter months. No. 1 diesel is exempt from the biodiesel content mandate. No. 4 (#4) diesel is a heavy fuel not typically used in vehicles.

### What is “biodiesel”

Biodiesel is defined as (MINN. STAT. 239.77, subdivision 1b):

“...a renewable, biodegradable, mono alkyl ester combustible fuel that is derived from agricultural and other plant oils or animal fats that meets American Society of Testing and Materials (ASTM) specification D6751-11b for Biodiesel Fuel (B100) Blend Stock for Distillate Fuels...”

In general practice, biodiesel is blended with petroleum diesel fuel. According to ASTM International (formerly known as the American Society of Testing and Materials), diesel fuel (ASTM D975) can contain up to 5% biodiesel. A separate standard exists for blends of B6 to B20 (ASTM D7467).

### Biodiesel in Minnesota

Biodiesel in Minnesota is produced from soybeans, corn, and recycled fats, oils, and greases. Biodiesel production adds value to all these commodities.

Biodiesel is considered an advanced biofuel as well as “biomass-based diesel” in the Renewable Fuel Standard’s classification of renewable fuels. Advanced biofuels under that classification must demonstrate at least a 50% greenhouse gas benefit over the fossil fuel that it replaces. Biodiesel has a positive energy balance, producing 5.54 units of energy for every unit of fossil energy consumed over its lifecycle (A. Pradhan et al. *Energy Life-Cycle Assessment of Soybean Biodiesel Revisited*. Transactions of the ASABE, Vol. 54(3), pages 1031-1039.) Biodiesel

produced from waste and recycled oils has some of the lowest carbon intensity ratings in the California Air Resources Board system because of its ability to reduce greenhouse gas emissions over the fuels' production and use lifecycle.

Minnesota has a minimum content requirement for all No. 2 diesel fuel (see item number 1, "Classes of diesel fuel" under Technical Notes at the end of this report) sold or offered for sale in the state. No. 2 diesel fuels sold in Minnesota are required to have a minimum biodiesel content of 20% (a biodiesel blend known as "B20") during the warm-weather months of April through September. The content level reverts to a blend of 5% biodiesel (B5) during the cold-weather months of October through March, when changes in viscosity of diesel fuels (known as "gelling" or "waxing") can cause performance problems in engines. However, from April 1 through April 14, fuel sellers are allowed a minimum blend of 10% biodiesel (B10) to provide "ramp-up time" to transition their diesel inventory from B5 to B20, so the actual effective date of the B20 content requirement is April 15. In summary, the content requirements are:

- October 1 through March 31: B5
- April 1 through April 14: B10
- April 15 through September 31: B20

## **The Biodiesel Task Force**

The MDA established the Biodiesel Task Force in 2003 to help the state carry out its biodiesel minimum content requirements. Since then, the task force has met on an ad-hoc basis to discuss issues related to biodiesel production and its use. Sub-teams have been formed to address more specific issues such as cold weather operability.

The Biodiesel Task Force members are appointed by the commissioner of agriculture. Task force members apply through the Minnesota Secretary of State's Open Appointments process.

## **Economic, health, and environmental benefits of biodiesel**

The MDA's 2017 study, [Economic Impact of the Minnesota Biodiesel Industry \(PDF\)](#), determined that the economic impact of Minnesota's 2016 biodiesel production, including direct, indirect, and induced impacts, was \$1.7 billion. The total employment impact was estimated as 5,397 jobs. One million gallons of biodiesel production was found to contribute \$2.8 million in statewide economic output, supporting 73 jobs.

Minnesota currently ranks eighth among U.S. states in biodiesel production. Due to improved efficiencies at the plants, total Minnesota biodiesel plant capacity has increased from an original nameplate capacity of 63 mgy to 85 mgy (see Table 1 on page 9).

According to the National Biodiesel Board, biodiesel increased the value of a bushel of soybeans by 63 cents between 2006 and 2015. This increased the value of soybean oil to U.S. farmers by \$18.8 billion and decreased the price of soybean meal (primarily used as a protein source in animal feeds) by up to \$48 per ton.

The use of biodiesel and biodiesel/diesel blends reduces almost all forms of air pollution compared to petroleum diesel, with the most important reductions being air toxics and cancer-causing compounds. Biodiesel also

reduces greenhouse gas emissions, since it is a replacement for a fossil fuel (for more information, see the [U.S. Department of Energy Alternative Fuel Data Center](#)).

## Performance of biodiesel in vehicles

B5 has been used in winter months since it was first implemented in Minnesota in 2009. The current standard for diesel fuel, ASTM D975, includes up to 5% biodiesel content.

The current blending requirement for B20 was implemented on May 1, 2018. It is in effect for the warm-weather months of April through September, and then reverts to B5 for the cold-weather months of October through March, when changes in viscosity of diesel fuels (known as “gelling” or “waxing”) can cause performance problems in engines.

A privately-operated service, the Minnesota Diesel Helpline (800-929-3437 or [info@megcorpmin.com](mailto:info@megcorpmin.com)), is available to Minnesotans who experience problems with diesel fuel of any type. Anyone experiencing a problem with diesel fuel is encouraged to call and, if needed, arrange to submit samples to the Help Line. Diesel fuel problems are analyzed to determine the root cause, and, when possible, are traced to a specific fueling source.

A summary of calls to the Minnesota Diesel Help Line can be found in [Appendix B](#).

The MDA publishes the [Minnesota B20 Handling Guide \(PDF\)](#), a booklet providing useful information for retailers getting ready for both the B20 and winter biodiesel blend seasons.

## Implementation of the Biodiesel Minimum Content Requirement

Minnesota was the first state in the U.S. to require the use of biodiesel in 2002, followed by Washington in 2006. Currently, 17 states have mandates for biodiesel blends. The original biodiesel minimum content requirement, adopted in 2002 (Laws of Minnesota 2002, chapter 244), specified blending of at least 2% biodiesel fuel oil with all diesel transportation fuel sold or offered for sale in Minnesota. The implementation date was September 29, 2005.

In 2008, the Minnesota Legislature amended the statute to add provisions for moving the blending requirement to 5%, 10%, and 20% (Laws of Minnesota 2008, chapter 297, article 1, section 51). All three dates were set to May 1: 2009 for B5, 2012 for B10, and 2015 for B20.

### B10 and B20 minimum content requirements

The Biodiesel Use Mandate (MINN. STAT. 239.77) provides that the 10% and 20% (B10 and B20) minimum content levels go into effect only after the commissioners of the MDA, MPCA, and Commerce have consulted with the Biodiesel Task Force and determined that four conditions specified in the law had been met, notice has been published in the State Register, and notice has been provided to certain specified legislative chairs. These conditions in statute are:



- (1) an American Society for Testing and Materials specification or equivalent federal standard exists for the next minimum diesel-biodiesel blend;
- (2) a sufficient supply of biodiesel is available, and the amount of biodiesel produced in this state from feedstock with at least 75 percent that is produced in the United States and Canada is equal to at least 50 percent of anticipated demand at the next minimum content level;
- (3) adequate blending infrastructure and regulatory protocol are in place in order to promote biodiesel quality and avoid any potential economic disruption; and
- (4) at least five percent of the amount of biodiesel necessary for that minimum content level will be produced from a biological resource other than an agricultural resource traditionally grown or raised in the state, including, but not limited to, algae cultivated for biofuels production, waste oils, and tallow.

There are also safeguards (sometimes referred to as “off ramps”) written into the law that allow for adjustments to the minimum content requirements if certain circumstances occur. These “off ramps” include a temporary suspension by the commissioner of Commerce if there is a shortage of fuel or a problem with fuel quality, and an adjustment of the minimum content requirements by Governor’s Executive Order if a price disparity will cause economic hardship to retailers of diesel fuel.

The B10 blending date was postponed in 2011 due to inadequate blending infrastructure, specifically in the southwest region of the state, and due to inadequate regulatory protocol. The opening of a biodiesel blending site in Sioux Falls, S.D., in late 2012, and the institution of new regulatory protocol that tracked the biodiesel content in all shipments of fuel, cleared the way for the B10 blending level to be approved. B10 was implemented on July 1, 2014.

In July 2017, after an interagency review, and in consultation with the Minnesota Biodiesel Task Force, stakeholders, and technical experts, the three agency commissioners (MDA, Commerce, and MPCA) determined that the four conditions had been met. Minnesota implemented the B20 content requirement on schedule on May 1, 2018, although shortly thereafter, the commissioner of Commerce used one of the previously mentioned “off ramps” to temporarily suspend the B20 minimum content requirement (allowing the content requirement to remain at B10) due to a short-term problem with biodiesel supply. The B20 content requirement resumed on July 1, 2018.

The statute was amended in 2018 to provide the previously mentioned “ramp-up time” of April 1 through April 14, in which a blend of B10 may be sold. This provides an opportunity for fuel sellers to transition their diesel inventory from B5 to B20.

## **Price and Supply of Biodiesel**

In addition to market forces, the price of diesel fuel offered for sale in Minnesota is affected by factors including the price of components (petroleum diesel and biodiesel), state and federal policies, and most importantly, the federal Renewable Fuel Standard and the Biodiesel Blenders Tax Credit.

The supply of biodiesel is affected by blending requirements, federal policy, and the demand for biodiesel from retailers, driven in part by the state minimum content requirements.

This section will briefly describe the federal policy drivers of biodiesel prices and supply, and then will provide information on prices and supply.

## Federal policy and its influence on biodiesel price and supply

As stated above, the most important federal policies affecting price and supply are the Renewable Fuel Standard and the Biodiesel Blenders Tax Credit, which together effectively lower the net price of unblended biodiesel fuel (B100).

### The Renewable Fuel Standard, Renewable Identification Numbers, and Renewable Volume Obligations

The federal [Renewable Fuel Standard \(RFS\)](#) requires that every gallon of biofuel produced carries with it a Renewable Identification Number (RIN). The RIN is used by the obligated party to show compliance with the RFS. RINs can be used (or “retired”) by an obligated party in two ways:

1. Gallons of biofuel are blended with petroleum fuels. Once biofuel is blended, the RIN can be “separated” from the fuel with which it is associated and retired.
2. RINs can be purchased in the RIN market. Obligated parties that blend more fuel than their obligation requires, or fuel distributors that are not refiners and/or importers of petroleum (also referred to as “third party blenders”), can sell RINs into the market after fuel is blended.

In the second case above, the value obtained by selling the RIN represents another income stream for the obligated party who has met their obligation, or a third-party blender who has no obligation under the RFS.

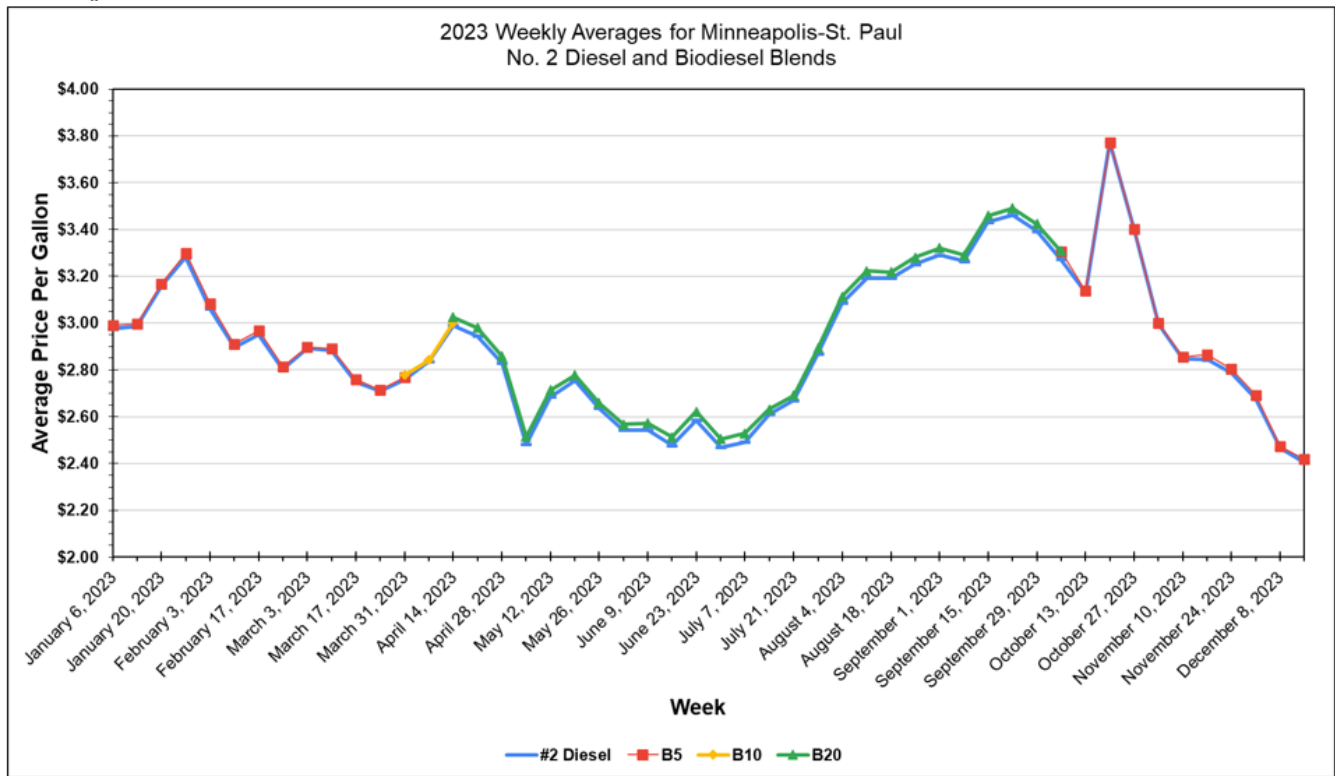
### Federal Biodiesel Blenders Tax Credit

The federal Biodiesel Blenders Tax Credit was first implemented in 2005. This allowed blenders of biodiesel and renewable diesel (renewable diesel being ASTM D975 specification renewable fuel) to claim \$1 per gallon against their federal tax liability. The tax credit expired at the ends of 2009, 2011, 2013, and 2016. In the years 2009, 2011, 2013, and 2018, the tax credit was reinstated late in the next year (or very early in the following year) and made retroactive, such that all years from 2005 through 2017 were covered by the credit. In December 2019 the credit was made retroactive for 2018 and 2019 and extended through 2022. The federal Inflation Reduction Act passed in 2022 extends the biodiesel blender tax credit through December 31, 2024.

### Price

The MDA subscribes to weekly reports on oil prices (prepared by the Oil Price Information Service using AXXIS software). Figure 2 shows “rack prices” of unblended No. 2 diesel fuel and average prices of biodiesel blends at Minneapolis-St. Paul terminals (see [Appendix C](#) for data table). The prices of diesel fuel and biodiesel blends track closely.

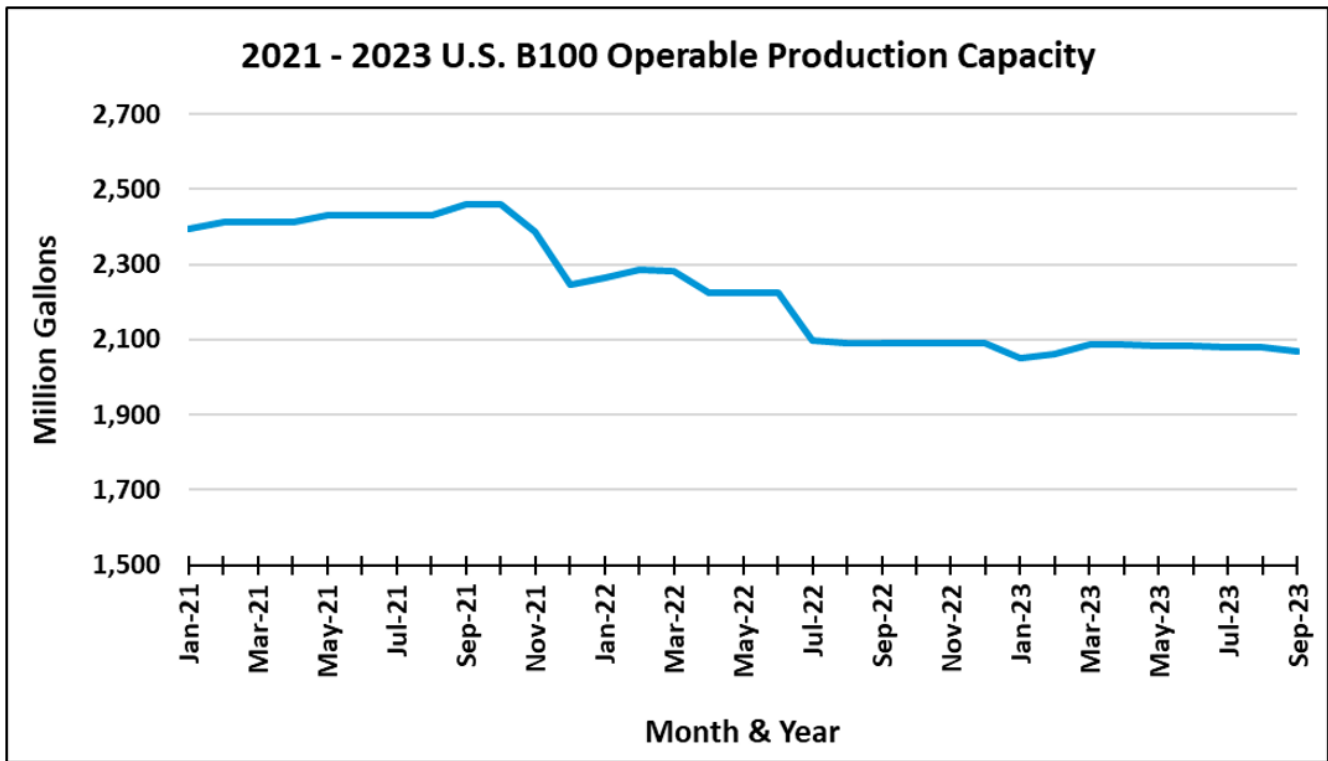
**Figure 2. No 2 diesel and biodiesel blend (B5, B10, and B20) weekly average rack prices for Minneapolis-St. Paul (Source: Oil Price Information Service). Prices shown only for weeks in which the respective content requirements are in effect.**



## Supply

Monthly biodiesel production numbers are available from the U.S. Energy Information Agency (EIA). The EIA previously reported monthly production by Petroleum Administration for Defense District (PADD). Minnesota is included in PADD2 (Midwest). Beginning January 2021, the EIA Monthly Biodiesel Production Report contains total national biodiesel operable production capacity. Previous Biodiesel legislative reports have included PADD2 biodiesel production data, however that data is no longer available. Figure 3 shows the monthly national biodiesel production trend from 2021 to 2023 (see Appendix C for data table).

**Figure 3. National biodiesel (B100) production, January 2021 through September 2023 (in millions of gallons)**  
 (Source: U.S. Energy Information Agency). Trendline shows downward trend in production.



The nameplate capacity that the three Minnesota biodiesel plants were constructed to originally produce was 63 mgy. Expansion and efficiency improvements in recent years have allowed the plants to increase production levels. The current capacity recognized by the [U.S. Energy Information](#) totals 85 mgy. Table 1 shows a breakdown of these capacities by plant.

**Table 1. Current Minnesota biodiesel plant production capacities.**

Plant — Location	Production Capacity (mgy)
Ever Cat Fuels — Isanti	3
Minnesota Soybean Processors — Brewster	36
Renewable Energy Group (REG) — Albert Lea	46
<b>Total</b>	<b>85</b>

The Biodiesel Content Mandate specifies:

“At least five percent of the amount of biodiesel necessary for that minimum content level will be produced from a biological resource other than an agricultural resource traditionally grown or raised in the state, including, but not limited to, algae cultivated for biofuels production, waste oils, and tallow.”

Where the majority of biodiesel was produced from soybeans in the early days of Minnesota's minimum biodiesel blending requirement, production now uses a variety of feedstocks. Minnesota Soybean Processors is a full-crush soybean processing facility and uses soybean oil exclusively for its biodiesel production. Ever Cat Fuels' 3 mgy plant uses a high temperature, high pressure catalytic transesterification process, and uses alternative feedstocks such as recycled oils. REG Company upgraded its plant to process a wide variety of oil feedstocks. In recent years REG has used distiller's corn oil with a minority amount of used cooking oil and other alternative feedstocks. The overall trend for Minnesota facilities has been increased diversification of feedstocks, such that non-traditional agricultural oil feedstock is currently higher than 5% for the total biodiesel produced.

Occasionally, there are disruptions in biodiesel supply, typically related to equipment or tank maintenance. Low biodiesel supplies at terminals can cause outages for individual distributors, which can cause distributors to purchase biodiesel at another terminal, or outside the terminal distribution system through a third-party blender or by going directly to the biodiesel plants. The statute provides for fuel suppliers to obtain a waiver from the Commerce department should there be a period of biodiesel fuel shortage or a problem with biodiesel quality.

Under this waiver authority (MINN. STAT. 239.77, subdivision 2b), Commerce's Weights & Measures Division granted a total of four waivers during 2023. A list of all biodiesel waivers in 2023 is included in [Appendix D](#). During 2023, only four waivers were reported compared to the 18 waivers reported in 2022.

## **Impacts of Biodiesel Minimum Content Requirements on Production Capacity and Feedstocks**

It is not possible to demonstrate a cause-and-effect relationship between the minimum content requirements and production capacity or feedstock use. It is, however, reasonable to assume that the minimum content requirements have had a significant effect on both production and feedstock use.

Current production capacity and feedstock trends:

- Production had increased from the amount represented by the initial B2 minimum content requirement— 16 mgy — to 85 mgy in 2021.
- Production in 2021 was from diverse feedstocks: soybeans were the feedstock of 45% of biodiesel in the state, while other oils, fats, and greases comprised the remaining 55% of the feedstock.
- Biodiesel consumption in Minnesota in 2016 was 77 mg, representing nearly 8% of the 1 billion gallons per year of diesel consumption in Minnesota. The amount of biodiesel produced in Minnesota in 2016 was 74 mg, representing 96% of consumption.
- Biodiesel consumption in Minnesota in 2021 was 124 mg, representing 11.4% of the 1.1 billion gallons per year of diesel consumption within Minnesota. Additionally, 85 mg of biodiesel was produced in 2021, representing 68.5% of biodiesel consumption and demand.
- As of 2023, production capacity within Minnesota is estimated to be 85 mgy. There are currently three biodiesel producers, making Minnesota the eighth largest producer in the nation.

Over the period since the B20 minimum content requirement has been in effect, the amount of biodiesel produced in Minnesota has exceeded 50% of biodiesel consumption in the state.

## Appendix A: Estimated Minnesota Diesel Consumption and Production Trends

**Table 2. No 2 diesel and biodiesel consumption and production trends 2001-2023 within Minnesota (in millions of gallons) (Source: U.S. Energy Information Agency).**

Year	Biodiesel Production in Million Gallons	Biodiesel Consumption in Million Gallons	#2 Diesel Consumption in Million Gallons
2001	0	0.588	1050
2002	0	0.966	1035
2003	0	0.798	1064
2004	0	1.554	1111
2005	0	5.25	1110
2006	0	15.078	1093
2007	0	20.454	1148
2008	0	17.556	1116
2009	0	18.606	965
2010	0	15.036	1054
2011	0	51.198	1097
2012	0	52.038	1102
2013	0	52.416	1114
2014	69	67.074	1140
2015	69	74.928	1050
2016	69	81.816	1124
2017	83	82.278	1130
2018	83	119.112	1220
2019	85	150.78	1265
2020	85	128.142	1073
2021	85	124.698	1093
2022	85	not yet available	not yet available
2023	85	not yet available	not yet available

## Appendix B: Summary of Calls to Diesel Help Line

**Date:** January 4, 2024

**To:** Paul Beamer, Minnesota Department of Agriculture

**From:** Lisa Pedderson, MEG Corp

**Re:** Minnesota Diesel Helpline Summary



The Minnesota Diesel Helpline serves as a resource to assist individuals and organizations with diesel fuel questions, provide guidance regarding fuel storage and handling best practices and investigate the cause of fuel-related issues through testing and analysis. Diesel fuel suppliers, retailers and end-users are encouraged to contact the Helpline regarding any diesel or biodiesel question or issue.

Questions received by the Helpline typically include questions regarding specific requirements of the mandate (blend requirements, clarifications on exemptions), vehicle compatibility and warranties, guidance for blending transitions in spring and fall, fuel specifications, availability, and storage and handling tips.

Following is a summary of the issues handled by the Minnesota Diesel Helpline for the period of January 1 – December 31, 2023 as determined by testing and analysis of fuel and filter samples:

	<b>ISSUE</b>	<b>2023</b>	<b>2022</b>
	<b>No problem with fuel</b>	43%	34%
	<b>High water</b>	26%	31%
	<b>Oxidation</b>	17%	17%
	<b>Microbial (without the presence of water)</b>	5%	9%
	<b>Other</b>	5%	6%
	<b>Sediment</b>	3%	3%
	<b>Fuel not blended for winter</b>	0%	0%
	<b>Could not be determined with sample provided</b>	0%	0%
	<b>Biodiesel contaminants</b>	0%	0%

Of the many issues the Helpline did troubleshoot, 43 percent did not indicate a problem with the fuel sample submitted, suggesting the problem may be mechanical, present in another fuel source not submitted, or due to another factor not attributed to the fuel characteristics, such as fueling infrastructure set up, filter type, etc. In some of these cases, “filter plugging” was noted when the fuel sample was submitted, but the filter was not provided for testing. We recommend providing filters for testing when filter plugging occurs.

“Other” consisted of a variety of issues including contamination with DEF, presence of DRA, and use of cellulose media filter/small micron size filter.

Most of the issues submitted can be prevented by following recommended best practices. The Minnesota Diesel Helpline continues to provide best practices education and training for fuel suppliers and end users and encourages interested parties to contact the Helpline at (800) 929-3437 or [info@megcorpnmn.com](mailto:info@megcorpnmn.com).

**MEG Corp**

13800 24<sup>th</sup> Ave N, Suite 300 Plymouth, MN 55441 (952) 473-0044

## Appendix C: Price and Production Data

Table 3. No 2 diesel and biodiesel blend (B5, B10, and B20) weekly average rack prices for Minneapolis-St. Paul (Source: Oil Price Information Service). Prices shown only for weeks in which the respective content requirements are in effect.

Week Ending	#2 Diesel (\$USD)	B5 (\$USD)	B10 (\$USD)	B20(\$USD)
1/6/2023	2.977	2.992	--	--
1/13/2023	2.985	2.997	--	--
1/20/2023	3.159	3.168	--	--
1/27/2023	3.282	3.301	--	--
2/3/2023	3.063	3.085	--	--
2/10/2023	2.897	2.911	--	--
2/17/2023	2.951	2.968	--	--
2/24/2023	2.803	2.815	--	--
3/3/2023	2.892	2.898	--	--
3/10/2023	2.883	2.890	--	--
3/17/2023	2.749	2.758	--	--
3/24/2023	2.709	2.714	--	--
3/31/2023	2.757	2.768	2.778	--
4/7/2023	2.837	--	2.843	--
4/14/2023	2.991	--	3.002	3.025
4/21/2023	2.945	--	--	2.981
4/28/2023	2.830	--	--	2.858
5/5/2023	2.482	--	--	2.514
5/12/2023	2.685	--	--	2.714
5/19/2023	2.755	--	--	2.778
5/26/2023	2.637	--	--	2.660
6/2/2023	2.543	--	--	2.567
6/9/2023	2.544	--	--	2.572
6/16/2023	2.477	--	--	2.513
6/23/2023	2.585	--	--	2.623
6/30/2023	2.469	--	--	2.505
7/7/2023	2.492	--	--	2.529
7/14/2023	2.611	--	--	2.633
7/21/2023	2.670	--	--	2.691
7/28/2023	2.870	--	--	2.894
8/4/2023	3.087	--	--	3.114
8/11/2023	3.193	--	--	3.223
8/18/2023	3.192	--	--	3.219
8/25/2023	3.252	--	--	3.281
9/1/2023	3.291	--	--	3.321
9/8/2023	3.265	--	--	3.291
9/15/2023	3.433	--	--	3.460
9/22/2023	3.463	--	--	3.492
9/29/2023	3.394	--	--	3.424
10/6/2023	3.272	3.306	--	3.308
10/13/2023	3.131	3.139	--	--
10/20/2023	3.775	3.773	--	--



Week Ending	#2 Diesel (\$USD)	B5 (\$USD)	B10 (\$USD)	B20(\$USD)
10/27/2023	3.393	3.401	--	--
11/3/2023	2.994	3.002	--	--
11/10/2023	2.848	2.856	--	--
11/17/2023	2.844	2.866	--	--
11/24/2023	2.788	2.803	--	--
12/1/2023	2.679	2.693	--	--
12/8/2023	2.465	2.472	--	--
12/15/2023	2.406	2.420	--	--

**Table 4. National biodiesel (B100) production, January 2021 through September 2023 (in millions of gallons)  
(Source: U.S. Energy Information Agency).**

Month-Year	Biodiesel (B100) Production (million gallons)
January-21	2,395
February-21	2,411
March-21	2,411
April-21	2,411
May-21	2,429
June-21	2,429
July-21	2,431
August-21	2,431
September-21	2,461
October-21	2,461
November-21	2,389
December-21	2,245
January-22	2,263
February-22	2,285
March-22	2,284
April-22	2,225
May-22	2,223
June-22	2,223
July-22	2,097
August-22	2,092
September-22	2,092
October-22	2,092
November-22	2,092
December-22	2,090
January-23	2,051
February-23	2,063
March-23	2,087
April-23	2,087
May-23	2,082
June-23	2,082
July-23	2,080
August-23	2,080
September-23	2,070

## Appendix D: 2023 Waivers

**Table 5. Waivers of the biodiesel requirement as reported by the Minnesota Department of Commerce, Weights & Measures Division.**

Reason	Mandate Level	Begin Outage	Duration (hours)	Duration (days)
Maintenance	B5	1/11/23 5:30	9:30:00	0.40
Unplanned Maintenance	B20	5/23/23 17:00	306:00:00	12.75
Unplanned Maintenance	B20	6/12/2023 7:00	5:00:00	0.21
Planned Maintenance	B20	6/26/2023 23:45	6:45:00	0.75