



---

# Medical Education and Research Cost (MERC) Grant Distribution

Report to Minnesota Legislature 2023

09/08/2023

## **Medical Education and Research Cost (MERC) Grant Distribution 2023**

Minnesota Department of Health  
Office of Rural Health & Primary Care  
PO Box 64882  
St. Paul, MN 55164-0882  
651-201-3566  
[health.merc@state.mn.us](mailto:health.merc@state.mn.us)  
[www.health.state.mn.us](http://www.health.state.mn.us)

As requested by Minnesota Statute 3.197: This report cost approximately \$2,000 to prepare, including staff time, printing, and mailing expenses.

*Upon request, this material will be made available in an alternative format such as large print, Braille, or audio recording.  
Printed on recycled paper.*

**Table of Contents**

- Medical Education and Research Cost (MERC) Grant Distribution..... 1**
- Background..... 4
- Reporting ..... 5
- Funding ..... 5
- Application Process ..... 5
- Applicants and Grant Recipients ..... 6
  - Sponsoring Institutions ..... 6
  - Provider Types..... 7
  - Training Facility Types..... 10
  - County ..... 12
  - Clinical Training Facilities ..... 14
- Conclusion and Next Steps ..... 18
- Appendix A – MERC Grant Applicants Receiving Funds ..... 20

## Background

The Medical Education and Research Costs (MERC) Program was established in 1996 as a way of recognizing the need for, and value of, investing in medical education to ensure a well-training health care workforce and high-quality health care system for all Minnesotans. The MERC program was one significant effort to help balance the costs of clinical training so those facilities that provided this necessary training were not forced to compete at a disadvantage with those health systems that did not. The MERC program provides support and funding for these teaching activities under the guidance of a committee of stakeholders and medical education professionals.

The Commissioner of Health has been responsible for administering the MERC program since 1998. Since its first year of funding in 1997, the MERC program has distributed nearly \$1.2 billion to hospitals, clinics, and other clinical training facilities throughout Minnesota to help cover the cost of training health professionals.

Grants are determined through a distribution formula established in Minnesota Statutes, section 62J.692, and approved by the Centers for Medicare and Medicaid (CMS) through an 1115 Waiver. The current formula calculates the total Medicaid revenue pool across all eligible sites and then determines the percentage of total Medicaid revenue associated with each clinical training facility. This percentage is then applied to the amount of available funding to calculate each facility's grant. The grants to clinical training facilities cannot exceed the facility's reported clinical training expenditures, nor can they exceed the 95th percentile grant per FTE cap. Facilities must provide at least 0.1 FTE (208 clinical hours) of training. Facilities that would receive grants of less than \$5,000 do not qualify for MERC funding, and their funding is redistributed among those that qualify.

Debate over the formula has focused on whether the program should be designed to support clinical training wherever it occurs or focus on supporting clinical training in facilities that have a larger share of the Medicaid business. Medicaid funds have been the major source of the program's appropriation, which, for the past ten years, has led to primarily supporting those facilities that serve a larger share of patients using Medicaid.

In 2021, CMS did not renew the 1115 waiver that authorized the distribution formula for the MERC program, and gave a temporary extension through 2022. In 2023, the Legislature approved a new method of distribution for the MERC program, and the Department of Human Services is in the process of seeking approval from CMS for the distributions that will occur in future years.

Additional background information and details on past distributions can be found at <http://www.health.state.mn.us/divs/hpsc/hep/merc/publications/index.html>.

## Reporting

Throughout this report, the current funding year reflects state fiscal year 2023; the ‘data year’ reflects fiscal year 2021 clinical training, which is the reference year for data in the MERC application. Numbers are rounded for reporting purposes.

## Funding

The MERC grant was funded in state fiscal year 2023 through a carve-out from the Prepaid Medical Assistance Program (PMAP) rates, an appropriation from Minnesota’s cigarette tax and federal matching funds, and appropriations from the state General Fund and the Health Care Access Fund. The distribution to clinical training facilities totaled \$59,127,000.

**Table 1 - MERC Funding**

<b>MERC Funding</b>	<b>Amount</b>
<b>PMAP Funds</b>	<b>\$49,552,000</b>
<b>Cigarette Tax Funds</b>	<b>\$7,575,000</b>
Cigarette tax appropriation	\$3,937,000
Less administration*	-\$149,500
Federal match	\$3,787,500
<b>General Fund</b>	<b>\$1,000,000</b>
<b>Health Care Access Fund</b>	<b>\$1,000,000</b>
<b>Overall Funding</b>	<b>\$59,127,000</b>

\* A maximum of \$150,000 of the funds dedicated to the commissioner under section [297F.10, subdivision 1](https://www.revisor.mn.gov/statutes/cite/297F.10) (<https://www.revisor.mn.gov/statutes/cite/297F.10>) may be used by the commissioner for administrative expenses associated with implementing the MERC program.

## Application Process

Grant applications for clinical training in Minnesota are submitted to the Minnesota Department of Health by sponsoring institutions. These sponsoring institutions coordinate the grant process on behalf of their accredited teaching programs and the facilities providing clinical training for the program’s trainees.

## Applicants and Grant Recipients

### Sponsoring Institutions

In total, 27 sponsoring institutions submitted grant applications. These sponsoring institutions were applying on behalf of 335 teaching programs whose students/residents received clinical training in Minnesota during the teaching programs' 2021 fiscal year.

The grant payments listed in Table 2 were distributed in April 2023. Since the grant was designed to offset costs at clinical training facilities, not the sponsoring institution, the sponsoring institutions are required to pass available funds on to eligible facilities where the students or residents clinical training was provided within 60 days of receipt. Many entities in Minnesota are both sponsoring institutions and training sites.

**Table 2 - Fiscal Year 2021 Sponsoring Institutions**

Sponsoring Institution	Teaching Programs	Clinical Training Facilities	Clinical Trainee FTEs	Distribution through Sponsor
Abbott Northwestern Hospital	6	22	38.1	\$1,809,999
Allina Health	1	3	1.8	\$30,983
Augsburg University	4	92	26.0	\$653,276
Bethel University	2	86	20.3	\$942,759
Children's Minnesota	3	4	4.1	\$250,259
Coborn's Inc.	1	1	0.7	\$10,637
College of St. Scholastica	2	83	17.6	\$518,136
Essentia Health St. Joseph's Medical Center	1	1	2.0	\$151,293
Essentia Health St. Mary's Medical Center	1	1	3.0	\$27,899
Fairview Southdale Hospital	1	7	0.9	\$87,966
Hennepin County Medical Center	26	80	268.7	\$7,390,810
Mayo Clinic	121	260	1,215.4	\$4,959,641
Mercy Hospital	1	4	3.6	\$574,006
Metropolitan State University	1	46	3.7	\$103,698
Minnesota State University, Mankato	2	37	5.4	\$171,075

## Medical Education and Research Cost (MERC) Grant Distribution

Sponsoring Institution	Teaching Programs	Clinical Training Facilities	Clinical Trainee FTEs	Distribution through Sponsor
North Memorial Medical Center	1	1	3.9	\$259,288
Regions Hospital	10	55	67.5	\$2,266,277
Saint Mary's University of Minnesota	3	23	38.7	\$1,031,325
St. Catherine University	3	80	17.6	\$352,703
St. Cloud Hospital	1	1	1.9	\$81,900
St. Cloud State University	1	3	1.6	\$29,007
St. Luke's Hospital	2	2	3.0	\$94,712
United Hospital	3	24	21.9	\$1,876,212
University of Minnesota Medical Center, Fairview	16	18	32.0	\$1,683,620
University of MN Academic Clinical Affairs	114	1,104	1,342.1	\$33,267,416
University of St. Thomas	2	32	15.6	\$216,012
Winona State University	6	56	9.6	\$286,091
<b>Total</b>	<b>335</b>	<b>2,126</b>	<b>3,166.6</b>	<b>\$59,127,000</b>

### Provider Types

Fifteen provider types are included in MERC legislation. During the period covered by this report, three did not apply: community health workers, dental therapists, and doctors of chiropractic programs.

Advanced Dental Therapists	Dental Residents	Medical Students
Advanced Practice Nurses	Dental Students	Pharmacy Residents
Clinical Social Workers	Dental Therapists	Pharmacy Students
Community Health Workers	Doctors of Chiropractic	Physician Assistants
Community Paramedics	Medical Residents	Psychologists

The applicants encompassed accredited teaching programs that train students and residents in a wide variety of clinical settings. Many support trainees from multiple sponsoring institutions, teaching programs, and provider types.

**Table 3 - Fiscal Year 2021 Provider Types and Teaching Program Applicants**

Medical Education and Research Cost (MERC) Grant Distribution

Training Programs in Minnesota	Training Facility Applicants	Clinical Trainee FTEs
<b>Advanced Dental Therapists</b>	<b>3</b>	<b>3.59</b>
University of MN Academic Clinical Affairs	3	3.59
<b>Advanced Practice Nurses</b>	<b>474</b>	<b>168.08</b>
Augsburg University	8	1.33
Bethel University	17	5.03
College of St. Scholastica	71	11.29
Mayo Clinic	4	40.72
Metropolitan State University	46	3.68
Minnesota State University, Mankato	33	3.99
Saint Mary's University of Minnesota	18	36.55
St. Catherine University	50	7.54
University of MN Academic Clinical Affairs	171	48.37
Winona State University	56	9.57
<b>Clinical Social Workers</b>	<b>96</b>	<b>41.80</b>
Augsburg University	15	4.98
College of St. Scholastica	12	6.27
Minnesota State University, Mankato	4	1.44
Saint Mary's University of Minnesota	3	0.49
St. Catherine University	11	5.30
St. Cloud State University	3	1.58
University of MN Academic Clinical Affairs	23	10.49
University of St. Thomas	25	11.25
<b>Community Paramedics</b>	<b>1</b>	<b>0.74</b>
Mayo Clinic	1	0.74
<b>Dental Residents</b>	<b>32</b>	<b>71.01</b>
Hennepin County Medical Center	4	11.70
Mayo Clinic	8	14.55
University of MN Academic Clinical Affairs	20	44.76
<b>Dental Students</b>	<b>5</b>	<b>192.59</b>
University of MN Academic Clinical Affairs	5	192.59
<b>Medical Residents</b>	<b>843</b>	<b>2,105.41</b>



Medical Education and Research Cost (MERC) Grant Distribution

Training Programs in Minnesota	Training Facility Applicants	Clinical Trainee FTEs
Abbott Northwestern Hospital	14	31.15
Fairview Southdale Hospital	7	0.90
Hennepin County Medical Center	62	241.47
Mayo Clinic	220	1,040.62
Regions Hospital	54	64.43
United Hospital	21	17.68
University of MN Academic Clinical Affairs	465	709.16
<b>Medical Students</b>	<b>191</b>	<b>316.83</b>
Mayo Clinic	4	101.70
University of MN Academic Clinical Affairs	187	215.13
<b>PharmD Residents</b>	<b>98</b>	<b>108.70</b>
Abbott Northwestern Hospital	8	6.90
Children's Minnesota	4	4.08
Coborn's Inc.	1	0.73
Essentia Health St. Joseph's Medical Center	1	2.00
Essentia Health St. Mary's Medical Center	1	3.00
Hennepin County Medical Center	13	13.13
Mayo Clinic	12	12.14
Mercy Hospital	4	3.58
North Memorial Medical Center	1	3.88
Regions Hospital	1	3.02
St. Cloud Hospital	1	1.91
St. Luke's Hospital	2	3.00
United Hospital	3	4.25
University of Minnesota Medical Center, Fairview	18	32.00
University of MN Academic Clinical Affairs	28	15.07
<b>PharmD Students</b>	<b>186</b>	<b>88.26</b>
University of MN Academic Clinical Affairs	186	88.26
<b>Physician Assistants</b>	<b>164</b>	<b>43.60</b>
Augsburg University	65	18.57
Bethel University	69	15.25

## Medical Education and Research Cost (MERC) Grant Distribution

Training Programs in Minnesota	Training Facility Applicants	Clinical Trainee FTEs
Mayo Clinic	11	4.97
St. Catherine University	19	4.81
<b>Psychologists</b>	<b>33</b>	<b>25.99</b>
Allina Health	3	1.80
Augsburg University	4	1.08
Hennepin County Medical Center	1	2.44
Saint Mary's University of Minnesota	2	1.66
University of MN Academic Clinical Affairs	16	14.70
University of St. Thomas	7	4.31
<b>Total</b>	<b>2,126</b>	<b>3,166.60</b>

### Training Facility Types

Training takes place in a wide variety of settings. The formula's initial weight on Medicaid plays a significant role in the outcome. Medical Assistance and Prepaid Medical Assistance revenue is used to calculate initial funding at the facility level, the cost associated with clinical training and number of trainees are used to determine the funding share attributed to a trainee type and teaching program. Most notably this is seen in the grant to dental facilities. While dental clinics host a significant number of trainees, the grant per FTE is significantly lower than other facility types who have a higher Medicaid volume.

**Table 4 - Facility Types Receiving Fiscal Year 2023 Grants**

Type of Training Facilities	Facilities Applying	Facilities Funded	FTE Clinical Trainees at Facilities Applying	FTE Clinical Trainees at Facilities Funded	Funding
HOSPITAL	85	77	2,124.60	2,117.66	\$50,508,521
PHYSICIAN	235	148	689.71	663.91	\$4,554,594
PHARMACY	109	77	36.68	31.82	\$2,385,132
COMMUNITY MENTAL HEALTH CENTER	16	11	18.56	15.19	\$522,973
FEDERALLY QUALIFIED HLTH CTR	19	10	19.61	16.51	\$413,719

Medical Education and Research Cost (MERC) Grant Distribution

Type of Training Facilities	Facilities Applying	Facilities Funded	FTE Clinical Trainees at Facilities Applying	FTE Clinical Trainees at Facilities Funded	Funding
BILL ENTITY FOR MENTAL HEALTH	31	13	11.10	5.29	\$167,628
AMBULATORY SURGERY CENTER	6	5	1.74	1.72	\$131,122
COMMUNITY HEALTH CLINIC	4	3	5.20	4.88	\$72,876
INDIAN HEALTH FACILITY PROV	1	1	0.81	0.81	\$67,017
REGIONAL TREATMENT CENTER	1	1	0.89	0.89	\$54,752
FAMILY PLANNING AGENCY	3	2	1.72	1.69	\$52,906
DENTIST	4	1	214.44	201.31	\$50,191
HOSPICE	2	1	0.50	0.26	\$40,921
RURAL HEALTH CLINIC	4	2	0.55	0.48	\$39,451
MEDICAL TRANSPORTATION PROV	1	1	0.15	0.15	\$18,316
HOME AND COMMUNITY SRV PROV.	5	1	2.96	0.59	\$10,827
SCHOOL DISTRICT	1	1	1.28	1.28	\$10,677
PUBLIC HEALTH CLINIC	3	1	0.61	0.58	\$9,195
BILL ENTITY FOR PHYSICIAN SVCS	11	1	32.88	0.11	\$9,038
BILL ENTITY FOR REHABILITATION	1	1	0.63	0.63	\$7,144

Table 5 shows the facility types that hosted twenty or more FTE trainees.

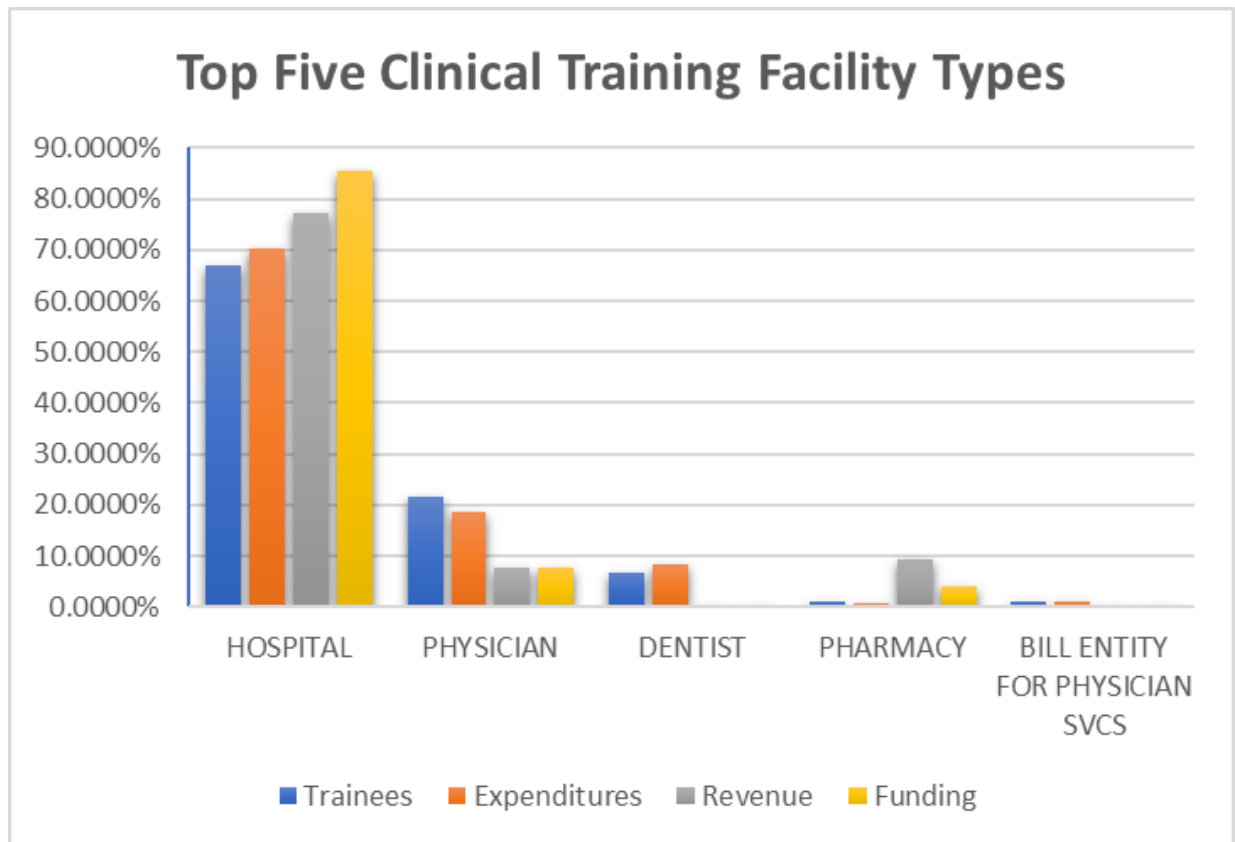
**Table 5 - Top Five Facility Types Hosting Fiscal Year 2021 Students/Residents**

Trainee Type	Hospital	Physician Clinic	Dental Clinic	Pharmacy	Bill Entity for Physician Services
Advanced Dental Therapists	0.00	0.00	2.77	0.00	0.00
Advanced Practice Nurses	125.68	34.32	0.00	0.00	2.43
Clinical Social Workers	8.02	2.56	0.00	0.00	0.00
Community Paramedics	0.00	0.74	0.00	0.00	0.00
Dental Residents	32.51	10.64	27.65	0.00	0.00

## Medical Education and Research Cost (MERC) Grant Distribution

Trainee Type	Hospital	Physician Clinic	Dental Clinic	Pharmacy	Bill Entity for Physician Services
Dental Students	2.69	0.00	184.02	0.00	0.00
Medical Residents	1,514.33	557.85	0.00	0.00	21.27
Medical Students	262.50	43.84	0.00	0.00	6.78
PharmD Residents	90.54	7.51	0.00	7.19	1.11
PharmD Students	47.12	8.71	0.00	29.49	1.15
Physician Assistants	25.46	17.62	0.00	0.00	0.00
Psychologists	15.77	5.92	0.00	0.00	0.13
<b>Total</b>	<b>2,124.60</b>	<b>689.71</b>	<b>214.44</b>	<b>36.68</b>	<b>32.88</b>

Figure 1



### County

The bulk of clinical training has historically occurred in Hennepin County and Olmsted County while the largest grants are paid to facilities in Hennepin County and Ramsey County. The outcome typically coincides with the county’s share of Medicaid. The figures below compare the relative percent of trainees, expenditures, MA/PMAP reimbursement, and MERC funding.

Medical Education and Research Cost (MERC) Grant Distribution

Figure 2A

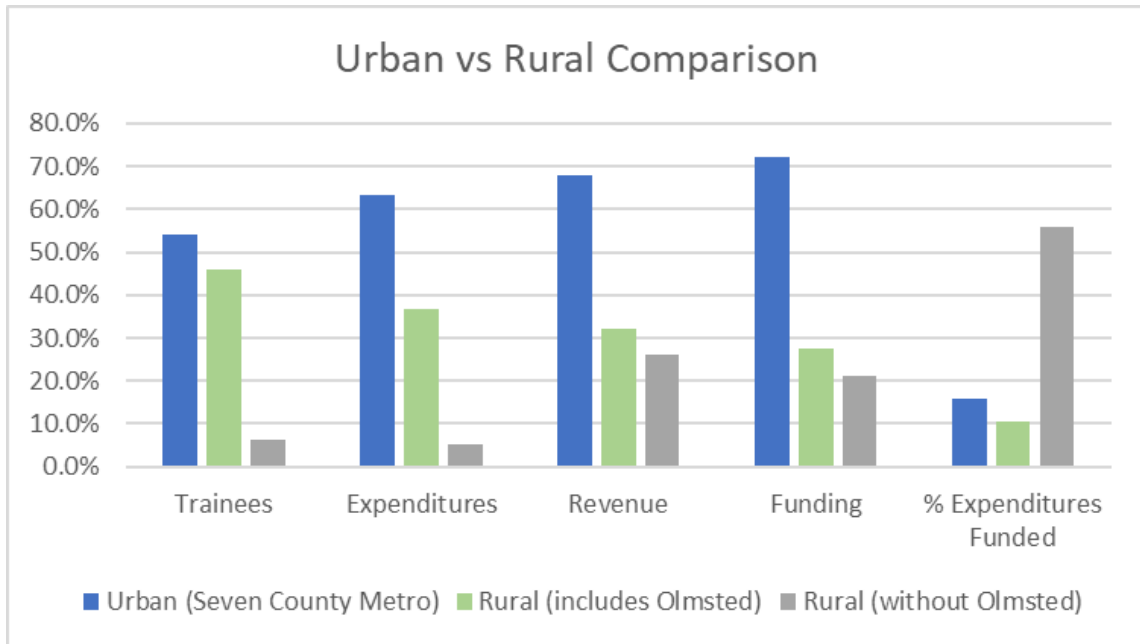


Figure 2B

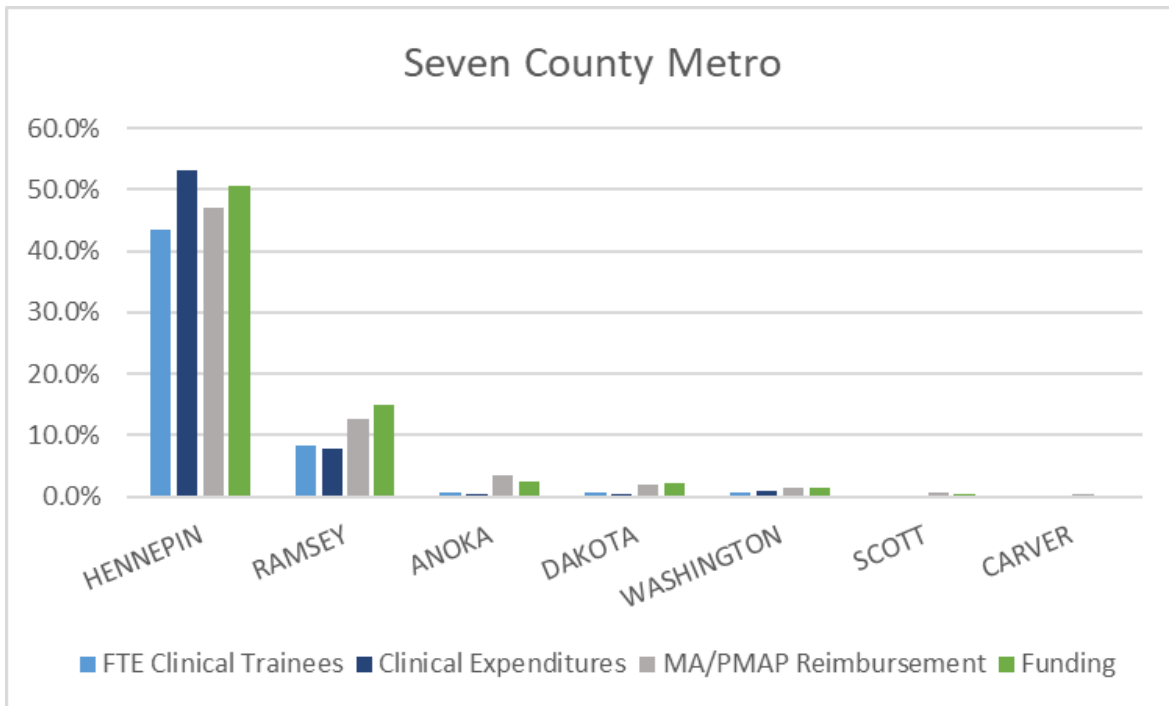
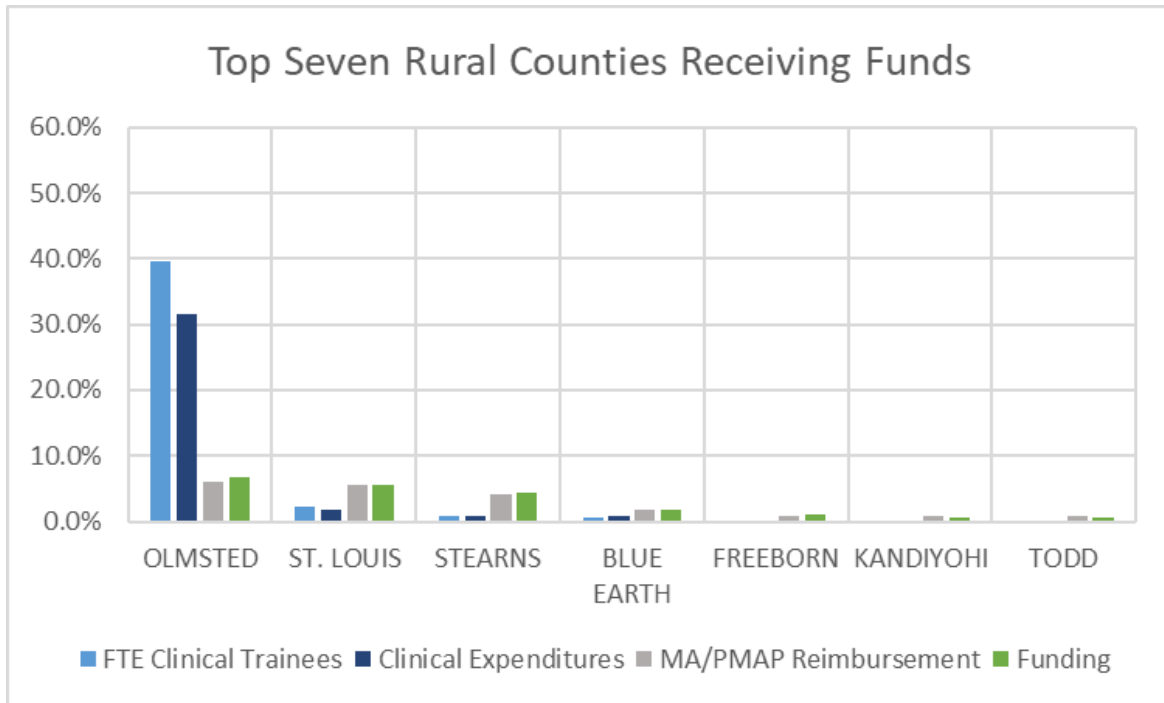


Figure 2C



## Clinical Training Facilities

MDH received applications from 27 sponsoring institutions that applied on behalf of their 335 teaching programs and the facilities where their students or residents received clinical training. Those applications included funding requests for 547 distinct clinical training facilities that hosted trainees from multiple teaching disciplines.

To qualify for MERC funding, a training facility must have a minimum of 0.1 FTE trainees, submit clinical training expenditures that meet or exceed \$5,000 (the minimum grant amount), and have Medical Assistance revenue during the training year. A total of 143 distinct facilities did not meet these initial qualifications, most (89) because they did not meet the FTE minimum.

Of the 404 training facilities that met the initial qualifications, 358 received grants. The other 46 facilities did not qualify under the formula, which determined their grant amount was less than the \$5,000 minimum facility grant. Because the formula is based on Medical Assistance revenue, facilities that do not meet the minimum grant amount typically have a smaller share of Medical Assistance revenue compared to other grant applicants.

In 2021, MERC training sites provided clinical training to just over 3,166 FTE trainees. Facilities hosting the trainees can change from year to year; some facilities that hosted trainees in 2021 did not host trainees in the prior training period. Table 6 outlines the total number of facilities that qualified and FTEs within the specific grant range.

Medical Education and Research Cost (MERC) Grant Distribution

**Table 6 - Grant Ranges**

Funding	Facilities	FTE Trainees
\$5,000,000 to \$9,999,999	2	809.3772
\$1,000,000 to \$4,999,999	10	1,125.3898
\$500,000 to \$999,999	8	104.7680
\$100,000 to \$499,999	31	607.6215
\$50,000 to \$99,999	35	242.4046
\$20,000 to \$49,999	97	85.7992
\$10,000 to \$19,999	108	68.3474
\$5,000 to \$9,999	67	22.0558
Below Minimum Grant	46	31.1380
Under FTE Minimum	89	4.4876
Expenditures Not Submitted/Withdrew Application	11	18.2670
Expenditures Under Minimum Grant	26	7.8705
No MA/PMAP Revenue for Formula	14	33.5392
Site Closed During Application Cycle	3	5.5363
<b>Total Distinct Applicants</b>	<b>547</b>	<b>3,166.6021</b>

*A total of 189 sites did not qualify for a grant due to either the \$5,000 minimum or not meeting the initial qualifications.*

Table 7 includes the top 25 grant recipients, who together received nearly 80 percent of the total grant and hosted over 84 percent of the trainees.

**Table 7 - Top 25 Grant Recipients**

Clinical Training Facility	Location	MHCP Facility Type	FTE Trainee	Funding
HENNEPIN COUNTY MEDICAL CENTER	MINNEAPOLIS	HOSPITAL	365.5205	\$8,363,165
UMMC FAIRVIEW	MINNEAPOLIS	HOSPITAL	443.8567	\$5,512,065
CHILDRENS HEALTH CARE MINNEAPOLIS	MINNEAPOLIS	HOSPITAL	78.6721	\$4,877,705
REGIONS HOSPITAL	ST PAUL	HOSPITAL	153.9569	\$3,486,435
MAYO CLINIC HOSPITAL ROCHESTER	ROCHESTER	HOSPITAL	689.2617	\$3,440,361
ABBOTT NORTHWESTERN HOSPITAL	MINNEAPOLIS	HOSPITAL	80.0154	\$2,835,747
NORTH MEMORIAL HEALTH CARE	ROBBINSDALE	HOSPITAL	31.3142	\$2,390,002
ST CLOUD HOSPITAL	ST CLOUD	HOSPITAL	16.7459	\$1,960,183
UNITED HOSPITAL	ST PAUL	HOSPITAL	25.8955	\$1,799,099
PARK NICOLLET METHODIST HOSP	ST LOUIS PARK	HOSPITAL	25.5566	\$1,416,411

Medical Education and Research Cost (MERC) Grant Distribution

Clinical Training Facility	Location	MHCP Facility Type	FTE Trainee	Funding
GILLETTE CHILDRENS SPEC HOSP	ST PAUL	HOSPITAL	12.7748	\$1,193,148
MERCY HOSPITAL	COON RAPIDS	HOSPITAL	11.1967	\$1,027,492
HEALTHEAST ST JOHNS HOSPITAL	MAPLEWOOD	HOSPITAL	18.6511	\$976,037
ESSENTIA HLTH ST MARYS MEDICAL CNTR	DULUTH	HOSPITAL	25.5162	\$974,918
MAYO CLINIC HEALTH SYSTEM - MANKATO	MANKATO	HOSPITAL	11.3816	\$963,719
FAIRVIEW SOUTHDALE HOSPITAL	MINNEAPOLIS	HOSPITAL	16.8563	\$963,155
ST LUKES HOSPITAL	DULUTH	HOSPITAL	13.577	\$959,990
FAIRVIEW RIDGES HOSPITAL	BURNSVILLE	HOSPITAL	5.0525	\$783,618
MCHS ALBERT LEA & AUSTIN	ALBERT LEA	HOSPITAL	4.8746	\$595,061
ESSENTIA HEALTH DULUTH	DULUTH	HOSPITAL	8.8587	\$504,093
FAIRVIEW HOME INFUSION	MINNEAPOLIS	PHARMACY	3.1921	\$473,184
MAYO CLINIC	ROCHESTER	PHYSICIAN	520.9084	\$396,078
HEALTHEAST WOODWINDS HOSPITAL	WOODBURY	HOSPITAL	8.5416	\$388,660
PARK NICOLLET CLINICS	ST LOUIS PARK	PHYSICIAN	4.899	\$386,663
FAIRVIEW SPECIALTY SERVICES PHARM	MINNEAPOLIS	PHARMACY	3.4412	\$373,056

A relatively small number of clinical training sites are responsible for most of the training that is supported by MERC funding. Twenty facilities hosted at least 10 FTEs. These facilities represented just under 90 percent of the qualifying FTEs trained in Minnesota and received just under 74 percent of the available MERC funds. Six facilities hosted more than 150 FTEs, accounting for just over 77 percent of the qualifying trainees in Minnesota and receiving just under 36 percent of the available funding. Because grants are based on relative Medicaid volume, rather than on number of FTE trainees, the grant per FTE trainee varies widely across facilities.

Table 8 – Facilities with more than 150 Fulltime Equivalent Trainees

Clinical Training Facility	Location	MHCP Facility Type	FTE Clinical Trainees	Funding
MAYO CLINIC HOSPITAL ROCHESTER	ROCHESTER	HOSPITAL	689.2617	\$3,440,361
MAYO CLINIC	ROCHESTER	PHYSICIAN	520.9084	\$396,078
UMMC FAIRVIEW	MINNEAPOLIS	HOSPITAL	443.8567	\$5,512,065
HENNEPIN COUNTY MEDICAL CENTER	MINNEAPOLIS	HOSPITAL	365.5205	\$8,363,165
UNIV OF MN SCHOOL OF DENTISTRY	MINNEAPOLIS	DENTIST	201.3128	\$50,191



## Medical Education and Research Cost (MERC) Grant Distribution

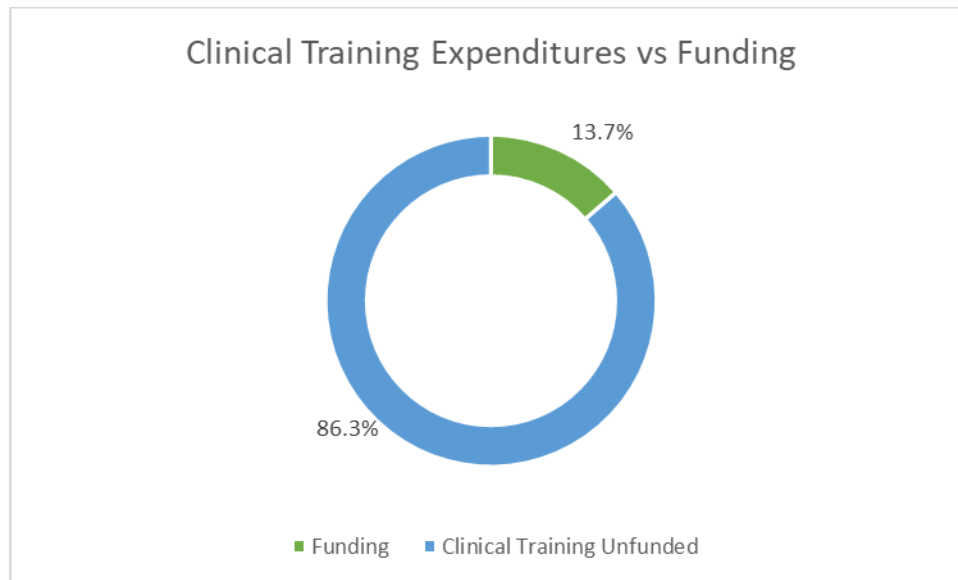
Clinical Training Facility	Location	MHCP Facility Type	FTE Clinical Trainees	Funding
REGIONS HOSPITAL	ST PAUL	HOSPITAL	153.9569	\$3,486,435

### Training Expenditures

The MERC formula caps the amount of funding an organization can receive to ensure that grants do not exceed the organization’s costs of providing clinical training to eligible trainees. This provision of the program ensures that funding is targeted to support the costs of training. While a site is capped at their total expenditures across a variety of training types, their grant is initially based on the facilities relative MA/PMAP reimbursement. The expenditure limits can provide an incentive for training facilities to take on additional trainees when their Medicaid volume is high, and their prior trainee count is low. However, larger facilities that already have expenditures beyond their grant amounts will not see an increase in funding by taking on new provider types or additional trainees.

More than \$433 million in training-related expenses were submitted by the Minnesota clinical training facilities applying for MERC funding. In a typical grant cycle, MERC supports between 13-17% of the overall reported health professions expenditures.

Figure 3A Overall 2021 Clinical Training Expenditures vs Available 2023 Funding

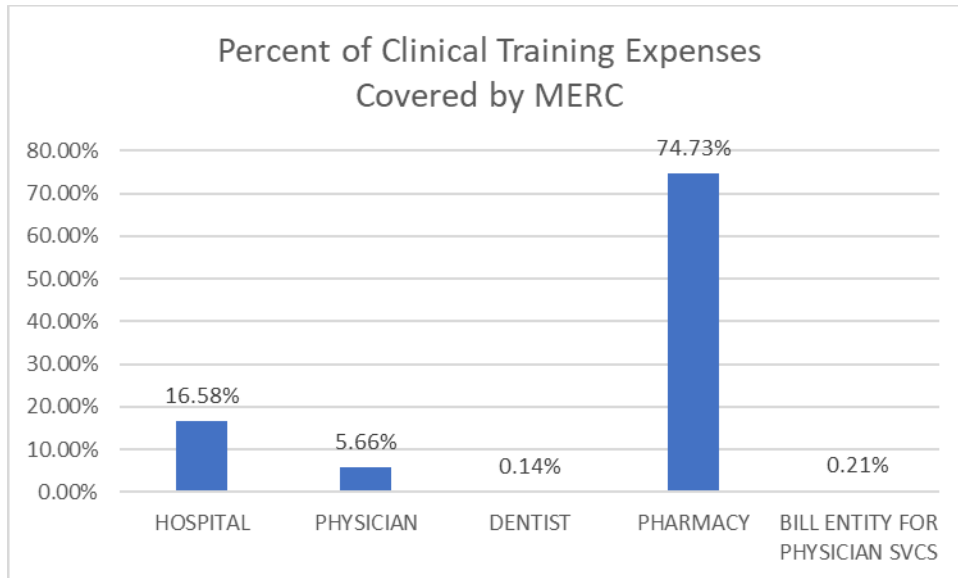


The impact MERC funding has on clinical training expenditures can vary by facility type. Facilities that hosted twenty or more trainees are shown in the figure below. Hospitals incurred just over 70% of the total training expenditures in Minnesota and receive just over 85% of the funds available through the MERC program; however, their actual expenditure reimbursement was only slightly more than 16%. Meanwhile, pharmacies incurred just over 0.7% of the overall training expenditures, receive just

## Medical Education and Research Cost (MERC) Grant Distribution

over 4% of MERC funds, but their expenditure reimbursement was nearly 75%. With so many moving pieces, changes to any applicant or one part of the formula can impact the outcome.

Figure 3B Facilities Hosting Over 20 FTE Trainees



For the current grant distribution, there were 175 facilities whose share of the grant pool, based on their Medicaid revenue, exceeded their training expenditures. Consequently, their grant was capped at their reported expenditure amount as required by statute. If the expenditure cap on grant amounts had not been in place, the initial formula would have led to them receiving higher grants ranging from an additional \$71 to \$2.5 million.

## Conclusion and Next Steps

The program continues to benefit from the development of the electronic application portal that rolled out in August 2019. The portal collects all data electronically, streamlining the process tremendously.

The debate that occurred over the last year as Minnesota sought to revise the program to meet CMS approval helped focus discussion on the variety of needs within the state to ensure an adequate supply of clinical training sites and providers willing to precept health care students and trainees. Once approval has been received from CMS, the distribution method for MERC funding will change. The way the formula works, however, will remain largely the same. Currently, the grant a facility receives won't necessarily increase when more trainees are training at a site or a new provider type begins training at a facility; the facility's costs may increase, but unless their Medicaid revenue increases at the same time, there will not likely be an increase in their grant amount unless the facility had been capped at their expenditures in the previous period. Larger facilities that already have expenditures beyond their grant amounts also will not see an increase by taking on new provider types or additional trainees.

## Medical Education and Research Cost (MERC) Grant Distribution

In 2023, the Legislature approved changes in the former PMAP carveout in an effort to gain approval from CMS. The Department of Human Services is working with CMS to determine if that approval is forthcoming. If CMS does not approve the recent legislation, it would significantly impact funding for medical education. Under Minnesota's formula, approximately 30% of the training sites currently applying would continue to qualify for funding and they would see significant decreases, which would increase the financial burden on the facilities providing clinical training.

In the coming year, MDH will monitor the CMS review and begin implementation of the revised distribution process. MDH will continue to work with stakeholders to identify opportunities to improve the process and continue to work toward a more robust, forward-thinking, and responsive system of providing clinical training to health professionals to help meet Minnesota's future health workforce needs.

## Appendix A – MERC Grant Applicants Receiving Funds

Clinical Training Facility	Location	MHCP Facility Type	FTE Clinical Trainees	Funding
A & E PHARMACY	ARDEN HILLS	PHARMACY	0.5	\$16,011
ABBOTT NORTHWESTERN HOSPITAL	MINNEAPOLIS	HOSPITAL	80.0	\$2,835,747
ALEXANDRIA CLINIC	ALEXANDRIA	PHYSICIAN	1.0	\$30,681
ALLINA HEALTH ANNANDALE CLINIC	ANNANDALE	PHYSICIAN	0.4	\$6,284
ALLINA HEALTH BANDANA SQUARE CLINIC	ST PAUL	PHYSICIAN	2.4	\$78,439
ALLINA HEALTH BLOOMINGTON CLINIC	BLOOMINGTON	PHYSICIAN	0.3	\$11,006
ALLINA HEALTH BUFFALO CROSSROADS	BUFFALO	PHYSICIAN	0.2	\$6,153
ALLINA HEALTH CAMBRIDGE CLINIC	CAMBRIDGE	PHYSICIAN	1.1	\$89,595
ALLINA HEALTH CHAMPLIN CLINIC	CHAMPLIN	PHYSICIAN	1.9	\$18,764
ALLINA HEALTH CHASKA CLINIC	CHASKA	PHYSICIAN	0.1	\$5,250
ALLINA HEALTH COON RAPIDS CLINIC	COON RAPIDS	PHYSICIAN	0.8	\$47,398
ALLINA HEALTH COTTAGE GROVE CLINIC	COTTAGE GROVE	PHYSICIAN	0.5	\$25,697
ALLINA HEALTH EAGAN CLINIC	EAGAN	PHYSICIAN	0.2	\$7,509
ALLINA HEALTH EAST LAKE ST CLINIC	MINNEAPOLIS	PHYSICIAN	1.0	\$27,396
ALLINA HEALTH EMS	ST PAUL	MEDICAL TRANSPORTATION PROV	0.2	\$18,316
ALLINA HEALTH FARIBAULT CLINIC	FARIBAULT	PHYSICIAN	1.0	\$45,866
ALLINA HEALTH FARIBAULT MEDICAL CEN	FARIBAULT	HOSPITAL	1.5	\$78,113
ALLINA HEALTH FRIDLEY CLINIC	FRIDLEY	PHYSICIAN	0.1	\$5,983
ALLINA HEALTH HASTINGS CLINIC	HASTINGS	PHYSICIAN	0.7	\$28,886
ALLINA HEALTH HIGHLAND PARK CLINIC	ST PAUL	PHYSICIAN	0.4	\$8,430
ALLINA HEALTH IGH CLINIC	INVER GROVE HEIGHTS	PHYSICIAN	0.1	\$5,294
ALLINA HEALTH ISANTI CLINIC	ISANTI	PHYSICIAN	0.2	\$10,559
ALLINA HEALTH MAPLE GROVE CLINIC	MAPLE GROVE	PHYSICIAN	0.1	\$9,876

Medical Education and Research Cost (MERC) Grant Distribution

Clinical Training Facility	Location	MHCP Facility Type	FTE Clinical Trainees	Funding
ALLINA HEALTH MAPLEWOOD CLINIC	MAPLEWOOD	PHYSICIAN	0.3	\$13,156
ALLINA HEALTH MERCY PHARMACY	COON RAPIDS	PHARMACY	0.2	\$9,829
ALLINA HEALTH MERCY WOMEN'S HEALTH	COON RAPIDS	PHYSICIAN	1.0	\$30,461
ALLINA HEALTH NICOLLET MALL CLINIC	MINNEAPOLIS	PHYSICIAN	0.2	\$10,045
ALLINA HEALTH NORTHFIELD CLINIC	NORTHFIELD	PHYSICIAN	0.6	\$35,283
ALLINA HEALTH ORTHOPEDICS EDINA	EDINA	PHYSICIAN	0.2	\$17,139
ALLINA HEALTH PLYMOUTH CLINIC	PLYMOUTH	PHYSICIAN	0.6	\$15,136
ALLINA HEALTH RAMSEY CLINIC	RAMSEY	PHYSICIAN	0.2	\$12,768
ALLINA HEALTH RICHFIELD CLINIC	RICHFIELD	PHYSICIAN	0.3	\$14,874
ALLINA HEALTH SENIOR HEALTH	MINNEAPOLIS	PHYSICIAN	0.5	\$8,704
ALLINA HEALTH SHAKOPEE CLINIC	SHAKOPEE	PHYSICIAN	0.2	\$10,618
ALLINA HEALTH SHOREVIEW CLINIC	SHOREVIEW	PHYSICIAN	0.3	\$22,925
ALLINA HEALTH SURGICAL SPECIALISTS	MINNEAPOLIS	PHYSICIAN	0.4	\$8,720
ALLINA HEALTH UNITED MEDICAL SPECIA	ST PAUL	PHYSICIAN	0.2	\$22,719
ALLINA HEALTH UNITED PHARMACY	ST PAUL	PHARMACY	0.2	\$6,545
ALLINA HEALTH WEST ST PAUL CLINIC	WEST ST PAUL	PHYSICIAN	0.2	\$10,304
ALLINA HEALTH WOODBURY CLINIC	WOODBURY	PHYSICIAN	0.5	\$24,535
ALLINA HLTH CENTENNIAL LAKES CLINIC	EDINA	PHYSICIAN	0.2	\$14,106
ALLINA HLTH MERCY GEN SURG CLINIC	COON RAPIDS	PHYSICIAN	0.1	\$6,484
ALLINA HLTH UNITED WOMENS HLTH CLNC	ST PAUL	PHYSICIAN	0.3	\$13,841
AMP GROUP	DULUTH	BILL ENTITY FOR MENTAL HEALTH	0.4	\$5,286
ANOKA METRO REG TREATMENT CTR	ANOKA	REGIONAL TREATMENT CENTER	0.9	\$54,752
ARTHRITIS & RHEUMATOLOGY CONSULT	EDINA	PHYSICIAN	0.3	\$14,322
BEECHWOOD INC	MINNEAPOLIS	BILL ENTITY FOR MENTAL HEALTH	0.4	\$13,325

Medical Education and Research Cost (MERC) Grant Distribution

Clinical Training Facility	Location	MHCP Facility Type	FTE Clinical Trainees	Funding
BLUESTONE PHYSICIAN SERVICES PA	STILLWATER	PHYSICIAN	0.5	\$17,052
BUFFALO HOSPITAL	BUFFALO	HOSPITAL	0.3	\$13,499
CAMBRIDGE MEDICAL CENTER - ALLINA H	CAMBRIDGE	HOSPITAL	1.6	\$77,545
CANVAS HEALTH INCORPORATED	OAKDALE	COMMUNITY MENTAL HEALTH CENTER	0.5	\$8,597
CARE COUNSELING	MINNEAPOLIS	BILL ENTITY FOR MENTAL HEALTH	0.4	\$7,108
CARE COUNSELING	MINNEAPOLIS	BILL ENTITY FOR MENTAL HEALTH	0.3	\$5,086
CASH WISE PHARMACY #3009	WAITE PARK	PHARMACY	0.7	\$10,637
CASHWISE CLINIC PHARMACY #1801	WILLMAR	PHARMACY	0.7	\$33,607
CCM HEALTH	MONTEVIDEO	HOSPITAL	0.9	\$85,988
CEDAR RIVERSIDE PEOPLES CENTER	MINNEAPOLIS	FEDERALLY QUALIFIED HLTH CTR	0.7	\$24,798
CENTRACARE - ALBANY CLINIC	ALBANY	PHYSICIAN	0.2	\$5,899
CENTRACARE - BIG LAKE CLINIC	BIG LAKE	PHYSICIAN	0.3	\$5,114
CENTRACARE - LONG PRAIRIE HOSPITAL	LONG PRAIRIE	HOSPITAL	0.4	\$20,541
CENTRACARE - MONTICELLO HOSPITAL	MONTICELLO	HOSPITAL	0.4	\$40,467
CENTRACARE - NORTHWAY CLINIC	ST CLOUD	PHYSICIAN	0.3	\$12,706
CENTRACARE - PLAZA CLINIC	ST CLOUD	PHYSICIAN	0.7	\$105,389
CENTRACARE - PLAZA CLINIC	ST CLOUD	PHYSICIAN	1.0	\$36,427
CENTRACARE - REDWOOD	REDWOOD FALLS	HOSPITAL	0.8	\$48,293
CENTRACARE RICE MEMORIAL HOSPITAL	WILLMAR	HOSPITAL	3.6	\$349,515
CENTRACARE - RIVER CAMPUS CLINIC	ST CLOUD	PHYSICIAN	1.4	\$147,860
CENTRACARE - SARTELL CLINIC	ST CLOUD	PHYSICIAN	0.6	\$32,070
CENTRACARE FAMILY HEALTH CENTER	ST CLOUD	COMMUNITY HEALTH CLINIC	3.5	\$27,389
CENTRACARE HEALTH SYSTEM - MELROSE	MELROSE	HOSPITAL	0.5	\$50,988

Medical Education and Research Cost (MERC) Grant Distribution

Clinical Training Facility	Location	MHCP Facility Type	FTE Clinical Trainees	Funding
CENTRACARE HEALTH-PAYNESVILLE HOSP	PAYNESVILLE	HOSPITAL	0.9	\$78,427
CENTRACARE HLTH SYSTEM SAUK CENTRE	SAUK CENTRE	HOSPITAL	0.3	\$43,486
CENTRACARE PHARMACY HEALTH PLAZA	ST CLOUD	PHARMACY	0.2	\$17,181
CENTRAL MINNESOTA MENTAL HEALTH CTR	ST CLOUD	COMMUNITY MENTAL HEALTH CENTER	0.9	\$12,334
CHILDRENS DENTAL SERVICES INC	MINNEAPOLIS	COMMUNITY HEALTH CLINIC	0.1	\$34,804
CHILDRENS HEALTH CARE MINNEAPOLIS	MINNEAPOLIS	HOSPITAL	78.7	\$4,877,705
CITY DRUG STORE	INTERNATIONAL FALLS	PHARMACY	0.2	\$6,402
CITY OF MINNEAPOLIS HEALTH DEPT	MINNEAPOLIS	PUBLIC HEALTH CLINIC	0.6	\$9,195
COBORNS PHARMACY #2008	CLEARWATER	PHARMACY	0.1	\$8,180
COBORNS PHARMACY #2023	ELK RIVER	PHARMACY	0.2	\$5,195
COBORNS PHARMACY #2028	DELANO	PHARMACY	0.2	\$11,015
COBORNS PHARMACY #2029	ALBERTVILLE	PHARMACY	0.2	\$8,680
COBORNS PHARMACY #2031	BIG LAKE	PHARMACY	0.1	\$7,235
COMMUNITY A WALGREENS PHARM #15309	MINNEAPOLIS	PHARMACY	1.2	\$86,427
COMMUNITY MEMORIAL HOSPITAL	CLOQUET	HOSPITAL	0.3	\$30,671
COMMUNITY UNIVERSITY HEALTH CARE	MINNEAPOLIS	FEDERALLY QUALIFIED HLTH CTR	8.4	\$192,466
COMMUNITY WALGREENS PHARMACY #16522	ST PAUL	PHARMACY	0.6	\$48,504
CONSCIOUS HEALING COUNSELING	ANDOVER	BILL ENTITY FOR MENTAL HEALTH	0.3	\$5,224
CROSTOWN SURGERY CENTER LLC	EDINA	AMBULATORY SURGERY CENTER	0.2	\$20,165
CUYUNA REGIONAL MEDICAL CENTER	CROSBY	HOSPITAL	0.2	\$18,776
DEER RIVER HEALTHCARE CENTER	DEER RIVER	HOSPITAL	0.6	\$18,489

Medical Education and Research Cost (MERC) Grant Distribution

Clinical Training Facility	Location	MHCP Facility Type	FTE Clinical Trainees	Funding
DOUGLAS COUNTY HOSPITAL	ALEXANDRIA	HOSPITAL	0.3	\$9,905
DULUTH FAMILY MEDICINE CLINIC	DULUTH	PHYSICIAN	9.3	\$18,963
EAGAN ORTHOPEDIC SURGERY CENTER LLC	EAGAN	AMBULATORY SURGERY CENTER	0.2	\$20,059
EASTSIDE FAMILY CLINIC-DENTAL	ST PAUL	FEDERALLY QUALIFIED HLTH CTR	4.3	\$29,722
ENTIRA FAMILY CLINICS NORTH ST PAUL	NORTH ST PAUL	PHYSICIAN	0.3	\$7,011
ENTIRA FAMILY CLINICS WEST ST PAUL	WEST ST PAUL	PHYSICIAN	0.3	\$6,065
ENTIRA FAMILY CLINICS WOODBURY	WOODBURY	PHYSICIAN	0.7	\$6,104
ENTIRA FAMILY CLNCS COMO/ROSEVILLE	ST PAUL	PHYSICIAN	0.2	\$5,927
ESSENTIA HEALTH 3RD STREET PHARMACY	DULUTH	PHARMACY	0.2	\$34,141
ESSENTIA HEALTH DULUTH	DULUTH	HOSPITAL	8.9	\$504,093
ESSENTIA HEALTH NORTHERN PINES	AURORA	HOSPITAL	0.3	\$8,606
ESSENTIA HEALTH SANDSTONE	SANDSTONE	HOSPITAL	0.3	\$7,079
ESSENTIA HEALTH ST JOSEPHS MEDICAL	BRAINERD	HOSPITAL	3.6	\$227,890
ESSENTIA HEALTH ST MARYS DETROIT LA	DETROIT LAKES	HOSPITAL	0.9	\$60,542
ESSENTIA HEALTH VIRGINIA	VIRGINIA	HOSPITAL	1.9	\$105,838
ESSENTIA HLTH BAXTER SPECIALTY CLNC	BAXTER	PHYSICIAN	0.3	\$8,790
ESSENTIA HLTH ST MARYS MEDICAL CNTR	DULUTH	HOSPITAL	25.5	\$974,918
FACE TO FACE HEALTH COUNSELING	ST PAUL	COMMUNITY HEALTH CLINIC	1.3	\$10,683
FAIRMONT MED CTR MAYO HEALTH SYSTEM	FAIRMONT	HOSPITAL	1.0	\$138,036
FAIRVIEW CLINICS - APPLE VALLEY	APPLE VALLEY	PHYSICIAN	0.2	\$14,703
FAIRVIEW CLINICS - BLAINE	BLAINE	PHYSICIAN	0.6	\$19,718
FAIRVIEW CLINICS - BURNSVILLE	BURNSVILLE	PHYSICIAN	0.7	\$39,531
FAIRVIEW CLINICS - EDEN PRAIRIE	EDEN PRAIRIE	PHYSICIAN	0.8	\$10,749



Medical Education and Research Cost (MERC) Grant Distribution

Clinical Training Facility	Location	MHCP Facility Type	FTE Clinical Trainees	Funding
FAIRVIEW CLINICS - EDINA	EDINA	PHYSICIAN	0.5	\$8,443
FAIRVIEW CLINICS - HIGHLAND PARK	ST PAUL	PHYSICIAN	0.3	\$18,480
FAIRVIEW CLINICS - NEW BRIGHTON	NEW BRIGHTON	PHYSICIAN	0.5	\$12,191
FAIRVIEW CLINICS - PRIOR LAKE	PRIOR LAKE	PHYSICIAN	0.2	\$5,971
FAIRVIEW CLINICS - RIVERSIDE	MINNEAPOLIS	PHYSICIAN	0.9	\$17,683
FAIRVIEW CLINICS - ROSEMOUNT	ROSEMOUNT	PHYSICIAN	0.3	\$6,763
FAIRVIEW CLINICS - UPTOWN	MINNEAPOLIS	PHYSICIAN	0.9	\$12,457
FAIRVIEW CLINICS-UNIVER CHILDRENS	MINNEAPOLIS	PHYSICIAN	3.5	\$19,786
FAIRVIEW COMPOUNDING PHARMACY	MINNEAPOLIS	PHARMACY	1.4	\$6,710
FAIRVIEW EDINA PHARMACY	EDINA	PHARMACY	0.2	\$9,741
FAIRVIEW HOME INFUSION	MINNEAPOLIS	PHARMACY	3.2	\$473,184
FAIRVIEW LAKES REGIONAL MEDICAL CTR	WYOMING	HOSPITAL	2.6	\$219,815
FAIRVIEW MAPLE GROVE SURGERY CENTER	MAPLE GROVE	AMBULATORY SURGERY CENTER	0.6	\$16,605
FAIRVIEW NORTHLAND REGIONAL HOSP	PRINCETON	HOSPITAL	2.7	\$202,960
FAIRVIEW RIDGES HOSPITAL	BURNSVILLE	HOSPITAL	5.1	\$783,618
FAIRVIEW RIVERSIDE PHARMACY	MINNEAPOLIS	PHARMACY	0.4	\$25,184
FAIRVIEW SOUTHDALE HOSPITAL	MINNEAPOLIS	HOSPITAL	16.9	\$963,155
FAIRVIEW SPECIALTY SERVICES PHARM	MINNEAPOLIS	PHARMACY	3.4	\$373,056
FAIRVIEW UNIV MEDICAL CENTER MESABI	HIBBING	HOSPITAL	2.1	\$201,276
FALKS NURSING SERVICE PHARMACY	DULUTH	PHARMACY	0.7	\$54,229
FAMILY SERVICE ROCHESTER INC	ROCHESTER	BILL ENTITY FOR MENTAL HEALTH	0.3	\$14,694
FOND DU LAC HUMAN SERVICES DIVISION	CLOQUET	INDIAN HEALTH FACILITY PROV	0.8	\$67,017
FRASER BLOOMINGTON	BLOOMINGTON	COMMUNITY MENTAL HEALTH CENTER	0.2	\$14,946

Medical Education and Research Cost (MERC) Grant Distribution

Clinical Training Facility	Location	MHCP Facility Type	FTE Clinical Trainees	Funding
FRASER CHILD AND FAMILY CENTER	MINNEAPOLIS	COMMUNITY MENTAL HEALTH CENTER	1.6	\$46,012
GATEWAY FAMILY HEALTH CLINIC	MOOSE LAKE	PHYSICIAN	0.7	\$13,692
GILLETTE CHILDRENS SPEC HOSP	ST PAUL	HOSPITAL	12.8	\$1,193,148
GLACIAL RIDGE HOSPITAL	GLENWOOD	HOSPITAL	0.6	\$48,165
GLENCOE REGIONAL HEALTH SERVICES	GLENCOE	HOSPITAL	1.4	\$95,195
GOODRICH PHARMACY ANDOVER	ANDOVER	PHARMACY	0.2	\$9,876
GOODRICH PHARMACY ANOKA	ANOKA	PHARMACY	1.6	\$14,386
GOODRICH PHARMACY ST FRANCIS	ST FRANCIS	PHARMACY	0.4	\$14,530
GRAND ITASCA CLINIC & HOSPITAL	GRAND RAPIDS	HOSPITAL	1.8	\$176,902
GREATER MINNESOTA FAMILY SERVICES	WILLMAR	BILL ENTITY FOR MENTAL HEALTH	0.3	\$16,688
GUIDEPOINT PHARMACY	AITKIN	PHARMACY	0.4	\$16,338
GUIDEPOINT PHARMACY #101	BRAINERD	PHARMACY	1.2	\$23,607
GUIDEPOINT PHARMACY #106	CROSBY	PHARMACY	1.2	\$18,162
HAMM MEMORIAL PSYCHIATRIC CLINIC	ST PAUL	COMMUNITY MENTAL HEALTH CENTER	1.4	\$5,963
HCMC NORTH LOOP CLINIC	MINNEAPOLIS	PHYSICIAN	0.2	\$10,179
HEALTHEAST OUTPATIENT SERVICES	ST PAUL	BILL ENTITY FOR REHABILITATION	0.6	\$7,144
HEALTHEAST ST JOHNS HOSPITAL	MAPLEWOOD	HOSPITAL	18.7	\$976,037
HEALTHEAST TAMARACK CLINIC	WOODBURY	PHYSICIAN	0.1	\$12,908
HEALTHEAST WOODBURY CLINIC	WOODBURY	PHYSICIAN	0.5	\$29,257
HEALTHEAST WOODWINDS HOSPITAL	WOODBURY	HOSPITAL	8.5	\$388,660
HEALTHPARTNERS ARDEN HILLS CLINIC	ARDEN HILLS	PHYSICIAN	0.2	\$28,718
HEALTHPARTNERS BLOOMINGTON	BLOOMINGTON	PHYSICIAN	0.2	\$25,321
HEALTHPARTNERS BROOKLYN CENTER	BROOKLYN CENTER	PHYSICIAN	0.1	\$16,625

Medical Education and Research Cost (MERC) Grant Distribution

Clinical Training Facility	Location	MHCP Facility Type	FTE Clinical Trainees	Funding
HEALTHPARTNERS COMO	ST PAUL	PHYSICIAN	0.4	\$71,295
HEALTHPARTNERS COON RAPIDS	COON RAPIDS	PHYSICIAN	0.2	\$27,565
HEALTHPARTNERS EAGAN CLINIC	EAGAN	PHYSICIAN	0.3	\$12,729
HEALTHPARTNERS HLTH CTR FOR WOMEN	ST PAUL	PHYSICIAN	0.6	\$24,838
HEALTHPARTNERS HOSPICE & PALLIATIVE	BLOOMINGTON	HOSPICE	0.3	\$40,921
HEALTHPARTNERS MAPLEWOOD	MAPLEWOOD	PHYSICIAN	0.6	\$41,110
HEALTHPARTNERS MIDWAY CLINIC	ST PAUL	PHYSICIAN	2.6	\$67,257
HEALTHPARTNERS NEUROSCIENCE CENTER	ST PAUL	PHYSICIAN	2.5	\$36,126
HEALTHPARTNERS SPECIALTY CENTER 401	ST PAUL	PHYSICIAN	7.8	\$12,591
HEALTHPARTNERS WEST	ST LOUIS PARK	PHYSICIAN	0.6	\$24,040
HEALTHPARTNERS WOODBURY	WOODBURY	PHYSICIAN	1.1	\$67,392
HENNEPIN COUNTY MED CTR RLL 340B	MINNEAPOLIS	PHARMACY	0.2	\$6,144
HENNEPIN COUNTY MEDICAL CENTER	MINNEAPOLIS	HOSPITAL	365.5	\$8,363,165
HENNEPIN COUNTY MENTAL HEALTH CTR	MINNEAPOLIS	COMMUNITY MENTAL HEALTH CENTER	0.3	\$25,175
HP RIVERWAY ANOKA	ANOKA	PHYSICIAN	0.5	\$32,826
HP ST PAUL CLINIC	ST PAUL	PHYSICIAN	5.0	\$149,535
HUMAN DEVELOPMENT CENTER	CLOQUET	COMMUNITY MENTAL HEALTH CENTER	0.2	\$9,164
HUMAN DEVELOPMENT CENTER INC	DULUTH	COMMUNITY MENTAL HEALTH CENTER	2.6	\$176,869
HUNT SILVER LAKE DRUG	ROCHESTER	PHARMACY	0.3	\$22,212
HUTCHINSON COMMUNITY HOSPITAL	HUTCHINSON	HOSPITAL	1.3	\$197,744
IVERSON CORNER DRUG INC	BEMIDJI	PHARMACY	0.3	\$10,160
LAKE REGION HEALTHCARE CORP	FERGUS FALLS	HOSPITAL	1.2	\$93,287
LAKE VIEW MEMORIAL HOSPITAL	TWO HARBORS	HOSPITAL	0.1	\$30,830
LAKEVIEW CLINIC LTD	WACONIA	PHYSICIAN	0.8	\$26,211

Medical Education and Research Cost (MERC) Grant Distribution

Clinical Training Facility	Location	MHCP Facility Type	FTE Clinical Trainees	Funding
LAKEVIEW MEMORIAL HOSPITAL	STILLWATER	HOSPITAL	3.3	\$166,628
LAKEWOOD HEALTH SYSTEM	STAPLES	HOSPITAL	3.6	\$299,508
LLOYDS PHARMACY	ST PAUL	PHARMACY	0.3	\$46,283
LYN-LAKE PSYCHOTHERAPY AND WELLNESS	MINNEAPOLIS	BILL ENTITY FOR MENTAL HEALTH	0.6	\$7,891
M HEALTH CLINICS & SURGERY CENTER	MINNEAPOLIS	PHYSICIAN	0.8	\$50,619
M HEALTH FAIRVIEW CLINIC - MAPLE G	MAPLE GROVE	PHYSICIAN	1.4	\$17,968
M HEALTH FAIRVIEW CLINIC - ANDOVER	ANDOVER	PHYSICIAN	0.7	\$22,610
M HEALTH FAIRVIEW CLINIC - BROOKLYN	BROOKLYN PARK	PHYSICIAN	0.1	\$11,983
M HEALTH FAIRVIEW CLINIC - CHISAGO	CHISAGO CITY	PHYSICIAN	0.5	\$6,826
M HEALTH FAIRVIEW CLINIC - COTTAGE	COTTAGE GROVE	PHYSICIAN	0.1	\$6,671
M HEALTH FAIRVIEW CLINIC - EAGAN	EAGAN	PHYSICIAN	3.2	\$22,579
M HEALTH FAIRVIEW CLINIC - ELK RIVE	ELK RIVER	PHYSICIAN	0.9	\$18,222
M HEALTH FAIRVIEW CLINIC - FRIDLEY	FRIDLEY	PHYSICIAN	0.6	\$28,738
M HEALTH FAIRVIEW CLINIC - MAPLEWOOD	MAPLEWOOD	PHYSICIAN	1.8	\$46,907
M HEALTH FAIRVIEW CLINIC - NORTH BR	NORTH BRANCH	PHYSICIAN	0.4	\$21,597
M HEALTH FAIRVIEW CLINIC - PRINCETO	PRINCETON	PHYSICIAN	1.2	\$40,258
M HEALTH FAIRVIEW CLINIC - WYOMING	WYOMING	PHYSICIAN	0.8	\$29,908
M HEALTH FAIRVIEW GERIATRIC SERVICE	ST PAUL	PHYSICIAN	0.1	\$12,379
M HEALTH FAIRVIEW SURGERY CLINIC -	MAPLEWOOD	PHYSICIAN	0.5	\$11,016
M HEALTH FAIRVIEWCLINIC - MIDWAY	ST PAUL	PHYSICIAN	0.3	\$16,931
MANKATO CLINIC LTD	MANKATO	PHYSICIAN	0.9	\$35,030
MAPLE GROVE HOSPITAL CORP	MAPLE GROVE	HOSPITAL	1.3	\$178,234
MAYO CLINIC	ROCHESTER	PHYSICIAN	520.9	\$396,078
MAYO CLINIC HEALTH SYSTEM - MANKATO	MANKATO	HOSPITAL	11.4	\$963,719
MAYO CLINIC HEALTH SYSTEM RED WING	RED WING	HOSPITAL	2.0	\$173,198

Medical Education and Research Cost (MERC) Grant Distribution

Clinical Training Facility	Location	MHCP Facility Type	FTE Clinical Trainees	Funding
MAYO CLINIC HEALTH SYSTEM ST JAMES	ST JAMES	HOSPITAL	0.2	\$22,453
MAYO CLINIC HLTH SYS - CANNON FALLS	CANNON FALLS	HOSPITAL	0.1	\$11,218
MAYO CLINIC HLTH SYSTEM NEW PRAGUE	NEW PRAGUE	HOSPITAL	1.7	\$100,007
MAYO CLINIC HOSPITAL ROCHESTER	ROCHESTER	HOSPITAL	689.3	\$3,440,361
MAYO FAMILY CLINIC NORTHWEST	ROCHESTER	PHYSICIAN	0.1	\$5,329
MCHS - EASTRIDGE CLINIC	MANKATO	PHYSICIAN	4.7	\$28,581
MCHS - OWATONNA	OWATONNA	PHYSICIAN	1.2	\$95,318
MCHS ALBERT LEA & AUSTIN	ALBERT LEA	HOSPITAL	4.9	\$595,061
MERCY HOSPITAL	COON RAPIDS	HOSPITAL	11.2	\$1,027,492
MILLE LACS HEALTH SYSTEM	ONAMIA	HOSPITAL	0.4	\$27,247
MINNEAPOLIS CLINIC OF NEUROLOGY	GOLDEN VALLEY	PHYSICIAN	0.4	\$17,500
MINNEAPOLIS CLINIC OF NEUROLOGY	MAPLE GROVE	PHYSICIAN	0.2	\$7,522
MINNESOTA CANCER CARE PHARMACY	MAPLEWOOD	PHARMACY	0.3	\$8,211
NE METRO INTERMEDIATE DISTRICT	WHITE BEAR LAKE	SCHOOL DISTRICT	1.3	\$10,677
NEIGHBORHOOD HEALTHSOURCE	MINNEAPOLIS	FEDERALLY QUALIFIED HLTH CTR	0.3	\$8,959
NEW ULM MEDICAL CENTER	NEW ULM	HOSPITAL	2.6	\$162,932
NORTH MEMORIAL AMBULATORY SURGERY	MAPLE GROVE	AMBULATORY SURGERY CENTER	0.1	\$23,450
NORTH MEMORIAL HEALTH CARE	ROBBINSDALE	HOSPITAL	31.3	\$2,390,002
NORTH MEMORIAL HEALTH CLINIC - BLAI	BLAINE	PHYSICIAN	0.8	\$20,168
NORTH MEMORIAL HEALTH CLINIC - BROO	BROOKLYN CENTER	PHYSICIAN	0.3	\$11,653
NORTH MEMORIAL HEALTH CLINIC - BROO	BROOKLYN PARK	PHYSICIAN	0.2	\$6,797
NORTH MEMORIAL HEALTH CLINIC - CAMD	MINNEAPOLIS	PHYSICIAN	0.3	\$10,717
NORTH MEMORIAL HEALTH CLINIC - ELK	ELK RIVER	PHYSICIAN	0.3	\$5,188
NORTH MEMORIAL HEALTH CLINIC - MG I	MAPLE GROVE	PHYSICIAN	0.3	\$7,081

Medical Education and Research Cost (MERC) Grant Distribution

Clinical Training Facility	Location	MHCP Facility Type	FTE Clinical Trainees	Funding
NORTH MEMORIAL HEALTH CLINIC - NEW	NEW HOPE	PHYSICIAN	0.5	\$12,414
NORTH MEMORIAL HEALTH CLINIC - ST A	ST ANTHONY	PHYSICIAN	0.3	\$7,336
NORTH MEMORIAL HEALTH SPECIALTY CLI	ROBBINSDALE	PHYSICIAN	0.5	\$26,048
NORTHFIELD HOSPITAL	NORTHFIELD	HOSPITAL	1.1	\$57,075
NORTHPOINT HEALTH AND WELLNESS CTR	MINNEAPOLIS	FEDERALLY QUALIFIED HLTH CTR	0.3	\$27,918
NORTHPOINT HEALTH CENTER PHARMACY	MINNEAPOLIS	FEDERALLY QUALIFIED HLTH CTR	0.5	\$15,501
NORTHPOINT HLTH & WELLNESS CTR DNTL	MINNEAPOLIS	FEDERALLY QUALIFIED HLTH CTR	1.4	\$53,190
NYSTROM & ASSOCIATES LTD	APPLE VALLEY	PHYSICIAN	0.7	\$31,121
NYSTROM & ASSOCIATES LTD	BAXTER	PHYSICIAN	0.3	\$14,117
NYSTROM & ASSOCIATES LTD	COON RAPIDS	BILL ENTITY FOR MENTAL HEALTH	0.1	\$11,068
NYSTROM & ASSOCIATES LTD	MAPLE GROVE	BILL ENTITY FOR MENTAL HEALTH	0.3	\$26,108
NYSTROM & ASSOCIATES LTD	NEW BRIGHTON	PHYSICIAN	2.4	\$87,655
NYSTROM & ASSOCIATES LTD	OTSEGO	BILL ENTITY FOR PHYSICIAN SVCS	0.1	\$9,038
NYSTROM & ASSOCIATES LTD	SARTELL	BILL ENTITY FOR MENTAL HEALTH	0.1	\$10,878
OLIVIA HOSPITAL & CLINIC	OLIVIA	HOSPITAL	0.3	\$43,164
OLMSTED MEDICAL CENTER	ROCHESTER	HOSPITAL	0.9	\$29,128
OLMSTED MEDICAL GROUP	ROCHESTER	PHYSICIAN	1.0	\$48,343
OWATONNA HOSPITAL	OWATONNA	HOSPITAL	2.5	\$163,836
PARK NICOLLET CLINIC BLOOMINGTON	BLOOMINGTON	PHYSICIAN	0.1	\$17,438
PARK NICOLLET CLINIC BROOKDALE	BROOKLYN CENTER	PHYSICIAN	0.5	\$76,312
PARK NICOLLET CLINIC BURNSVILLE	BURNSVILLE	PHYSICIAN	2.1	\$58,268

Medical Education and Research Cost (MERC) Grant Distribution

Clinical Training Facility	Location	MHCP Facility Type	FTE Clinical Trainees	Funding
PARK NICOLLET CLINIC CREEKSIDE	ST LOUIS PARK	PHYSICIAN	7.1	\$11,134
PARK NICOLLET CLINIC EAGAN	EAGAN	PHYSICIAN	0.2	\$13,809
PARK NICOLLET CLINIC MEADOWBROOK	ST LOUIS PARK	PHYSICIAN	1.2	\$112,738
PARK NICOLLET CLINIC MINNEAPOLIS	MINNEAPOLIS	PHYSICIAN	0.3	\$27,916
PARK NICOLLET CLINIC SHAKOPEE	SHAKOPEE	PHYSICIAN	0.4	\$49,877
PARK NICOLLET CLINICS	ST LOUIS PARK	PHYSICIAN	4.9	\$386,663
PARK NICOLLET METHODIST HOSP	ST LOUIS PARK	HOSPITAL	25.6	\$1,416,411
PERHAM HEALTH	PERHAM	HOSPITAL	0.2	\$10,675
PHALEN FAMILY PHARMACY LTD	ST PAUL	PHARMACY	0.2	\$14,492
PLANNED PARENTHOOD MN ND SD	ST PAUL	FAMILY PLANNING AGENCY	1.3	\$38,900
PNC - HEART & VASCULAR CENTER	ST LOUIS PARK	PHYSICIAN	0.3	\$23,955
PNC MAPLE GROVE CLINIC & SPEC CNTR	MAPLE GROVE	PHYSICIAN	0.6	\$92,905
PPMNS APPLE VALLEY	APPLE VALLEY	FAMILY PLANNING AGENCY	0.4	\$14,006
RANGE MENTAL HEALTH CENTER	VIRGINIA	COMMUNITY MENTAL HEALTH CENTER	0.6	\$51,558
REGINA HOSPITAL	HASTINGS	HOSPITAL	0.9	\$61,428
REGIONS HOSPITAL	ST PAUL	HOSPITAL	154.0	\$3,486,435
RICE STREET CLINIC	ST PAUL	PHYSICIAN	0.4	\$34,526
RIDGEVIEW MEDICAL CENTER	WACONIA	HOSPITAL	1.1	\$30,877
RIVERWOOD AITKIN CLINIC	AITKIN	RURAL HEALTH CLINIC	0.3	\$28,630
RIVERWOOD GARRISON CLINIC PHARMACY	GARRISON	PHARMACY	0.1	\$6,006
RIVERWOOD HEALTHCARE CENTER	AITKIN	HOSPITAL	0.7	\$65,585
SANFORD BEMIDJI MEDICAL CENTER	BEMIDJI	HOSPITAL	1.6	\$139,316
SANFORD CANBY MEDICAL CENTER RHC	CANBY	RURAL HEALTH CLINIC	0.2	\$10,821
SANFORD HEALTH BROADWAY CLINIC	ALEXANDRIA	PHYSICIAN	0.2	\$13,444

Medical Education and Research Cost (MERC) Grant Distribution

Clinical Training Facility	Location	MHCP Facility Type	FTE Clinical Trainees	Funding
SANFORD LUVERNE MEDICAL CENTER	LUVERNE	HOSPITAL	0.4	\$24,123
SANFORD WORTHINGTON MEDICAL CENTER	WORTHINGTON	HOSPITAL	0.3	\$17,230
SCENIC RIVERS HEALTH SERVICES	BIGFORK	FEDERALLY QUALIFIED HLTH CTR	0.3	\$15,210
SCENIC RIVERS HLTH SERVICES DENTAL	COOK	FEDERALLY QUALIFIED HLTH CTR	0.1	\$16,287
SETZER PHARMACY & GIFT CENTER	ROSEVILLE	PHARMACY	0.9	\$62,711
SHARPE DILLON COCKSON & ASSOCIATES	EDINA	PHYSICIAN	0.1	\$5,712
SLEEPY EYE MEDICAL CENTER	SLEEPY EYE	HOSPITAL	0.4	\$19,734
SOUTH LAKE PEDIATRICS	MINNETONKA	PHYSICIAN	0.2	\$8,330
SOUTHDALE PEDIATRIC ASSOCIATES LTD	EDINA	PHYSICIAN	0.5	\$6,122
ST CLOUD HOSPITAL	ST CLOUD	HOSPITAL	16.7	\$1,960,183
ST DAVID'S CENTER	MINNETONKA	BILL ENTITY FOR MENTAL HEALTH	0.6	\$6,909
ST FRANCIS REGIONAL MEDICAL CENTER	SHAKOPEE	HOSPITAL	1.4	\$67,434
ST GABRIELS HOSPITAL	LITTLE FALLS	HOSPITAL	1.6	\$6,100
ST LUKES HOSPITAL	DULUTH	HOSPITAL	13.6	\$959,990
STELLIS HEALTH PA - BUFFALO CLINIC	BUFFALO	PHYSICIAN	1.1	\$25,574
STELLIS HEALTH PA-MONTICELLO CLINIC	MONTICELLO	PHYSICIAN	1.2	\$24,533
STEVENS COMMUNITY MED CTR CLINIC	MORRIS	PHYSICIAN	0.5	\$12,708
THERAPEUTIC SERVICES AGENCY INC	PINE CITY	BILL ENTITY FOR MENTAL HEALTH	1.3	\$37,363
TOUCHSTONE MENTAL HEALTH	MINNEAPOLIS	HOME AND COMMUNITY SRV PROV.	0.6	\$10,827
TRI COUNTY HOSPITAL	WADENA	HOSPITAL	2.5	\$253,274
TRIA CLINIC	BLOOMINGTON	PHYSICIAN	5.4	\$41,030



Medical Education and Research Cost (MERC) Grant Distribution

Clinical Training Facility	Location	MHCP Facility Type	FTE Clinical Trainees	Funding
TRIA ORTHOPAEDIC CENTER ASC LLC	BLOOMINGTON	AMBULATORY SURGERY CENTER	0.6	\$50,843
TRIA ORTHOPAEDIC CENTER LLC	WOODBURY	PHYSICIAN	0.9	\$26,694
TRUMM DRUG DOWNTOWN	ALEXANDRIA	PHARMACY	0.1	\$9,684
TWIN CITIES ORTHOPEDICS	EAGAN	PHYSICIAN	0.5	\$14,359
TWIN CITIES ORTHOPEDICS	MAPLE GROVE	PHYSICIAN	0.2	\$5,599
TWIN CITIES ORTHOPEDICS PA	EDINA	PHYSICIAN	0.6	\$35,822
TWIN CITIES ORTHOPEDICS PA	WOODBURY	PHYSICIAN	0.6	\$7,167
UMMC FAIRVIEW	MINNEAPOLIS	HOSPITAL	443.9	\$5,512,065
UMP BROADWAY FAMILY MEDICINE	MINNEAPOLIS	PHYSICIAN	11.5	\$29,687
UNITED HOSPITAL	ST PAUL	HOSPITAL	25.9	\$1,799,099
UNIV OF MN SCHOOL OF DENTISTRY	MINNEAPOLIS	DENTIST	201.3	\$50,191
UNIVERSITY OF MINNESOTA PHYSICIANS	MINNEAPOLIS	PHYSICIAN	2.0	\$14,730
VOYAGE HEALTHCARE	MAPLE GROVE	PHYSICIAN	0.7	\$31,061
WALGREENS #02496	BURNSVILLE	PHARMACY	0.2	\$16,476
WALGREENS #02661	APPLE VALLEY	PHARMACY	0.2	\$16,301
WALGREENS #02805	WEST ST PAUL	PHARMACY	0.2	\$22,278
WALGREENS #03114	EDINA	PHARMACY	0.2	\$14,848
WALGREENS #04260	HOPKINS	PHARMACY	0.2	\$15,470
WALGREENS #04882	INVER GROVE HEIGHTS	PHARMACY	0.1	\$14,403
WALGREENS #06280	EDEN PRAIRIE	PHARMACY	0.2	\$17,638
WALGREENS #06943	INVER GROVE HEIGHTS	PHARMACY	0.3	\$19,608
WALGREENS #07126	DULUTH	PHARMACY	0.5	\$45,713
WALGREENS #07781	BLAINE	PHARMACY	0.2	\$16,679
WALGREENS #09511	BLOOMINGTON	PHARMACY	0.1	\$12,032

Medical Education and Research Cost (MERC) Grant Distribution

Clinical Training Facility	Location	MHCP Facility Type	FTE Clinical Trainees	Funding
WALGREENS #10188	WOODBURY	PHARMACY	0.4	\$23,563
WALGREENS #10501	VIRGINIA	PHARMACY	0.2	\$14,999
WALGREENS #10641	EAGAN	PHARMACY	0.1	\$12,849
WALGREENS #11125	HIBBING	PHARMACY	0.2	\$16,742
WALGREENS #11419	BURNSVILLE	PHARMACY	0.2	\$13,878
WALGREENS #11690	WACONIA	PHARMACY	0.3	\$26,030
WALGREENS #13877	DULUTH	PHARMACY	0.5	\$43,594
WALGREENS #15051	ST CLOUD	PHARMACY	0.3	\$27,599
WALGREENS #15439	CLOQUET	PHARMACY	0.2	\$20,239
WALGREENS #16476	ST PAUL	PHARMACY	0.2	\$20,290
WALGREENS PHARMACY #01751	MAPLEWOOD	PHARMACY	0.1	\$10,520
WALGREENS PHARMACY #02316	BROOKLYN PARK	PHARMACY	0.1	\$10,520
WALGREENS PHARMACY #02767	PLYMOUTH	PHARMACY	0.2	\$15,844
WALGREENS PHARMACY #02769	WHITE BEAR LAKE	PHARMACY	0.2	\$21,040
WALGREENS PHARMACY #02935	COON RAPIDS	PHARMACY	0.2	\$18,925
WALGREENS PHARMACY #03122	OAKDALE	PHARMACY	0.2	\$16,417
WALGREENS PHARMACY #04119	MINNEAPOLIS	PHARMACY	0.4	\$52,853
WALGREENS PHARMACY #04394	BLOOMINGTON	PHARMACY	0.2	\$15,421
WALGREENS PHARMACY #06056	WOODBURY	PHARMACY	0.2	\$18,815
WALGREENS PHARMACY #07290	MANKATO	PHARMACY	0.1	\$12,659
WALGREENS PHARMACY #09728	CHANHASSEN	PHARMACY	0.2	\$19,796
WALGREENS PHARMACY #09795	ST PAUL	PHARMACY	0.8	\$68,220
WALGREENS PHARMACY #11916	MINNEAPOLIS	PHARMACY	0.4	\$36,229
WALGREENS PHARMACY #12510	PLYMOUTH	PHARMACY	0.2	\$13,280
WALGREENS PHARMACY #13163	GRAND RAPIDS	PHARMACY	0.2	\$16,538

Medical Education and Research Cost (MERC) Grant Distribution

Clinical Training Facility	Location	MHCP Facility Type	FTE Clinical Trainees	Funding
WALGREENS PHARMACY #13690	ST PAUL	PHARMACY	0.1	\$9,563
WALGREENS PHARMACY #13753	EDINA	PHARMACY	0.1	\$8,007
WALGREENS PHARMACY #15149	DULUTH	PHARMACY	0.2	\$20,627
WALGREENS PHARMACY #15982	MINNEAPOLIS	PHARMACY	0.1	\$12,273
WALGREENS PHARMACY #16275	MINNEAPOLIS	PHARMACY	0.2	\$21,861
WASHBURN CENTER FOR CHILDREN	MINNEAPOLIS	COMMUNITY MENTAL HEALTH CENTER	4.6	\$54,726
WELIA HEALTH	MORA	HOSPITAL	3.7	\$151,027
WEST SIDE COMMUNITY HEALTH SERVICES	ST PAUL	FEDERALLY QUALIFIED HLTH CTR	0.3	\$29,668
WILDER CHILDREN AND FAMILY SERVICES	ST PAUL	COMMUNITY MENTAL HEALTH CENTER	2.2	\$117,629
WINONA HEALTH SERVICES	WINONA	HOSPITAL	0.8	\$37,158
			<b>3,065.8</b>	<b>\$59,127,000</b>

*Facility names are based on enrollment in the Minnesota Health Care Program (MHCP). Some facilities have similar names but are different facility locations and/or MHCP providers.*