



---

# Medical Education and Research Cost (MERC) Grant Distribution

Report to Minnesota Legislature 2022

06/01/2022

## **Medical Education and Research Cost (MERC) Grant Distribution 2022**

Minnesota Department of Health  
Office of Rural Health & Primary Care  
PO Box 64882  
St. Paul, MN 55164-0882  
651-201-3566  
[health.merc@state.mn.us](mailto:health.merc@state.mn.us)  
[www.health.state.mn.us](http://www.health.state.mn.us)

As requested by Minnesota Statute 3.197: This report cost approximately \$2,000 to prepare, including staff time, printing, and mailing expenses.

*Upon request, this material will be made available in an alternative format such as large print, Braille, or audio recording.  
Printed on recycled paper.*

**Table of Contents**

- Medical Education and Research Cost (MERC) Grant Distribution..... 1**
- Background..... 4
- Reporting ..... 4
- Funding ..... 5
- Application Process ..... 5
- Applicants and Grant Recipients ..... 5
  - Sponsoring Institution ..... 5
  - Provider Types..... 7
  - Training Facility Types..... 9
  - County ..... 11
  - Clinical Training Facilities ..... 13
  - Training Expenditures.....16
- Conclusion and Next Steps ..... 17
- Appendix A – MERC Grant Applicants Receiving Funds..... 19

## Background

The Medical Education and Research Costs (MERC) Program was established in 1996 as a way of recognizing the need for, and value of, investing in medical education to ensure a high-quality health care system for all Minnesotans. Clinical training as a part of medical education adds costs to health care services, and without outside support, would unfairly penalize providers willing to offer training opportunities by forcing them to compete with facilities that were not willing to provide this necessary training. The MERC program provides support and funding for these teaching activities under the guidance of a committee of stakeholders and medical education professionals.

The Commissioner of Health has been responsible for administering the MERC program since 1998. Since its first year of funding in 1997, the MERC program has distributed over \$1.1 billion to hospitals, clinics, and other clinical training facilities throughout Minnesota to help cover the cost of training health professionals.

Grants are determined through a distribution formula established in Minnesota Statutes, section 62J.692. The current formula calculates the total Medicaid revenue pool across all eligible sites and then determines the percentage of total Medicaid revenue associated with each clinical training facility. This percentage is then applied to the amount of available funding to calculate each facility's grant. The grants to clinical training facilities cannot exceed the facility's reported clinical training expenditures, nor can they exceed the 95th percentile grant per FTE cap. Facilities must provide at least 0.1 FTE (208 clinical hours) of training. Facilities that would receive grants of less than \$5,000 do not qualify for MERC funding, and their funding is redistributed among those that qualify.

The formula has changed over the years due to varying perspectives and priorities. Debate about the formula has generally centered on whether the program is designed to support clinical training wherever it occurs, versus facilities that have a larger share of the Medicaid business. The former argument (funding where training occurs) is driven by a cost-based formula that allows grant funds to flow to the facilities that train the highest number of students or residents and thus face the highest costs. The latter argument is driven using Medicaid funds as a major source of the program's appropriation, and therefore funds should be directed primarily to those facilities that have a larger share of the Medicaid business.

Additional background information and details on past distributions can be found at <http://www.health.state.mn.us/divs/hpsc/hep/merc/publications/index.html>.

## Reporting

Throughout this report, the current funding year reflects state fiscal year 2022; the 'data year' reflects fiscal year 2020 clinical training, which is the reference year for data in the MERC application. Numbers are rounded for reporting purposes.

## Funding

The MERC grant was funded in state fiscal year 2022 through a carve-out from the Prepaid Medical Assistance Program (PMAP) rates, an appropriation from Minnesota’s cigarette tax and federal matching funds, and appropriations from the state General Fund and the Health Care Access Fund. The distribution to clinical training facilities totaled \$59,127,000.

**Table 1 - MERC Grant Funds**

<b>MERC Grant Funds</b>	<b>Amount</b>
<b>PMAP Funds</b>	<b>\$49,552,000</b>
<b>Cigarette Tax Funds</b>	<b>\$7,575,000</b>
Cigarette tax appropriation	\$3,937,000
Less administration*	-\$149,500
Federal match	\$3,787,500
<b>General Fund</b>	<b>\$1,000,000</b>
<b>Health Care Access Fund</b>	<b>\$1,000,000</b>
<b>Overall Funding</b>	<b>\$59,127,000</b>

\* A maximum of \$150,000 of the funds dedicated to the commissioner under section [297F.10, subdivision 1](https://www.revisor.mn.gov/statutes/cite/297F.10) (<https://www.revisor.mn.gov/statutes/cite/297F.10>) may be used by the commissioner for administrative expenses associated with implementing the MERC program.

## Application Process

Grant applications for clinical training in Minnesota are submitted to the Minnesota Department of Health by sponsoring institutions. These sponsoring institutions coordinate the grant process on behalf of their accredited teaching programs and the facilities providing clinical training for the program’s trainees.

## Applicants and Grant Recipients

### Sponsoring Institution

In total, 24 sponsoring institutions submitted grant applications. These sponsoring institutions were applying on behalf of 322 teaching programs whose students/residents received clinical training in Minnesota during the teaching programs’ 2020 fiscal year.

## Medical Education and Research Cost (MERC) Grant Distribution

The grant payments listed in Table 2 were distributed in April 2022. Since the grant was designed to offset costs at clinical training facilities, not the sponsoring institution, the sponsoring institutions are required to pass available funds on to eligible facilities where the students or residents clinical training was provided within 60 days of receipt. Many entities in Minnesota are both sponsoring institutions and training sites.

**Table 2 - Fiscal Year 2020 Sponsoring Institutions**

Sponsoring Institution	Teaching Programs	Clinical Training Facilities	Clinical Trainee FTEs	Grant
Abbott Northwestern Hospital	6	18	32.9	\$1,661,660
Augsburg University	4	84	23.2	\$662,117
Bethel University	2	82	12.9	\$597,015
Children's Minnesota	3	3	4.6	\$252,106
College of St. Scholastica	2	77	12.3	\$423,997
Essentia Health St. Joseph's Medical Center	1	1	2.0	\$87,609
Essentia Health St. Mary's Medical Center	1	1	3.0	\$0
Hennepin County Medical Center	25	73	267.4	\$7,661,334
Mayo Clinic	117	225	1,202.7	\$4,543,714
Mercy Hospital	2	5	3.9	\$839,661
Metropolitan State University	2	46	3.1	\$101,931
Minnesota State University, Mankato	2	48	14.6	\$395,385
North Memorial Medical Center	2	3	4.9	\$393,435
Regions Hospital	10	58	62.9	\$2,095,505
Saint Mary's University of Minnesota	2	20	23.1	\$913,718
St. Catherine University	3	107	29.0	\$867,625
St. Cloud Hospital	1	1	1.9	\$72,980
St. Cloud State University	1	7	2.9	\$52,708
St. Luke's Hospital	3	3	4.0	\$125,444
United Hospital	3	29	21.9	\$1,750,973
University of Minnesota Medical Center, Fairview	14	17	30.5	\$1,804,085
University of MN Academic Clinical Affairs	104	1,089	1,311.9	\$33,349,927
University of St. Thomas	2	31	15.9	\$249,382
Winona State University	10	64	7.2	\$224,689
<b>Total</b>	<b>322</b>	<b>2,092</b>	<b>3,098.5</b>	<b>\$59,127,000</b>

## Medical Education and Research Cost (MERC) Grant Distribution

### Provider Types

Fifteen provider types are included in MERC legislation. During the period covered by this report, three did not apply: community health workers, dental therapists, and doctors of chiropractic programs.

Advanced Dental Therapists	Dental Residents	Medical Students
Advanced Practice Nurses	Dental Students	Pharmacy Residents
Clinical Social Workers	Dental Therapists	Pharmacy Students
Community Health Workers	Doctors of Chiropractic	Physician Assistants
Community Paramedics	Medical Residents	Psychologists

The applicants encompassed accredited teaching programs that train students and residents in a wide variety of clinical settings. Many support trainees from multiple sponsoring institutions, teaching programs, and provider types.

**Table 3 - Fiscal Year 2020 Provider Types and Teaching Program Applicants**

Teaching Programs in Minnesota	Training Facility Applicants	Clinical Trainee FTEs
<b>Advanced Dental Therapists</b>	<b>5</b>	<b>3.08</b>
Metropolitan State University	2	0.21
University of MN Academic Clinical Affairs	3	2.87
<b>Advanced Practice Nurses</b>	<b>491</b>	<b>131.47</b>
Augsburg University	11	1.63
Bethel University	22	2.10
College of St. Scholastica	66	7.91
Mayo Clinic	4	42.43
Metropolitan State University	44	2.85
Minnesota State University, Mankato	47	14.43
Saint Mary's University of Minnesota	18	22.01
St. Catherine University	53	6.02
University of MN Academic Clinical Affairs	162	24.90
Winona State University	64	7.18
<b>Clinical Social Workers</b>	<b>85</b>	<b>35.50</b>
Augsburg University	11	6.26
College of St. Scholastica	11	4.37
Minnesota State University, Mankato	1	0.13
St. Catherine University	8	2.21
St. Cloud State University	7	2.89

Medical Education and Research Cost (MERC) Grant Distribution

Teaching Programs in Minnesota	Training Facility Applicants	Clinical Trainee FTEs
University of MN Academic Clinical Affairs	25	10.17
University of St. Thomas	22	9.47
<b>Community Paramedics</b>	<b>1</b>	<b>0.18</b>
Mayo Clinic	1	0.18
<b>Dental Residents</b>	<b>30</b>	<b>51.11</b>
Hennepin County Medical Center	3	11.44
Mayo Clinic	7	13.36
North Memorial Medical Center	2	1.00
University of MN Academic Clinical Affairs	18	25.31
<b>Dental Students</b>	<b>6</b>	<b>182.66</b>
University of MN Academic Clinical Affairs	6	182.66
<b>Medical Residents</b>	<b>806</b>	<b>2,048.08</b>
Abbott Northwestern Hospital	12	26.20
Hennepin County Medical Center	57	240.05
Mayo Clinic	203	1,026.45
Mercy Hospital	2	0.32
Regions Hospital	57	59.83
United Hospital	26	17.23
University of MN Academic Clinical Affairs	449	677.99
<b>Medical Students</b>	<b>221</b>	<b>383.44</b>
Mayo Clinic	2	109.45
University of MN Academic Clinical Affairs	219	273.99
<b>PharmD Residents</b>	<b>92</b>	<b>109.40</b>
Abbott Northwestern Hospital	6	6.74
Children's Minnesota	3	4.55
Essentia Health St. Joseph's Medical Center	1	2.00
Essentia Health St. Mary's Medical Center	1	3.00
Hennepin County Medical Center	12	13.12
Mayo Clinic	8	10.87
Mercy Hospital	3	3.56
North Memorial Medical Center	1	3.91



## Medical Education and Research Cost (MERC) Grant Distribution

Teaching Programs in Minnesota	Training Facility Applicants	Clinical Trainee FTEs
Regions Hospital	1	3.02
St. Cloud Hospital	1	1.88
St. Luke's Hospital	3	4.00
United Hospital	3	4.64
University of Minnesota Medical Center, Fairview	17	30.50
University of MN Academic Clinical Affairs	32	17.61
<b>PharmD Students</b>	<b>161</b>	<b>88.12</b>
University of MN Academic Clinical Affairs	161	88.12
<b>Physician Assistants</b>	<b>164</b>	<b>46.09</b>
Augsburg University	58	14.52
Bethel University	60	10.77
St. Catherine University	46	20.80
<b>Psychologists</b>	<b>30</b>	<b>19.38</b>
Augsburg University	4	0.80
Hennepin County Medical Center	1	2.80
Saint Mary's University of Minnesota	2	1.06
University of MN Academic Clinical Affairs	14	8.31
University of St. Thomas	9	6.41
<b>Total</b>	<b>2,092</b>	<b>3,098.50</b>

### Training Facility Types

Training takes place in a wide variety of settings. The formula's initial weighting on Medicaid plays a significant role in the outcome. Most notably this is seen in the grant to dental facilities. While dental clinics host a significant number of trainees, the grant per FTE is significantly lower than other facility types who have a higher Medicaid volume.

**Table 4 - Facility Types Receiving Fiscal Year 2022 Grants**

Type of Training Facilities	Facilities Applying	Facilities Funded	FTE Clinical Trainees at Facilities Applying	FTE Clinical Trainees at Facilities Funded	Funding
HOSPITAL	90	79	2,091.21	2,089.29	\$51,214,662
PHYSICIAN	262	141	715.59	684.11	\$4,361,818

Medical Education and Research Cost (MERC) Grant Distribution

Type of Training Facilities	Facilities Applying	Facilities Funded	FTE Clinical Trainees at Facilities Applying	FTE Clinical Trainees at Facilities Funded	Funding
PHARMACY	70	43	30.24	24.94	\$1,677,867
FEDERALLY QUALIFIED HLTH CTR	17	13	24.23	23.02	\$705,100
COMMUNITY MENTAL HEALTH CENTER	13	6	12.73	10.09	\$264,252
BILL ENTITY FOR MENTAL HEALTH	19	11	8.25	4.20	\$190,468
AMBULATORY SURGERY CENTER	7	5	2.19	2.16	\$140,780
HOSPICE	1	1	0.41	0.41	\$91,502
COMMUNITY HEALTH CLINIC	5	3	4.58	4.39	\$88,748
BILL ENTITY FOR PHYSICIAN SVCS	14	4	10.09	5.58	\$66,008
INDIAN HEALTH FACILITY PROV	1	1	0.95	0.95	\$65,350
FAMILY PLANNING AGENCY	5	2	1.25	1.19	\$62,775
REGIONAL TREATMENT CENTER	1	1	1.38	1.38	\$51,393
DENTIST	5	1	186.65	175.26	\$43,162
RURAL HEALTH CLINIC	2	2	0.25	0.25	\$23,255
HOME AND COMMUNITY SRV PROV.	6	3	3.69	0.89	\$22,584
APPROVED DAY TREATMENT CENTER	1	1	0.85	0.85	\$18,108
CHEMICAL HEALTH	5	1	1.59	1.10	\$15,874
PUBLIC HEALTH CLINIC	2	1	0.81	0.65	\$10,086
PSYCHIATRIC RESIDENTIAL FACILITY	1	1	0.65	0.65	\$8,107
EARLY INTENSE DEV/BEHAVE INTER	1	1	0.18	0.18	\$5,101

Table 5 shows the facility types that hosted twenty or more FTE trainees. While Medical Assistance revenue is used to calculate initial funding at the facility level, the cost associated with clinical training and number of trainees are used to determine the funding share attributed to a trainee type and teaching program.

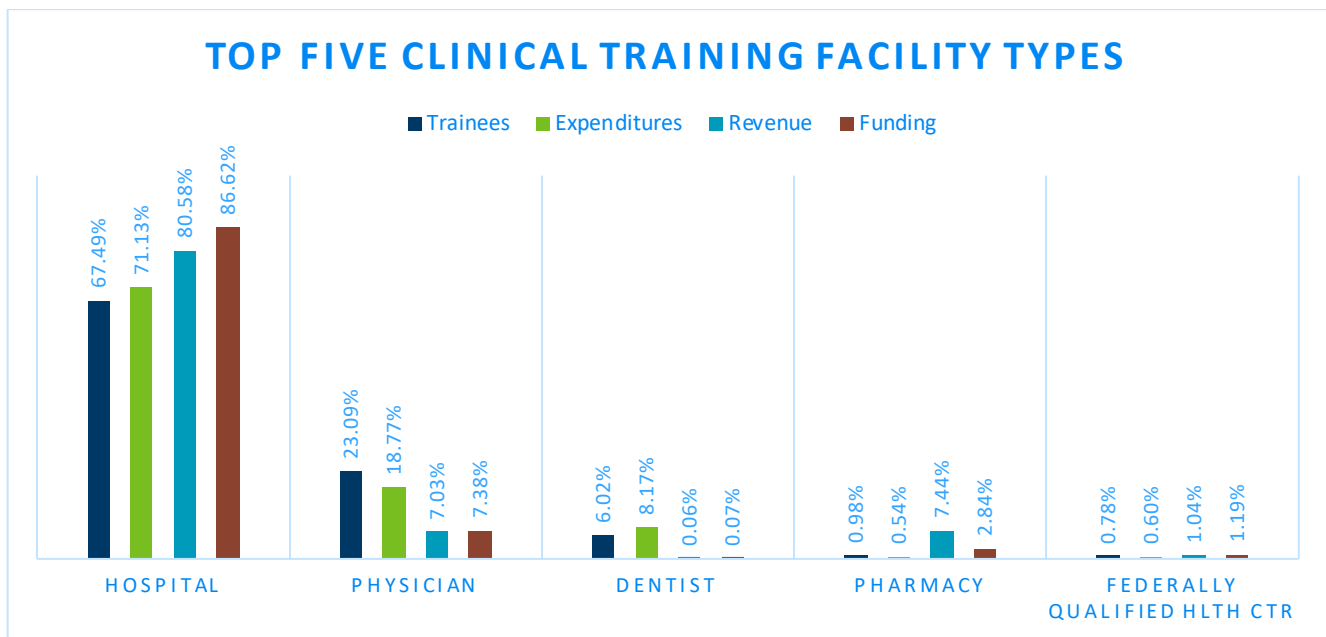
**Table 5 - Top Five Facility Types Hosting Fiscal Year 2020 Students/Residents**

Trainee Type	Hospital	Physician Clinic	Dental Clinic	Pharmacy	Federally Qualified Health Center
Advanced Dental Therapists	0.09	0.00	2.42	0.00	0.31
Advanced Practice Nurses	93.63	32.50	0.00	0.00	1.58
Clinical Social Workers	8.12	2.72	0.00	0.00	1.36
Community Paramedics	0.00	0.18	0.00	0.00	0.00

## Medical Education and Research Cost (MERC) Grant Distribution

Trainee Type	Hospital	Physician Clinic	Dental Clinic	Pharmacy	Federally Qualified Health Center
Dental Residents	33.72	8.22	9.15	0.00	0.02
Dental Students	2.62	0.00	175.08	0.00	4.97
Medical Residents	1,479.41	553.36	0.00	0.00	8.93
Medical Students	299.20	73.85	0.00	0.00	1.97
PharmD Residents	91.47	6.26	0.00	7.63	3.16
PharmD Students	50.19	11.27	0.00	22.61	1.02
Physician Assistants	23.23	22.53	0.00	0.00	0.10
Psychologists	9.52	4.69	0.00	0.00	0.81
<b>Total</b>	<b>2,091.21</b>	<b>715.59</b>	<b>186.65</b>	<b>30.24</b>	<b>24.23</b>

Figure 1



### County

The bulk of clinical training has historically occurred in Hennepin County and Olmsted County while the largest grants are paid to facilities in Hennepin County and Ramsey County. The outcome typically coincides with the county’s share of Medicaid. The figures below compare the relative percent of trainees, expenditures, MA/PMAP reimbursement, and MERC funding.

Medical Education and Research Cost (MERC) Grant Distribution

Figure 2A

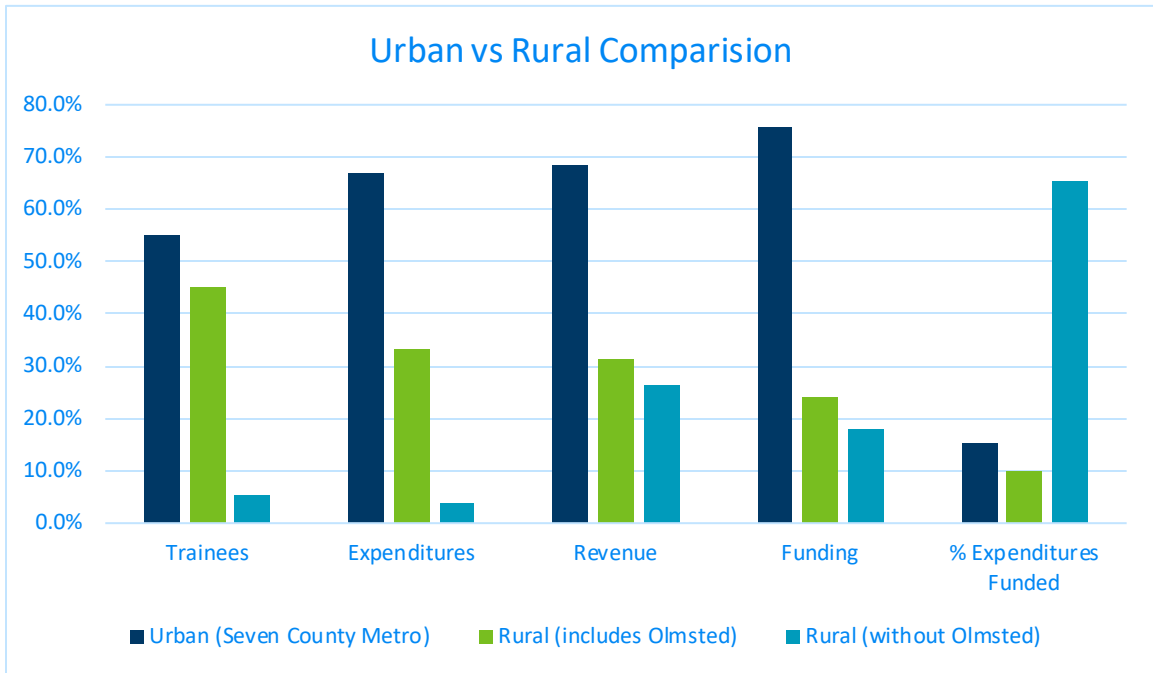


Figure 2B

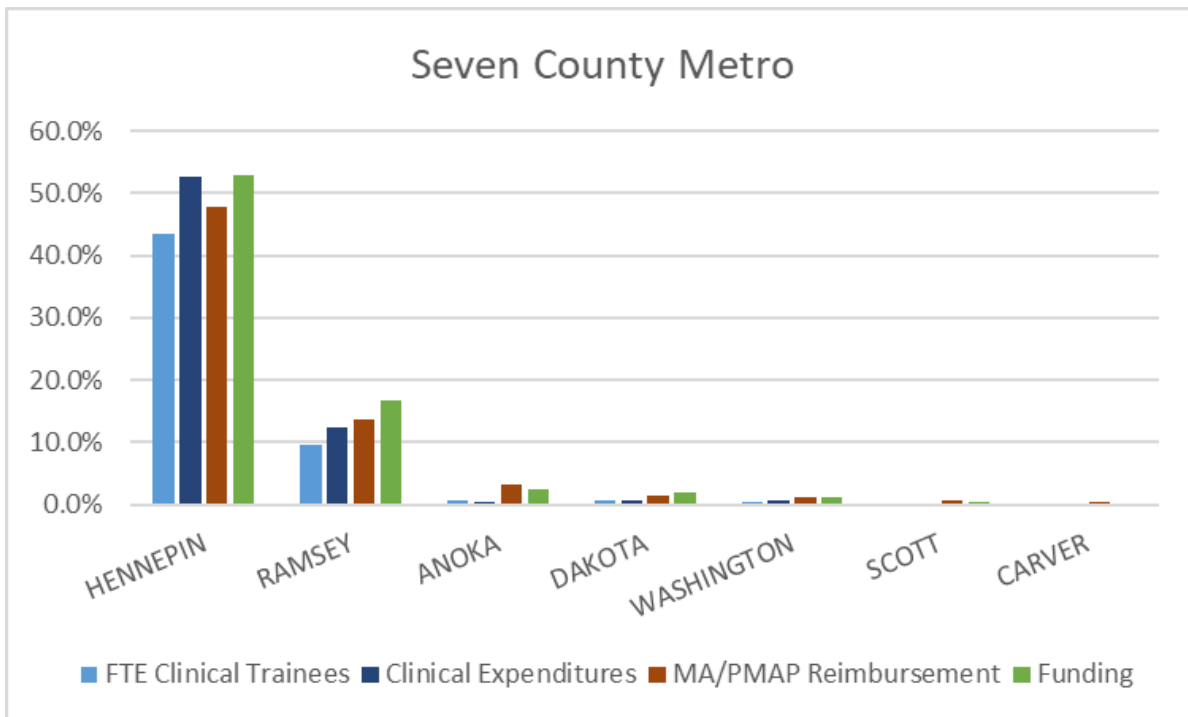
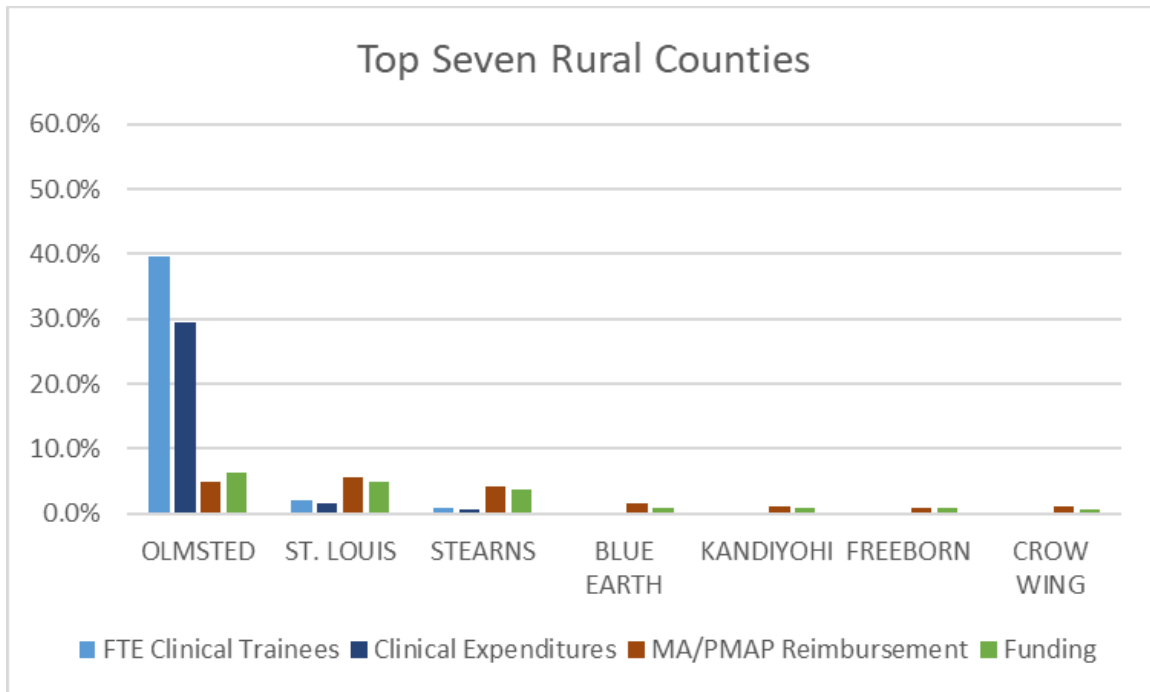


Figure 2C



### Clinical Training Facilities

As noted earlier in the report, MDH received applications from 24 sponsoring institutions that applied on behalf of their 322 teaching programs and the facilities where their students or residents received clinical training. Those applications included funding requests for 533 distinct clinical training facilities that hosted trainees from multiple teaching disciplines.

To qualify for MERC funding, a training facility must have a minimum of 0.1 FTE trainees, submit clinical training expenditures that meet or exceed \$5,000 (the minimum grant amount), and have Medical Assistance revenue during the training year. A total of 150 distinct facilities did not meet these initial qualifications, most (101) because they did not meet the FTE minimum.

Of the 383 training facilities that met the initial qualifications, 321 received grants. The other 62 facilities did not qualify under the formula, which determined their grant amount was less than the \$5,000 minimum facility grant. Because the formula is based on Medical Assistance revenue, facilities that do not meet the minimum grant amount typically have a smaller share of Medical Assistance revenue compared to other grant applicants.

In 2020, MERC training sites provided clinical training to just over 3,098 FTE trainees. Facilities hosting the trainees can change from year to year; some facilities that hosted trainees in 2020 did not host trainees in the prior training period. Table 6 outlines the total number of facilities that qualified and FTEs within the specific grant range.

Medical Education and Research Cost (MERC) Grant Distribution

**Table 6 - Grant Ranges**

Grant	Facilities	FTE Trainees
\$5,000,000 to \$9,999,999	3	876.6784
\$1,000,000 to \$4,999,999	12	1,087.6592
\$500,000 to \$999,999	4	45.6488
\$100,000 to \$499,999	28	614.5909
\$50,000 to \$99,999	36	45.6483
\$20,000 to \$49,999	92	281.2977
\$10,000 to \$19,999	84	47.9960
\$5,000 to \$9,999	62	31.9906
Below Minimum Grant	62	34.8790
Under FTE Minimum	101	5.0350
Expenditures Not Submitted/Withdrew Application	14	13.6293
Expenditures Under Minimum Grant	22	6.1033
No MA/PMAP Revenue for Formula	13	7.3412
<b>Total Distinct Applicants</b>	<b>533</b>	<b>3,098.4977</b>

*A total of 212 sites did not qualify for a grant due to either the \$5,000 minimum or not meeting the initial qualifications.*

Table 7 includes the top 25 grant recipients, who together received 81 percent of the total grant and hosted over 83 percent of the trainees.

**Table 7 - Top 25 Grant Recipients**

Clinical Training Facility	Location	MHCP Facility Type	FTE Trainee	Grant
HENNEPIN COUNTY MEDICAL CENTER	MINNEAPOLIS	HOSPITAL	371.2	\$8,690,873
UMMC FAIRVIEW	MINNEAPOLIS	HOSPITAL	427.2	\$5,870,244
CHILDRENS HEALTH CARE MINNEAPOLIS	MINNEAPOLIS	HOSPITAL	78.2	\$5,152,626
REGIONS HOSPITAL	ST PAUL	HOSPITAL	158.9	\$3,577,118
MAYO CLINIC HOSPITAL ROCHESTER	ROCHESTER	HOSPITAL	672.0	\$3,147,895
ABBOTT NORTHWESTERN HOSPITAL	MINNEAPOLIS	HOSPITAL	73.6	\$2,857,797
NORTH MEMORIAL HEALTH CARE	ROBBINSDALE	HOSPITAL	33.1	\$2,590,924
UNITED HOSPITAL	ST PAUL	HOSPITAL	21.3	\$1,707,689
ST CLOUD HOSPITAL	ST CLOUD	HOSPITAL	14.3	\$1,622,382
PARK NICOLLET METHODIST HOSP	ST LOUIS PARK	HOSPITAL	29.3	\$1,394,583
GILLETTE CHILDRENS SPEC HOSP	ST PAUL	HOSPITAL	13.4	\$1,278,703

Medical Education and Research Cost (MERC) Grant Distribution

Clinical Training Facility	Location	MHCP Facility Type	FTE Trainee	Grant
MERCY HOSPITAL	COON RAPIDS	HOSPITAL	10.3	\$1,191,271
HEALTHEAST ST JOSEPHS HOSPITAL	ST PAUL	HOSPITAL	21.2	\$1,105,334
ESSENTIA HLTH ST MARYS MEDICAL CNTR	DULUTH	HOSPITAL	25.3	\$1,094,172
ST LUKES HOSPITAL	DULUTH	HOSPITAL	14.9	\$1,000,159
FAIRVIEW SOUTHDALE HOSPITAL	MINNEAPOLIS	HOSPITAL	14.9	\$969,395
HEALTHEAST ST JOHNS HOSPITAL	MAPLEWOOD	HOSPITAL	22.1	\$892,680
FAIRVIEW RIDGES HOSPITAL	BURNSVILLE	HOSPITAL	5.8	\$773,582
FAIRVIEW HOME INFUSION	MINNEAPOLIS	PHARMACY	2.9	\$519,091
MCHS ALBERT LEA & AUSTIN	ALBERT LEA	HOSPITAL	3.5	\$476,037
MAYO CLINIC	ROCHESTER	PHYSICIAN	527.0	\$460,690
ESSENTIA HEALTH DULUTH	DULUTH	HOSPITAL	5.5	\$422,189
MAYO CLINIC HEALTH SYSTEM - MANKATO	MANKATO	HOSPITAL	2.6	\$410,482
CARRIS HEALTH LLC	WILLMAR	HOSPITAL	3.0	\$387,310
PARK NICOLLET CLINICS	ST LOUIS PARK	PHYSICIAN	6.7	\$360,453

A relatively small number of clinical training sites are responsible for most of the training that is supported by MERC funding. Twenty-one facilities hosted at least 10 FTEs. These facilities represented 88 percent of the qualifying FTEs trained in Minnesota and received just over 75 percent of the available MERC funds. Six facilities hosted more than 150 FTEs, accounting for just over 75 percent of the qualifying trainees in Minnesota and receiving just under 37 percent of the available funding. Because grants are based on relative Medicaid volume, rather than on number of FTE trainees, the grant per FTE trainee varies widely across facilities.

Table 8 – Facilities with more than 150 Fulltime Equivalent Trainees

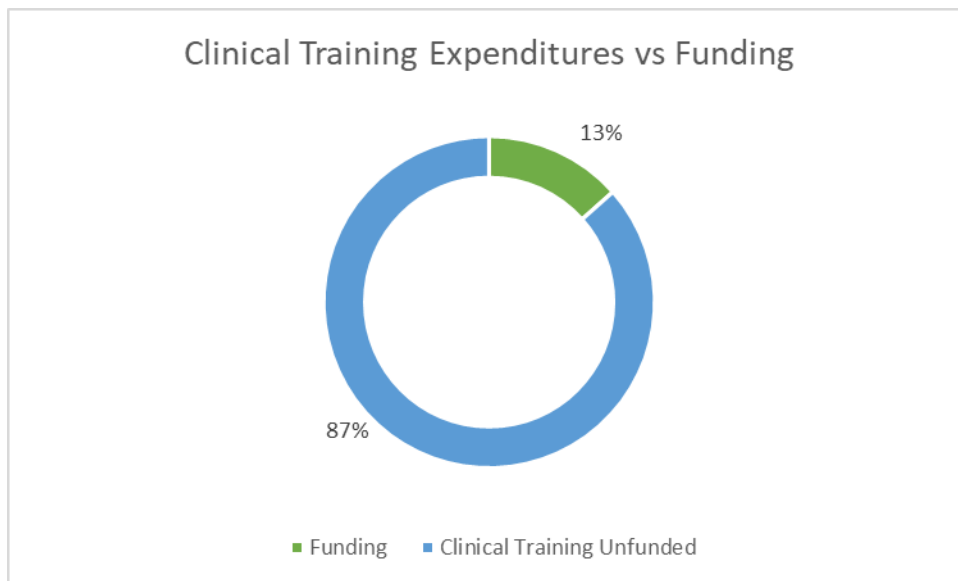
Clinical Training Facility	Location	MHCP Facility Type	FTE Clinical Trainees	SFY22 Grant
MAYO CLINIC HOSPITAL ROCHESTER	ROCHESTER	HOSPITAL	672.0149	\$3,147,895
MAYO CLINIC	ROCHESTER	PHYSICIAN	527.0121	\$460,690
UMMC FAIRVIEW	MINNEAPOLIS	HOSPITAL	427.2406	\$5,870,244
HENNEPIN COUNTY MEDICAL CENTER	MINNEAPOLIS	HOSPITAL	371.2348	\$8,690,873
UNIV OF MN SCHOOL OF DENTISTRY	MINNEAPOLIS	DENTIST	175.2600	\$43,162
REGIONS HOSPITAL	ST PAUL	HOSPITAL	158.9390	\$3,577,118

## Training Expenditures

The MERC formula caps the amount of funding an organization can receive to ensure that grants do not exceed the organization's costs of providing clinical training to eligible trainees. This provision of the program, which was enacted in 2013, ensures that funding is targeted to support the costs of training. While a site is capped at their total expenditures across a variety of training types, their grant is initially based on the facility's relative MA/PMAP reimbursement. The expenditure limits can provide an incentive for training facilities to take on additional trainees when their Medicaid volume is high, and their prior trainee count is low. However, larger facilities that already have expenditures beyond their grant amounts will not see an increase in their grant by taking on new provider types or additional trainees.

More than \$440 million in training-related expenses were submitted by the Minnesota clinical training facilities applying for MERC funding. In a typical grant cycle, MERC supports between 13-17% of the overall reported health professions expenditures.

Figure 3A

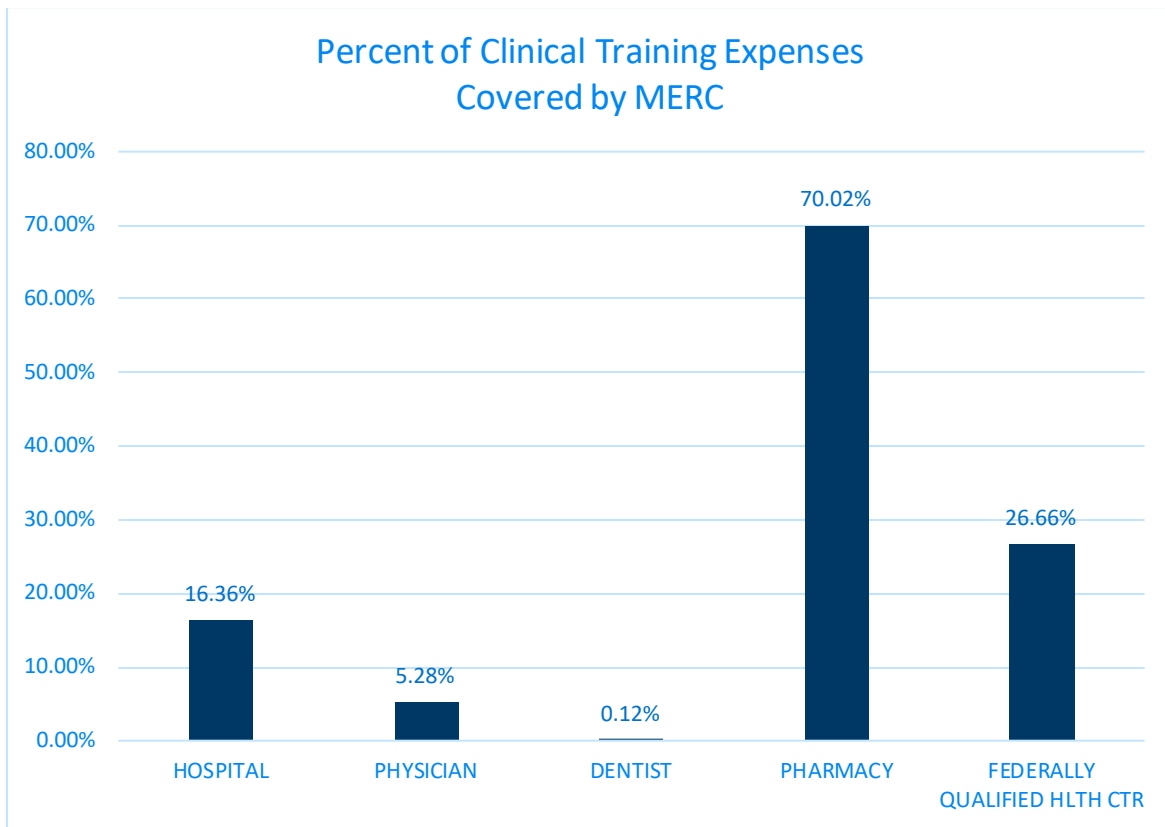


The impact MERC funding has on clinical training expenditures can vary by facility type. Facilities that hosted twenty or more trainees are shown in the figure below. Hospitals incurred over 71% of the total training expenditures in Minnesota and receive just over 86% of the funds available through the MERC program; however, their actual expenditure reimbursement was only slightly more than 16%. Meanwhile, pharmacies incurred 0.5% of the overall training expenditures, receive just under 3% of MERC funds, but their expenditure reimbursement was 70%. With so many moving pieces, changes to any applicant or one part of the formula can impact the outcome.



## Medical Education and Research Cost (MERC) Grant Distribution

Figure 3B Facilities Hosting Over 20 FTE Trainees



For the current grant distribution, there were 137 facilities whose share of the grant pool, based on their Medicaid revenue, exceeded their training expenditures. Consequently, their grant was capped at their reported expenditure amount as required by statute.

## Conclusion and Next Steps

The program continues to operate more efficiently through the implementation of an application portal that rolled out in August 2019. The application portal has made it possible for applications, approvals, and reporting to take place electronically.

For over 20 years, the MERC program has played a critical role in providing funding to clinical training sites across Minnesota. The MERC grant is part of a comprehensive set of initiatives designed to help ensure Minnesota's health care workforce is prepared to meet a changing payment, care delivery and training landscape.

The way the formula works, however, can make it difficult to know whether it is increasing the volume or affecting the type or location of training, especially in the areas of newer focus, or serving as a support to help sustain existing training capacity. Currently, the grant a facility receives won't necessarily increase when a new provider type begins training at a facility; the facility's costs may increase, but unless their Medicaid revenue increases at the same time, there will not likely be an

## Medical Education and Research Cost (MERC) Grant Distribution

increase in their grant amount unless the facility was capped at their expenditures in the previous period. Larger facilities that already have expenditures beyond their grant amounts also will not see an increase by taking on new provider types or additional trainees.

The MERC program has been funded primarily through a 1115 Waiver. The current waiver has a temporary extension through 2022, and CMS has indicated they are not likely to renew the current waiver, which could significantly impact funding for medical education. Without a replacement for the funding available for this program, less than 30% of the training sites currently applying would qualify for funding and those qualifying would see significant decreases in the amount of their grant.

As with any reduction in budget, there would be an increased financial burden on the facilities providing clinical training. As a result, Minnesota may see a reduction in the number of clinical training facilities which could delay the education process and result in additional workforce shortages compounding the overall health care workforce decline. Funding for medical education is vital in securing clinical training opportunities to assist in the growing need for health care workforce.

In the coming years, MDH will continue to work with the Department of Human Services, CMS and stakeholders to identify an alternative to the current waiver process and explore how MERC can support a more robust, forward-thinking, and responsive system of providing clinical training to health professions to help meet Minnesota's future health workforce needs.

## Appendix A – MERC Grant Applicants Receiving Funds

Clinical Training Facility	Location	MHCP Facility Type	FTE Clinical Trainees	Grant
ABBOTT NORTHWESTERN HOSPITAL	MINNEAPOLIS	HOSPITAL	73.6	\$2,857,797
ALEXANDRIA CLINIC	ALEXANDRIA	PHYSICIAN	0.5	\$29,425
ALLINA HEALTH BANDANA SQUARE CLINIC	ST PAUL	PHYSICIAN	0.6	\$58,994
ALLINA HEALTH BLOOMINGTON CLINIC	BLOOMINGTON	PHYSICIAN	0.3	\$11,649
ALLINA HEALTH BUFFALO CROSSROADS	BUFFALO	PHYSICIAN	0.1	\$8,831
ALLINA HEALTH CAMBRIDGE CLINIC	CAMBRIDGE	PHYSICIAN	1.1	\$81,676
ALLINA HEALTH CHAMPLIN CLINIC	CHAMPLIN	PHYSICIAN	0.6	\$18,575
ALLINA HEALTH CHASKA CLINIC	CHASKA	PHYSICIAN	0.1	\$6,218
ALLINA HEALTH CLINIC - BUFFALO	BUFFALO	PHYSICIAN	0.3	\$12,382
ALLINA HEALTH COON RAPIDS CLINIC	COON RAPIDS	PHYSICIAN	0.3	\$17,936
ALLINA HEALTH COTTAGE GROVE CLINIC	COTTAGE GROVE	PHYSICIAN	0.2	\$14,538
ALLINA HEALTH DISTRICT ONE PHARMACY	FARIBAULT	PHARMACY	0.4	\$5,076
ALLINA HEALTH EAGAN CLINIC	EAGAN	PHYSICIAN	0.1	\$6,822
ALLINA HEALTH EAST LAKE ST CLINIC	MINNEAPOLIS	PHYSICIAN	0.6	\$24,687
ALLINA HEALTH FARIBAULT CLINIC	FARIBAULT	PHYSICIAN	0.5	\$45,129
ALLINA HEALTH FRIDLEY CLINIC	FRIDLEY	PHYSICIAN	1.4	\$32,026
ALLINA HEALTH GREENWAY CLINIC	MINNEAPOLIS	PHYSICIAN	0.1	\$6,534
ALLINA HEALTH HASTINGS CLINIC	HASTINGS	PHYSICIAN	0.7	\$25,303
ALLINA HEALTH ISANTI CLINIC	ISANTI	PHYSICIAN	0.2	\$9,468
ALLINA HEALTH MAPLE GROVE CLINIC	MAPLE GROVE	PHYSICIAN	0.3	\$15,064
ALLINA HEALTH MAPLEWOOD CLINIC	MAPLEWOOD	PHYSICIAN	0.6	\$22,960
ALLINA HEALTH MERCY PHARMACY	COON RAPIDS	PHARMACY	0.2	\$8,774
ALLINA HEALTH NORTHFIELD CLINIC	NORTHFIELD	PHYSICIAN	0.4	\$33,334
ALLINA HEALTH ORTHOPEDICS EDINA	EDINA	PHYSICIAN	0.4	\$21,232
ALLINA HEALTH PLYMOUTH CLINIC	PLYMOUTH	PHYSICIAN	0.7	\$13,586
ALLINA HEALTH RAMSEY CLINIC	RAMSEY	PHYSICIAN	0.1	\$8,388
ALLINA HEALTH RICHFIELD CLINIC	RICHFIELD	PHYSICIAN	0.6	\$14,868
ALLINA HEALTH SENIOR HEALTH	MINNEAPOLIS	PHYSICIAN	0.9	\$9,494
ALLINA HEALTH SHAKOPEE CLINIC	SHAKOPEE	PHYSICIAN	0.6	\$32,578
ALLINA HEALTH SHOREVIEW CLINIC	SHOREVIEW	PHYSICIAN	0.3	\$23,416

Medical Education and Research Cost (MERC) Grant Distribution

Clinical Training Facility	Location	MHCP Facility Type	FTE Clinical Trainees	Grant
ALLINA HEALTH SURGICAL SPECIALISTS	MINNEAPOLIS	PHYSICIAN	0.3	\$8,121
ALLINA HEALTH UNITED MED SPECIALIST	ST PAUL	PHYSICIAN	0.1	\$24,062
ALLINA HEALTH UPTOWN CLINIC	MINNEAPOLIS	PHYSICIAN	0.1	\$6,827
ALLINA HEALTH WOODBURY CLINIC	WOODBURY	PHYSICIAN	0.2	\$13,079
ANOKA METRO REG TREATMENT CTR	ANOKA	REGIONAL TREATMENT CENTER	1.4	\$51,393
ARTHRITIS & RHEUMATOLOGY CONSULT	EDINA	PHYSICIAN	0.4	\$14,753
AVERA MARSHALL REG MED CENTER	MARSHALL	HOSPITAL	1.3	\$109,663
BEECHWOOD INC	MINNEAPOLIS	BILL ENTITY FOR MENTAL HEALTH	0.4	\$15,086
BLUESTONE PHYSICIAN SERVICES PA	STILLWATER	PHYSICIAN	1.4	\$49,392
BOYNTON HEALTH SERVICE	MINNEAPOLIS	PHYSICIAN	0.6	\$8,399
BUFFALO HOSPITAL	BUFFALO	HOSPITAL	0.2	\$6,364
CAMBRIDGE MEDICAL CENTER - ALLINA H	CAMBRIDGE	HOSPITAL	0.9	\$47,969
CANVAS HEALTH INCORPORATED	OAKDALE	COMMUNITY MENTAL HEALTH CENTER	1.0	\$73,436
CARRIS HEALTH CLINIC LLC	WILLMAR	PHYSICIAN	0.8	\$33,289
CARRIS HEALTH LLC	WILLMAR	HOSPITAL	3.0	\$387,310
CASHWISE CLINIC PHARMACY #1801	WILLMAR	PHARMACY	0.6	\$27,500
CCM HEALTH	MONTEVIDEO	HOSPITAL	0.4	\$16,746
CEDAR RIVERSIDE PEOPLES CENTER	MINNEAPOLIS	FEDERALLY QUALIFIED HLTH CTR	0.4	\$14,929
CENTRACARE - LONG PRAIRIE HOSPITAL	LONG PRAIRIE	HOSPITAL	0.5	\$28,708
CENTRACARE - MONTICELLO HOSPITAL	MONTICELLO	HOSPITAL	0.6	\$35,763
CENTRACARE - PLAZA CLINIC	ST CLOUD	PHYSICIAN	0.7	\$100,664
CENTRACARE - PLAZA CLINIC	ST CLOUD	PHYSICIAN	0.4	\$26,742
CENTRACARE - RIVER CAMPUS CLINIC	ST CLOUD	PHYSICIAN	0.4	\$60,618
CENTRACARE - ST CLOUD MEDICAL GROUP	ST CLOUD	PHYSICIAN	0.4	\$19,755
CENTRACARE FAMILY HEALTH CENTER	ST CLOUD	COMMUNITY HEALTH CLINIC	3.1	\$25,216
CENTRACARE HEALTH SYSTEM - MELROSE	MELROSE	HOSPITAL	0.3	\$18,113
CENTRACARE HEALTH-PAYNESVILLE HOSP	PAYNESVILLE	HOSPITAL	1.3	\$94,366
CENTRACARE HLTH SYSTEM SAUK CENTRE	SAUK CENTRE	HOSPITAL	0.3	\$43,759

Medical Education and Research Cost (MERC) Grant Distribution

Clinical Training Facility	Location	MHCP Facility Type	FTE Clinical Trainees	Grant
CENTRACARE PHARMACY HEALTH PLAZA	ST CLOUD	PHARMACY	0.2	\$20,936
CENTRACARE PHARMACY NORTHWAY	ST CLOUD	PHARMACY	1.0	\$14,260
CENTRAL MINNESOTA MENTAL HEALTH CTR	MONTICELLO	BILL ENTITY FOR MENTAL HEALTH	0.3	\$6,703
CENTRAL MINNESOTA MENTAL HEALTH CTR	ST CLOUD	COMMUNITY MENTAL HEALTH CENTER	0.3	\$5,361
CHILD AND TEEN MEDICAL CENTER	BLAINE	PHYSICIAN	0.3	\$16,180
CHILDRENS DENTAL SERVICES INC	MINNEAPOLIS	COMMUNITY HEALTH CLINIC	0.3	\$51,647
CHILDRENS HEALTH CARE MINNEAPOLIS	MINNEAPOLIS	HOSPITAL	78.2	\$5,152,626
CITY OF MINNEAPOLIS HEALTH DEPT	MINNEAPOLIS	PUBLIC HEALTH CLINIC	0.6	\$10,086
COBORNS PHARMACY #2006	LITTLE FALLS	PHARMACY	0.6	\$27,746
COBORNS PHARMACY #2029	ALBERTVILLE	PHARMACY	0.2	\$5,607
COBORNS PHARMACY #33	RAMSEY	PHARMACY	1.0	\$8,378
COMMUNITY A WALGREENS PHARM #15309	MINNEAPOLIS	PHARMACY	0.8	\$76,609
COMMUNITY MEMORIAL HOSPITAL	CLOQUET	HOSPITAL	1.3	\$149,417
COMMUNITY UNIVERSITY HEALTH CARE	MINNEAPOLIS	FEDERALLY QUALIFIED HLTH CTR	7.9	\$213,339
COMMUNITY WALGREENS PHARMACY #16522	ST PAUL	PHARMACY	0.2	\$14,917
CUYUNA REGIONAL MEDICAL CENTER	CROSBY	HOSPITAL	0.6	\$46,972
DEER RIVER HEALTHCARE CENTER	DEER RIVER	HOSPITAL	0.6	\$29,727
DISTRICT ONE HOSPITAL	FARIBAULT	HOSPITAL	1.3	\$65,884
DOUGLAS COUNTY HOSPITAL	ALEXANDRIA	HOSPITAL	0.6	\$39,638
DULUTH FAMILY MEDICINE CLINIC	DULUTH	PHYSICIAN	9.4	\$21,187
EAST SIDE FAMILY CLINIC PHARMACY	ST PAUL	FEDERALLY QUALIFIED HLTH CTR	1.5	\$6,493
EASTSIDE FAMILY CLINIC-DENTAL	ST PAUL	FEDERALLY QUALIFIED HLTH CTR	4.8	\$25,227
EH ST MARYS DETROIT LAKES HOSPITAL	DETROIT LAKES	HOSPITAL	0.8	\$48,897
ENTIRA FAMILY CLINICS NORTH ST PAUL	NORTH ST PAUL	PHYSICIAN	0.3	\$6,911
ENTIRA FAMILY CLINICS WEST ST PAUL	WEST ST PAUL	PHYSICIAN	0.2	\$6,404
ENTIRA FAMILY CLNCS COMO/ROSEVILLE	ST PAUL	PHYSICIAN	0.5	\$6,450

Medical Education and Research Cost (MERC) Grant Distribution

Clinical Training Facility	Location	MHCP Facility Type	FTE Clinical Trainees	Grant
ESSENTIA HEALTH 3RD STREET PHARMACY	DULUTH	PHARMACY	0.2	\$17,660
ESSENTIA HEALTH DULUTH	DULUTH	HOSPITAL	5.5	\$422,189
ESSENTIA HEALTH FOSSTON	FOSSTON	HOSPITAL	0.6	\$36,445
ESSENTIA HEALTH NORTHERN PINES	AURORA	HOSPITAL	0.2	\$5,604
ESSENTIA HEALTH ST JOSEPHS MEDICAL	BRAINERD	HOSPITAL	4.1	\$215,644
ESSENTIA HEALTH TWO HARBORS PHARM	TWO HARBORS	PHARMACY	0.4	\$7,452
ESSENTIA HEALTH VIRGINIA	VIRGINIA	HOSPITAL	1.7	\$65,966
ESSENTIA HLTH BAXTER SPECIALTY CLNC	BAXTER	PHYSICIAN	0.4	\$10,138
ESSENTIA HLTH ST MARYS MEDICAL CNTR	DULUTH	HOSPITAL	25.3	\$1,094,172
FACE TO FACE HEALTH COUNSELING	ST PAUL	COMMUNITY HEALTH CLINIC	1.0	\$11,885
FAIRMONT MED CTR MAYO HEALTH SYSTEM	FAIRMONT	HOSPITAL	0.8	\$96,987
FAIRVIEW CLINICS - APPLE VALLEY	APPLE VALLEY	PHYSICIAN	0.8	\$11,296
FAIRVIEW CLINICS - BLAINE	BLAINE	PHYSICIAN	0.1	\$15,238
FAIRVIEW CLINICS - BURNSVILLE	BURNSVILLE	PHYSICIAN	0.7	\$36,631
FAIRVIEW CLINICS - EDEN PRAIRIE	EDEN PRAIRIE	PHYSICIAN	0.6	\$7,748
FAIRVIEW CLINICS - EDINA	EDINA	PHYSICIAN	1.0	\$6,516
FAIRVIEW CLINICS - HIGHLAND PARK	ST PAUL	PHYSICIAN	0.4	\$11,323
FAIRVIEW CLINICS - NEW BRIGHTON	NEW BRIGHTON	PHYSICIAN	1.0	\$6,644
FAIRVIEW CLINICS - RIVERSIDE	MINNEAPOLIS	PHYSICIAN	3.9	\$23,612
FAIRVIEW CLINICS - UPTOWN	MINNEAPOLIS	PHYSICIAN	0.8	\$7,570
FAIRVIEW CLINICS - WYOMING	WYOMING	PHYSICIAN	1.6	\$29,988
FAIRVIEW CLINICS-UNIVER CHILDRENS	MINNEAPOLIS	PHYSICIAN	3.4	\$19,781
FAIRVIEW COMPOUNDING PHARMACY	MINNEAPOLIS	PHARMACY	0.6	\$9,091
FAIRVIEW HOME INFUSION	MINNEAPOLIS	PHARMACY	2.9	\$519,091
FAIRVIEW LAKES REGIONAL MEDICAL CTR	WYOMING	HOSPITAL	1.3	\$141,016
FAIRVIEW MAPLE GROVE SURGERY CENTER	MAPLE GROVE	AMBULATORY SURGERY CENTER	0.3	\$14,519
FAIRVIEW NORTHLAND REGIONAL HOSP	PRINCETON	HOSPITAL	2.7	\$204,784
FAIRVIEW OXBORO PHARMACY	BLOOMINGTON	PHARMACY	0.2	\$13,937
FAIRVIEW PHARMACY BURNSVILLE SCC	BURNSVILLE	PHARMACY	0.7	\$14,207
FAIRVIEW RIDGES HOSPITAL	BURNSVILLE	HOSPITAL	5.8	\$773,582

Medical Education and Research Cost (MERC) Grant Distribution

Clinical Training Facility	Location	MHCP Facility Type	FTE Clinical Trainees	Grant
FAIRVIEW RIVERSIDE PHARMACY	MINNEAPOLIS	PHARMACY	0.5	\$34,275
FAIRVIEW SOUTHDALE HOSPITAL	MINNEAPOLIS	HOSPITAL	14.9	\$969,395
FAIRVIEW SPECIALTY SERVICES PHARM	MINNEAPOLIS	PHARMACY	1.3	\$218,611
FAIRVIEW UNIV MEDICAL CENTER MESABI	HIBBING	HOSPITAL	1.1	\$115,836
FALKS NURSING SERVICE PHARMACY	DULUTH	PHARMACY	0.3	\$22,652
FAMILY PRACTICE MED CENTER	WILLMAR	PHYSICIAN	0.4	\$7,083
FAMILY SERVICE ROCHESTER INC	ROCHESTER	BILL ENTITY FOR MENTAL HEALTH	0.2	\$15,845
FOND DU LAC HUMAN SERVICES DIVISION	CLOQUET	INDIAN HEALTH FACILITY PROV	0.9	\$65,350
FRASER	RICHFIELD	HOME AND COMMUNITY SRV PROV.	0.4	\$8,855
FRASER BLOOMINGTON	BLOOMINGTON	EARLY INTENSE DEV/BEHAVE INTER	0.2	\$5,101
FRASER CHILD AND FAMILY CENTER	MINNEAPOLIS	COMMUNITY MENTAL HEALTH CENTER	1.6	\$36,966
GATEWAY FAMILY HEALTH CLINIC	MOOSE LAKE	PHYSICIAN	0.7	\$12,527
GATEWAY FAMILY HEALTH CLINIC LTD	SANDSTONE	RURAL HEALTH CLINIC	0.1	\$10,190
GILLETTE CHILDRENS SPEC HOSP	ST PAUL	HOSPITAL	13.4	\$1,278,703
GLACIAL RIDGE HOSPITAL	GLENWOOD	HOSPITAL	0.2	\$18,175
GLENCOE REGIONAL HEALTH SERVICES	GLENCOE	HOSPITAL	1.0	\$54,344
GLENCOE REGIONAL HEALTH SERVICES	GLENCOE	PHYSICIAN	0.6	\$13,797
GOODRICH PHARMACY ANOKA	ANOKA	PHARMACY	1.3	\$13,556
GOODRICH PHARMACY ST FRANCIS	ST FRANCIS	PHARMACY	0.2	\$10,540
GRAND ITASCA CLINIC & HOSPITAL	GRAND RAPIDS	HOSPITAL	0.4	\$44,270
GREATER MINNESOTA FAMILY SERVICES	WILLMAR	BILL ENTITY FOR MENTAL HEALTH	0.5	\$27,343
GUIDEPOINT PHARMACY #101	BRAINERD	PHARMACY	1.1	\$25,449
GUIDEPOINT PHARMACY #106	CROSBY	PHARMACY	0.8	\$20,300
HCMC NORTH LOOP CLINIC	MINNEAPOLIS	PHYSICIAN	1.9	\$9,524
HEALTHEAST BETHESDA HOSPITAL	ST PAUL	HOSPITAL	0.7	\$61,089
HEALTHEAST ST JOHNS HOSPITAL	MAPLEWOOD	HOSPITAL	22.1	\$892,680
HEALTHEAST ST JOSEPHS HOSPITAL	ST PAUL	HOSPITAL	21.2	\$1,105,334
HEALTHEAST TAMARACK CLINIC	WOODBURY	PHYSICIAN	0.2	\$14,477

Medical Education and Research Cost (MERC) Grant Distribution

Clinical Training Facility	Location	MHCP Facility Type	FTE Clinical Trainees	Grant
HEALTHEAST WOODBURY CLINIC	WOODBURY	PHYSICIAN	0.3	\$24,542
HEALTHEAST WOODWINDS HOSPITAL	WOODBURY	HOSPITAL	7.9	\$339,303
HEALTHPARTNERS APPLE VALLEY CLINIC	APPLE VALLEY	PHYSICIAN	0.1	\$11,328
HEALTHPARTNERS ARDEN HILLS CLINIC	ARDEN HILLS	PHYSICIAN	0.7	\$21,678
HEALTHPARTNERS BLOOMINGTON	BLOOMINGTON	PHYSICIAN	0.5	\$27,665
HEALTHPARTNERS BROOKLYN CENTER	BROOKLYN CENTER	PHYSICIAN	0.2	\$28,570
HEALTHPARTNERS COMO	ST PAUL	PHYSICIAN	0.7	\$30,230
HEALTHPARTNERS COON RAPIDS	COON RAPIDS	PHYSICIAN	0.2	\$25,471
HEALTHPARTNERS EAGAN CLINIC	EAGAN	PHYSICIAN	0.1	\$6,714
HEALTHPARTNERS HLTH CTR FOR WOMEN	ST PAUL	PHYSICIAN	0.9	\$20,084
HEALTHPARTNERS HOSPICE & PALLIATIVE	BLOOMINGTON	HOSPICE	0.4	\$91,502
HEALTHPARTNERS INVER GROVE HEIGHTS	INVER GROVE HTS	PHYSICIAN	0.2	\$18,913
HEALTHPARTNERS MAPLEWOOD	MAPLEWOOD	PHYSICIAN	0.4	\$26,155
HEALTHPARTNERS MIDWAY CLINIC	ST PAUL	PHYSICIAN	3.4	\$47,111
HEALTHPARTNERS NEUROSCIENCE CENTER	ST PAUL	PHYSICIAN	2.6	\$31,480
HEALTHPARTNERS SPECIALTY CENTER 401	ST PAUL	PHYSICIAN	7.3	\$42,796
HEALTHPARTNERS SPECIALTY CLINIC 435	ST PAUL	PHYSICIAN	5.4	\$12,341
HEALTHPARTNERS WEST	ST LOUIS PARK	PHYSICIAN	0.4	\$16,850
HEALTHPARTNERS WHITE BEAR LAKE	WHITE BEAR LAKE	PHYSICIAN	0.6	\$11,457
HEALTHPARTNERS WOODBURY	WOODBURY	PHYSICIAN	1.5	\$34,795
HENNEPIN COUNTY MED CTR RLL 340B	MINNEAPOLIS	PHARMACY	0.1	\$9,504
HENNEPIN COUNTY MEDICAL CENTER	MINNEAPOLIS	HOSPITAL	371.2	\$8,690,873
HP RIVERWAY ANOKA	ANOKA	PHYSICIAN	0.2	\$31,959
HP ST PAUL CLINIC	ST PAUL	PHYSICIAN	1.4	\$66,411
HUTCHINSON COMMUNITY HOSPITAL	HUTCHINSON	HOSPITAL	0.6	\$89,960
HY-VEE PHARMACY #1177	FARIBAULT	PHARMACY	1.3	\$17,949
IVERSON CORNER DRUG INC	BEMIDJI	PHARMACY	0.4	\$11,757
LAKE CITY MED CTR MAYO HEALTH SYS	LAKE CITY	HOSPITAL	0.2	\$25,425
LAKE REGION HEALTHCARE CORP	FERGUS FALLS	HOSPITAL	1.4	\$92,587
LAKE VIEW MEMORIAL HOSPITAL	TWO HARBORS	HOSPITAL	0.1	\$24,033
LAKEVIEW CLINIC LTD	WACONIA	PHYSICIAN	0.2	\$29,199



Medical Education and Research Cost (MERC) Grant Distribution

Clinical Training Facility	Location	MHCP Facility Type	FTE Clinical Trainees	Grant
LAKEVIEW MEMORIAL HOSPITAL	STILLWATER	HOSPITAL	2.9	\$135,877
LAKEWOOD HEALTH SYSTEM	STAPLES	HOSPITAL	3.0	\$217,690
LIGHTHOUSE PSYCHOLOGICAL SERVICES	FRIDLEY	APPROVED DAY TREATMENT CENTER	0.8	\$18,108
LLOYDS PHARMACY	ST PAUL	PHARMACY	0.6	\$45,012
LUTHERAN SOCIAL SERVICE OF MN BEHAV	MINNEAPOLIS	BILL ENTITY FOR MENTAL HEALTH	0.2	\$6,108
M HEALTH CLINICS & SURGERY CENTER	MINNEAPOLIS	PHYSICIAN	13.9	\$147,830
M HEALTH FAIRVIEW CLINIC - MAPLE GROVE	MAPLE GROVE	PHYSICIAN	1.7	\$27,146
M HEALTH FAIRVIEW CLINIC - ANDOVER	ANDOVER	PHYSICIAN	0.5	\$16,890
M HEALTH FAIRVIEW CLINIC - BROOKLYN	BROOKLYN PARK	PHYSICIAN	0.2	\$19,141
M HEALTH FAIRVIEW CLINIC - COLUMBIA	COLUMBIA HEIGHTS	PHYSICIAN	0.2	\$14,932
M HEALTH FAIRVIEW CLINIC - EAGAN	EAGAN	PHYSICIAN	3.4	\$15,089
M HEALTH FAIRVIEW CLINIC - ELK RIVE	ELK RIVER	PHYSICIAN	0.2	\$17,471
M HEALTH FAIRVIEW CLINIC - FRIDLEY	FRIDLEY	PHYSICIAN	0.1	\$11,787
M HEALTH FAIRVIEW CLINIC - MAPLEWOOD	MAPLEWOOD	PHYSICIAN	1.4	\$37,565
M HEALTH FAIRVIEW CLINIC - PRINCETO	PRINCETON	PHYSICIAN	1.1	\$30,201
M HEALTH FAIRVIEW CLINIC - SMILEYS	MINNEAPOLIS	BILL ENTITY FOR PHYSICIAN SVCS	2.3	\$21,806
M HEALTH FAIRVIEW GERIATRIC SERVICE	ST PAUL	PHYSICIAN	0.4	\$17,798
M HEALTH FAIRVIEW HEART CLINIC - ED	EDINA	PHYSICIAN	0.1	\$10,053
M HEALTH FAIRVIEW SURGERY CLINIC -	MAPLEWOOD	PHYSICIAN	0.4	\$8,482
M HEALTH FAIRVIEWGERIATRIC SERVICES	ST PAUL	PHYSICIAN	0.3	\$12,111
MANKATO CLINIC LTD	MANKATO	PHYSICIAN	1.7	\$87,197
MAPLE GROVE HOSPITAL CORP	MAPLE GROVE	HOSPITAL	1.3	\$194,929
MATHENY THERAPY & CONSULTING	CLOQUET	BILL ENTITY FOR MENTAL HEALTH	0.4	\$6,905
MAYO CLINIC	ROCHESTER	PHYSICIAN	527.0	\$460,690
MAYO CLINIC HEALTH SYSTEM - MANKATO	MANKATO	HOSPITAL	2.6	\$410,482
MAYO CLINIC HEALTH SYSTEM - WASECA	WASECA	HOSPITAL	0.2	\$26,052
MAYO CLINIC HEALTH SYSTEM RED WING	RED WING	HOSPITAL	1.2	\$157,549
MAYO CLINIC HLTH SYS - CANNON FALLS	CANNON FALLS	HOSPITAL	0.4	\$38,272

Medical Education and Research Cost (MERC) Grant Distribution

Clinical Training Facility	Location	MHCP Facility Type	FTE Clinical Trainees	Grant
MAYO CLINIC HLTH SYSTEM NEW PRAGUE	NEW PRAGUE	HOSPITAL	1.0	\$94,144
MAYO CLINIC HOSPITAL ROCHESTER	ROCHESTER	HOSPITAL	672.0	\$3,147,895
MCHS - OWATONNA	OWATONNA	PHYSICIAN	1.1	\$85,662
MCHS ALBERT LEA & AUSTIN	ALBERT LEA	HOSPITAL	3.5	\$476,037
MERCY HOSPITAL	COON RAPIDS	HOSPITAL	10.3	\$1,191,271
MERCY HOSPITAL & HEALTH CARE CENTER	MOOSE LAKE	HOSPITAL	0.4	\$11,343
MINNEAPOLIS CLINIC OF NEUROLOGY	GOLDEN VALLEY	PHYSICIAN	0.7	\$32,875
MINNESOTA CANCER CARE PHARMACY	MAPLEWOOD	PHARMACY	0.2	\$8,400
MNGI ENDOSCOPY-MAPLEWOOD	ST PAUL	AMBULATORY SURGERY CENTER	0.1	\$5,647
MNGI ENDOSCOPY-PLYMOUTH	PLYMOUTH	AMBULATORY SURGERY CENTER	0.3	\$11,095
NEIGHBORHOOD HEALTHSOURCE	MINNEAPOLIS	FEDERALLY QUALIFIED HLTH CTR	0.3	\$10,220
NEW ULM MEDICAL CENTER	NEW ULM	HOSPITAL	3.3	\$238,056
NORTH MEMORIAL HEALTH CARE	ROBBINSDALE	HOSPITAL	33.1	\$2,590,924
NORTH MEMORIAL HEALTH CLINIC BLAINE	BLAINE	PHYSICIAN	0.1	\$13,311
NORTH MEMORIAL HEALTH CLINIC BROOKL	BROOKLYN CENTER	PHYSICIAN	0.4	\$9,515
NORTH MEMORIAL HEALTH CLINIC CAMDEN	MINNEAPOLIS	PHYSICIAN	1.0	\$7,782
NORTH MEMORIAL HEALTH CLINIC MAPLE	MAPLE GROVE	PHYSICIAN	0.4	\$7,342
NORTH MEMORIAL HEALTH CLINIC NEW HO	NEW HOPE	PHYSICIAN	0.5	\$8,182
NORTH MEMORIAL HEALTH CLINIC ST ANT	ST ANTHONY	PHYSICIAN	0.2	\$7,518
NORTH MEMORIAL HEALTH CLINIC-BROOKL	BROOKLYN PARK	PHYSICIAN	0.2	\$6,502
NORTH MEMORIAL HEALTH SPECIALTY CLI	ROBBINSDALE	PHYSICIAN	0.4	\$16,953
NORTHFIELD HOSPITAL	NORTHFIELD	HOSPITAL	1.0	\$62,451
NORTHPOINT HEALTH AND WELLNESS CTR	MINNEAPOLIS	FEDERALLY QUALIFIED HLTH CTR	1.5	\$234,028
NORTHPOINT HEALTH CENTER PHARMACY	MINNEAPOLIS	FEDERALLY QUALIFIED HLTH CTR	0.6	\$10,836
NORTHWOOD CHILDRENS SERVICES INC	DULUTH	PSYCHIATRIC RESIDENTIAL FACLTY	0.6	\$8,107
NYSTROM & ASSOCIATES LTD	DULUTH	BILL ENTITY FOR MENTAL HEALTH	0.2	\$20,982

Medical Education and Research Cost (MERC) Grant Distribution

Clinical Training Facility	Location	MHCP Facility Type	FTE Clinical Trainees	Grant
NYSTROM & ASSOCIATES LTD	MAPLE GROVE	BILL ENTITY FOR MENTAL HEALTH	0.4	\$42,313
NYSTROM & ASSOCIATES LTD	NEW BRIGHTON	PHYSICIAN	1.6	\$120,270
NYSTROM & ASSOCIATES LTD	OTSEGO	BILL ENTITY FOR PHYSICIAN SVCS	0.2	\$17,397
NYSTROM & ASSOCIATES LTD	ROCHESTER	BILL ENTITY FOR MENTAL HEALTH	0.1	\$10,344
OLMSTED MEDICAL GROUP	ROCHESTER	PHYSICIAN	1.1	\$39,216
OPEN CITIES HEALTH CENTER	ST PAUL	FEDERALLY QUALIFIED HLTH CTR	0.2	\$16,241
ORTONVILLE MUNICIPAL HOSPITAL	ORTONVILLE	HOSPITAL	0.1	\$5,524
OWATONNA HOSPITAL	OWATONNA	HOSPITAL	1.9	\$93,000
PARK NICOLLET CLINIC	CHAMPLIN	PHYSICIAN	0.3	\$5,337
PARK NICOLLET CLINIC BROOKDALE	BROOKLYN CENTER	PHYSICIAN	0.8	\$70,224
PARK NICOLLET CLINIC BURNSVILLE	BURNSVILLE	PHYSICIAN	2.8	\$81,446
PARK NICOLLET CLINIC CARLSON	MINNETONKA	PHYSICIAN	0.4	\$15,428
PARK NICOLLET CLINIC CHANHASSEN	CHANHASSEN	PHYSICIAN	0.7	\$18,655
PARK NICOLLET CLINIC CREEKSIDE	ST LOUIS PARK	PHYSICIAN	6.5	\$9,545
PARK NICOLLET CLINIC EAGAN	EAGAN	PHYSICIAN	1.0	\$11,281
PARK NICOLLET CLINIC MEADOWBROOK	ST LOUIS PARK	PHYSICIAN	1.0	\$127,409
PARK NICOLLET CLINIC MINNEAPOLIS	MINNEAPOLIS	PHYSICIAN	0.8	\$48,982
PARK NICOLLET CLINIC PLYMOUTH	PLYMOUTH	PHYSICIAN	0.5	\$19,809
PARK NICOLLET CLINIC SHAKOPEE	SHAKOPEE	PHYSICIAN	0.3	\$7,951
PARK NICOLLET CLINIC SHAKOPEE	SHAKOPEE	PHYSICIAN	0.4	\$47,347
PARK NICOLLET CLINICS	ST LOUIS PARK	PHYSICIAN	6.7	\$360,453
PARK NICOLLET METHODIST HOSP	ST LOUIS PARK	HOSPITAL	29.3	\$1,394,583
PEOPLE INC HUSS CENTER FOR RECOVERY	MINNEAPOLIS	CHEMICAL HEALTH	1.1	\$15,874
PHALEN FAMILY PHARMACY LTD	ST PAUL	PHARMACY	0.7	\$42,494
PLANNED PARENTHOOD MN ND SD	ST PAUL	FAMILY PLANNING AGENCY	0.9	\$46,830
PNC MAPLE GROVE CLINIC & SPEC CNTR	MAPLE GROVE	PHYSICIAN	0.8	\$78,320
PPMNS APPLE VALLEY	APPLE VALLEY	FAMILY PLANNING AGENCY	0.3	\$15,945
RED WING CORNER DRUG	RED WING	PHARMACY	0.3	\$11,097

Medical Education and Research Cost (MERC) Grant Distribution

Clinical Training Facility	Location	MHCP Facility Type	FTE Clinical Trainees	Grant
REGINA HOSPITAL	HASTINGS	HOSPITAL	1.4	\$91,529
REGIONS HOSPITAL	ST PAUL	HOSPITAL	158.9	\$3,577,118
RELATE COUNSELING CENTER	MINNETONKA	COMMUNITY MENTAL HEALTH CENTER	0.6	\$23,089
RICHFIELD CLINIC	RICHFIELD	PHYSICIAN	0.5	\$24,532
RIDGEVIEW MEDICAL CENTER	WACONIA	HOSPITAL	1.7	\$43,638
RISING CEDAR APARTMENTS	MINNEAPOLIS	HOME AND COMMUNITY SRV PROV.	0.1	\$5,748
RIVERWAY CLINICS-ELK RIVER	ELK RIVER	PHYSICIAN	0.1	\$9,688
RIVERWOOD HEALTHCARE CENTER	AITKIN	HOSPITAL	1.9	\$142,638
SANFORD BEMIDJI MEDICAL CENTER	BEMIDJI	HOSPITAL	1.1	\$75,566
SANFORD CANBY MEDICAL CENTER RHC	CANBY	RURAL HEALTH CLINIC	0.1	\$13,065
SANFORD HEALTH BROADWAY CLINIC	ALEXANDRIA	PHYSICIAN	0.6	\$30,460
SANFORD LUVERNE MEDICAL CENTER	LUVERNE	HOSPITAL	0.3	\$13,745
SANFORD THIEF RIVER FALLS	THIEF RIVER FALLS	HOSPITAL	0.9	\$73,659
SANFORD WORTHINGTON MEDICAL CENTER	WORTHINGTON	HOSPITAL	0.2	\$10,719
SARTELL PEDIATRICS	SARTELL	PHYSICIAN	0.2	\$9,442
SCENIC RIVERS HEALTH SERVICES	BIGFORK	FEDERALLY QUALIFIED HLTH CTR	0.6	\$8,852
SCENIC RIVERS HLTH SERVICES DENTAL	COOK	FEDERALLY QUALIFIED HLTH CTR	0.1	\$15,838
SETZER PHARMACY & GIFT CENTER	ROSEVILLE	PHARMACY	1.3	\$72,726
SLEEPY EYE MEDICAL CENTER	SLEEPY EYE	HOSPITAL	0.2	\$9,830
SOUTHDALE PEDIATRIC ASSOCIATES LTD	EDINA	PHYSICIAN	0.8	\$9,218
ST CLOUD HOSPITAL	ST CLOUD	HOSPITAL	14.3	\$1,622,382
ST CLOUD SURGICAL CENTER	ST CLOUD	AMBULATORY SURGERY CENTER	0.7	\$66,482
ST DAVID'S CENTER	MINNETONKA	BILL ENTITY FOR MENTAL HEALTH	0.9	\$17,932
ST FRANCIS REGIONAL MEDICAL CENTER	SHAKOPEE	HOSPITAL	0.6	\$38,169
ST GABRIELS HOSPITAL	LITTLE FALLS	HOSPITAL	0.8	\$5,459
ST LUKES HOSPITAL	DULUTH	HOSPITAL	14.9	\$1,000,159
STELLIS HEALTH PA - BUFFALO CLINIC	BUFFALO	PHYSICIAN	1.2	\$24,015

Medical Education and Research Cost (MERC) Grant Distribution

Clinical Training Facility	Location	MHCP Facility Type	FTE Clinical Trainees	Grant
STELLIS HEALTH PA-MONTICELLO CLINIC	MONTICELLO	PHYSICIAN	1.6	\$21,346
STELLIS HLTH PA-ALBERTVILLE/ST MICH	ALBERTVILLE	PHYSICIAN	0.3	\$8,005
THERAPEUTIC SERVICES AGENCY INC	PINE CITY	BILL ENTITY FOR MENTAL HEALTH	0.4	\$20,907
TOUCHSTONE MENTAL HEALTH	MINNEAPOLIS	HOME AND COMMUNITY SRV PROV.	0.4	\$7,981
TRI COUNTY HOSPITAL	WADENA	HOSPITAL	1.6	\$237,323
TRIA CLINIC	BLOOMINGTON	PHYSICIAN	5.9	\$38,428
TRIA ORTHOPAEDIC CENTER ASC LLC	BLOOMINGTON	AMBULATORY SURGERY CENTER	0.7	\$43,037
TRIA ORTHOPAEDIC CENTER LLC	WOODBURY	PHYSICIAN	0.8	\$19,197
TRUMM DRUG DOWNTOWN	ALEXANDRIA	PHARMACY	0.1	\$5,874
TWIN CITIES ORTHOPEDICS	EAGAN	PHYSICIAN	0.5	\$9,687
TWIN CITIES ORTHOPEDICS PA	EDINA	PHYSICIAN	0.5	\$30,921
UMMC FAIRVIEW	MINNEAPOLIS	HOSPITAL	427.2	\$5,870,244
UMP BROADWAY FAMILY MEDICINE	MINNEAPOLIS	PHYSICIAN	10.8	\$29,817
UMPHYSICIANS BETHESDA CLINIC	ST PAUL	BILL ENTITY FOR PHYSICIAN SVCS	2.0	\$15,461
UMPHYSICIANS PHALEN VILLAGE CLINIC	MINNEAPOLIS	BILL ENTITY FOR PHYSICIAN SVCS	1.1	\$11,344
UNITED FAMILY MEDICINE	ST PAUL	FEDERALLY QUALIFIED HLTH CTR	4.5	\$86,740
UNITED HOSPITAL	ST PAUL	HOSPITAL	21.3	\$1,707,689
UNIV OF MN SCHOOL OF DENTISTRY	MINNEAPOLIS	DENTIST	175.3	\$43,162
UNIVERSITY OF MINNESOTA PHYSICIANS	MINNEAPOLIS	PHYSICIAN	1.2	\$16,156
VOYAGE HEALTHCARE	CRYSTAL	PHYSICIAN	0.2	\$15,193
VOYAGE HEALTHCARE	MAPLE GROVE	PHYSICIAN	0.5	\$25,787
WALGREENS #07126	DULUTH	PHARMACY	0.5	\$47,422
WALGREENS #10188	WOODBURY	PHARMACY	0.4	\$23,050
WALGREENS #11690	WACONIA	PHARMACY	0.7	\$24,471
WALGREENS #15051	ST CLOUD	PHARMACY	0.3	\$30,443
WALGREENS PHARMACY #03122	OAKDALE	PHARMACY	0.2	\$14,487
WALGREENS PHARMACY #04119	MINNEAPOLIS	PHARMACY	0.4	\$39,633
WALGREENS PHARMACY #06056	WOODBURY	PHARMACY	0.2	\$15,433

Medical Education and Research Cost (MERC) Grant Distribution

Clinical Training Facility	Location	MHCP Facility Type	FTE Clinical Trainees	Grant
WALGREENS PHARMACY #09795	ST PAUL	PHARMACY	0.7	\$62,628
WALGREENS PHARMACY #11916	MINNEAPOLIS	PHARMACY	0.2	\$22,963
WALGREENS PHARMACY #13163	GRAND RAPIDS	PHARMACY	0.2	\$14,245
WALGREENS PHARMACY #15149	DULUTH	PHARMACY	0.3	\$21,655
WASHBURN CENTER FOR CHILDREN	MINNEAPOLIS	COMMUNITY MENTAL HEALTH CENTER	5.5	\$70,294
WELIA HEALTH	MORA	HOSPITAL	3.6	\$136,048
WEST SIDE COMMUNITY HEALTH SERVICES	ST PAUL	FEDERALLY QUALIFIED HLTH CTR	0.4	\$54,041
WEST SIDE DENTAL CLINIC	ST PAUL	FEDERALLY QUALIFIED HLTH CTR	0.1	\$8,316
WILDER CHILDREN AND FAMILY SERVICES	ST PAUL	COMMUNITY MENTAL HEALTH CENTER	1.1	\$55,106
WINONA HEALTH SERVICES	WINONA	HOSPITAL	0.7	\$34,553
WOMENS HEALTH CONSULTANTS	MINNEAPOLIS	PHYSICIAN	0.2	\$10,640
<b>TOTAL</b>			<b>3,031.5</b>	<b>\$59,127,000</b>

*Facility names are based on enrollment in the Minnesota Health Care Program (MHCP). Some facilities have similar names but are different facility locations and/or MHCP providers.*