



---

# Medical Education and Research Cost (MERC) Grant Distribution

Report to Minnesota Legislature 2021

06/02/2021

## **Medical Education and Research Cost (MERC) Grant Distribution 2021**

Minnesota Department of Health  
Office of Rural Health & Primary Care  
PO Box 64882  
St. Paul, MN 55164-0882  
651-201-3566  
[health.merc@state.mn.us](mailto:health.merc@state.mn.us)  
[www.health.state.mn.us](http://www.health.state.mn.us)

As requested by Minnesota Statute 3.197: This report cost approximately \$2,000 to prepare, including staff time, printing and mailing expenses.

*Upon request, this material will be made available in an alternative format such as large print, Braille or audio recording.  
Printed on recycled paper.*

## Table of Contents

<b>Medical Education and Research Cost (MERC) Grant Distribution.....</b>	<b>1</b>
Background.....	4
Reporting .....	4
Funding: State Fiscal Year 2020.....	5
Application Process .....	5
Grant Distribution.....	5
Distribution by Sponsoring Institution .....	5
MERC Provider Types .....	7
Grants by Classification of the Training Facility .....	9
Distribution by County .....	11
Grants to Clinical Training Facilities .....	12
Training Expenditures.....	14
Conclusion and Next Steps .....	15
Appendix A – MERC Grant Applicants Receiving Funds .....	17

## Medical Education and Research Cost (MERC) Grant Distribution

### Background

The Medical Education and Research Costs (MERC) Program was established in 1996 in recognition of the need to invest in medical education to ensure a high-quality health care system for all Minnesotans. Training health care clinicians is costly. In the past, teaching institutions recovered some of their costs through higher charges for patient care. As payers became increasingly unwilling to pay the extra costs associated with health care services at teaching facilities, teaching facilities were forced to compete with non-teaching facilities, leading to greater difficulty in funding their teaching activities. The MERC program provides support and funding for these teaching activities under the guidance of a committee of stakeholders and medical education professionals.

The Commissioner of Health has been responsible for administering the MERC program since 1998. Since its first year of funding in 1997, the MERC program has distributed over \$1.05 billion to hospitals, clinics, and other clinical training facilities throughout Minnesota to help cover the cost of training health professionals.

Grants are determined through a distribution formula established in Minnesota Statutes, section 62J.692. The current formula calculates the total Medicaid revenue pool across all eligible sites and then determines the percentage of total Medicaid revenue associated with each clinical training facility. This percentage is then applied to the amount of available funding to calculate each facility's grant. The grants to clinical training facilities cannot exceed the facility's reported clinical training expenditures, nor can they exceed the 95th percentile grant per FTE cap. Facilities must provide at least 0.1 FTE (208 clinical hours) of training. Facilities that would receive grants of less than \$5,000 do not qualify for MERC funding, and their funding is redistributed among those that qualify.

The formula has changed over the years due to varying perspectives and priorities, with debate generally centering on whether the program can be designed to support clinical training wherever it occurs, versus supporting a greater share of training in facilities that have a larger share of the Medicaid business. The argument for funding where training occurs would be driven by a cost-based formula that allowed grant funds to flow to the facilities that train the highest number of students or residents and face the highest costs. With the use of Medicaid funds as a major source of the program's appropriation, funds have been directed primarily to those facilities that have a larger share of the Medicaid business.

Additional background information and details on past distributions can be found at <http://www.health.state.mn.us/divs/hpsc/hep/merc/publications/index.html>.

### Reporting

Throughout this report, the current funding year reflects state fiscal year 2021; the 'data year' reflects fiscal year 2019 clinical training, which is the reference year for data in the MERC application. Numbers are rounded for reporting purposes.

## Medical Education and Research Cost (MERC) Grant Distribution

### Funding: State Fiscal Year 2021

The MERC grant was funded in state fiscal year 2021 through a carve-out from the Prepaid Medical Assistance Program (PMAP) rates, an appropriation from Minnesota's cigarette tax and federal matching funds, and appropriations from the state General Fund and the Health Care Access Fund. The distribution to clinical training facilities totaled \$59,127,000.

Table 1 - MERC Grant Funds

MERC Grant Funds	Amount
<b>PMAP Funds</b>	<b>\$49,552,000</b>
<b>Cigarette Tax Funds</b>	<b>\$7,575,000</b>
Cigarette tax appropriation	\$3,937,000
Less administration*	-\$149,500
Federal match	\$3,787,500
<b>General Fund</b>	<b>\$1,000,000</b>
<b>Health Care Access Fund</b>	<b>\$1,000,000</b>
<b>Overall Funding</b>	<b>\$59,127,000</b>

\* A maximum of \$150,000 of the funds dedicated to the commissioner under section 297F.10, subdivision 1 (<https://www.revisor.mn.gov/statutes/cite/297F.10>) may be used by the commissioner for administrative expenses associated with implementing the MERC program.

### Application Process

As defined in Minnesota Statutes, section 62J.692, grant applications for clinical training are submitted to the Minnesota Department of Health by *sponsoring institutions* that coordinate applications on behalf of their accredited clinical medical education *teaching programs* and the clinical *training facilities* hosting the program's trainees. Applications have a statutory deadline of October 31.

### Grant Distribution

#### Distribution by Sponsoring Institution

Sponsoring institutions submitted applications on behalf of their accredited programs that had students or residents at clinical training facilities in Minnesota during the teaching programs' 2019 fiscal year.

## Medical Education and Research Cost (MERC) Grant Distribution

In total, 25 sponsoring institutions submitted grant applications. These sponsoring institutions were applying on behalf of 307 teaching programs whose students/residents received clinical training in 2019.

The grant payments listed in Table 2 were distributed to sponsoring institutions in April 2021. As specified by statute, sponsoring institutions are required to pass available funds on to eligible clinical training facilities within 60 days of receipt. Many entities in Minnesota are both sponsoring institutions and training sites.

**Table 2 - MERC Sponsoring Institutions**

Sponsoring Institution	Teaching Programs	Clinical Training Facilities	Clinical Trainee FTEs	Grant
Abbott Northwestern Hospital	5	16	33.60	\$1,491,110
Augsburg University	3	115	30.83	\$772,153
Bethel University	2	96	22.44	\$854,914
Children's Minnesota	2	2	3.55	\$182,671
College of St. Scholastica	2	60	9.21	\$429,785
Essentia Health St. Joseph's Medical Center	1	1	2.00	\$143,471
Essentia Health St. Mary's Medical Center	1	1	3.00	\$61,207
Hennepin County Medical Center	24	76	262.72	\$7,662,701
Hennepin Technical College	1	1	0.02	\$1,698
Mayo Clinic	112	218	1,187.08	\$4,375,545
Mercy Hospital	3	13	5.52	\$905,071
Metropolitan State University	2	61	5.44	\$166,781
Minnesota State University, Mankato	2	43	4.62	\$183,051
North Memorial Medical Center	2	2	5.35	\$408,371
Region's Hospital	10	49	55.86	\$2,006,693
Saint Mary's University of Minnesota	2	22	29.47	\$869,671
St. Catherine University	3	131	37.18	\$827,887
St. Cloud Hospital	1	1	0.97	\$55,679
St. Cloud State University	1	5	2.03	\$39,958
St. Luke's Hospital	1	1	1.95	\$26,568
United Hospital	3	23	16.68	\$1,573,162
University of Minnesota Medical Center, Fairview	13	16	25.50	\$1,402,790
University of MN Academic Clinical Affairs	105	1,145	1,474.76	\$34,467,622

### Medical Education and Research Cost (MERC) Grant Distribution

Sponsoring Institution	Teaching Programs	Clinical Training Facilities	Clinical Trainee FTEs	Grant
University of St. Thomas	1	4	2.48	\$22,453
Winona State University	5	55	8.56	\$195,988
<b>Total</b>	<b>307</b>	<b>2,157</b>	<b>3,230.81</b>	<b>\$59,127,000</b>

### MERC Provider Types

Fifteen provider types are eligible to apply for MERC funding:

Advanced Dental Therapists	Dental Residents	Medical Students
Advanced Practice Nurses	Dental Students	Pharmacy Residents
Clinical Social Workers	Dental Therapists	Pharmacy Students
Community Health Workers	Doctors of Chiropractic	Physician Assistants
Community Paramedics	Medical Residents	Psychologists

During the period covered by this report, three eligible provider types did not apply: community health workers, , dental therapists, and doctors of chiropractic programs. Community Paramedic programs applied for the first time since the trainee type was added to the program in 2013.

Applicants encompassed teaching programs that train students and residents in a wide variety of clinical settings. Many clinical training facilities support trainees from multiple sponsoring institutions, programs and provider types.

**Table 3 - MERC Provider Types and Training Program Applicants Fiscal Year 2019**

Training Programs in Minnesota	Training Facility Applicants	Clinical Trainee FTEs
<b>Advanced Dental Therapists</b>	<b>7</b>	<b>4.02</b>
Metropolitan State University	2	0.27
University of MN Academic Clinical Affairs	5	3.75
<b>Advanced Practice Nurses</b>	<b>457</b>	<b>137.29</b>
Augsburg University	13	1.20
Bethel University	13	2.02
College of St. Scholastica	57	7.48
Mayo Clinic	4	42.42
Metropolitan State University	59	5.17
Minnesota State University, Mankato	39	3.66
Saint Mary's University of Minnesota	17	26.50

Medical Education and Research Cost (MERC) Grant Distribution

Training Programs in Minnesota	Training Facility Applicants	Clinical Trainee FTEs
St. Catherine University	50	7.82
University of MN Academic Clinical Affairs	150	32.46
Winona State University	55	8.56
<b>Clinical Social Workers</b>	<b>81</b>	<b>43.38</b>
Augsburg University	13	4.98
College of St. Scholastica	3	1.73
Minnesota State University, Mankato	4	0.96
St. Catherine University	34	14.82
St. Cloud State University	5	2.03
University of MN Academic Clinical Affairs	22	18.86
<b>Community Paramedics</b>	<b>2</b>	<b>0.03</b>
Hennepin Technical College	1	0.02
Mayo Clinic	1	0.01
<b>Dental Residents</b>	<b>36</b>	<b>75.51</b>
Hennepin County Medical Center	3	11.01
Mayo Clinic	6	7.20
North Memorial Medical Center	1	1.50
University of MN Academic Clinical Affairs	26	55.81
<b>Dental Students</b>	<b>6</b>	<b>192.28</b>
University of MN Academic Clinical Affairs	6	192.28
<b>Medical Residents</b>	<b>823</b>	<b>2,056.99</b>
Abbott Northwestern Hospital	7	26.37
Hennepin County Medical Center	59	238.23
Mayo Clinic	197	1,032.54
Mercy Hospital	5	1.38
Region's Hospital	48	52.88
United Hospital	20	12.22
University of MN Academic Clinical Affairs	487	693.37
<b>Medical Students</b>	<b>222</b>	<b>424.48</b>
Mayo Clinic	3	95.73
University of MN Academic Clinical Affairs	219	328.75
<b>PharmD Residents</b>	<b>104</b>	<b>96.91</b>



### Medical Education and Research Cost (MERC) Grant Distribution

Training Programs in Minnesota	Training Facility Applicants	Clinical Trainee FTEs
Abbott Northwestern Hospital	9	7.22
Children's Minnesota	2	3.55
Essentia Health St. Joseph's Medical Center	1	2.00
Essentia Health St. Mary's Medical Center	1	3.00
Hennepin County Medical Center	13	10.69
Mayo Clinic	7	9.18
Mercy Hospital	8	4.14
North Memorial Medical Center	1	3.85
Region's Hospital	1	2.98
St. Cloud Hospital	1	0.97
St. Luke's Hospital	1	1.95
United Hospital	3	4.46
University of Minnesota Medical Center, Fairview	16	25.50
University of MN Academic Clinical Affairs	40	17.40
<b>PharmD Students</b>	<b>178</b>	<b>118.42</b>
University of MN Academic Clinical Affairs	178	118.42
<b>Physician Assistants</b>	<b>219</b>	<b>59.62</b>
Augsburg University	89	24.66
Bethel University	83	20.42
St. Catherine University	47	14.54
<b>Psychologists</b>	<b>22</b>	<b>21.89</b>
Hennepin County Medical Center	1	2.80
Saint Mary's University of Minnesota	5	2.96
University of MN Academic Clinical Affairs	12	13.65
University of St. Thomas	4	2.48
<b>Total</b>	<b>2,157</b>	<b>3,230.81</b>

### Grants by Classification of the Training Facility

Training that is supported by the MERC program takes place in a wide variety of settings. The facility types that received grants in 2021 are listed in Table 4.

**Table 4 - MERC Facility Types Receiving Grants**

Medical Education and Research Cost (MERC) Grant Distribution

Type of Training Facilities	Facilities Applying	Facilities Funded	FTE Clinical Trainees at Facilities Applying	FTE Clinical Trainees at Facilities Funded	Funding
HOSPITAL	90	83	2,168.4	2,167.24	\$51,044,798
PHYSICIAN	272	159	698.5	660.80	\$4,359,556
PHARMACY	93	58	41.7	36.08	\$1,864,461
FEDERALLY QUALIFIED HLTH CTR	20	16	28.6	27.98	\$569,959
COMMUNITY MENTAL HEALTH CENTER	13	8	12.8	10.01	\$302,737
BILL ENTITY FOR MENTAL HEALTH	14	8	8.5	6.53	\$236,186
REGIONAL TREATMENT CENTER	1	1	2.4	2.38	\$115,687
INDIAN HEALTH FACILITY PROV	1	1	1.6	1.61	\$114,863
BILL ENTITY FOR PHYSICIAN SVCS	14	5	25.1	23.34	\$102,621
COMMUNITY HEALTH CLINIC	3	3	4.9	4.89	\$89,037
DENTIST	6	3	224.7	210.89	\$77,992
HOME HEALTH AGENCY	2	1	0.4	0.33	\$56,235
FAMILY PLANNING AGENCY	4	2	1.9	1.65	\$53,312
HOSPICE	2	2	1.0	0.96	\$40,855
AMBULATORY SURGERY CENTER	6	1	1.0	0.64	\$27,810
RURAL HEALTH CLINIC	3	2	1.1	0.91	\$22,268
HOME AND COMMUNITY SRV PROV.	2	1	2.7	2.17	\$21,112
PUBLIC HEALTH CLINIC	2	1	1.4	1.23	\$18,712
TARGET CASE MANAGEMENT	1	1	0.6	0.60	\$8,799

The top five facility types that hosted the largest number of trainees for each of the provider types that received funding in 2021 are shown in Table 5. Medical Assistance revenue was used to calculate funding at the facility level, and the clinical training costs and number of trainees within each provider type or program were used to determine the share attributed to training for each teaching program and provider type.

**Table 5 - Top Five Facility Types Hosting Students/Residents**

Trainee Type	Hospital	Physician Clinic	Dental Clinic	Pharmacy	Federally Qualified Health Center
Advanced Dental Therapists	0.50		2.51		0.72
Advanced Practice Nurses	101.18	30.88			1.98
Clinical Social Workers	11.98	4.21			2.99
Community Paramedics	0.02	0.01			

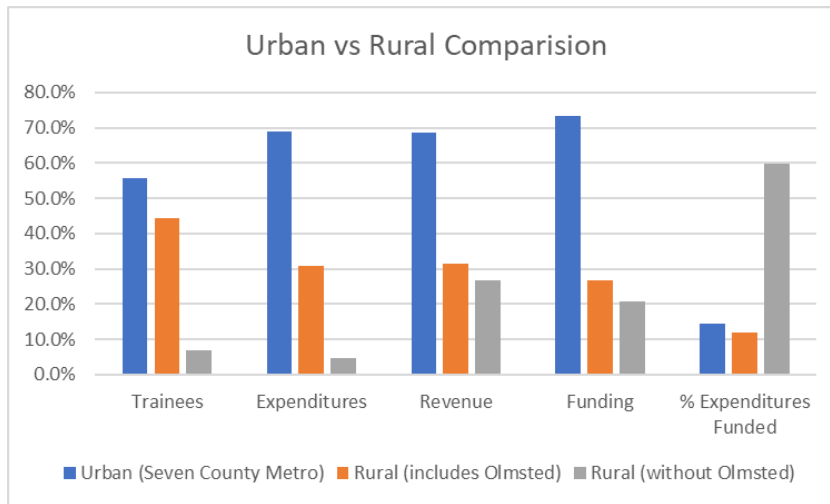
Medical Education and Research Cost (MERC) Grant Distribution

Trainee Type	Hospital	Physician Clinic	Dental Clinic	Pharmacy	Federally Qualified Health Center
Dental Residents	24.13	7.35	44.02		0.00
Dental Students	3.71		178.21		10.36
Medical Residents	1,497.01	533.66			3.60
Medical Students	335.51	77.16			2.63
PharmD Residents	78.39	7.02		5.91	4.24
PharmD Students	69.47	8.84		35.82	0.38
Physician Assistants	34.03	25.10			0.23
Psychologists	12.44	4.31			1.50
<b>Total</b>	<b>2,168.38</b>	<b>698.54</b>	<b>224.74</b>	<b>41.73</b>	<b>28.63</b>

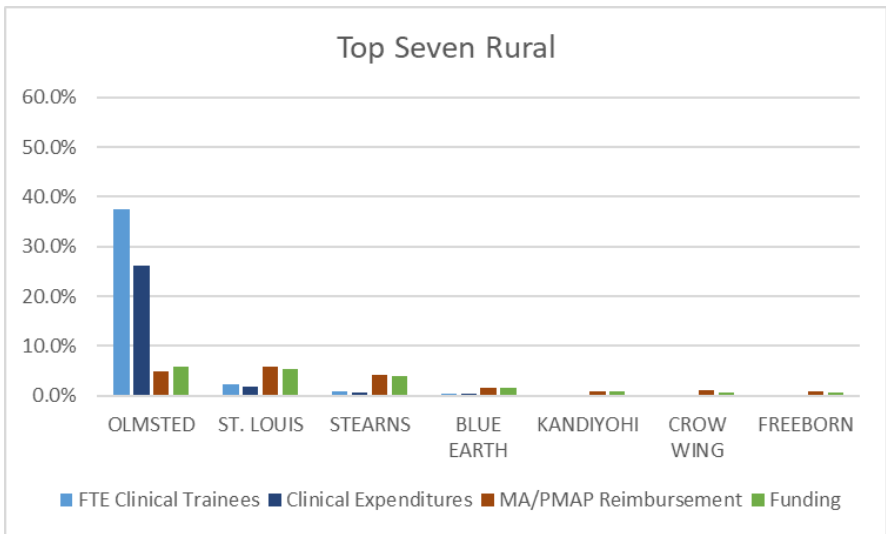
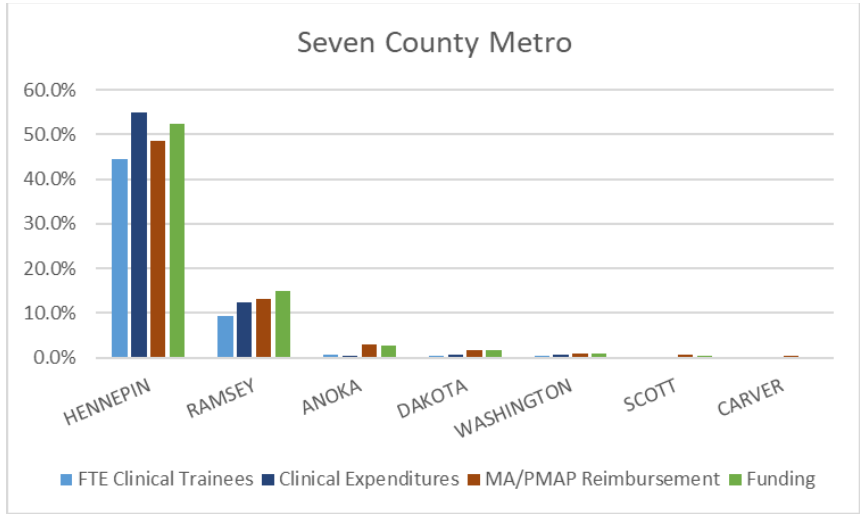
**Distribution by County**

Similar to their county’s share of Medicaid, the largest grants were paid to facilities in Hennepin County and Ramsey County, while the bulk of clinical training occurred in Hennepin County and Olmsted County. This result is largely due to the relatively small share of Medicaid funding at clinical training facilities in Olmsted County. The figures below compare the relative percent of trainees, expenditures, MA/PMAP reimbursement, and MERC funding. The percent of expenditures funded will be higher when relative MA/PMAP reimbursement is higher than the relative expenditures.

**Figures 1A - Counties Funded**



Medical Education and Research Cost (MERC) Grant Distribution



**Grants to Clinical Training Facilities**

MDH received applications from 25 sponsoring institutions that submitted an application on behalf of their teaching programs and the facilities where their students or residents received clinical training. The applications included funding requests for 558 distinct clinical training facilities that hosted trainees from multiple teaching disciplines.

### Medical Education and Research Cost (MERC) Grant Distribution

To qualify for MERC funding, a training facility must have a minimum of 0.1 FTE trainees, submit clinical training expenditures that meet or exceed \$5,000 (the minimum grant amount), and have Medical Assistance revenue during the training year. A total of 131 distinct facilities did not meet these initial qualifications, most (94) because they did not meet the FTE minimum.

Of the 427 training facilities that met the initial qualifications, 356 received grants. The other 71 facilities did not qualify under the formula, which determined their grant amount was less than the \$5,000 minimum facility grant. Because the formula is based on Medical Assistance revenue, facilities that do not meet the minimum grant amount typically have a smaller share of Medical Assistance revenue compared to other grant applicants.

In 2019, MERC training sites provided clinical training to just under 3,231 FTE trainees. Facilities hosting the trainees can change from year to year; some facilities that hosted trainees in 2019 did not host trainees in the prior training period. Table 6 outlines the total number of facilities that qualified in 2019 and FTEs within the specific grant range.

**Table 6 - Grant Ranges**

Grant	Facilities	FTE Trainees
\$5,000,000 to \$9,999,999	3	902.9097
\$1,000,000 to \$4,999,999	10	1,089.4616
\$500,000 to \$999,999	7	587.5668
\$100,000 to \$499,999	35	112.8408
\$50,000 to \$99,999	35	236.2627
\$20,000 to \$49,999	83	114.5892
\$10,000 to \$19,999	93	56.7786
\$5,000 to \$9,999	90	59.8318
Below Minimum Grant	71	41.8201
Under FTE Minimum	94	4.7776
Expenditures Not Submitted/Withdrew Application	17	18.0644
Expenditures Under Minimum Grant	14	4.1017
No MA/PMAP Revenue for Formula	6	1.8064
<b>Total Distinct Applicants</b>	<b>558</b>	<b>3,230.8114</b>

*A total of 202 sites did not qualify for a grant due to either the \$5,000 minimum or not meeting the initial qualifications.*

Table 7 includes the top 20 grant recipients, who together received 76% percent of the total grant and hosted over 81 percent of the trainees.

**Table 7 - Top 20 Grant Recipients**

### Medical Education and Research Cost (MERC) Grant Distribution

Clinical Training Facility	Location	MHCP Facility Type	FTE Trainees	Grant
HENNEPIN COUNTY MEDICAL CENTER	MINNEAPOLIS	HOSPITAL	375.7	\$8,843,440
UMMC FAIRVIEW	MINNEAPOLIS	HOSPITAL	444.0	\$5,975,894
CHILDRENS HEALTH CARE MINNEAPOLIS	MINNEAPOLIS	HOSPITAL	83.2	\$5,208,479
REGIONS HOSPITAL	ST PAUL	HOSPITAL	178.1	\$3,222,043
MAYO CLINIC HOSPITAL ROCHESTER	ROCHESTER	HOSPITAL	672.5	\$2,921,334
ABBOTT NORTHWESTERN HOSPITAL	MINNEAPOLIS	HOSPITAL	75.7	\$2,779,055
NORTH MEMORIAL HEALTH CARE	ROBBINSDALE	HOSPITAL	45.8	\$2,323,628
ST CLOUD HOSPITAL	ST CLOUD	HOSPITAL	13.8	\$1,718,848
UNITED HOSPITAL	ST PAUL	HOSPITAL	21.0	\$1,577,104
PARK NICOLLET METHODIST HOSP	ST LOUIS PARK	HOSPITAL	30.7	\$1,301,018
MERCY HOSPITAL	COON RAPIDS	HOSPITAL	11.8	\$1,217,707
GILLETTE CHILDRENS SPEC HOSP	ST PAUL	HOSPITAL	12.3	\$1,195,285
ESSENTIA HLTH ST MARYS MEDICAL CNTR	DULUTH	HOSPITAL	27.9	\$1,065,947
ST LUKES HOSPITAL	DULUTH	HOSPITAL	13.7	\$951,511
HEALTHEAST ST JOSEPHS HOSPITAL	ST PAUL	HOSPITAL	15.8	\$939,787
MAYO CLINIC HEALTH SYSTEM - MANKATO	MANKATO	HOSPITAL	8.4	\$912,859
FAIRVIEW SOUTHDALE HOSPITAL	MINNEAPOLIS	HOSPITAL	14.2	\$875,340
HEALTHEAST ST JOHNS HOSPITAL	MAPLEWOOD	HOSPITAL	15.1	\$827,040
FAIRVIEW RIDGES HOSPITAL	BURNSVILLE	HOSPITAL	6.4	\$683,568
MAYO CLINIC	ROCHESTER	PHYSICIAN	513.9	\$531,370

A relatively small number of clinical training sites are responsible for most of the training that is supported by MERC. Twenty-two facilities hosted at least 10 FTEs; these facilities represented nearly 86 percent of the qualifying FTEs trained in Minnesota and received just over 72 percent of the available MERC funds. Grants are based on relative Medicaid volume, rather than on number of FTEs, and as a result, the grant per FTE varies widely across facilities.

## Training Expenditures

The MERC formula caps the amount of funding that an organization can receive to ensure that grants do not exceed the organization's costs of providing clinical training to eligible trainees. This provision of the program, which was enacted in 2013, is a way to ensure that funding is targeted to support the costs of training. The expenditure limits can provide an incentive for training facilities to take on additional trainees when their Medicaid volume is high, and their prior trainee count is low. However, Report to Minnesota Legislature 2021

### Medical Education and Research Cost (MERC) Grant Distribution

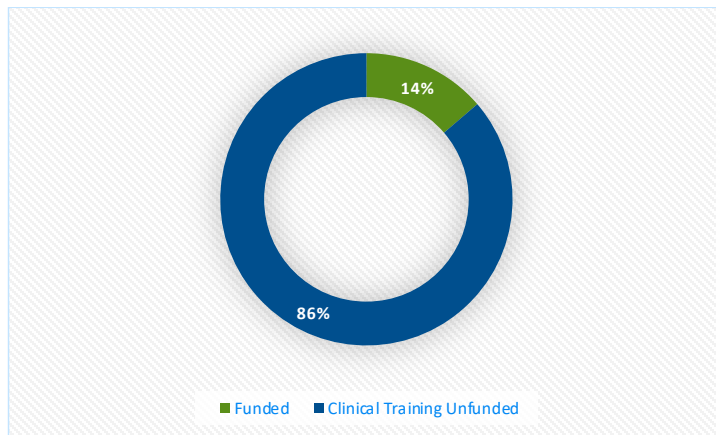
facilities that already have expenditures beyond their grant amounts will not see an increase in their grant by taking on new provider types or additional trainees.

Currently, expenditures are gathered directly from eligible facilities during the application process. Grantees are required to submit actual clinical training expenditures associated with the trainee FTEs in the MERC application. Prior to FY2016, grantees were allowed to submit estimated costs based on historical average clinical training cost data collected by provider type. Beginning in FY2016, all grantees were required to report actual costs.

In the current grant cycle, eligible facilities that met the FTE minimum and submitted expenditure data reported more than \$431 million in training-related expenses. Based on this data, in a typical grant cycle, MERC supports between 14-17% of the overall reported health professions expenditures.

For the current grant distribution, there were 141 facilities whose share of the grant pool, based on their Medicaid revenue, exceeded their training expenditures. Consequently, their grant was capped at their reported expenditure amount as required by statute. If the expenditure cap on grant amounts had not been in place, the formula would have led to them receiving higher grants ranging from an additional \$50 to \$1.6 million.

Figure 2 Clinical Expenditures vs Available Funding



## Conclusion and Next Steps

Through the implementation of an online application portal that rolled out in August 2019, the program now operates more efficiently, and has the ability to produce better data that can be used to streamline assistance and develop policies that encourage training of provider types in locations where they are most needed. The portal collects all data electronically, which has streamlined the

## Medical Education and Research Cost (MERC) Grant Distribution

process tremendously. In the past, this application cycle would have generated 2,157 paper applications sent from clinical training sites to 307 teaching programs across 25 sponsoring institutions. The application portal has made it possible for applications, approvals, and reporting to take place electronically, increasing productivity and transparency. The reporting of clinical training expenditures also ensures that funds received do not exceed training costs.

For over 20 years, the MERC program has played a critical role in providing funding to clinical training sites across Minnesota. The MERC grant is part of a comprehensive set of initiatives designed to ensure that Minnesota's health care workforce is robust and responsive to a changing payment, care delivery and training landscape.

The way the formula works, however, can make it difficult to know whether it is increasing the volume (or changing the type or location) of training, especially in the areas of newer focus, or serving as a support to help sustain existing training capacity. Currently, the grant that a facility receives won't necessarily increase when a new provider type begins training at a facility; the facility's costs may increase, but unless their Medicaid revenue increases at the same time, there will not likely be an increase in their grant amount. Larger facilities that already have expenditures beyond their grant amounts also will not see an increase by taking on new provider types or additional trainees.

Funding for medical education is vital in securing clinical training opportunities. The MERC program has been funded primarily through a 1115 Waiver. The current waiver has a temporary extension through 2021. A sudden loss of this funding could significantly decrease training opportunities. As with any budget decrease, the impact has the potential to delay the education process and result in workforce shortages. In a time when our current health care workforce may consider leaving the field due to the pandemic or mandates, the impact may be seen on multiple fronts through a decrease in current and future health care workforce and loss of health care facilities as a result.

In the coming years, MDH will continue to work with stakeholders to 1) identify opportunities to improve expenditure reporting, 2) streamline the application and distribution processes, and 3) explore how MERC can support a more robust, forward-thinking, and responsive system of providing clinical training to health professions to help meet Minnesota's future health workforce needs.



Medical Education and Research Cost (MERC) Grant Distribution

## Appendix A – MERC Grant Applicants Receiving Funds

Clinical Training Facility	Location	MHCP Facility Type	FTE Trainees	Grant
ABBOTT NORTHWESTERN HOSPITAL	MINNEAPOLIS	HOSPITAL	75.7	\$2,779,055
ACCEND SERVICES INC	DULUTH	BILL ENTITY FOR MENTAL HEALTH	0.8	\$94,560
ALEXANDRIA CLINIC	ALEXANDRIA	PHYSICIAN	0.2	\$23,170
ALLINA AHCS SENIORCARE	ST PAUL	PHYSICIAN	0.7	\$8,930
ALLINA HEALTH BANDANA SQUARE CLINIC	ST PAUL	PHYSICIAN	0.4	\$53,005
ALLINA HEALTH BROOKLYN PARK CLINIC	BROOKLYN PARK	PHYSICIAN	0.8	\$12,927
ALLINA HEALTH BUFFALO CROSSROADS	BUFFALO	PHYSICIAN	0.1	\$10,909
ALLINA HEALTH BURNSVILLE CLINIC	BURNSVILLE	PHYSICIAN	0.3	\$13,125
ALLINA HEALTH CAMBRIDGE CLINIC	CAMBRIDGE	PHYSICIAN	0.9	\$82,770
ALLINA HEALTH CHAMPLIN CLINIC	CHAMPLIN	PHYSICIAN	0.7	\$20,379
ALLINA HEALTH COON RAPIDS CLINIC	COON RAPIDS	PHYSICIAN	0.7	\$40,330
ALLINA HEALTH COTTAGE GROVE CLINIC	COTTAGE GROVE	PHYSICIAN	0.2	\$11,524
ALLINA HEALTH DEAN LAKES CLINIC	SHAKOPEE	PHYSICIAN	0.3	\$5,539
ALLINA HEALTH EAGAN CLINIC	EAGAN	PHYSICIAN	0.1	\$5,879
ALLINA HEALTH EAST LAKE ST CLINIC	MINNEAPOLIS	PHYSICIAN	0.8	\$23,968
ALLINA HEALTH FARIBAULT CLINIC	FARIBAULT	PHYSICIAN	0.8	\$47,715
ALLINA HEALTH HASTINGS CLINIC	HASTINGS	PHYSICIAN	0.8	\$25,718
ALLINA HEALTH HIGHLAND PARK CLINIC	ST PAUL	PHYSICIAN	0.3	\$5,445
ALLINA HEALTH MAPLE GROVE CLINIC	MAPLE GROVE	PHYSICIAN	0.5	\$15,666
ALLINA HEALTH MAPLEWOOD CLINIC	MAPLEWOOD	PHYSICIAN	0.1	\$6,851
ALLINA HEALTH MERCY PHARMACY	COON RAPIDS	PHARMACY	0.3	\$6,952
ALLINA HEALTH NICOLLET MALL CLINIC	MINNEAPOLIS	PHYSICIAN	0.4	\$9,053
ALLINA HEALTH NORTHFIELD CLINIC	NORTHFIELD	PHYSICIAN	0.8	\$36,249
ALLINA HEALTH PLYMOUTH CLINIC	PLYMOUTH	PHYSICIAN	0.5	\$11,800
ALLINA HEALTH RAMSEY CLINIC	RAMSEY	PHYSICIAN	0.3	\$17,939
ALLINA HEALTH RICHFIELD CLINIC	RICHFIELD	PHYSICIAN	0.6	\$16,511

Medical Education and Research Cost (MERC) Grant Distribution

Clinical Training Facility	Location	MHCP Facility Type	FTE Trainees	Grant
ALLINA HEALTH SHAKOPEE CLINIC	SHAKOPEE	PHYSICIAN	0.9	\$30,288
ALLINA HEALTH SHOREVIEW CLINIC	SHOREVIEW	PHYSICIAN	0.3	\$20,569
ALLINA HEALTH ST MICHAEL CLINIC	ST MICHAEL	PHYSICIAN	0.1	\$6,362
ALLINA HEALTH SURGICAL SPECIALISTS	MINNEAPOLIS	PHYSICIAN	0.4	\$7,767
ALLINA HEALTH UNITED MED SPECIALIST	ST PAUL	PHYSICIAN	0.1	\$20,235
ALLINA HEALTH UNITED PHARMACY	ST PAUL	PHARMACY	0.5	\$15,328
ALLINA HEALTH UPTOWN CLINIC	MINNEAPOLIS	PHYSICIAN	0.2	\$6,991
ALLINA HEALTH WESTHEALTH PHARMACY	PLYMOUTH	PHARMACY	0.2	\$5,208
ALLINA HEALTH WOODBURY CLINIC	WOODBURY	PHYSICIAN	0.2	\$11,095
ALLINA HLTH CENTENNIAL LAKES CLINIC	EDINA	PHYSICIAN	0.1	\$9,593
ALLINA HLTH MERCY GEN SURG CLINIC	COON RAPIDS	PHYSICIAN	0.3	\$7,460
ALLINA HLTH UNITED WOMENS HLTH CLNC	ST PAUL	PHYSICIAN	0.3	\$11,840
ALLINA HOSP CLINICS HOSPICE	ST PAUL	HOSPICE	0.5	\$16,444
ANOKA METRO REG TREATMENT CTR	ANOKA	REGIONAL TREATMENT CENTER	2.4	\$115,687
ARTHRITIS & RHEUMATOLOGY CONSULT	EDINA	PHYSICIAN	0.6	\$18,907
AVERA MARSHALL REG MED CENTER	MARSHALL	HOSPITAL	1.0	\$97,508
AXIS MEDICAL CENTER	MINNEAPOLIS	FEDERALLY QUALIFIED HLTH CTR	0.2	\$34,448
BEECHWOOD INC	MINNEAPOLIS	BILL ENTITY FOR MENTAL HEALTH	0.2	\$14,541
BIGFORK VALLEY HOSPITAL	BIGFORK	HOSPITAL	0.3	\$16,405
BOYNTON HEALTH SERVICE	MINNEAPOLIS	PHYSICIAN	1.1	\$10,103
BUFFALO HOSPITAL	BUFFALO	HOSPITAL	0.3	\$17,180
CAMBIA HILLS DAY TREATMENT	DULUTH	BILL ENTITY FOR MENTAL HEALTH	2.3	\$14,316
CAMBRIDGE MEDICAL CENTER - ALLINA H	CAMBRIDGE	HOSPITAL	1.7	\$110,666
CARE COUNSELING	MINNEAPOLIS	BILL ENTITY FOR MENTAL HEALTH	0.6	\$14,991

Medical Education and Research Cost (MERC) Grant Distribution

Clinical Training Facility	Location	MHCP Facility Type	FTE Trainees	Grant
CARRIS HEALTH CLINIC LLC	WILLMAR	PHYSICIAN	0.6	\$25,187
CARRIS HEALTH LLC	WILLMAR	HOSPITAL	5.1	\$388,589
CASHWISE CLINIC PHARMACY #1801	WILLMAR	PHARMACY	0.6	\$34,776
CEDAR RIVERSIDE PEOPLES CENTER	MINNEAPOLIS	FEDERALLY QUALIFIED HLTH CTR	0.4	\$11,551
CENTRACARE CLINIC HEALTH PLAZA	ST CLOUD	PHYSICIAN	0.2	\$17,508
CENTRACARE CLINIC RIVER CAMPUS	ST CLOUD	PHYSICIAN	1.2	\$101,831
CENTRACARE CLINIC-WOMEN CHILDRENS	ST CLOUD	PHYSICIAN	0.7	\$99,688
CENTRACARE FAMILY HEALTH CENTER	ST CLOUD	COMMUNITY HEALTH CLINIC	3.3	\$24,886
CENTRACARE HEALTH MONTICELLO HOSP	MONTICELLO	HOSPITAL	0.9	\$82,169
CENTRACARE HEALTH SYSTEM - MELROSE	MELROSE	HOSPITAL	0.3	\$23,702
CENTRACARE HEALTH-PAYNESVILLE HOSP	PAYNESVILLE	HOSPITAL	1.4	\$101,626
CENTRACARE HLTH SYSTEM LONG PRAIRIE	LONG PRAIRIE	HOSPITAL	0.6	\$42,100
CENTRACARE HLTH SYSTEM SAUK CENTRE	SAUK CENTRE	HOSPITAL	0.5	\$69,422
CENTRACARE PHARMACY HEALTH PLAZA	ST CLOUD	PHARMACY	0.4	\$25,741
CENTRACARE PHARMACY NORTHWAY	ST CLOUD	PHARMACY	0.3	\$8,158
CENTRACARE PHARMACY ST CLOUD HOSP	ST CLOUD	PHARMACY	1.9	\$12,978
CENTRACARE URGENCY CENTER	ST CLOUD	PHYSICIAN	0.2	\$20,367
CENTRAL MINNESOTA MENTAL HEALTH CTR	ST CLOUD	COMMUNITY MENTAL HEALTH CENTER	0.6	\$9,861
CHILD AND TEEN MEDICAL CENTER	BLAINE	PHYSICIAN	0.2	\$10,827
CHILDRENS DENTAL SERVICES INC	MINNEAPOLIS	COMMUNITY HEALTH CLINIC	0.3	\$49,647
CHILDRENS HEALTH CARE MINNEAPOLIS	MINNEAPOLIS	HOSPITAL	83.2	\$5,208,479
CITY OF MINNEAPOLIS HEALTH DEPT	MINNEAPOLIS	PUBLIC HEALTH CLINIC	1.2	\$18,712
COBORNS PHARMACY #2006	LITTLE FALLS	PHARMACY	0.6	\$27,279
COBORNS PHARMACY #2008	CLEARWATER	PHARMACY	0.2	\$9,008

Medical Education and Research Cost (MERC) Grant Distribution

Clinical Training Facility	Location	MHCP Facility Type	FTE Trainees	Grant
COBORNS PHARMACY #2017	MORA	PHARMACY	0.9	\$30,858
COBORNS PHARMACY #2028	DELANO	PHARMACY	0.7	\$8,830
COBORNS PHARMACY #2029	ALBERTVILLE	PHARMACY	0.7	\$6,475
COBORNS PHARMACY #2031	BIG LAKE	PHARMACY	0.2	\$15,695
COMMUNITY A WALGREENS PHARM #15309	MINNEAPOLIS	PHARMACY	0.7	\$68,464
COMMUNITY MEMORIAL HOSPITAL	CLOQUET	HOSPITAL	0.4	\$58,879
COMMUNITY UNIVERSITY HEALTH CARE	MINNEAPOLIS	FEDERALLY QUALIFIED HLTH CTR	9.8	\$214,757
COMMUNITY WALGREENS PHARMACY #16522	ST PAUL	PHARMACY	0.3	\$34,989
CUYUNA REGIONAL MEDICAL CENTER	CROSBY	HOSPITAL	1.6	\$129,253
DEER RIVER HEALTHCARE CENTER	DEER RIVER	HOSPITAL	0.4	\$23,184
DENTAL CLINIC	MINNEAPOLIS	DENTIST	12.7	\$7,754
DISTRICT ONE HOSPITAL	FARIBAULT	HOSPITAL	1.9	\$91,339
DOUGLAS COUNTY HOSPITAL	ALEXANDRIA	HOSPITAL	1.3	\$43,447
DULUTH FAMILY MEDICINE CLINIC	DULUTH	PHYSICIAN	10.1	\$20,410
EAST SIDE FAMILY CLINIC PHARMACY	ST PAUL	FEDERALLY QUALIFIED HLTH CTR	1.2	\$5,679
EASTSIDE FAMILY CLINIC-DENTAL	ST PAUL	FEDERALLY QUALIFIED HLTH CTR	7.1	\$42,369
EH ST MARYS DETROIT LAKES HOSPITAL	DETROIT LAKES	HOSPITAL	2.0	\$52,108
ELY BLOOMENSON COMMUNITY HOSPITAL	ELY	HOSPITAL	0.3	\$19,355
ENTIRA FAMILY CLINICS IGH	INVER GROVE HTS	PHYSICIAN	0.1	\$5,677
ENTIRA FAMILY CLINICS NORTH ST PAUL	NORTH ST PAUL	PHYSICIAN	0.3	\$8,570
ENTIRA FAMILY CLINICS WEST ST PAUL	WEST ST PAUL	PHYSICIAN	0.2	\$7,294
ENTIRA FAMILY CLINICS WOODBURY	WOODBURY	PHYSICIAN	0.1	\$5,785
ENTIRA FAMILY CLNCS COMO/ROSEVILLE	ST PAUL	PHYSICIAN	0.4	\$5,799
ESSENTIA HEALTH DULUTH	DULUTH	HOSPITAL	9.2	\$395,976
ESSENTIA HEALTH FOSSTON	FOSSTON	HOSPITAL	0.5	\$16,069

Medical Education and Research Cost (MERC) Grant Distribution

Clinical Training Facility	Location	MHCP Facility Type	FTE Trainees	Grant
ESSENTIA HEALTH HIBBING CLINIC	HIBBING	PHYSICIAN	0.2	\$11,097
ESSENTIA HEALTH NORTHERN PINES	AURORA	HOSPITAL	0.3	\$10,708
ESSENTIA HEALTH SANDSTONE	SANDSTONE	HOSPITAL	0.3	\$20,486
ESSENTIA HEALTH ST JOSEPHS MEDICAL	BRAINERD	HOSPITAL	4.3	\$254,165
ESSENTIA HEALTH TWO HARBORS PHARM	TWO HARBORS	PHARMACY	0.4	\$5,524
ESSENTIA HEALTH VIRGINIA	VIRGINIA	HOSPITAL	1.5	\$87,424
ESSENTIA HLTH BAXTER SPECIALTY CLNC	BAXTER	PHYSICIAN	0.2	\$11,308
ESSENTIA HLTH ST MARYS MEDICAL CNTR	DULUTH	HOSPITAL	27.9	\$1,065,947
FACE TO FACE HEALTH COUNSELING	ST PAUL	COMMUNITY HEALTH CLINIC	1.3	\$14,504
FAIRMONT MED CTR MAYO HEALTH SYSTEM	FAIRMONT	HOSPITAL	0.9	\$103,637
FAIRVIEW CLINICS - ANDOVER	ANDOVER	PHYSICIAN	0.7	\$21,127
FAIRVIEW CLINICS - APPLE VALLEY	APPLE VALLEY	PHYSICIAN	0.1	\$9,233
FAIRVIEW CLINICS - BLAINE	BLAINE	PHYSICIAN	0.5	\$15,579
FAIRVIEW CLINICS - BROOKLYN PARK	BROOKLYN PARK	PHYSICIAN	0.3	\$31,000
FAIRVIEW CLINICS - BURNSVILLE	BURNSVILLE	PHYSICIAN	0.6	\$41,579
FAIRVIEW CLINICS - COLUMBIA HEIGHTS	COLUMBIA HEIGHTS	PHYSICIAN	0.3	\$17,984
FAIRVIEW CLINICS - EDEN PRAIRIE	EDEN PRAIRIE	PHYSICIAN	0.4	\$8,735
FAIRVIEW CLINICS - EDINA	EDINA	PHYSICIAN	1.0	\$6,274
FAIRVIEW CLINICS - ELK RIVER	ELK RIVER	PHYSICIAN	0.5	\$15,435
FAIRVIEW CLINICS - HIAWATHA	MINNEAPOLIS	PHYSICIAN	0.5	\$9,577
FAIRVIEW CLINICS - HIGHLAND PARK	ST PAUL	PHYSICIAN	0.6	\$8,912
FAIRVIEW CLINICS - LINO LAKES	LINO LAKES	PHYSICIAN	0.3	\$6,719
FAIRVIEW CLINICS - MAPLE GROVE	MAPLE GROVE	PHYSICIAN	4.2	\$25,856
FAIRVIEW CLINICS - NEW BRIGHTON	NEW BRIGHTON	PHYSICIAN	0.4	\$9,333
FAIRVIEW CLINICS - NORTH BRANCH	NORTH BRANCH	PHYSICIAN	0.2	\$12,816
FAIRVIEW CLINICS - PINE CITY	PINE CITY	PHYSICIAN	0.2	\$5,164
FAIRVIEW CLINICS - PRINCETON	PRINCETON	PHYSICIAN	1.3	\$26,666

Medical Education and Research Cost (MERC) Grant Distribution

Clinical Training Facility	Location	MHCP Facility Type	FTE Trainees	Grant
FAIRVIEW CLINICS - RIVERSIDE	MINNEAPOLIS	PHYSICIAN	0.9	\$27,127
FAIRVIEW CLINICS - UPTOWN	MINNEAPOLIS	PHYSICIAN	0.5	\$8,146
FAIRVIEW CLINICS - WYOMING	WYOMING	PHYSICIAN	0.8	\$28,523
FAIRVIEW CLINICS-EAGAN URGENT CARE	EAGAN	PHYSICIAN	2.8	\$18,347
FAIRVIEW CLINICS-INTEG PRIMARY CARE	MINNEAPOLIS	PHYSICIAN	1.0	\$15,376
FAIRVIEW CLINICS-UNIVER CHILDRENS	MINNEAPOLIS	PHYSICIAN	1.5	\$25,174
FAIRVIEW COMPOUNDING PHARMACY	MINNEAPOLIS	PHARMACY	0.9	\$11,078
FAIRVIEW EDINA PHARMACY	EDINA	PHARMACY	0.4	\$9,261
FAIRVIEW GERIATRIC SVCS GROUP	EDINA	PHYSICIAN	0.8	\$21,873
FAIRVIEW HOME CARE & HOSPICE	MINNEAPOLIS	HOME HEALTH AGENCY	0.3	\$56,235
FAIRVIEW HOME INFUSION	MINNEAPOLIS	PHARMACY	2.3	\$380,568
FAIRVIEW LAKES REGIONAL MEDICAL CTR	WYOMING	HOSPITAL	1.4	\$129,896
FAIRVIEW NORTHLAND REGIONAL HOSP	PRINCETON	HOSPITAL	3.0	\$234,458
FAIRVIEW OXBORO PHARMACY	BLOOMINGTON	PHARMACY	0.2	\$11,334
FAIRVIEW PHARMACY BURNSVILLE SCC	BURNSVILLE	PHARMACY	0.4	\$9,624
FAIRVIEW RIDGES HOSPITAL	BURNSVILLE	HOSPITAL	6.4	\$683,568
FAIRVIEW RIVERSIDE PHARMACY	MINNEAPOLIS	PHARMACY	0.3	\$17,432
FAIRVIEW SOUTHDALE HOSPITAL	MINNEAPOLIS	HOSPITAL	14.2	\$875,340
FAIRVIEW SPECIALTY SERVICES PHARM	MINNEAPOLIS	PHARMACY	2.5	\$348,107
FAIRVIEW SPECIALTY SERVICES PHARM	MINNEAPOLIS	PHARMACY	0.1	\$7,450
FAIRVIEW UNIV MEDICAL CENTER MESABI	HIBBING	HOSPITAL	1.8	\$179,918
FALKS NURSING SERVICE PHARMACY	DULUTH	PHARMACY	0.2	\$14,720
FAMILY PRACTICE MED CENTER	WILLMAR	PHYSICIAN	0.2	\$9,955
FAMILY SERVICE ROCHESTER INC	ROCHESTER	BILL ENTITY FOR MENTAL HEALTH	0.5	\$14,335

Medical Education and Research Cost (MERC) Grant Distribution

Clinical Training Facility	Location	MHCP Facility Type	FTE Trainees	Grant
FOND DU LAC HUMAN SERVICES DIVISION	CLOQUET	INDIAN HEALTH FACILITY PROV	1.6	\$114,863
GATEWAY FAMILY HEALTH CLINIC	MOOSE LAKE	PHYSICIAN	0.7	\$12,280
GATEWAY FAMILY HEALTH CLINIC LTD	SANDSTONE	RURAL HEALTH CLINIC	0.7	\$11,333
GENOA HEALTHCARE LLC	NEW BRIGHTON	PHARMACY	0.4	\$8,365
GENOA HEALTHCARE LLC	ST LOUIS PARK	PHARMACY	0.4	\$8,365
GILLETTE CHILDRENS SPEC HOSP	ST PAUL	HOSPITAL	12.3	\$1,195,285
GLACIAL RIDGE HOSPITAL	GLENWOOD	HOSPITAL	0.2	\$29,864
GLENCOE REGIONAL HEALTH SERVICES	GLENCOE	HOSPITAL	1.7	\$87,733
GLENCOE REGIONAL HEALTH SERVICES	GLENCOE	PHYSICIAN	0.3	\$16,019
GOODRICH PHARMACY ANDOVER	ANDOVER	PHARMACY	0.1	\$5,659
GOODRICH PHARMACY ANOKA	ANOKA	PHARMACY	2.0	\$12,915
GOODRICH PHARMACY ST FRANCIS	ST FRANCIS	PHARMACY	0.6	\$8,241
GRAND ITASCA CLINIC & HOSPITAL	GRAND RAPIDS	HOSPITAL	1.9	\$237,455
GUIDEPOINT PHARMACY #101	BRAINERD	PHARMACY	1.4	\$24,767
GUIDEPOINT PHARMACY #106	CROSBY	PHARMACY	1.1	\$19,106
HCMC ST ANTHONY VILLAGE CLINIC	ST ANTHONY	PHYSICIAN	0.2	\$5,059
HEALTHEAST BETHESDA HOSPITAL	ST PAUL	HOSPITAL	1.3	\$107,238
HEALTHEAST CRITICAL CARE	ST PAUL	PHYSICIAN	0.2	\$5,796
HEALTHEAST GRAND AVENUE CLINIC	ST PAUL	PHYSICIAN	0.6	\$10,363
HEALTHEAST MAPLEWOOD CLINIC	MAPLEWOOD	PHYSICIAN	0.6	\$40,145
HEALTHEAST MEDICAL CARE FOR SENIORS	ST PAUL	PHYSICIAN	0.6	\$11,260
HEALTHEAST MIDWAY CLINIC	ST PAUL	PHYSICIAN	0.5	\$10,019
HEALTHEAST ROSEVILLE CLINIC	ROSEVILLE	PHYSICIAN	0.1	\$5,044
HEALTHEAST ST JOHNS HOSPITAL	MAPLEWOOD	HOSPITAL	15.1	\$827,040
HEALTHEAST ST JOSEPHS HOSPITAL	ST PAUL	HOSPITAL	15.8	\$939,787
HEALTHEAST SURGERY	MAPLEWOOD	PHYSICIAN	0.4	\$6,211
HEALTHEAST TAMARACK CLINIC	WOODBURY	PHYSICIAN	0.1	\$12,313
HEALTHEAST WOODBURY CLINIC	WOODBURY	PHYSICIAN	0.5	\$28,188
HEALTHEAST WOODWINDS HOSPITAL	WOODBURY	HOSPITAL	4.9	\$297,086

Medical Education and Research Cost (MERC) Grant Distribution

Clinical Training Facility	Location	MHCP Facility Type	FTE Trainees	Grant
HEALTHPARTNERS BLOOMINGTON	BLOOMINGTON	PHYSICIAN	0.3	\$29,185
HEALTHPARTNERS CENTRAL MN CLINICS	SARTELL	PHYSICIAN	0.7	\$37,798
HEALTHPARTNERS COMO	ST PAUL	PHYSICIAN	0.7	\$7,031
HEALTHPARTNERS HOSPICE & PALLIATIVE	MINNEAPOLIS	HOSPICE	0.4	\$24,411
HEALTHPARTNERS MIDWAY CLINIC	ST PAUL	PHYSICIAN	3.9	\$17,864
HEALTHPARTNERS NEUROSCIENCE CENTER	ST PAUL	PHYSICIAN	2.7	\$7,431
HEALTHPARTNERS SPECIALTY CENTER 401	ST PAUL	PHYSICIAN	8.7	\$23,525
HEALTHPARTNERS WOODBURY	WOODBURY	PHYSICIAN	1.5	\$7,724
HENNEPIN COUNTY MED CTR RLL 340B	MINNEAPOLIS	PHARMACY	0.3	\$5,223
HENNEPIN COUNTY MEDICAL CENTER	MINNEAPOLIS	HOSPITAL	375.7	\$8,843,440
HENNEPIN COUNTY MEDICAL CENTER OUTP	MINNEAPOLIS	PHARMACY	1.3	\$9,589
HENNEPIN COUNTY MENTAL HEALTH CTR	MINNEAPOLIS	COMMUNITY MENTAL HEALTH CENTER	0.2	\$27,896
HIBBING COMM COLL DENTAL CLINIC	HIBBING	DENTIST	3.3	\$5,721
HIGHLAND MEADOWS COUNSELING CENTER	ROCHESTER	BILL ENTITY FOR MENTAL HEALTH	0.3	\$5,660
HP ST PAUL CLINIC	ST PAUL	PHYSICIAN	1.1	\$20,199
HUMAN DEVELOPMENT CENTER INC	DULUTH	COMMUNITY MENTAL HEALTH CENTER	1.4	\$132,518
HUTCHINSON COMMUNITY HOSPITAL	HUTCHINSON	HOSPITAL	1.1	\$57,748
HY-VEE PHARMACY #1177	FARIBAULT	PHARMACY	1.1	\$16,231
INDIAN HLTH BOARD OF MINNEAPOLIS	MINNEAPOLIS	FEDERALLY QUALIFIED HLTH CTR	0.7	\$19,570
IVERSON CORNER DRUG INC	BEMIDJI	PHARMACY	0.5	\$15,004
LAKE CITY MED CTR MAYO HEALTH SYS	LAKE CITY	HOSPITAL	0.7	\$36,631
LAKE REGION HEALTHCARE CORP	FERGUS FALLS	HOSPITAL	2.9	\$150,773
LAKE VIEW MEMORIAL HOSPITAL	TWO HARBORS	HOSPITAL	0.4	\$32,882
LAKEVIEW CLINIC LTD	WACONIA	PHYSICIAN	1.3	\$30,110
LAKEVIEW MEMORIAL HOSPITAL	Stillwater	HOSPITAL	2.9	\$126,504



Medical Education and Research Cost (MERC) Grant Distribution

Clinical Training Facility	Location	MHCP Facility Type	FTE Trainees	Grant
LAKESWOOD HEALTH SYSTEM	STAPLES	HOSPITAL	4.1	\$292,571
LLOYDS PHARMACY	ST PAUL	PHARMACY	0.7	\$43,973
M HEALTH CLINICS & SURGERY CENTER	MINNEAPOLIS	PHYSICIAN	14.4	\$190,663
MANKATO CLINIC LTD	MANKATO	PHYSICIAN	0.8	\$57,349
MAPLE GROVE HOSPITAL CORP	MAPLE GROVE	HOSPITAL	1.6	\$215,281
MAYO CLINIC	ROCHESTER	PHYSICIAN	513.9	\$531,370
MAYO CLINIC HEALTH SYSTEM - MANKATO	MANKATO	HOSPITAL	8.4	\$912,859
MAYO CLINIC HEALTH SYSTEM - WASECA	WASECA	HOSPITAL	0.4	\$34,352
MAYO CLINIC HEALTH SYSTEM RED WING	RED WING	HOSPITAL	1.6	\$177,369
MAYO CLINIC HLTH SYS - CANNON FALLS	CANNON FALLS	HOSPITAL	0.1	\$22,912
MAYO CLINIC HLTH SYSTEM NEW PRAGUE	NEW PRAGUE	HOSPITAL	1.1	\$83,345
MAYO CLINIC HOSPITAL ROCHESTER	ROCHESTER	HOSPITAL	672.5	\$2,921,334
MAYO FAMILY CLINIC NORTHEAST	ROCHESTER	PHYSICIAN	0.4	\$5,180
MAYO FAMILY CLINIC NORTHWEST	ROCHESTER	PHYSICIAN	0.3	\$5,053
MCHS - FARIBAULT	FARIBAULT	PHYSICIAN	0.4	\$12,139
MCHS - OWATONNA	OWATONNA	PHYSICIAN	2.0	\$90,692
MCHS ALBERT LEA & AUSTIN	ALBERT LEA	HOSPITAL	3.0	\$377,815
MCHS ALBERT LEAS & AUSTIN	AUSTIN	PHYSICIAN	1.3	\$80,695
MERCY HOSPITAL	COON RAPIDS	HOSPITAL	11.8	\$1,217,707
MERCY HOSPITAL & HEALTH CARE CENTER	MOOSE LAKE	HOSPITAL	0.8	\$21,685
MILLE LACS HEALTH SYSTEM	ONAMIA	HOSPITAL	0.9	\$47,528
MINNEAPOLIS CLINIC OF NEUROLOGY	GOLDEN VALLEY	PHYSICIAN	0.7	\$26,143
NATIVE AMERICAN COMMUNITY CLINIC	MINNEAPOLIS	FEDERALLY QUALIFIED HLTH CTR	3.7	\$26,443
NEIGHBORHOOD HEALTHSOURCE	MINNEAPOLIS	FEDERALLY QUALIFIED HLTH CTR	0.6	\$9,202
NEIGHBORHOOD HEALTHSOURCE	MINNEAPOLIS	FEDERALLY QUALIFIED HLTH CTR	0.2	\$5,996

Medical Education and Research Cost (MERC) Grant Distribution

Clinical Training Facility	Location	MHCP Facility Type	FTE Trainees	Grant
NEIGHBORHOOD HEALTHSOURCE	MINNEAPOLIS	FEDERALLY QUALIFIED HLTH CTR	0.2	\$6,856
NEW ULM MEDICAL CENTER	NEW ULM	HOSPITAL	3.0	\$202,308
NO MEM HEALTH CLINIC BLAINE NORTH	BLAINE	PHYSICIAN	0.1	\$12,690
NO MEM HLTH CLINIC NEW HOPE	NEW HOPE	PHYSICIAN	0.5	\$8,553
NO MEM HLTH CLINIC BROOKLYN PARK	BROOKLYN PARK	PHYSICIAN	0.3	\$7,281
NO MEM HLTH CLINIC ELK RIVER	ELK RIVER	PHYSICIAN	0.2	\$7,003
NO MEM HLTH CLINIC GOLDEN VALLEY	GOLDEN VALLEY	PHYSICIAN	0.2	\$5,036
NO MEM HLTH CLINIC MAPLE GROVE	MAPLE GROVE	PHYSICIAN	0.4	\$6,852
NO MEM HLTH CLINIC ST ANTHONY	ST ANTHONY	PHYSICIAN	0.5	\$7,635
NORTH MEM HLTH CLINIC BROOKLYN CNTR	BROOKLYN CENTER	PHYSICIAN	0.8	\$8,012
NORTH MEMORIAL HEALTH CARE	ROBBINSDALE	HOSPITAL	45.8	\$2,323,628
NORTH MEMORIAL HLTH CLINIC CAMDEN	MINNEAPOLIS	PHYSICIAN	0.3	\$9,616
NORTHFIELD HOSPITAL	NORTHFIELD	HOSPITAL	0.7	\$59,353
NORTHPOINT HEALTH AND WELLNESS CTR	MINNEAPOLIS	FEDERALLY QUALIFIED HLTH CTR	1.4	\$81,726
NORTHWEST ORTHOPEDIC SURGEONS PA	ROBBINSDALE	PHYSICIAN	0.2	\$7,198
NYSTROM & ASSOCIATES LTD	APPLE VALLEY	PHYSICIAN	0.2	\$23,236
NYSTROM & ASSOCIATES LTD	NEW BRIGHTON	PHYSICIAN	1.3	\$111,326
NYSTROM & ASSOCIATES LTD	OTSEGO	BILL ENTITY FOR PHYSICIAN SVCS	0.2	\$17,644
ODAM MEDICAL GROUP	MINNEAPOLIS	BILL ENTITY FOR PHYSICIAN SVCS	0.1	\$9,570
OPEN CITIES HEALTH CENTER	ST PAUL	FEDERALLY QUALIFIED HLTH CTR	0.2	\$14,224
OPEN CITIES HEALTH CTR-NORTH END	Saint Paul	FEDERALLY QUALIFIED HLTH CTR	0.2	\$14,224
ORTHOPAEDIC & FRACTURE CLINIC PA	MANKATO	PHYSICIAN	0.3	\$13,257
OWATONNA HOSPITAL	OWATONNA	HOSPITAL	3.2	\$151,176
PARK NICOLLET CLINIC	CHAMPLIN	PHYSICIAN	0.1	\$8,057

Medical Education and Research Cost (MERC) Grant Distribution

Clinical Training Facility	Location	MHCP Facility Type	FTE Trainees	Grant
PARK NICOLLET CLINIC BLOOMINGTON	BLOOMINGTON	PHYSICIAN	0.4	\$26,288
PARK NICOLLET CLINIC BROOKDALE	BROOKLYN CENTER	PHYSICIAN	0.9	\$81,338
PARK NICOLLET CLINIC BURNSVILLE	BURNSVILLE	PHYSICIAN	2.8	\$94,051
PARK NICOLLET CLINIC CARLSON	MINNETONKA	PHYSICIAN	0.8	\$15,527
PARK NICOLLET CLINIC CHANHASSEN	CHANHASSEN	PHYSICIAN	0.5	\$19,864
PARK NICOLLET CLINIC CREEKSIDE	ST LOUIS PARK	PHYSICIAN	6.6	\$9,261
PARK NICOLLET CLINIC EAGAN	EAGAN	PHYSICIAN	0.9	\$14,651
PARK NICOLLET CLINIC EDEN PRAIRIE	EDEN PRAIRIE	PHYSICIAN	0.1	\$6,480
PARK NICOLLET CLINIC MEADOWBROOK	ST LOUIS PARK	PHYSICIAN	1.6	\$123,722
PARK NICOLLET CLINIC MINNEAPOLIS	MINNEAPOLIS	PHYSICIAN	1.1	\$53,456
PARK NICOLLET CLINIC PLYMOUTH	PLYMOUTH	PHYSICIAN	0.4	\$18,765
PARK NICOLLET CLINIC PRIOR LAKE	PRIOR LAKE	PHYSICIAN	0.1	\$5,554
PARK NICOLLET CLINIC SHAKOPEE	SHAKOPEE	PHYSICIAN	0.1	\$7,976
PARK NICOLLET CLINIC SHAKOPEE	SHAKOPEE	PHYSICIAN	0.7	\$47,662
PARK NICOLLET CLINIC WAYZATA	WAYZATA	PHYSICIAN	0.2	\$6,013
PARK NICOLLET CLINICS	ST LOUIS PARK	PHYSICIAN	5.0	\$312,639
PARK NICOLLET METHODIST HOSP	ST LOUIS PARK	HOSPITAL	30.7	\$1,301,018
PEOPLE INCORPORATED	COON RAPIDS	COMMUNITY MENTAL HEALTH CENTER	0.4	\$7,828
PEOPLE INCORPORATED STARK	MINNEAPOLIS	COMMUNITY MENTAL HEALTH CENTER	0.4	\$6,187
PHALEN FAMILY PHARMACY LTD	ST PAUL	PHARMACY	1.0	\$66,504
PLANNED PARENTHOOD MN ND SD	ST PAUL	FAMILY PLANNING AGENCY	1.3	\$40,850
PNC MAPLE GROVE CLINIC & SPEC CNTR	MAPLE GROVE	PHYSICIAN	0.7	\$64,208
PPMNS APPLE VALLEY	APPLE VALLEY	FAMILY PLANNING AGENCY	0.3	\$12,462
PRAIRIECARE	BROOKLYN PARK	HOSPITAL	0.2	\$8,189
PRAIRIECARE MEDICAL GROUP	BROOKLYN PARK	PHYSICIAN	0.2	\$7,710
PRAIRIECARE MEDICAL GROUP	CHASKA	PHYSICIAN	0.6	\$5,840
RAITER CLINIC LTD	CLOQUET	PHYSICIAN	1.0	\$10,518

Medical Education and Research Cost (MERC) Grant Distribution

Clinical Training Facility	Location	MHCP Facility Type	FTE Trainees	Grant
RED WING CORNER DRUG	RED WING	PHARMACY	0.2	\$13,491
REGINA HOSPITAL	HASTINGS	HOSPITAL	0.8	\$52,072
REGIONS HOSPITAL	ST PAUL	HOSPITAL	178.1	\$3,222,043
RELATE COUNSELING CENTER	MINNETONKA	COMMUNITY MENTAL HEALTH CENTER	0.3	\$18,280
RICE STREET CLINIC	ST PAUL	PHYSICIAN	0.2	\$16,904
RICHFIELD CLINIC	RICHFIELD	PHYSICIAN	0.2	\$23,796
RIDGEVIEW MEDICAL CENTER	WACONIA	HOSPITAL	0.9	\$7,351
RISING CEDAR APARTMENTS	MINNEAPOLIS	HOME AND COMMUNITY SRV PROV.	2.2	\$21,112
RIVERWOOD HEALTHCARE CENTER	AITKIN	HOSPITAL	2.9	\$152,643
SANFORD BEMIDJI MEDICAL CENTER	BEMIDJI	HOSPITAL	1.4	\$95,391
SANFORD CANBY MEDICAL CENTER RHC	CANBY	RURAL HEALTH CLINIC	0.2	\$10,935
SANFORD HEALTH BROADWAY CLINIC	ALEXANDRIA	PHYSICIAN	0.5	\$32,059
SANFORD LUVERNE MEDICAL CENTER	LUVERNE	HOSPITAL	1.0	\$43,970
SANFORD THIEF RIVER FALLS	THIEF RIVER FALLS	HOSPITAL	0.7	\$16,448
SANFORD WORTHINGTON MEDICAL CENTER	WORTHINGTON	HOSPITAL	0.2	\$18,847
SAWTOOTH MOUNTAIN CLINIC	GRAND MARAIS	FEDERALLY QUALIFIED HLTH CTR	0.2	\$9,991
SCENIC RIVERS HEALTH SERVICES	BIGFORK	FEDERALLY QUALIFIED HLTH CTR	0.8	\$10,130
SETZER PHARMACY & GIFT CENTER	ROSEVILLE	PHARMACY	0.9	\$53,462
SLEEPY EYE MEDICAL CENTER	SLEEPY EYE	HOSPITAL	0.6	\$25,315
SOUTH LAKE PEDIATRICS	MAPLE GROVE	PHYSICIAN	0.1	\$5,230
SOUTHDALE PEDIATRIC ASSOCIATES LTD	EDEN PRAIRIE	PHYSICIAN	0.3	\$15,825
SOUTHDALE PEDIATRIC ASSOCIATES LTD	EDINA	PHYSICIAN	0.3	\$11,101
SPORTS & ORTHOPAEDIC SPECIALISTS PA	EDINA	PHYSICIAN	0.2	\$14,829
ST CLOUD HOSPITAL	ST CLOUD	HOSPITAL	13.8	\$1,718,848
ST CLOUD MEDICAL GROUP - NORTHWEST	ST CLOUD	PHYSICIAN	0.3	\$22,075

Medical Education and Research Cost (MERC) Grant Distribution

Clinical Training Facility	Location	MHCP Facility Type	FTE Trainees	Grant
ST CLOUD MEDICAL GROUP - SOUTH	ST CLOUD	PHYSICIAN	0.2	\$16,980
ST DAVID'S CENTER	MINNETONKA	BILL ENTITY FOR MENTAL HEALTH	0.6	\$12,704
ST ELIZABETHS MEDICAL CENTER	WABASHA	HOSPITAL	0.5	\$9,369
ST FRANCIS REGIONAL MEDICAL CENTER	SHAKOPEE	HOSPITAL	0.9	\$56,877
ST GABRIELS HOSPITAL	LITTLE FALLS	HOSPITAL	3.1	\$9,774
ST LUKES HOSPITAL	DULUTH	HOSPITAL	13.7	\$951,511
STELLIS HEALTH PA - BUFFALO CLINIC	BUFFALO	PHYSICIAN	1.0	\$29,179
STELLIS HEALTH PA-MONTICELLO CLINIC	MONTICELLO	PHYSICIAN	2.0	\$28,200
THERAPEUTIC SERVICES AGENCY INC	PINE CITY	BILL ENTITY FOR MENTAL HEALTH	1.2	\$65,079
TRI COUNTY HOSPITAL	WADENA	HOSPITAL	1.7	\$209,141
TRIA CLINIC	BLOOMINGTON	PHYSICIAN	6.6	\$39,800
TRIA ORTHOPAEDIC CENTER ASC LLC	BLOOMINGTON	AMBULATORY SURGERY CENTER	0.6	\$27,810
TRIA ORTHOPAEDIC CENTER LLC	WOODBURY	PHYSICIAN	0.8	\$14,855
TRUMM DRUG DOWNTOWN	ALEXANDRIA	PHARMACY	0.2	\$9,802
TWIN CITIES ORTHOPEDICS	EAGAN	PHYSICIAN	0.3	\$7,395
TWIN CITIES ORTHOPEDICS PA	EDINA	PHYSICIAN	0.6	\$31,173
UMMC - FAIRVIEW	MINNEAPOLIS	PHYSICIAN	0.5	\$8,804
UMMC FAIRVIEW	MINNEAPOLIS	HOSPITAL	444.0	\$5,975,894
UMP BROADWAY FAMILY MEDICINE	MINNEAPOLIS	PHYSICIAN	4.2	\$40,596
UMPHYSICIANS BETHESDA CLINIC	ST PAUL	BILL ENTITY FOR PHYSICIAN SVCS	9.6	\$24,225
UMPHYSICIANS PHALEN VILLAGE CLINIC	MINNEAPOLIS	BILL ENTITY FOR PHYSICIAN SVCS	5.2	\$15,853
UMPHYSICIANS SMILEYS CLINIC	MINNEAPOLIS	BILL ENTITY FOR PHYSICIAN SVCS	8.2	\$35,329
UNITED HOSPITAL	ST PAUL	HOSPITAL	21.0	\$1,577,104
UNIV OF MN SCHOOL OF DENTISTRY	MINNEAPOLIS	DENTIST	194.9	\$64,517
VAIL PLACE	HOPKINS	TARGET CASE MANAGEMENT	0.6	\$8,799
VONA CENTER FOR MENTAL HEALTH	NEW HOPE	PHYSICIAN	0.4	\$10,732

Medical Education and Research Cost (MERC) Grant Distribution

Clinical Training Facility	Location	MHCP Facility Type	FTE Trainees	Grant
VOYAGE HEALTHCARE	CRYSTAL	PHYSICIAN	0.4	\$14,943
VOYAGE HEALTHCARE	MAPLE GROVE	PHYSICIAN	0.2	\$14,836
VOYAGE HEALTHCARE	PLYMOUTH	PHYSICIAN	0.2	\$5,651
WALGREENS #02805	WEST ST PAUL	PHARMACY	0.2	\$20,950
WALGREENS #06280	EDEN PRAIRIE	PHARMACY	0.1	\$13,988
WALGREENS #07126	DULUTH	PHARMACY	0.5	\$65,358
WALGREENS #10188	WOODBURY	PHARMACY	0.7	\$13,963
WALGREENS #10500	DULUTH	PHARMACY	0.4	\$15,972
WALGREENS #11690	WACONIA	PHARMACY	1.0	\$21,072
WALGREENS #15051	ST CLOUD	PHARMACY	0.7	\$31,046
WALGREENS #15439	CLOQUET	PHARMACY	0.2	\$21,872
WALGREENS PHARMACY #02935	COON RAPIDS	PHARMACY	0.1	\$13,967
WALGREENS PHARMACY #03122	OAKDALE	PHARMACY	0.6	\$33,767
WALGREENS PHARMACY #06056	WOODBURY	PHARMACY	0.2	\$23,124
WALGREENS PHARMACY #09728	CHANHASSEN	PHARMACY	0.1	\$12,925
WALGREENS PHARMACY #09795	ST PAUL	PHARMACY	1.9	\$40,860
WALGREENS PHARMACY #11834	ROCHESTER	PHARMACY	0.2	\$13,726
WALGREENS PHARMACY #11916	MINNEAPOLIS	PHARMACY	0.4	\$45,439
WALGREENS PHARMACY #13163	GRAND RAPIDS	PHARMACY	0.3	\$16,479
WALGREENS PHARMACY #15149	DULUTH	PHARMACY	0.3	\$13,419
WASHBURN CENTER FOR CHILDREN	MINNEAPOLIS	COMMUNITY MENTAL HEALTH CENTER	5.8	\$51,224
WELIA HEALTH	MORA	HOSPITAL	4.0	\$137,047
WEST SIDE COMMUNITY HEALTH SERVICES	ST PAUL	FEDERALLY QUALIFIED HLTH CTR	1.1	\$62,793
WILDER CHILDREN AND FAMILY SERVICES	ST PAUL	COMMUNITY MENTAL HEALTH CENTER	0.9	\$48,943
WINONA HEALTH SERVICES	WINONA	HOSPITAL	0.5	\$13,199

Facility names are based on enrollment in the Minnesota Health Care Program (MHCP). Some facilities have similar names but are different facility locations and MHCP providers.