



# Transfer Students

The Minnesota Transfer Students dashboard summarizes the transfer patterns between year 1 and year 2 for students enrolled as New Entering Freshmen. The transfer data is disaggregated by fiscal year and term of entry, institution and sector of origin, institution and sector of destination, race and ethnicity, sex, age, financial aid status, and residency.

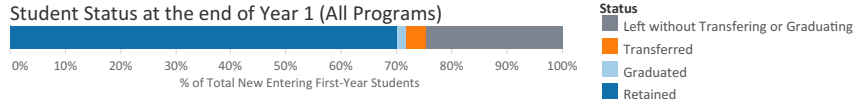
The Minnesota Transfer Students dashboard is a legislatively mandated report under Minnesota Statutes 136A.057 Student Transfer Reporting. Please note that this report only includes students formally transferring as indicated by the college registering the student as a “New Transfer Student”.

This group excludes:

1. Students earning credit from PSEO, Concurrent Enrollment, Advanced Placement, International Baccalaureate, CLEP, military service, or prior learning assessment if they have never enrolled as a New Entering Freshmen student in a prior term at a different institution,
2. Students enrolling in courses at more than one institution in the same term without formally transferring, and
3. Students completing a credential at their first institution prior to formally transferring, as required by the legislation.

# Minnesota's New Entering First-Year Students

How many of Minnesota's new entering first-year students transfer?

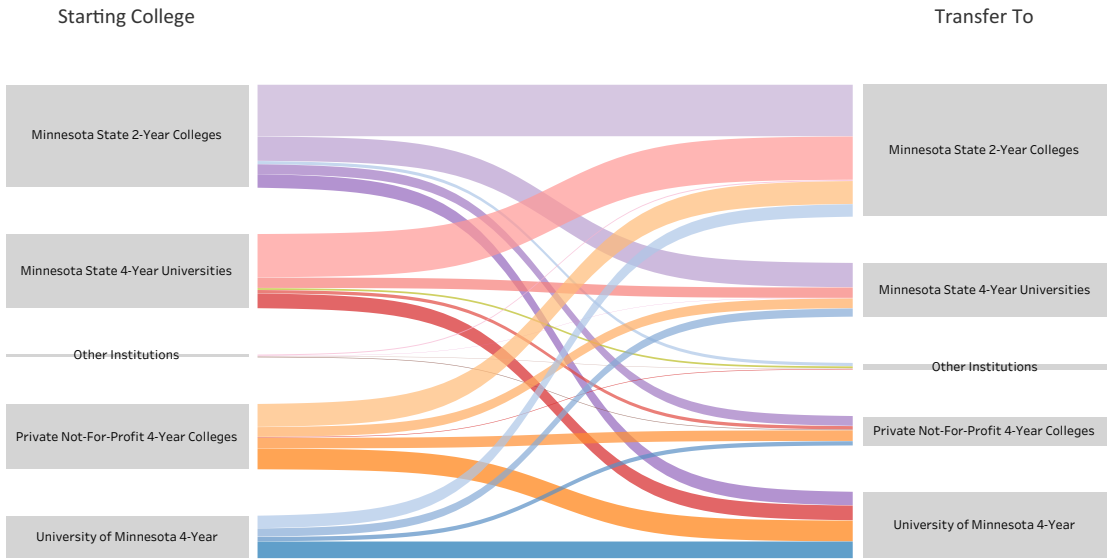


## Transfer Patterns of New Entering Freshmen between Year 1 and Year 2

This chart shows the movement of students between institutions after their first year of college. This report only includes students recognized as formal transfer students and did not complete a credential prior to transferring. Students taking classes at more than 1 college without formally transferring are not included.

Cohort  
New Entering Freshman, Fall of Fiscal Year 2020

Award Level  
All



## Number of Transfer Students

Starting College	Award Level	Transfer To					Grand Total
		Minnesota State 2-Year Colleges	Minnesota State 4-Year Universities	Other Institutions	Private Not-For-Profit 4-Year Colleges	University of Minnesota 4-Year	
Minnesota State 2-Year Colleges	Associate Degree	237	121	16	47	66	487
	Sub-Baccalaureate Certificate	26	<10		<10	<10	35
Minnesota State 4-Year Universities	Associate Degree	<10					<10
	Bachelor's Degree	220	53	<10	16	75	373
	Sub-Baccalaureate Certificate				<10		<10
Other Institutions	Associate Degree	<10			<10		<10
	Bachelor's Degree	<10		<10			<10
	Sub-Baccalaureate Certificate	<10	<10	<10			<10
Private Not-For-Profit 4-Year Colleges	Associate Degree	<10	<10		<10	<10	13
	Bachelor's Degree	112	49	<10	53	100	317
University of Minnesota 4-Year	Bachelor's Degree	64	42		22	85	213
<b>Grand Total</b>		670	270	30	146	335	1,451

# Transfer Activity by Student Demographics

This chart shows the movement of students between institutions. Only students recognized as formal transfer students are included. Students taking classes at more than 1 college without formally transferring are not included.

Cohort  
New Entering Freshman, Fall of Fiscal Year 2020

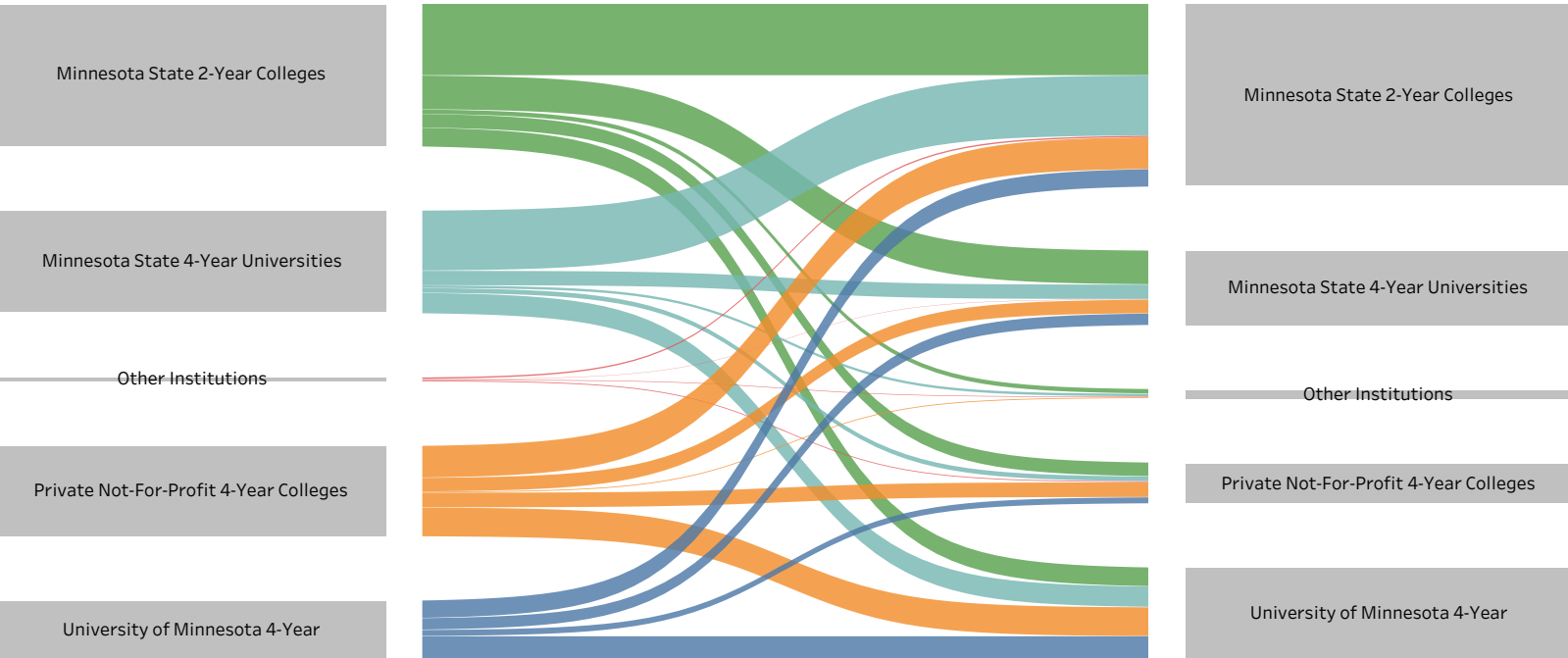
Choose a Demographic Category  
Race and Ethnicity

Award Level  
All

Sub Category  
All

Starting College:

Transfer To:



## Number of Transfer Students by Selected Demographics

Starting College	Transfer To					Grand Total
	Minnesota State 2-Year Colleges	Minnesota State 4-Year Universities	Other Institutions	Private Not-For-Profit 4-Year Colleges	University of Minnesota 4-Year	
Minnesota State 2-Year Colleges	263	124	16	50	69	522
Minnesota State 4-Year Universities	221	53	<10	17	75	375
Other Institutions	<10	<10	<10	<10		11
Private Not-For-Profit 4-Year Colleges	117	50	<10	54	106	330
University of Minnesota 4-Year	64	42		22	85	213
<b>Grand Total</b>	<b>670</b>	<b>270</b>	<b>30</b>	<b>146</b>	<b>335</b>	<b>1,451</b>

# Transfer Activity by Starting College

This chart shows the movement of students between institutions after their first year of college. This report only includes students recognized as formal transfer students and did not complete a credential prior to transferring. Students taking classes at more than 1 college without formally transferring are not included.

Select Entering Year and Term  
New Entering Freshman, Fall of Fiscal Year 2020

Award Level  
All

## Number of Transfer Students by Institution and Award Level

Starting College	Starting College Name	Award Level	Transfer To					Grand Total
			Minnesota State 2-Year Colleges	Minnesota State 4-Year Universities	Other Institutions	Private Not-For-Profit 4-Year Colleges	Private Not-For-Profit Graduate Institutions	
Minnesota State 2-Year Colleges	Alexandria Technical & Community College	Sub-Baccalaureate Certificate	2					2
		Associate Degree	6	4		1	1	12
	Anoka Technical College	Sub-Baccalaureate Certificate	3			1		4
		Associate Degree	2					2
	Anoka-Ramsey Community College	Associate Degree	23	12		5	11	51
	Central Lakes College	Associate Degree	6	6		1	1	14
	Century College	Associate Degree	8	4	3	9	1	25
	Dakota County Technical College	Sub-Baccalaureate Certificate	1			1		2
		Associate Degree	6	2		1	1	10
	Fond du Lac Tribal & Community College	Sub-Baccalaureate Certificate			2			2
		Associate Degree	1			1		2
	Hennepin Technical College	Sub-Baccalaureate Certificate	3					3
		Associate Degree	9				1	10

## About this Report

The OHE Transfer Report dashboard is a legislatively mandated report under Minnesota Statutes 136A.057 Student Transfer Reporting.

This dashboard summarizes the movement of students between institutions after their first year of college. This report only includes students recognized as formal transfer students and did not complete a credential prior to transferring. Students taking classes at more than 1 college without formally transferring are not included. The transfer data is disaggregated by institution and sector of origin, institution and sector of destination, race and ethnicity, sex, age, financial aid status, and residency.

### 2021 Minnesota Statutes 136A.057 STUDENT TRANSFER REPORTING.

*(a) The commissioner must report on the office's website summary data on students who, within the most recent academic year, withdrew from enrollment without completing a degree or credential program at a public postsecondary institution in Minnesota. The summary data must include whether the students who withdrew transferred to another institution and the institutions transferred to and from.*

*(b) Summary data must be aggregated by postsecondary institution and degree or credential program. Summary data must be disaggregated by race, ethnicity, Pell eligibility, and age.*

*(c) The commissioner must post the initial data on the office's website on or before February 15, 2022, and must update the data at least annually thereafter.*

### Inclusions and Exclusions

Please note that this report only includes students formally transferring as indicated by the college registering the student as a "New Transfer Student". Data for this report only includes students enrolled at Minnesota institutions participating in state financial aid as required under Minnesota Statutes section 136A.121 subd. 18.

This group excludes:

- (1) Students earning credit from PSEO, Concurrent Enrollment, Advanced Placement, International Baccalaureate, CLEP, military service, or prior learning assessment if they have never enrolled as a New Entering Freshmen student in a prior term at a different institution,
- (2) Students enrolling in courses at more than one institution in the same term without formally transferring, and
- (3) Students completing a credential at their first institution prior to formally transferring, as required by the legislation.

### Other information

This is a legislatively mandated dashboard. As requested by Minnesota Statutes, section 3.197, this dashboard cost approximately \$6,874.13 to prepare, including staff time. ..