



Minnesota Teacher Licensure ExaminationsSM

Technical Report
2019–2020

October 2020

TABLE OF CONTENTS

Preface	ii
Section I: Purpose of the Minnesota Teacher Licensure Examinations SM	1
Introduction	1
Composition of the MTLE SM Program.....	1
MTLE SM tests offered during 2019–2020 Program Year	2
Program Enhancements.....	3
Section II: Findings: September 2019–August 2020	5
Interpretive Cautions.....	6
Glossary of Terms	7
References	10
Appendices.....	11

PREFACE

Evaluation Systems group of Pearson (Pearson) prepared this document for the Minnesota Professional Educator Licensing and Standards Board (PELSB). It provides information about the Minnesota Teacher Licensure ExaminationsSM program (MTLESM).

The first section of the report describes the purpose, structure, and composition of the MTLESM, including a listing of the tests administered during the 2019–2020 program year. It also includes information regarding enhancements that Pearson has implemented with PELSB as part of the Board’s commitment to the continuous updating of the MTLESM program.

The second section of the report provides information on the candidates’ performance on the tests as well as the technical properties of the tests based on the data from the 2019–2020 academic program year.

SECTION I: Purpose of the Minnesota Teacher Licensure ExaminationsSM

Introduction

Evaluation Systems group of Pearson has developed the Minnesota Teacher Licensure ExaminationsSM (MTLESM) program on behalf of the Minnesota Professional Educator Licensing and Standards Board (PELSB). The main purpose of the MTLESM program is to assist PELSB in identifying those candidates who have the basic skills, pedagogical, and content area knowledge needed to obtain an initial Minnesota teaching license. Examinations for licensure are required by Minnesota Rules Chapter 8710, and the MTLESM tests are based on and aligned to the Minnesota Administrative Rules.

The MTLESM program became operational in September 2010 and includes essential academic skills, pedagogy, and content area tests. Please refer to the following page for a complete list of the tests available for administration during the 2019–2020 program year. Each test in the MTLESM program was developed in accordance with the practices recommended by the *Standards for Educational and Psychological Testing* (AERA, APA, & NCME, 2014) as well as by the *Uniform Guidelines on Employee Selection Procedures* (Uniform Guidelines, 1985), which require a clear definition of content domain and a rationale to support a claim that the knowledge and skills being assessed in a licensure test are required for credential-worthy performance on the job. To verify that the MTLESM reflect the knowledge and skills essential to an entry-level Minnesota educator, Pearson used the Minnesota Administrative Rules to draft test frameworks for each test field. Minnesota educators and educator preparation faculty reviewed test materials to confirm that they reflect the knowledge and skills a Minnesota educator must possess to receive a license in a given field. Minnesota educators also provided recommendations used by PELSB to establish a passing standard for each test.

Composition of the MTLESM Program

Currently, the MTLESM program includes examinations for the fields listed on the following pages. The major features of the MTLESM tests are as follows:

- All examinations are offered on computer.
- Most examinations include two subtests that cover the range of knowledge and skills needed for entry-level teaching in Minnesota.
- The Minnesota NES Essential Academic Skills (EAS) and Elementary Education examinations each include three subtests.
- Most of the MTLESM tests consist of multiple-choice items only.
- The Minnesota NES Essential Academic Skills (EAS) Writing subtest consists of multiple-choice and one constructed-response item.
- All the World Language Examinations (with the exception of Chinese (Mandarin)) consist of both multiple-choice and constructed-response items; the Chinese (Mandarin) World Language Examination consists of constructed-response items only.

MTLESM Tests Offered during 2019–2020 Program Year

Essential Academic Skills (EAS) Test:

Minnesota NES Essential Academic Skills (EAS)

188 Subtest I: Reading

189 Subtest II: Writing

190 Subtest III: Mathematics

Pedagogy Tests:

010, 011 Pedagogy: Early Childhood (Birth to Grade 3)

012, 013 Pedagogy: Elementary (Grades K-6)

209, 210 Pedagogy: Secondary (Grades 5-12)

Content Area Tests:

204, 205 Early Childhood Education (Birth to Grade 3)

198, 199 PrePrimary (Age 3 to PreKindergarten)

191, 192, 193 Elementary Education (Grades K-6)

196, 197 Middle Level Communication Arts/Literature (Grades 5-8)

032, 033 Middle Level Social Studies (Grades 5-8)

034, 035 Middle Level Mathematics (Grades 5-8)

036, 037 Middle Level Science (Grades 5-8)

202, 203 Communication Arts/Literature (Grades 5-12)

052, 053 Social Studies (Grades 5-12)

207, 208 Mathematics (Grades 5-12)

056, 057 Health (Grades 5-12)

058, 059 Chemistry (Grades 9-12)

060, 061 Earth and Space Science (Grades 9-12)

062, 063 Life Science (Grades 9-12)

064, 065 Physics (Grades 9-12)

080, 081 Technology (Grades 5-12)

082, 083 Business (Grades 5-12)

084, 085 Family and Consumer Sciences (Grades 5-12)

086, 087 Agricultural Education (Grades 5-12)

211, 212 Reading Teacher (Grades K-12)

102, 103 Library Media Specialist (Grades K-12)

104, 105 Visual Arts (Grades K-12)

Content Area Tests:

108, 109	Theatre (Grades K-12)
110, 111	Dance (Grades K-12)
112, 113	Physical Education (Grades K-12)
194, 195	English as a Second Language (Grades K-12)
130, 131	Computer, Keyboarding, & Related Technology (Grades K-12)
158, 159	World Language & Culture: Chinese (Mandarin) (Grades K-12)
160, 161	World Language & Culture : French (Grades K-12)
162, 163	World Language & Culture: German (Grades K-12)
164, 165	World Language & Culture : Spanish (Grades K-12)
106, 206	Instrumental Classroom Music (Grades K-12)
106, 185	Vocal Classroom Music (Grades K-12)
200, 201	Special Education Core Skills (Birth to Age 21)

Program Enhancements

Pearson continually works with PELSB to evaluate and reinforce the quality of the MTLESM program. Over the course of the 2019–2020 Program Year, the following enhancements have been implemented.

Implemented Redeveloped MTLE Test Fields. Beginning August 26, 2019, the following redeveloped MTLE test fields became available to the candidates, and the previous versions of these exams retired on August 25, 2019:

1. Communication Arts/Literature (Grades 5-12)
2. Early Childhood Education (Birth to Grade 3)
3. Instrumental Classroom Music (Grades K-12) Subtest II
4. Mathematics (Grades 5-12)
5. Pedagogy: Secondary (Grades 5-12)
6. Reading Teacher (Grades K-12)

Enhancements to Assist Candidates. Pearson continually works with PELSB to examine program policies and materials and provide additional services and resources for candidates taking MTLESM examinations.

Candidate preparation.

In June and July 2019, Pearson added candidate preparation resources for the redeveloped fields to the MTLESM program website, including the following:

- **Updated Study Guides with Free, Full-length Sample Exams.** Study guides for the six redeveloped MTLE test fields were updated to include a set of free sample test questions equal to the full scorable set of questions on a test form. Additionally, the updated study guides include rationales for each multiple-choice question that explain the correct response.

- **Practice Tests.** Fee-based practice tests were added for Communication Arts/Literature (Grades 5-12), Early Childhood Education (Birth to Grade 3), Instrumental Classroom Music (Grades K-12), Mathematics (Grades 5-12), and Pedagogy: Secondary (Grades 5-12).

Additional Testing Time.

Additional testing time was added to the Mathematics (Grades 5-12) test beginning August 24, 2020.

SECTION II: Findings September 2019 – August 2020

This section provides information on the candidates' performance on the MTLE tests as well as the technical properties of the MTLE tests based on the data from September 1, 2019 through August 31, 2020. The findings include reports of pass rates, reliability and statistical indices, and distributions of scaled scores by test. Please consult the Glossary of Terms for more detailed information about the content of each report.

The following reports are provided for the MTLESM program.

Pass Rate Report (Appendix A)

- Initial Pass Rate Information
- Overall Pass Rate Information
- Retake Pass Rate Information

Test Form Statistics Report (Appendix B)

Total-Test Indices

- Mean
- Standard error of measurement (SEM) (Brennan, 2001)
- Total test decision consistency index (Breyer & Lewis, 1994)
- Stratified alpha total test reliability estimates

Multiple-Choice Section Indices

- Estimated standard error of measurement at the passing score (Keats, 1957)
- Computed standard error of measurement
- Kuder-Richardson 20 (KR-20)

Constructed-Response Section Indices

- Agreement rate of holistic scores (total, exact, and adjacent agreement)
- Intraclass correlation between the first and second score, corrected using the Spearman-Brown formula
- Generalizability coefficient with items as a fixed facet
- Generalizability coefficient with items as a random facet
- Correlation between constructed-response and multiple-choice sections

Frequency Distributions of Total Test Scores (Appendix C)

Pass Rate Report for MTLE Test Groups by Gender and Ethnicity (Appendix D)

Interpretive Cautions. The notes below are an integral part of the accompanying tables.

- All information provided in this report is based on data from September 1, 2019 through August 31, 2020.
- Reliability and statistical indices are calculated for tests taken by 100 or more candidates.
- Licensure decisions are based on total test score, not test section information.
- Examinees whose data are presented in this document may not reflect the same performance as that of examinees who will take these tests in the future.
- Extreme caution should be used in interpreting data for small numbers of examinees. The examinees for whom results are presented in this document may not reflect the same proportion of all the types and capabilities of examinees in the population who will take the tests in the future.
- To be interpreted with confidence, statistical reliability estimates must be based on adequate numbers of candidate scores that represent a range of candidate knowledge and skill levels and that provide variance in candidate score distributions. In general, the larger the variability within candidate scores, the greater the reliability coefficient. The reliability estimates may be suppressed when the full range of scores across the score scale are not observed.
- Small numbers of candidates resulting in less variance in candidate score distributions may result in lower reliability coefficients.
- Reliability indices for a single test section may be lower than reliability statistics for the total test because each test section contains fewer test items than the total test.
- Candidates taking the MTLE tests have the option of choosing when they take and retake a test. As a result, the group of candidates taking each test may vary in respect to composition, ability level, and the variability of observed scores.
- In general, test forms with greater numbers of items have higher reliability estimates.
- Reliability estimates are typically higher for tests that contain homogeneous content than for tests that cover a broad range of heterogeneous content.
- The location of the passing score within the distribution of test scores can affect the statistical estimates of decision consistency. Decision consistency may be adversely affected if the mean score is close to the passing score.

Glossary of Terms. The notes below are an integral part of the accompanying tables.

Agreement rates. Each constructed-response item is rated by two independent scorers. Scorer agreement is the degree of agreement between the scores assigned by each scorer. Three types of agreement are reported here:

- **Total agreement** –the total exact agreement and adjacent agreement combined
- **Exact agreement** – the percent of scores where the two scorers are in exact agreement
- **Adjacent agreement** – the percent of scores where the two scorers are within one point of each other

Decision consistency. Total test decision consistency (Breyer and Lewis, 1994) is a reliability statistic that describes the consistency of the pass/fail decision. This method calculates decision consistency using a split-halves method in which one test form is split into two shorter forms that each represents the overall content of the whole test form.

This statistic is reported in the range of 0.00 to 1.00; the closer the estimate is to 1.00, the more consistent (reliable) the decision is considered to be.

Distribution of test scores. The total scaled score distribution is based on all attempts made by each examinee. Results for most MTLE tests are reported on a scale ranging from 100 to 300, with a passing score of 240. The Essential Academic Skills Test is reported on a scale of 400 to 600, with a passing score of 520.

The total scaled score distribution provides an inclusive list of observed total test scaled scores, in intervals of ten scale-score points; the number of scores observed within intervals of ten scale-score points; the number of scores observed at or above each scale-score interval; the percent of scores observed within intervals of ten scaled-score points; and the percent of scores observed at or above each scaled-score interval.

G coefficient. The G (generalizability) coefficient indicates the degree to which the variability in scores for the constructed-response section is attributable to characteristics of the candidates, such as subject area knowledge, rather than to measurement error. It is reported in the range of .00 to 1.00, with a higher number indicating a greater level of dependability (or accuracy of the generalization from observed score to universe score).

Two G coefficients are reported for the MTLE exams: estimates of the generalizability of scores is provided for items treated as a random facet and for items treated as a fixed facet. When items are treated as random facet, inferences may be drawn about the generalizability of the scores. When items are treated as a fixed facet, the ability to make inferences about the dependability of the scores if other prompts were used is lost; therefore, the dependability of scores cannot be generalized beyond the specific prompts used in the analysis.

When there are constructed-response item types, the G coefficient that results from treating CR items as a fixed facet tends to be higher as there is less error associated with fixed facets.

Inter-rater reliability. For each test form with open-response items, inter-rater reliability reports the degree to which different raters assign the same score to the same response. Interrater reliability is estimated with an intraclass correlation, corrected using the Spearman-Brown formula.

Kuder-Richardson formula 20 (KR20). The KR20 (Kuder-Richardson index of homogeneity) is a measure of internal consistency of the multiple-choice test items. KR20 is reported in the range of .00 to 1.00, with a higher number indicating a greater level of internal consistency (that is, the degree of consistent performance on items intended to measure the same construct).

Mean. The average total scaled score.

Pass Rates. Pass rates are the percent of examinees achieving a total test scaled score of 240 on most MTLE tests and score of 520 on the Minnesota Essential Academic Skills Test. Pass rates based on three types of attempt type are provided:

- **Initial Pass Rate Information.** The number of candidates taking a test for the first time who achieved a score equal to or higher than the passing score.
- **Overall Pass Rate Information.** The total number of candidates taking a test during the reporting period and the percent who achieved a score equal to or higher than the passing score. If there were multiple attempts in the program year, the highest retake score will be used in the calculation of the pass rate.
- **Retake Pass Rate Information.** The number of candidates retaking a test that they had taken previously and the percent of the candidates who achieved a score equal to or higher than the passing score. If there were multiple retake attempts in the program year, the highest retake score will be used in the calculation of the pass rate.

Pearson Correlation of multiple-choice and open-response section scores. The Pearson Correlation indicates the correlation (relationship) between the scaled scores for the two sections of a test. This metric reports the degree to which respondents who do well on the open-response section also do well on the multiple-choice section. This statistic is reported in the range of 0.00 to 1.00 for each test form with at least 100 attempts.

Scorer agreement. For each test form with open-response items, information is reported on scorer agreement regarding the individual raw scores assigned to each candidate's response to an open-response item. The following information is reported: the percent of cases in which the first two scorers were in agreement (i.e., assigned identical scores or scores that only differ by 1 point, also called adjacent scores), the percent of identical scores, and the percent of adjacent scores.

Scorable Response. A constructed response that was not designated as “Blank” or “Unscorable” during the holistic scoring process.

Standard Error of Measurement (SEM). SEM is a statistical measure reported as a number that provides a "confidence band" around a candidate's score; if a candidate retook the test, the candidate's reported score would likely be within the reported score plus or minus the number reported as the SEM. The smaller the SEM, the closer a candidate's score could be expected to be to the one reported upon repeated testing.

The SEM is reported for both the total test score and the multiple-choice section of each test.

- **Total Test.** The SEM is calculated for the total test scaled score (Brennan, 2001).
- **Multiple-choice section.** Two versions of a SEM is calculated for candidate scores for the multiple-choice section of a test: Keats' estimated SEM (Keats, 1957) and the computed SEM (Lord, 1959).

Stratified alpha. Stratified alpha is an estimate of total test reliability for a test containing a mixture of item types (e.g., multiple-choice and open-response). Each section of the test, multiple-choice and constructed-response, is treated as a subtest. Internal consistency estimates for the separate subtests are combined to compute stratified coefficient alpha. Stratified coefficient alpha is reported in the range 0 to 1, with a higher number indicating a greater level of consistency (reliability).

References

- Angoff, W. H. (1971). Scales, norms, and equivalent scores. In R. L. Thorndike (Ed.). *Educational Measurement* (2nd ed., pp. 508-597). Washington, DC: American Council on Education.
- American Educational Research Association, American Psychological Association, & National Council on Measurement in Education. (2014). *Standards for educational and psychological testing*. Washington, DC: American Educational Research Association.
- Brennan, R. L. (2001). *Generalizability theory*. New York: Springer-Verlag.
- Breyer, F., & Lewis, C. (1994). Pass-fail reliability for tests with cut scores: A simplified method. Princeton, NJ: Educational Testing Service.
- Equal Educational Opportunity Commission, *Uniform guidelines on employee selection procedures* (Title VII Regulations), 29 C.F.R. § 1607.2B (1985).
- Keats, J. A. (1957). Estimation of error variances of test scores. *Psychometrika*, 22.
- Kuder, G. F., & Richardson, M. W. (1937). The theory of the estimation of test reliability. *Psychometrika*, 2, 151–160.
- Lord, F. M. (1959). Tests of the same length do have the same standard error of measurement. *Educational and Psychological Measurement*, 19(2), 233-239.

Appendices

Appendix A: Pass Rate Report

Appendix B: Test Form Statistics Report

Appendix C: Frequency Distributions of Total Test Scores

Appendix D: Pass Rate Report for MTLE Test Groups by Gender and Ethnicity

Appendix A:
Pass Rate Report

Minnesota Teacher Licensure Examinations (MTLE)
September 1, 2019 - August 31, 2020

	Attempt Type									Best Scaled Score (All)		Best Scaled Score (Retake)	
	First-Time Test Takers			All Test Takers			Retakers						
	N	N Pass	% Pass	N	N Pass	% Pass	N	N Pass	% Pass	Mean	Std Dev	Mean	Std Dev
Test:													
010 Pedagogy: Early Childhood (Birth to Grade 3) Subtest 1	245	245	100.0 %	248	248	100.0 %	3	3	100.0 %	281.6	10.5	273.7	14.8
011 Pedagogy: Early Childhood (Birth to Grade 3) Subtest 2	245	244	99.6%	247	247	100.0 %	3	3	100.0 %	279.1	11.0	264.7	14.4
012 Pedagogy: Elementary (Grades K-6) Subtest 1	1,698	1,613	95.0%	1,747	1,673	95.8%	86	60	69.8%	265.1	16.1	245.0	16.7
013 Pedagogy: Elementary (Grades K-6) Subtest 2	1,693	1,591	94.0%	1,757	1,675	95.3%	115	84	73.0%	266.4	17.5	244.2	16.3
032 Middle Level Social Studies (Grades 5-8) Subtest 1	33	30	90.9%	33	31	93.9%	2	1	50.0%	261.4	14.4	238.5	2.1
033 Middle Level Social Studies (Grades 5-8) Subtest 2	34	31	91.2%	35	34	97.1%	3	3	100.0 %	265.5	13.0	251.7	7.0
034 Middle Level Mathematics (Grades 5-8) Subtest 1	52	31	59.6%	67	42	62.7%	18	11	61.1%	243.2	21.4	243.4	14.7
035 Middle Level Mathematics (Grades 5-8) Subtest 2	48	33	68.8%	52	37	71.2%	7	4	57.1%	247.3	21.9	238.6	7.3
036 Middle Level Science (Grades 5-8) Subtest 1	120	117	97.5%	122	119	97.5%	2	2	100.0 %	272.3	13.7	248.5	12.0
037 Middle Level Science (Grades 5-8) Subtest 2	119	110	92.4%	124	118	95.2%	8	8	100.0 %	265.6	18.8	249.1	6.2
052 Social Studies (Grades 5-12) Subtest 1	237	209	88.2%	254	229	90.2%	31	20	64.5%	259.2	17.1	242.7	14.3
053 Social Studies (Grades 5-12) Subtest 2	239	179	74.9%	283	229	80.9%	77	50	64.9%	249.3	15.4	240.6	12.4

(Continued)

KEY: N = Number of test takers, N Pass and % Pass = Number and Percent of test takers who passed the test
NOTE: This table should be viewed with the accompanying explanatory notes and interpretive cautions.

Minnesota Teacher Licensure Examinations (MTLE)
September 1, 2019 - August 31, 2020

	Attempt Type									Best Scaled Score (All)		Best Scaled Score (Retake)	
	First-Time Test Takers			All Test Takers			Retakers						
	N	N Pass	% Pass	N	N Pass	% Pass	N	N Pass	% Pass	Mean	Std Dev	Mean	Std Dev
Test:													
056 Health (Grades 5-12) Subtest 1	85	84	98.8%	85	85	100.0%	1	1	100.0%	271.9	12.1	250.0	--
057 Health (Grades 5-12) Subtest 2	84	82	97.6%	84	84	100.0%	2	2	100.0%	270.2	10.7	260.5	2.1
058 Chemistry (Grades 9-12) Subtest 1	42	42	100.0%	45	45	100.0%	3	3	100.0%	272.0	15.8	244.0	6.9
059 Chemistry (Grades 9-12) Subtest 2	42	42	100.0%	42	42	100.0%	--	--	--	273.7	13.3	--	--
060 Earth and Space Science (Grades 9-12) Subtest 1	22	14	63.6%	23	15	65.2%	4	1	25.0%	248.3	18.3	232.0	9.8
061 Earth and Space Science (Grades 9-12) Subtest 2	22	13	59.1%	23	13	56.5%	4	0	0.0%	233.7	28.9	203.3	15.6
062 Life Science (Grades 9-12) Subtest 1	112	97	86.6%	123	107	87.0%	16	10	62.5%	260.4	19.3	242.2	12.9
063 Life Science (Grades 9-12) Subtest 2	112	91	81.3%	125	104	83.2%	23	14	60.9%	256.6	20.2	243.6	13.5
064 Physics (Grades 9-12) Subtest 1	22	17	77.3%	24	19	79.2%	3	2	66.7%	256.7	23.7	241.3	9.3
065 Physics (Grades 9-12) Subtest 2	22	13	59.1%	28	14	50.0%	8	1	12.5%	239.3	26.1	218.0	20.5
080 Technology (Grades 5-12) Subtest 1	8	8	100.0%	8	8	100.0%	--	--	--	260.9	13.6	--	--
081 Technology (Grades 5-12) Subtest 2	8	7	87.5%	8	8	100.0%	1	1	100.0%	264.5	12.0	243.0	--

(Continued)

KEY: N = Number of test takers, N Pass and % Pass = Number and Percent of test takers who passed the test
NOTE: This table should be viewed with the accompanying explanatory notes and interpretive cautions.

**Minnesota Teacher Licensure Examinations (MTLE)
September 1, 2019 - August 31, 2020**

Test:	Attempt Type									Best Scaled Score (All)		Best Scaled Score (Retake)	
	First-Time Test Takers			All Test Takers			Retakers						
	N	N Pass	% Pass	N	N Pass	% Pass	N	N Pass	% Pass	Mean	Std Dev	Mean	Std Dev
082 Business (Grades 5-12) Subtest 1	15	13	86.7%	16	14	87.5%	1	1	100.0%	251.9	15.6	247.0	--
083 Business (Grades 5-12) Subtest 2	16	12	75.0%	17	12	70.6%	1	0	0.0%	247.8	19.1	232.0	--
084 Family and Consumer Sciences (Grades 5-12) Subtest 1	18	18	100.0%	18	18	100.0%	--	--	--	263.3	12.7	--	--
085 Family and Consumer Sciences (Grades 5-12) Subtest 2	18	15	83.3%	19	16	84.2%	1	1	100.0%	248.8	10.8	259.0	--
086 Agricultural Education (Grades 5-12) Subtest 1	24	24	100.0%	25	25	100.0%	1	1	100.0%	262.3	11.4	257.0	--
087 Agricultural Education (Grades 5-12) Subtest 2	24	24	100.0%	24	24	100.0%	--	--	--	268.1	9.5	--	--
102 Library Media Specialist (Grades K-12) Subtest 1	25	22	88.0%	26	24	92.3%	3	2	66.7%	258.6	14.8	245.3	22.0
103 Library Media Specialist (Grades K-12) Subtest 2	25	24	96.0%	26	25	96.2%	1	1	100.0%	258.3	12.1	249.0	--
104 Visual Arts (Grades K-12) Subtest 1	82	72	87.8%	89	80	89.9%	10	8	80.0%	260.4	18.1	244.1	9.4
105 Visual Arts (Grades K-12) Subtest 2	80	70	87.5%	84	78	92.9%	9	8	88.9%	258.5	16.5	244.9	7.9
106 Instrumental and Vocal Classroom Music (Grades K-12) Subtest 1	132	128	97.0%	134	133	99.3%	6	6	100.0%	265.3	15.2	256.3	20.0

(Continued)

KEY: N = Number of test takers, N Pass and % Pass = Number and Percent of test takers who passed the test
NOTE: This table should be viewed with the accompanying explanatory notes and interpretive cautions.

**Minnesota Teacher Licensure Examinations (MTLE)
September 1, 2019 - August 31, 2020**

Test:	Attempt Type									Best Scaled Score (All)		Best Scaled Score (Retake)	
	First-Time Test Takers			All Test Takers			Retakers						
	N	N Pass	% Pass	N	N Pass	% Pass	N	N Pass	% Pass	Mean	Std Dev	Mean	Std Dev
108 Theatre (Grades K-12) Subtest 1	11	11	100.0 %	11	11	100.0 %	--	--	--	264.0	7.3	--	--
109 Theatre (Grades K-12) Subtest 2	11	11	100.0 %	11	11	100.0 %	--	--	--	274.4	7.8	--	--
110 Dance (Grades K-12) Subtest 1	7	7	100.0 %	7	7	100.0 %	--	--	--	268.7	14.1	--	--
111 Dance (Grades K-12) Subtest 2	7	7	100.0 %	7	7	100.0 %	--	--	--	266.7	11.0	--	--
112 Physical Education (Grades K-12) Subtest 1	123	116	94.3%	124	118	95.2%	4	2	50.0%	263.5	16.2	226.0	23.4
113 Physical Education (Grades K-12) Subtest 2	119	115	96.6%	121	116	95.9%	3	1	33.3%	263.5	14.4	231.0	11.5
130 Computer, Keyboarding, and Related Technology (Grades K-12) Subtest 1	13	13	100.0 %	13	13	100.0 %	--	--	--	273.5	14.2	--	--
131 Computer, Keyboarding, and Related Technology (Grades K-12) Subtest 2	13	13	100.0 %	13	13	100.0 %	--	--	--	271.6	8.9	--	--
158 World Language and Culture: Chinese (Mandarin) (Grades K-12) Subtest 1	6	6	100.0 %	7	7	100.0 %	1	1	100.0 %	287.9	10.9	270.0	--
159 World Language and Culture: Chinese (Mandarin) (Grades K-12) Subtest 2	5	5	100.0 %	5	5	100.0 %	--	--	--	300.0	0.0	--	--

(Continued)

KEY: N = Number of test takers, N Pass and % Pass = Number and Percent of test takers who passed the test
NOTE: This table should be viewed with the accompanying explanatory notes and interpretive cautions.

**Minnesota Teacher Licensure Examinations (MTLE)
September 1, 2019 - August 31, 2020**

Test:	Attempt Type									Best Scaled Score (All)		Best Scaled Score (Retake)	
	First-Time Test Takers			All Test Takers			Retakers						
	N	N Pass	% Pass	N	N Pass	% Pass	N	N Pass	% Pass	Mean	Std Dev	Mean	Std Dev
160 World Language and Culture: French (Grades K-12) Subtest 1	4	3	75.0%	4	3	75.0%	--	--	--	263.5	25.9	--	--
161 World Language and Culture: French (Grades K-12) Subtest 2	5	3	60.0%	5	3	60.0%	--	--	--	266.4	46.8	--	--
162 World Language and Culture: German (Grades K-12) Subtest 1	5	4	80.0%	5	5	100.0%	1	1	100.0%	263.0	17.4	249.0	--
163 World Language and Culture: German (Grades K-12) Subtest 2	3	1	33.3%	3	2	66.7%	1	1	100.0%	248.7	45.5	283.0	--
164 World Language and Culture: Spanish (Grades K-12) Subtest 1	58	45	77.6%	64	48	75.0%	11	3	27.3%	251.9	21.5	236.6	13.7
165 World Language and Culture: Spanish (Grades K-12) Subtest 2	48	39	81.3%	49	45	91.8%	6	6	100.0%	272.3	27.6	267.5	27.5
185 Vocal Classroom Music (Grades K-12) Subtest 2	71	69	97.2%	72	71	98.6%	2	2	100.0%	267.5	13.8	245.0	2.8
188 MN NES Essential Academic Skills I: Reading	1,048	895	85.4%	1,130	957	84.7%	104	62	59.6%	547.2	30.0	521.7	26.5
189 MN NES Essential Academic Skills II: Writing	1,055	737	69.9%	1,312	888	67.7%	288	151	52.4%	527.6	27.8	516.0	20.5
190 MN NES Essential Academic Skills III: Mathematics	1,035	779	75.3%	1,198	890	74.3%	196	111	56.6%	538.5	35.3	517.9	28.4
191 Elementary Education (Grades K-6) Subtest 1	1,370	1,131	82.6%	1,498	1,267	84.6%	235	136	57.9%	258.9	21.0	239.9	15.9

(Continued)

KEY: N = Number of test takers, N Pass and % Pass = Number and Percent of test takers who passed the test

NOTE: This table should be viewed with the accompanying explanatory notes and interpretive cautions.

**Minnesota Teacher Licensure Examinations (MTLE)
September 1, 2019 - August 31, 2020**

	Attempt Type									Best Scaled Score (All)		Best Scaled Score (Retake)	
	First-Time Test Takers			All Test Takers			Retakers						
	N	N Pass	% Pass	N	N Pass	% Pass	N	N Pass	% Pass	Mean	Std Dev	Mean	Std Dev
Test:													
192 Elementary Education (Grades K-6) Subtest 2	1,343	1,171	87.2%	1,435	1,283	89.4%	174	112	64.4%	262.9	21.0	241.1	15.6
193 Elementary Education (Grades K-6) Subtest 3	1,352	1,176	87.0%	1,491	1,317	88.3%	221	141	63.8%	262.5	20.9	239.5	12.7
194 English as a Second Language (Grades K-12) Subtest 1	151	147	97.4%	161	153	95.0%	11	6	54.5%	267.7	16.2	241.9	17.0
195 English as a Second Language (Grades K-12) Subtest 2	155	149	96.1%	159	154	96.9%	7	5	71.4%	273.0	15.2	249.0	19.8
196 Middle Level Communication Arts/Literature (Grades 5-8) Subtest 1	29	27	93.1%	31	30	96.8%	3	3	100.0%	263.0	17.8	251.3	13.3
197 Middle Level Communication Arts/Literature (Grades 5-8) Subtest 2	29	26	89.7%	29	28	96.6%	2	2	100.0%	261.6	19.2	247.5	4.9
198 PrePrimary (Age 3 to Prekindergarten) Subtest 1	41	28	68.3%	44	31	70.5%	7	3	42.9%	246.4	20.3	224.3	23.0
199 PrePrimary (Age 3 to Prekindergarten) Subtest 2	41	29	70.7%	46	32	69.6%	10	3	30.0%	249.6	20.0	236.4	15.6
200 Special Education Core Skills (Birth to Age 21) Subtest 1	742	707	95.3%	758	722	95.3%	26	15	57.7%	265.2	15.9	238.7	11.3
201 Special Education Core Skills (Birth to Age 21) Subtest 2	732	679	92.8%	751	699	93.1%	33	20	60.6%	264.1	16.6	242.4	14.1
202 Communication Arts/Literature (Grades 5-12) Subtest 1	196	168	85.7%	196	178	90.8%	13	10	76.9%	262.0	18.5	244.3	16.1

(Continued)

KEY: N = Number of test takers, N Pass and % Pass = Number and Percent of test takers who passed the test

NOTE: This table should be viewed with the accompanying explanatory notes and interpretive cautions.

**Minnesota Teacher Licensure Examinations (MTLE)
September 1, 2019 - August 31, 2020**

	Attempt Type									Best Scaled Score (All)		Best Scaled Score (Retake)	
	First-Time Test Takers			All Test Takers			Retakers						
	N	N Pass	% Pass	N	N Pass	% Pass	N	N Pass	% Pass	Mean	Std Dev	Mean	Std Dev
Test:													
203 Communication Arts/Literature (Grades 5-12) Subtest 2	201	177	88.1%	201	180	89.6%	12	3	25.0%	263.3	19.7	224.7	20.0
204 Early Childhood Education (Birth to Grade 3) Subtest 1	271	196	72.3%	273	212	77.7%	39	16	41.0%	252.8	24.9	229.7	20.7
205 Early Childhood Education (Birth to Grade 3) Subtest 2	263	221	84.0%	263	231	87.8%	18	10	55.6%	258.0	19.9	234.8	20.4
206 Instrumental Classroom Music (Grades K-12) Subtest 2	69	60	87.0%	70	63	90.0%	7	3	42.9%	259.3	19.9	230.9	16.8
207 Mathematics (Grades 5-12) Subtest 1	157	111	70.7%	157	118	75.2%	18	8	44.4%	254.1	27.5	239.1	22.7
208 Mathematics (Grades 5-12) Subtest 2	154	109	70.8%	154	118	76.6%	16	10	62.5%	253.2	27.9	235.3	28.1
209 Pedagogy: Secondary (Grades 5-12) Subtest 1	1,126	1,024	90.9%	1,128	1,050	93.1%	41	27	65.9%	266.2	17.9	244.0	14.3
210 Pedagogy: Secondary (Grades 5-12) Subtest 2	1,112	1,028	92.4%	1,112	1,057	95.1%	34	29	85.3%	266.4	16.4	248.4	12.8
211 Reading Teacher (Grades K-12) Subtest 1	142	108	76.1%	142	118	83.1%	16	10	62.5%	254.9	24.7	236.3	22.8
212 Reading Teacher (Grades K-12) Subtest 2	143	110	76.9%	143	119	83.2%	15	9	60.0%	258.1	27.3	232.8	21.7

KEY: N = Number of test takers, N Pass and % Pass = Number and Percent of test takers who passed the test

NOTE: This table should be viewed with the accompanying explanatory notes and interpretive cautions.

Appendix B:
Test Form Statistics Report

**Minnesota Teacher Licensure Examinations (MTLE)
September 1, 2019 - August 31, 2020**

TEST FORM STATISTICS REPORT

Test Field and Form		Number of Tests Taken	Total Test Scaled Score Indices					Multiple-Choice Section					Constructed-Response Section		Pearson Corr. of MC & OR Section Scores
			Mean	SEM	Decision Consistency	Stratified Alpha		Length	Keats' SEM	Computed SEM	KR20	G Coefficient			
						Fixed	Random					I Fixed	I Random		
010 Pedagogy: Early Childhood (Birth to Grade 3) Subtest 1	A	56	282	--	--	--	--	40	--	--	--	--	--	--	
	B	47	281	--	--	--	--	40	--	--	--	--	--	--	
	C	45	280	--	--	--	--	40	--	--	--	--	--	--	
	D	38	279	--	--	--	--	40	--	--	--	--	--	--	
	E	38	286	--	--	--	--	40	--	--	--	--	--	--	
	F	24	283	--	--	--	--	40	--	--	--	--	--	--	
011 Pedagogy: Early Childhood (Birth to Grade 3) Subtest 2	A	60	280	--	--	--	--	40	--	--	--	--	--	--	
	B	43	282	--	--	--	--	40	--	--	--	--	--	--	
	C	43	276	--	--	--	--	40	--	--	--	--	--	--	
	D	35	281	--	--	--	--	40	--	--	--	--	--	--	
	E	34	278	--	--	--	--	40	--	--	--	--	--	--	
	F	33	276	--	--	--	--	40	--	--	--	--	--	--	

(Continued)

NOTE: The accompanying explanatory notes and interpretive cautions are an integral part of this report.

**Minnesota Teacher Licensure Examinations (MTLE)
September 1, 2019 - August 31, 2020**

TEST FORM STATISTICS REPORT

Test Field and Form	Number of Tests Taken	Total Test Scaled Score Indices										Constructed-Response Section		Pearson Corr. of MC & OR Section Scores
		Mean	SEM	Decision Consistency	Stratified Alpha		Multiple-Choice Section				G Coefficient			
					Fixed	Random	Length	Keats' SEM	Computed SEM	KR20	I Fixed	I Random		
012 Pedagogy: Elementary (Grades K-6) Subtest 1	A	262	262	9.8	0.92	--	--	40	2.9	2.5	0.66	--	--	--
	B	216	262	9.9	0.91	--	--	40	2.9	2.5	0.70	--	--	--
	C	213	265	9.6	0.93	--	--	40	2.9	2.4	0.70	--	--	--
	D	184	264	9.6	0.92	--	--	40	2.9	2.4	0.72	--	--	--
	E	172	266	9.6	0.95	--	--	40	2.9	2.4	0.66	--	--	--
	F	162	265	9.6	0.94	--	--	40	2.9	2.4	0.62	--	--	--
	G	96	267	--	--	--	--	40	--	--	--	--	--	--
	H	89	266	--	--	--	--	40	--	--	--	--	--	--
	J	89	265	--	--	--	--	40	--	--	--	--	--	--
	K	83	263	--	--	--	--	40	--	--	--	--	--	--
	L	83	262	--	--	--	--	40	--	--	--	--	--	--
	M	80	267	--	--	--	--	40	--	--	--	--	--	--
	N	67	262	--	--	--	--	40	--	--	--	--	--	--

(Continued)

NOTE: The accompanying explanatory notes and interpretive cautions are an integral part of this report.

**Minnesota Teacher Licensure Examinations (MTLE)
September 1, 2019 - August 31, 2020**

TEST FORM STATISTICS REPORT

Test Field and Form	Number of Tests Taken	Total Test Scaled Score Indices										Constructed-Response Section		Pearson Corr. of MC & OR Section Scores
		Mean	SEM	Decision Consistency	Stratified Alpha		Multiple-Choice Section				G Coefficient			
					Fixed	Random	Length	Keats' SEM	Computed SEM	KR20	I Fixed	I Random		
013 Pedagogy: Elementary (Grades K-6) Subtest 2	A	253	265	10.7	0.92	--	--	40	2.9	2.3	0.72	--	--	--
	B	223	263	10.7	0.91	--	--	40	2.8	2.3	0.70	--	--	--
	C	208	267	10.4	0.93	--	--	40	2.8	2.3	0.68	--	--	--
	D	188	269	10.3	0.95	--	--	40	2.9	2.2	0.65	--	--	--
	E	177	268	10.0	0.97	--	--	40	2.7	2.2	0.60	--	--	--
	F	175	265	10.8	0.91	--	--	40	2.9	2.3	0.71	--	--	--
	G	132	261	10.9	0.91	--	--	40	2.8	2.4	0.72	--	--	--
	H	129	261	11.0	0.90	--	--	40	2.8	2.4	0.70	--	--	--
	J	98	264	--	--	--	--	40	--	--	--	--	--	--
	K	94	265	--	--	--	--	40	--	--	--	--	--	--
	L	89	264	--	--	--	--	40	--	--	--	--	--	--
	M	67	264	--	--	--	--	40	--	--	--	--	--	--

(Continued)

NOTE: The accompanying explanatory notes and interpretive cautions are an integral part of this report.

**Minnesota Teacher Licensure Examinations (MTLE)
September 1, 2019 - August 31, 2020**

TEST FORM STATISTICS REPORT

Test Field and Form		Number of Tests Taken	Total Test Scaled Score Indices					Multiple-Choice Section					Constructed-Response Section		Pearson Corr. of MC & OR Section Scores
			Mean	SEM	Decision Consistency	Stratified Alpha		Length	Keats' SEM	Computed SEM	KR20	G Coefficient			
						Fixed	Random					I Fixed	I Random		
032 Middle Level Social Studies (Grades 5-8) Subtest 1	A	19	260	--	--	--	--	40	--	--	--	--	--	--	--
	B	17	258	--	--	--	--	40	--	--	--	--	--	--	--
033 Middle Level Social Studies (Grades 5-8) Subtest 2	A	22	264	--	--	--	--	40	--	--	--	--	--	--	--
	B	15	263	--	--	--	--	40	--	--	--	--	--	--	--
034 Middle Level Mathematics (Grades 5-8) Subtest 1	A	41	238	--	--	--	--	40	--	--	--	--	--	--	--
	B	38	243	--	--	--	--	40	--	--	--	--	--	--	--
035 Middle Level Mathematics (Grades 5-8) Subtest 2	A	15	243	--	--	--	--	40	--	--	--	--	--	--	--
	B	15	239	--	--	--	--	40	--	--	--	--	--	--	--
	C	9	--	--	--	--	--	40	--	--	--	--	--	--	--
	D	8	--	--	--	--	--	40	--	--	--	--	--	--	--
	E	6	--	--	--	--	--	40	--	--	--	--	--	--	--
	F	5	--	--	--	--	--	40	--	--	--	--	--	--	--

(Continued)

NOTE: The accompanying explanatory notes and interpretive cautions are an integral part of this report.

**Minnesota Teacher Licensure Examinations (MTLE)
September 1, 2019 - August 31, 2020**

TEST FORM STATISTICS REPORT

Test Field and Form		Number of Tests Taken	Total Test Scaled Score Indices					Multiple-Choice Section				Constructed-Response Section		Pearson Corr. of MC & OR Section Scores
			Mean	SEM	Decision Consistency	Stratified Alpha		Length	Keats' SEM	Computed SEM	KR20	G Coefficient		
						Fixed	Random					I Fixed	I Random	
036 Middle Level Science (Grades 5-8) Subtest 1	A	65	271	--	--	--	--	40	--	--	--	--	--	--
	B	57	273	--	--	--	--	40	--	--	--	--	--	--
037 Middle Level Science (Grades 5-8) Subtest 2	A	72	264	--	--	--	--	40	--	--	--	--	--	--
	B	59	264	--	--	--	--	40	--	--	--	--	--	--
052 Social Studies (Grades 5-12) Subtest 1	A	43	256	--	--	--	--	40	--	--	--	--	--	--
	B	39	256	--	--	--	--	40	--	--	--	--	--	--
	C	39	260	--	--	--	--	40	--	--	--	--	--	--
	D	34	253	--	--	--	--	40	--	--	--	--	--	--
	E	33	256	--	--	--	--	40	--	--	--	--	--	--
	F	33	261	--	--	--	--	40	--	--	--	--	--	--
	G	31	254	--	--	--	--	40	--	--	--	--	--	--
	H	27	252	--	--	--	--	40	--	--	--	--	--	--

(Continued)

NOTE: The accompanying explanatory notes and interpretive cautions are an integral part of this report.

**Minnesota Teacher Licensure Examinations (MTLE)
September 1, 2019 - August 31, 2020**

TEST FORM STATISTICS REPORT

Test Field and Form		Number of Tests Taken	Total Test Scaled Score Indices					Multiple-Choice Section					Constructed-Response Section		Pearson Corr. of MC & OR Section Scores
			Mean	SEM	Decision Consistency	Stratified Alpha		Length	Keats' SEM	Computed SEM	KR20	G Coefficient			
						Fixed	Random					I Fixed	I Random		
053 Social Studies (Grades 5-12) Subtest 2	A	78	245	--	--	--	--	40	--	--	--	--	--	--	
	B	72	244	--	--	--	--	40	--	--	--	--	--	--	
	C	62	244	--	--	--	--	40	--	--	--	--	--	--	
	D	53	244	--	--	--	--	40	--	--	--	--	--	--	
	E	49	245	--	--	--	--	40	--	--	--	--	--	--	
	F	39	247	--	--	--	--	40	--	--	--	--	--	--	
056 Health (Grades 5-12) Subtest 1	A	49	270	--	--	--	--	40	--	--	--	--	--	--	
	B	37	273	--	--	--	--	40	--	--	--	--	--	--	
057 Health (Grades 5-12) Subtest 2	A	46	269	--	--	--	--	40	--	--	--	--	--	--	
	B	40	270	--	--	--	--	40	--	--	--	--	--	--	
058 Chemistry (Grades 9-12) Subtest 1	A	23	270	--	--	--	--	40	--	--	--	--	--	--	
	B	22	274	--	--	--	--	40	--	--	--	--	--	--	

(Continued)

NOTE: The accompanying explanatory notes and interpretive cautions are an integral part of this report.

**Minnesota Teacher Licensure Examinations (MTLE)
September 1, 2019 - August 31, 2020**

TEST FORM STATISTICS REPORT

Test Field and Form		Number of Tests Taken	Total Test Scaled Score Indices					Multiple-Choice Section				Constructed-Response Section		Pearson Corr. of MC & OR Section Scores
			Mean	SEM	Decision Consistency	Stratified Alpha						G Coefficient		
						Fixed	Random	Length	Keats' SEM	Computed SEM	KR20	I Fixed	I Random	
059 Chemistry (Grades 9-12) Subtest 2	A	21	275	--	--	--	--	40	--	--	--	--	--	--
	B	21	273	--	--	--	--	40	--	--	--	--	--	--
060 Earth and Space Science (Grades 9-12) Subtest 1	A	16	242	--	--	--	--	40	--	--	--	--	--	--
	B	12	244	--	--	--	--	40	--	--	--	--	--	--
061 Earth and Space Science (Grades 9-12) Subtest 2	A	14	233	--	--	--	--	40	--	--	--	--	--	--
	B	13	223	--	--	--	--	40	--	--	--	--	--	--
062 Life Science (Grades 9-12) Subtest 1	A	71	260	--	--	--	--	40	--	--	--	--	--	--
	B	58	257	--	--	--	--	40	--	--	--	--	--	--
	C	1	--	--	--	--	--	40	--	--	--	--	--	--

(Continued)

NOTE: The accompanying explanatory notes and interpretive cautions are an integral part of this report.

**Minnesota Teacher Licensure Examinations (MTLE)
September 1, 2019 - August 31, 2020**

TEST FORM STATISTICS REPORT

Test Field and Form		Number of Tests Taken	Total Test Scaled Score Indices					Multiple-Choice Section				Constructed-Response Section		Pearson Corr. of MC & OR Section Scores
			Mean	SEM	Decision Consistency	Stratified Alpha						G Coefficient		
						Fixed	Random	Length	Keats' SEM	Computed SEM	KR20	I Fixed	I Random	
063 Life Science (Grades 9-12) Subtest 2	A	76	256	--	--	--	--	40	--	--	--	--	--	--
	B	43	248	--	--	--	--	40	--	--	--	--	--	--
	C	27	250	--	--	--	--	40	--	--	--	--	--	--
	D	1	--	--	--	--	--	40	--	--	--	--	--	--
064 Physics (Grades 9-12) Subtest 1	A	14	255	--	--	--	--	40	--	--	--	--	--	--
	B	11	256	--	--	--	--	40	--	--	--	--	--	--
065 Physics (Grades 9-12) Subtest 2	A	17	233	--	--	--	--	40	--	--	--	--	--	--
	B	14	240	--	--	--	--	40	--	--	--	--	--	--
080 Technology (Grades 5-12) Subtest 1	A	5	--	--	--	--	--	40	--	--	--	--	--	--
	B	3	--	--	--	--	--	40	--	--	--	--	--	--
081 Technology (Grades 5-12) Subtest 2	A	6	--	--	--	--	--	40	--	--	--	--	--	--
	B	3	--	--	--	--	--	40	--	--	--	--	--	--

(Continued)

NOTE: The accompanying explanatory notes and interpretive cautions are an integral part of this report.

**Minnesota Teacher Licensure Examinations (MTLE)
September 1, 2019 - August 31, 2020**

TEST FORM STATISTICS REPORT

Test Field and Form		Number of Tests Taken	Total Test Scaled Score Indices					Multiple-Choice Section				Constructed-Response Section		Pearson Corr. of MC & OR Section Scores
			Mean	SEM	Decision Consistency	Stratified Alpha						G Coefficient		
						Fixed	Random	Length	Keats' SEM	Computed SEM	KR20	I Fixed	I Random	
082 Business (Grades 5-12) Subtest 1	A	9	--	--	--	--	--	40	--	--	--	--	--	--
	B	7	--	--	--	--	--	40	--	--	--	--	--	--
083 Business (Grades 5-12) Subtest 2	A	12	247	--	--	--	--	40	--	--	--	--	--	--
	B	5	--	--	--	--	--	40	--	--	--	--	--	--
084 Family and Consumer Sciences (Grades 5-12) Subtest 1	A	13	264	--	--	--	--	40	--	--	--	--	--	--
	B	5	--	--	--	--	--	40	--	--	--	--	--	--
085 Family and Consumer Sciences (Grades 5-12) Subtest 2	A	10	247	--	--	--	--	40	--	--	--	--	--	--
	B	9	--	--	--	--	--	40	--	--	--	--	--	--
086 Agricultural Education (Grades 5-12) Subtest 1	A	14	264	--	--	--	--	40	--	--	--	--	--	--
	B	11	261	--	--	--	--	40	--	--	--	--	--	--

(Continued)

NOTE: The accompanying explanatory notes and interpretive cautions are an integral part of this report.

**Minnesota Teacher Licensure Examinations (MTLE)
September 1, 2019 - August 31, 2020**

TEST FORM STATISTICS REPORT

Test Field and Form		Number of Tests Taken	Total Test Scaled Score Indices					Multiple-Choice Section					Constructed-Response Section		Pearson Corr. of MC & OR Section Scores
			Mean	SEM	Decision Consistency	Stratified Alpha		Length	Keats' SEM	Computed SEM	KR20	G Coefficient			
						Fixed	Random					I Fixed	I Random		
087 Agricultural Education (Grades 5-12) Subtest 2	A	15	267	--	--	--	--	40	--	--	--	--	--	--	
	B	9	--	--	--	--	--	40	--	--	--	--	--	--	
102 Library Media Specialist (Grades K-12) Subtest 1	A	17	259	--	--	--	--	40	--	--	--	--	--	--	
	B	11	253	--	--	--	--	40	--	--	--	--	--	--	
103 Library Media Specialist (Grades K-12) Subtest 2	A	13	258	--	--	--	--	40	--	--	--	--	--	--	
	B	10	262	--	--	--	--	40	--	--	--	--	--	--	
	C	3	--	--	--	--	--	40	--	--	--	--	--	--	
104 Visual Arts (Grades K-12) Subtest 1	A	50	260	--	--	--	--	40	--	--	--	--	--	--	
	B	44	256	--	--	--	--	40	--	--	--	--	--	--	
	C	1	--	--	--	--	--	40	--	--	--	--	--	--	

(Continued)

NOTE: The accompanying explanatory notes and interpretive cautions are an integral part of this report.

**Minnesota Teacher Licensure Examinations (MTLE)
September 1, 2019 - August 31, 2020**

TEST FORM STATISTICS REPORT

Test Field and Form		Number of Tests Taken	Total Test Scaled Score Indices					Multiple-Choice Section				Constructed-Response Section		Pearson Corr. of MC & OR Section Scores
			Mean	SEM	Decision Consistency	Stratified Alpha		Length	Keats' SEM	Computed SEM	KR20	G Coefficient		
						Fixed	Random					I Fixed	I Random	
105 Visual Arts (Grades K-12) Subtest 2	A	51	256	--	--	--	--	40	--	--	--	--	--	--
	B	44	251	--	--	--	--	40	--	--	--	--	--	--
	C	1	--	--	--	--	--	40	--	--	--	--	--	--
106 Instrumental and Vocal Classroom Music (Grades K-12) Subtest 1	A	75	265	--	--	--	--	40	--	--	--	--	--	--
	B	63	264	--	--	--	--	40	--	--	--	--	--	--
108 Theatre (Grades K-12) Subtest 1	A	10	264	--	--	--	--	40	--	--	--	--	--	--
	B	1	--	--	--	--	--	40	--	--	--	--	--	--
109 Theatre (Grades K-12) Subtest 2	A	11	274	--	--	--	--	40	--	--	--	--	--	--
110 Dance (Grades K-12) Subtest 1	A	7	--	--	--	--	--	40	--	--	--	--	--	--
111 Dance (Grades K-12) Subtest 2	A	7	--	--	--	--	--	40	--	--	--	--	--	--
112 Physical Education (Grades K-12) Subtest 1	A	65	263	--	--	--	--	40	--	--	--	--	--	--
	B	62	262	--	--	--	--	40	--	--	--	--	--	--

(Continued)

NOTE: The accompanying explanatory notes and interpretive cautions are an integral part of this report.

**Minnesota Teacher Licensure Examinations (MTLE)
September 1, 2019 - August 31, 2020**

TEST FORM STATISTICS REPORT

Test Field and Form		Number of Tests Taken	Total Test Scaled Score Indices					Multiple-Choice Section					Constructed-Response Section		Pearson Corr. of MC & OR Section Scores
			Mean	SEM	Decision Consistency	Stratified Alpha		Length	Keats' SEM	Computed SEM	KR20	G Coefficient			
						Fixed	Random					I Fixed	I Random		
113 Physical Education (Grades K-12) Subtest 2	A	68	262	--	--	--	--	40	--	--	--	--	--	--	
	B	54	264	--	--	--	--	40	--	--	--	--	--	--	
130 Computer, Keyboarding, and Related Technology (Grades K-12) Subtest 1	A	7	--	--	--	--	--	40	--	--	--	--	--	--	
	B	6	--	--	--	--	--	40	--	--	--	--	--	--	
131 Computer, Keyboarding, and Related Technology (Grades K-12) Subtest 2	A	9	--	--	--	--	--	40	--	--	--	--	--	--	
	B	4	--	--	--	--	--	40	--	--	--	--	--	--	
158 World Language and Culture: Chinese (Mandarin) (Grades K-12) Subtest 1	A	4	--	--	--	--	--	--	--	--	--	--	--	--	
	B	3	--	--	--	--	--	--	--	--	--	--	--	--	

(Continued)

NOTE: The accompanying explanatory notes and interpretive cautions are an integral part of this report.

**Minnesota Teacher Licensure Examinations (MTLE)
September 1, 2019 - August 31, 2020**

TEST FORM STATISTICS REPORT

Test Field and Form		Number of Tests Taken	Total Test Scaled Score Indices					Multiple-Choice Section					Constructed-Response Section		Pearson Corr. of MC & OR Section Scores
			Mean	SEM	Decision Consistency	Stratified Alpha		Length	Keats' SEM	Computed SEM	KR20	G Coefficient			
						Fixed	Random					I Fixed	I Random		
159 World Language and Culture: Chinese (Mandarin) (Grades K-12) Subtest 2	A	4	--	--	--	--	--	--	--	--	--	--	--	--	--
	B	1	--	--	--	--	--	--	--	--	--	--	--	--	--
160 World Language and Culture: French (Grades K-12) Subtest 1	A	4	--	--	--	--	--	80	--	--	--	--	--	--	--
161 World Language and Culture: French (Grades K-12) Subtest 2	A	4	--	--	--	--	--	--	--	--	--	--	--	--	--
	B	1	--	--	--	--	--	--	--	--	--	--	--	--	--
162 World Language and Culture: German (Grades K-12) Subtest 1	A	6	--	--	--	--	--	80	--	--	--	--	--	--	--
163 World Language and Culture: German (Grades K-12) Subtest 2	A	3	--	--	--	--	--	--	--	--	--	--	--	--	--
	B	1	--	--	--	--	--	--	--	--	--	--	--	--	--

(Continued)

NOTE: The accompanying explanatory notes and interpretive cautions are an integral part of this report.

**Minnesota Teacher Licensure Examinations (MTLE)
September 1, 2019 - August 31, 2020**

TEST FORM STATISTICS REPORT

Test Field and Form		Number of Tests Taken	Total Test Scaled Score Indices					Multiple-Choice Section					Constructed-Response Section		Pearson Corr. of MC & OR Section Scores
			Mean	SEM	Decision Consistency	Stratified Alpha		Length	Keats' SEM	Computed SEM	KR20	G Coefficient			
						Fixed	Random					I Fixed	I Random		
164 World Language and Culture: Spanish (Grades K-12) Subtest 1	A	27	248	--	--	--	--	80	--	--	--	--	--	--	
	B	16	248	--	--	--	--	80	--	--	--	--	--	--	
	C	14	254	--	--	--	--	80	--	--	--	--	--	--	
	D	9	--	--	--	--	--	80	--	--	--	--	--	--	
	E	4	--	--	--	--	--	80	--	--	--	--	--	--	
	F	2	--	--	--	--	--	80	--	--	--	--	--	--	
165 World Language and Culture: Spanish (Grades K-12) Subtest 2	A	16	270	--	--	--	--	--	--	--	--	--	--	--	
	B	14	260	--	--	--	--	--	--	--	--	--	--	--	
	C	13	262	--	--	--	--	--	--	--	--	--	--	--	
	D	12	275	--	--	--	--	--	--	--	--	--	--	--	

(Continued)

NOTE: The accompanying explanatory notes and interpretive cautions are an integral part of this report.

**Minnesota Teacher Licensure Examinations (MTLE)
September 1, 2019 - August 31, 2020**

TEST FORM STATISTICS REPORT

Test Field and Form		Number of Tests Taken	Total Test Scaled Score Indices					Multiple-Choice Section					Constructed-Response Section		Pearson Corr. of MC & OR Section Scores
			Mean	SEM	Decision Consistency	Stratified Alpha		Length	Keats' SEM	Computed SEM	KR20	G Coefficient			
						Fixed	Random					I Fixed	I Random		
185 Vocal Classroom Music (Grades K-12) Subtest 2	A	40	266	--	--	--	--	40	--	--	--	--	--	--	
	B	33	269	--	--	--	--	40	--	--	--	--	--	--	
188 MN NES Essential Academic Skills I: Reading	A	364	545	14.3	0.86	--	--	35	2.7	2.3	0.77	--	--	--	
	B	293	549	14.5	0.88	--	--	35	2.6	2.2	0.80	--	--	--	
	C	216	540	14.6	0.84	--	--	35	2.7	2.4	0.80	--	--	--	
	D	207	547	14.0	0.87	--	--	35	2.7	2.3	0.75	--	--	--	
	E	45	545	--	--	--	--	35	--	--	--	--	--	--	
	F	43	551	--	--	--	--	35	--	--	--	--	--	--	
189 MN NES Essential Academic Skills II: Writing	A	347	526	14.5	0.80	0.81	0.81	30	2.5	2.3	0.72	0.94	0.94	0.35	
	B	333	525	15.5	0.79	0.81	0.81	30	2.4	2.2	0.72	0.93	0.93	0.39	
	C	310	526	15.5	0.78	0.79	0.79	30	2.5	2.3	0.70	0.93	0.93	0.31	
	D	301	526	14.5	0.86	0.85	0.85	30	2.4	2.2	0.75	0.96	0.96	0.48	
	E	57	525	--	--	--	--	30	--	--	--	--	--	--	

(Continued)

NOTE: The accompanying explanatory notes and interpretive cautions are an integral part of this report.

**Minnesota Teacher Licensure Examinations (MTLE)
September 1, 2019 - August 31, 2020**

TEST FORM STATISTICS REPORT

Test Field and Form		Number of Tests Taken	Total Test Scaled Score Indices					Multiple-Choice Section					Constructed-Response Section		Pearson Corr. of MC & OR Section Scores
			Mean	SEM	Decision Consistency	Stratified Alpha		Length	Keats' SEM	Computed SEM	KR20	G Coefficient			
						Fixed	Random					I Fixed	I Random		
189 MN NES Essential Academic Skills II: Writing	F	48	526	--	--	--	--	30	--	--	--	--	--	--	
190 MN NES Essential Academic Skills III: Mathematics	A	303	534	13.8	0.83	--	--	36	2.7	2.4	0.86	--	--	--	
	B	282	536	13.8	0.87	--	--	36	2.8	2.4	0.88	--	--	--	
	C	242	539	13.8	0.84	--	--	36	2.8	2.4	0.82	--	--	--	
	D	214	535	14.0	0.85	--	--	36	2.7	2.4	0.84	--	--	--	
	E	58	537	--	--	--	--	36	--	--	--	--	--	--	
	F	57	543	--	--	--	--	36	--	--	--	--	--	--	
	G	47	543	--	--	--	--	36	--	--	--	--	--	--	
	H	35	543	--	--	--	--	36	--	--	--	--	--	--	
	J	11	532	--	--	--	--	36	--	--	--	--	--	--	
	K	7	--	--	--	--	--	36	--	--	--	--	--	--	

(Continued)

NOTE: The accompanying explanatory notes and interpretive cautions are an integral part of this report.

**Minnesota Teacher Licensure Examinations (MTLE)
September 1, 2019 - August 31, 2020**

TEST FORM STATISTICS REPORT

Test Field and Form		Number of Tests Taken	Total Test Scaled Score Indices										Constructed-Response Section		Pearson Corr. of MC & OR Section Scores
			Mean	SEM	Decision Consistency	Stratified Alpha		Multiple-Choice Section				G Coefficient			
						Fixed	Random	Length	Keats' SEM	Computed SEM	KR20	I Fixed	I Random		
191 Elementary Education (Grades K-6) Subtest 1	A	614	255	9.9	0.83	--	--	40	3.0	2.6	0.80	--	--	--	
	B	574	255	9.9	0.84	--	--	40	3.0	2.7	0.82	--	--	--	
	C	261	251	9.5	0.82	--	--	40	3.0	2.7	0.84	--	--	--	
	D	257	256	9.8	0.86	--	--	40	3.0	2.6	0.83	--	--	--	
	E	3	--	--	--	--	--	40	--	--	--	--	--	--	
192 Elementary Education (Grades K-6) Subtest 2	A	536	261	8.5	0.87	--	--	40	3.0	2.6	0.85	--	--	--	
	B	533	260	8.9	0.89	--	--	40	3.0	2.5	0.85	--	--	--	
	C	246	258	9.3	0.85	--	--	40	3.1	2.6	0.85	--	--	--	
	D	245	260	8.8	0.88	--	--	40	3.0	2.6	0.83	--	--	--	
	E	5	--	--	--	--	--	40	--	--	--	--	--	--	

(Continued)

NOTE: The accompanying explanatory notes and interpretive cautions are an integral part of this report.

**Minnesota Teacher Licensure Examinations (MTLE)
September 1, 2019 - August 31, 2020**

TEST FORM STATISTICS REPORT

Test Field and Form		Number of Tests Taken	Total Test Scaled Score Indices										Constructed-Response Section		Pearson Corr. of MC & OR Section Scores
			Mean	SEM	Decision Consistency	Stratified Alpha							Multiple-Choice Section		
						Fixed	Random	Length	Keats' SEM	Computed SEM	KR20	I Fixed	I Random		
193 Elementary Education (Grades K-6) Subtest 3	A	601	259	8.4	0.85	--	--	40	3.1	2.7	0.86	--	--	--	
	B	571	258	8.5	0.86	--	--	40	3.1	2.7	0.86	--	--	--	
	C	261	259	8.4	0.89	--	--	40	3.1	2.7	0.86	--	--	--	
	D	247	257	8.4	0.88	--	--	40	3.1	2.7	0.88	--	--	--	
	E	3	--	--	--	--	--	40	--	--	--	--	--	--	
194 English as a Second Language (Grades K-12) Subtest 1	A	64	265	--	--	--	--	40	--	--	--	--	--	--	
	B	60	264	--	--	--	--	40	--	--	--	--	--	--	
	C	47	267	--	--	--	--	40	--	--	--	--	--	--	

(Continued)

NOTE: The accompanying explanatory notes and interpretive cautions are an integral part of this report.

**Minnesota Teacher Licensure Examinations (MTLE)
September 1, 2019 - August 31, 2020**

TEST FORM STATISTICS REPORT

Test Field and Form		Number of Tests Taken	Total Test Scaled Score Indices					Multiple-Choice Section				Constructed-Response Section		Pearson Corr. of MC & OR Section Scores
			Mean	SEM	Decision Consistency	Stratified Alpha						G Coefficient		
						Fixed	Random	Length	Keats' SEM	Computed SEM	KR20	I Fixed	I Random	
195 English as a Second Language (Grades K-12) Subtest 2	A	74	271	--	--	--	--	40	--	--	--	--	--	--
	B	46	274	--	--	--	--	40	--	--	--	--	--	--
	C	43	271	--	--	--	--	40	--	--	--	--	--	--
196 Middle Level Communication Arts/Literature (Grades 5-8) Subtest 1	A	32	262	--	--	--	--	40	--	--	--	--	--	--
197 Middle Level Communication Arts/Literature (Grades 5-8) Subtest 2	A	31	260	--	--	--	--	40	--	--	--	--	--	--
198 PrePrimary (Age 3 to Prekindergarten) Subtest 1	A	52	242	--	--	--	--	40	--	--	--	--	--	--
199 PrePrimary (Age 3 to Prekindergarten) Subtest 2	A	56	244	--	--	--	--	40	--	--	--	--	--	--

(Continued)

NOTE: The accompanying explanatory notes and interpretive cautions are an integral part of this report.

**Minnesota Teacher Licensure Examinations (MTLE)
September 1, 2019 - August 31, 2020**

TEST FORM STATISTICS REPORT

Test Field and Form		Number of Tests Taken	Total Test Scaled Score Indices					Multiple-Choice Section					Constructed-Response Section		Pearson Corr. of MC & OR Section Scores
			Mean	SEM	Decision Consistency	Stratified Alpha		Length	Keats' SEM	Computed SEM	KR20	G Coefficient			
						Fixed	Random					I Fixed	I Random		
200 Special Education Core Skills (Birth to Age 21) Subtest 1	A	394	265	8.2	0.94	--	--	40	3.0	2.6	0.76	--	--	--	
	B	341	265	8.1	0.95	--	--	40	3.0	2.6	0.74	--	--	--	
	C	20	263	--	--	--	--	40	--	--	--	--	--	--	
	D	17	256	--	--	--	--	40	--	--	--	--	--	--	
201 Special Education Core Skills (Birth to Age 21) Subtest 2	A	368	263	8.6	0.93	--	--	40	3.0	2.6	0.76	--	--	--	
	B	366	264	8.6	0.92	--	--	40	3.0	2.6	0.74	--	--	--	
	C	20	255	--	--	--	--	40	--	--	--	--	--	--	
	D	18	260	--	--	--	--	40	--	--	--	--	--	--	
202 Communication Arts/Literature (Grades 5-12) Subtest 1	A	212	259	9.9	0.91	--	--	40	2.9	2.5	0.77	--	--	--	
203 Communication Arts/Literature (Grades 5-12) Subtest 2	A	216	260	10.2	0.90	--	--	40	2.8	2.4	0.80	--	--	--	
204 Early Childhood Education (Birth to Grade 3) Subtest 1	A	316	248	11.9	0.83	--	--	40	2.8	2.6	0.81	--	--	--	

(Continued)

NOTE: The accompanying explanatory notes and interpretive cautions are an integral part of this report.

**Minnesota Teacher Licensure Examinations (MTLE)
September 1, 2019 - August 31, 2020**

TEST FORM STATISTICS REPORT

Test Field and Form		Number of Tests Taken	Total Test Scaled Score Indices					Multiple-Choice Section					Constructed-Response Section		Pearson Corr. of MC & OR Section Scores
			Mean	SEM	Decision Consistency	Stratified Alpha							G Coefficient		
						Fixed	Random	Length	Keats' SEM	Computed SEM	KR20	I Fixed	I Random		
205 Early Childhood Education (Birth to Grade 3) Subtest 2	A	283	255	11.6	0.86	--	--	40	2.9	2.5	0.71	--	--	--	
206 Instrumental Classroom Music (Grades K-12) Subtest 2	A	77	256	--	--	--	--	40	--	--	--	--	--	--	
207 Mathematics (Grades 5-12) Subtest 1	A	180	250	10.4	0.84	--	--	40	2.9	2.6	0.87	--	--	--	
208 Mathematics (Grades 5-12) Subtest 2	A	172	249	11.3	0.85	--	--	40	3.0	2.6	0.86	--	--	--	
209 Pedagogy: Secondary (Grades 5-12) Subtest 1	A	1,151	265	10.2	0.92	--	--	40	2.9	2.4	0.72	--	--	--	
	B	14	261	--	--	--	--	40	--	--	--	--	--	--	
	C	11	264	--	--	--	--	40	--	--	--	--	--	--	

(Continued)

NOTE: The accompanying explanatory notes and interpretive cautions are an integral part of this report.

**Minnesota Teacher Licensure Examinations (MTLE)
September 1, 2019 - August 31, 2020**

TEST FORM STATISTICS REPORT

Test Field and Form		Number of Tests Taken	Total Test Scaled Score Indices					Multiple-Choice Section					Constructed-Response Section		Pearson Corr. of MC & OR Section Scores
			Mean	SEM	Decision Consistency	Stratified Alpha		Length	Keats' SEM	Computed SEM	KR20	G Coefficient			
						Fixed	Random					I Fixed	I Random		
210 Pedagogy: Secondary (Grades 5-12) Subtest 2	A	1,126	265	10.6	0.93	--	--	40	2.8	2.3	0.64	--	--	--	
	B	16	266	--	--	--	--	40	--	--	--	--	--	--	
	C	9	--	--	--	--	--	40	--	--	--	--	--	--	
211 Reading Teacher (Grades K-12) Subtest 1	A	162	249	14.3	0.84	--	--	40	2.6	2.4	0.75	--	--	--	
212 Reading Teacher (Grades K-12) Subtest 2	A	163	252	13.6	0.85	--	--	40	2.6	2.3	0.80	--	--	--	

NOTE: The accompanying explanatory notes and interpretive cautions are an integral part of this report.

Minnesota Teacher Licensure Examinations (MTLE)
September 1, 2019 - August 31, 2020
OPEN RESPONSE STATISTICS REPORT

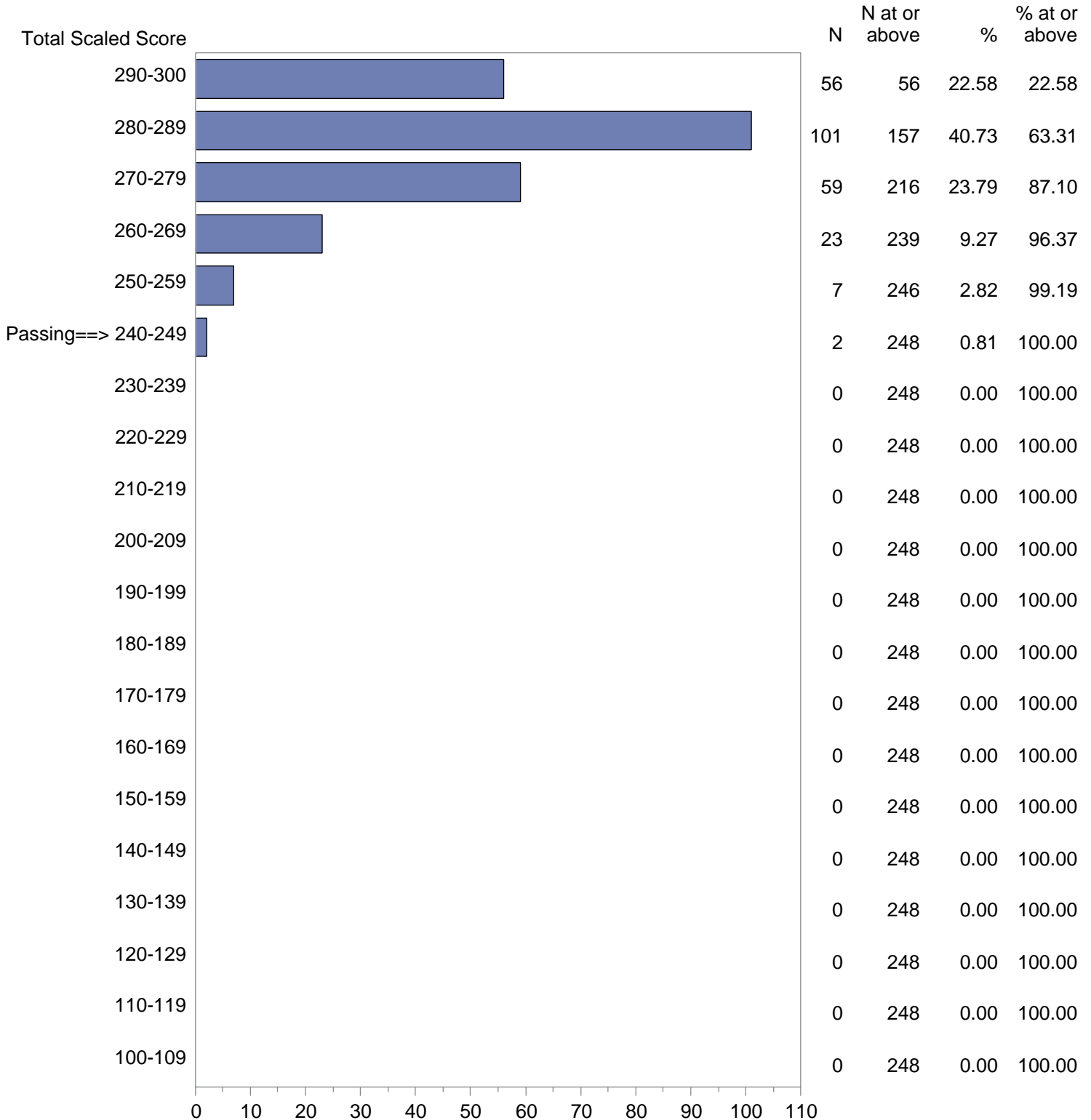
Test and Item(s)		Number of Tests Taken	Number of Scorable Responses	Constructed-Response Items			
				Scorer Agreement (%)			Inter-rater Reliability
				Total	Exact	Adjacent	
189 MN NES Essential Academic Skills II: Writing	1	1,396	1,385	100.0	92.5	7.5	0.94

NOTE: The accompanying explanatory notes and interpretive cautions are an integral part of this report.

Appendix C:
Frequency Distributions of Total Test Scores

Minnesota Teacher Licensure Examinations (MTLE)
 September 1, 2019 - August 31, 2020
 Total Scaled Score Distribution by Test Field (All Forms)

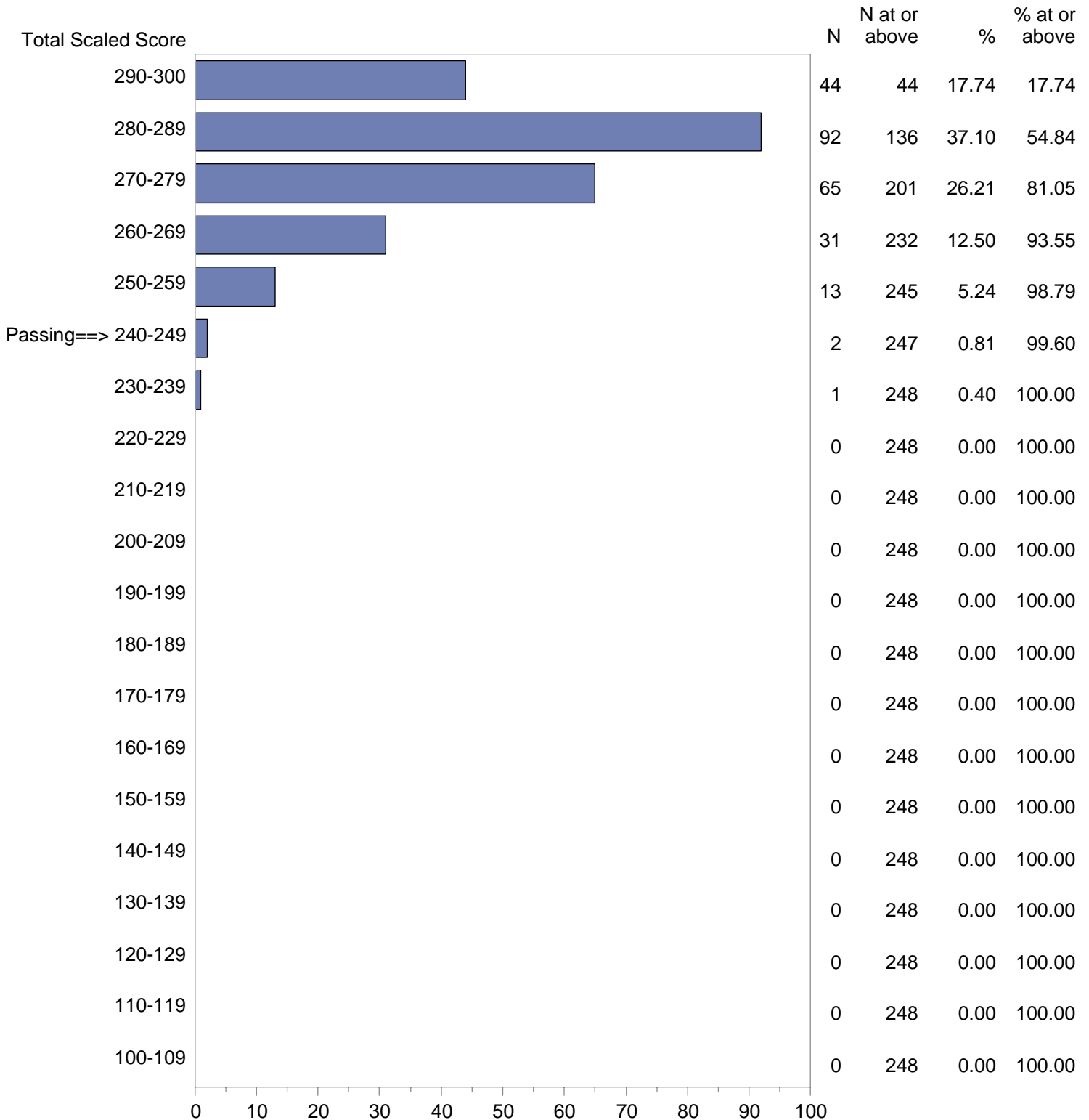
Test Field=010 Pedagogy: Early Childhood (Birth to Grade 3) Subtest 1



NOTE: The accompanying explanatory notes and interpretive cautions are an integral part of this report.

Minnesota Teacher Licensure Examinations (MTLE)
 September 1, 2019 - August 31, 2020
 Total Scaled Score Distribution by Test Field (All Forms)

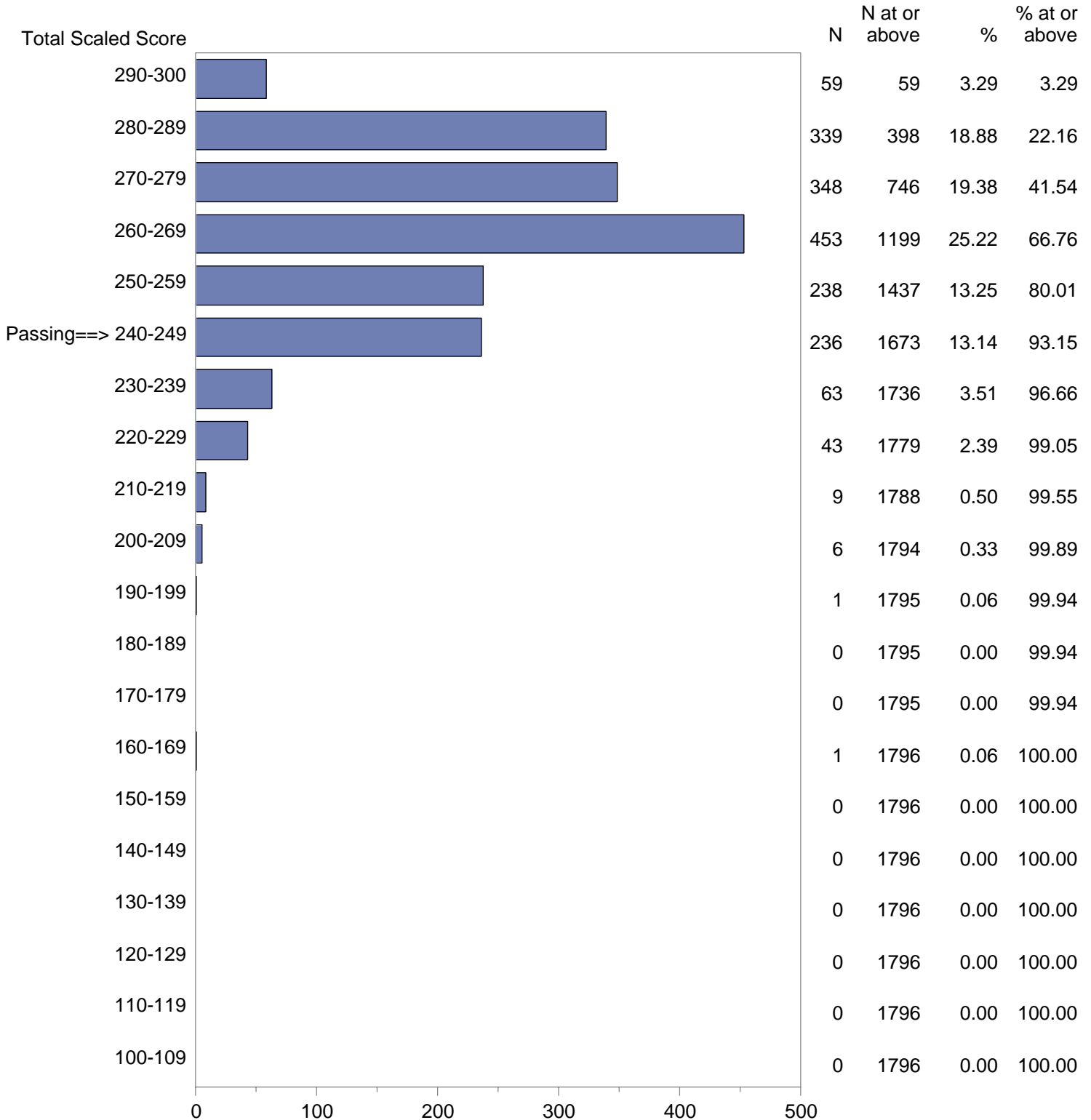
Test Field=011 Pedagogy: Early Childhood (Birth to Grade 3) Subtest 2



NOTE: The accompanying explanatory notes and interpretive cautions are an integral part of this report.

Minnesota Teacher Licensure Examinations (MTLE)
 September 1, 2019 - August 31, 2020
 Total Scaled Score Distribution by Test Field (All Forms)

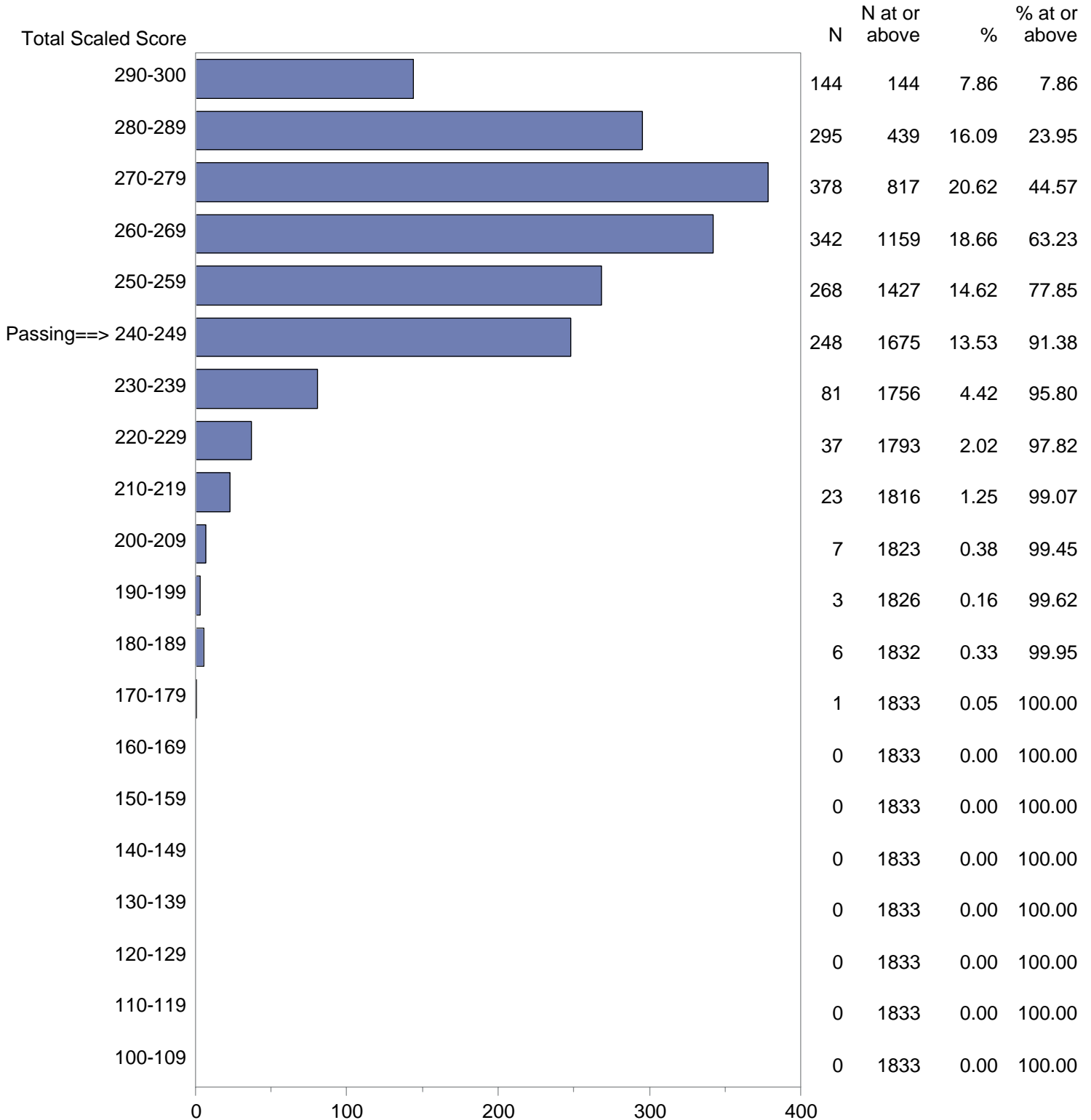
Test Field=012 Pedagogy: Elementary (Grades K-6) Subtest 1



NOTE: The accompanying explanatory notes and interpretive cautions are an integral part of this report.

Minnesota Teacher Licensure Examinations (MTLE)
 September 1, 2019 - August 31, 2020
 Total Scaled Score Distribution by Test Field (All Forms)

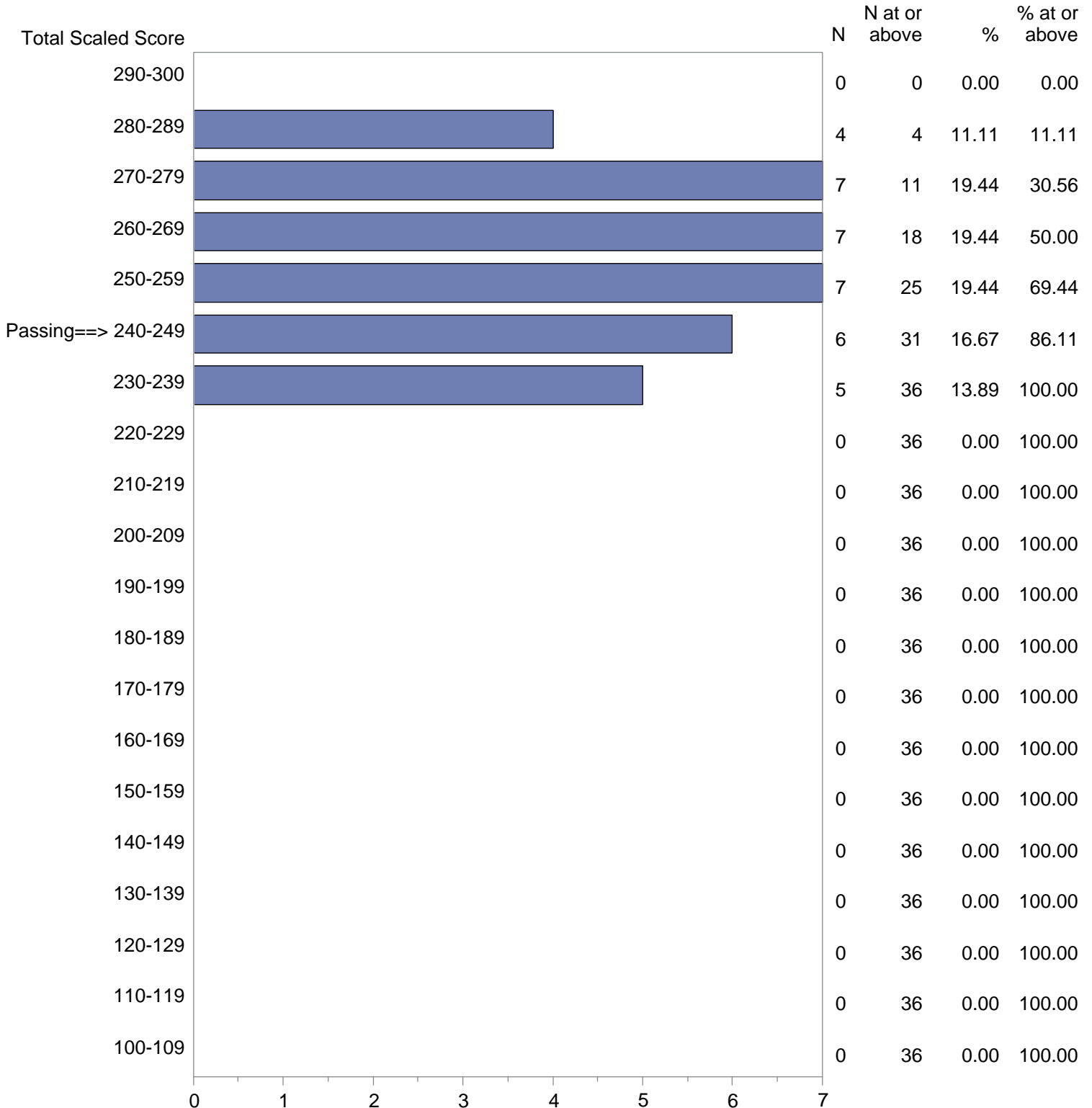
Test Field=013 Pedagogy: Elementary (Grades K-6) Subtest 2



NOTE: The accompanying explanatory notes and interpretive cautions are an integral part of this report.

Minnesota Teacher Licensure Examinations (MTLE)
 September 1, 2019 - August 31, 2020
 Total Scaled Score Distribution by Test Field (All Forms)

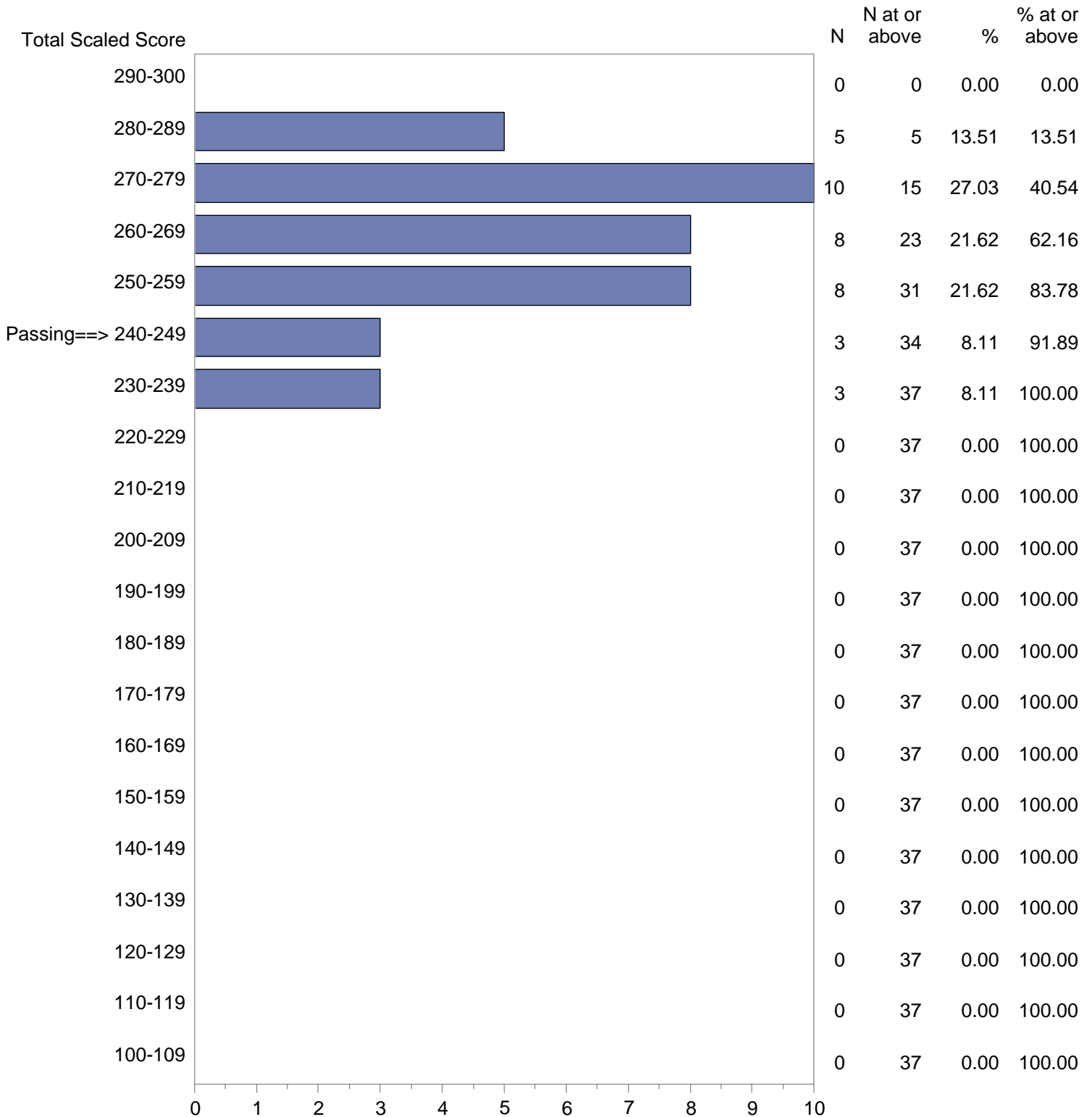
Test Field=032 Middle Level Social Studies (Grades 5-8) Subtest 1



NOTE: The accompanying explanatory notes and interpretive cautions are an integral part of this report.

Minnesota Teacher Licensure Examinations (MTLE)
 September 1, 2019 - August 31, 2020
 Total Scaled Score Distribution by Test Field (All Forms)

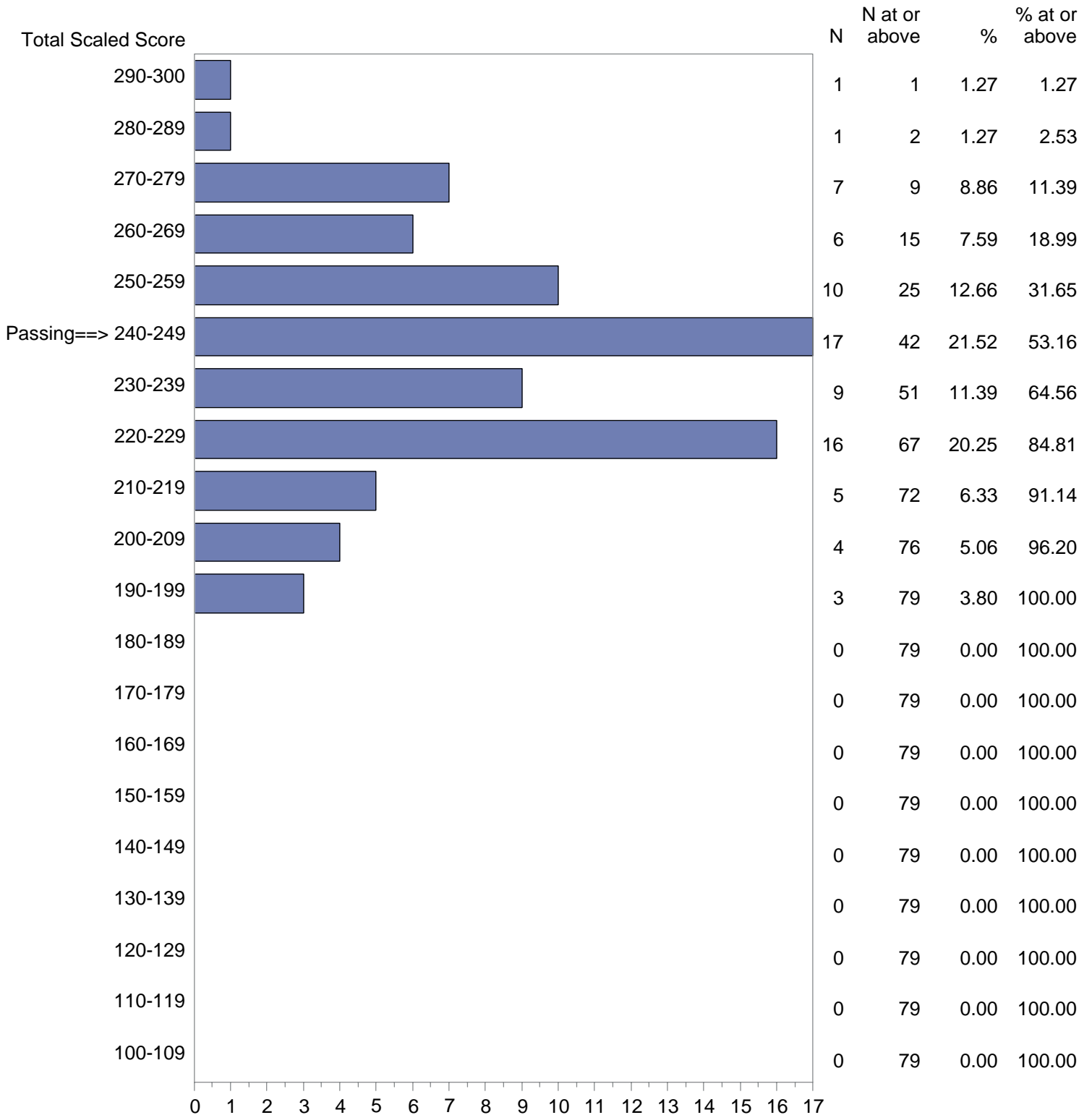
Test Field=033 Middle Level Social Studies (Grades 5-8) Subtest 2



NOTE: The accompanying explanatory notes and interpretive cautions are an integral part of this report.

Minnesota Teacher Licensure Examinations (MTLE)
 September 1, 2019 - August 31, 2020
 Total Scaled Score Distribution by Test Field (All Forms)

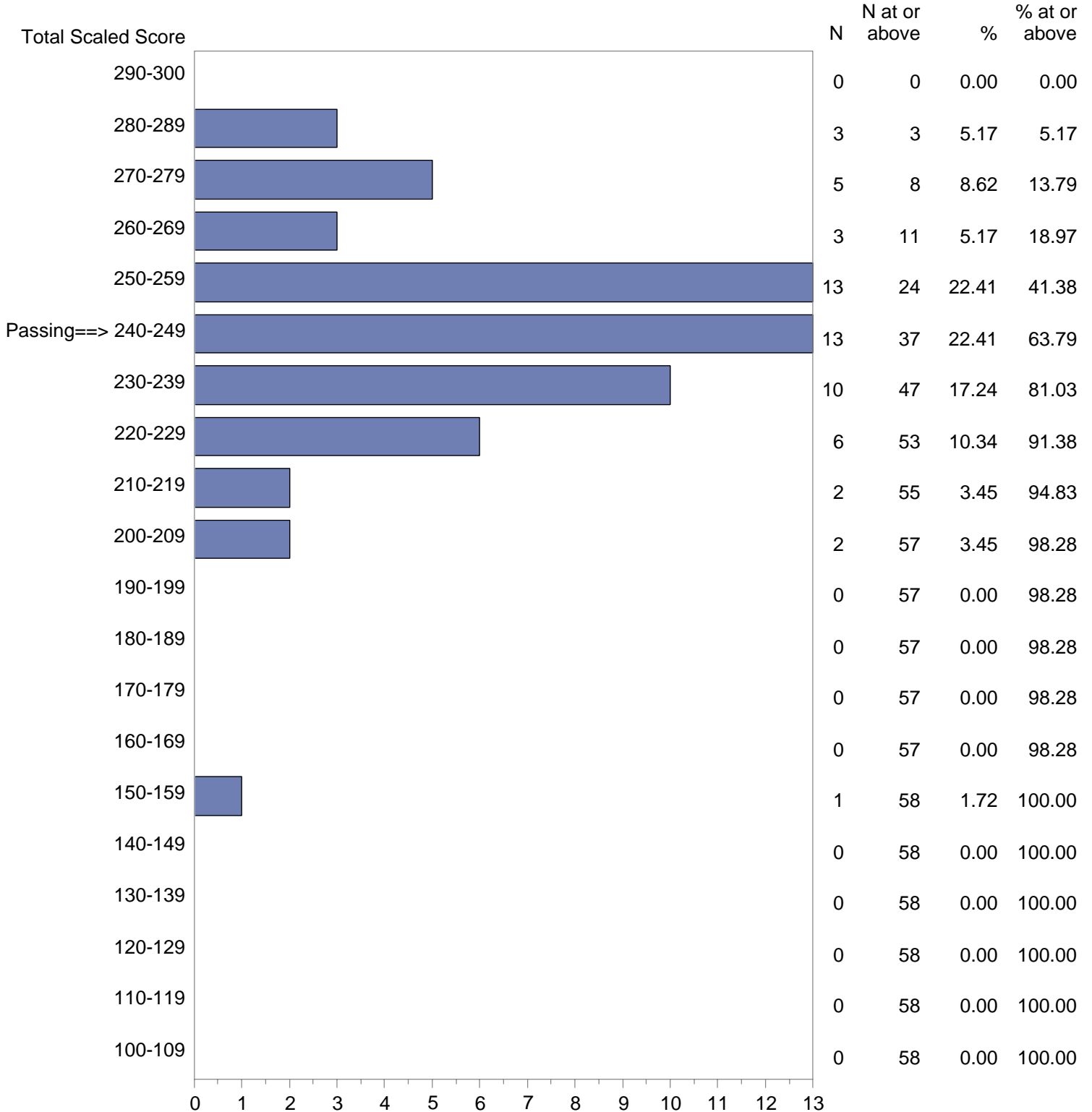
Test Field=034 Middle Level Mathematics (Grades 5-8) Subtest 1



NOTE: The accompanying explanatory notes and interpretive cautions are an integral part of this report.

Minnesota Teacher Licensure Examinations (MTLE)
 September 1, 2019 - August 31, 2020
 Total Scaled Score Distribution by Test Field (All Forms)

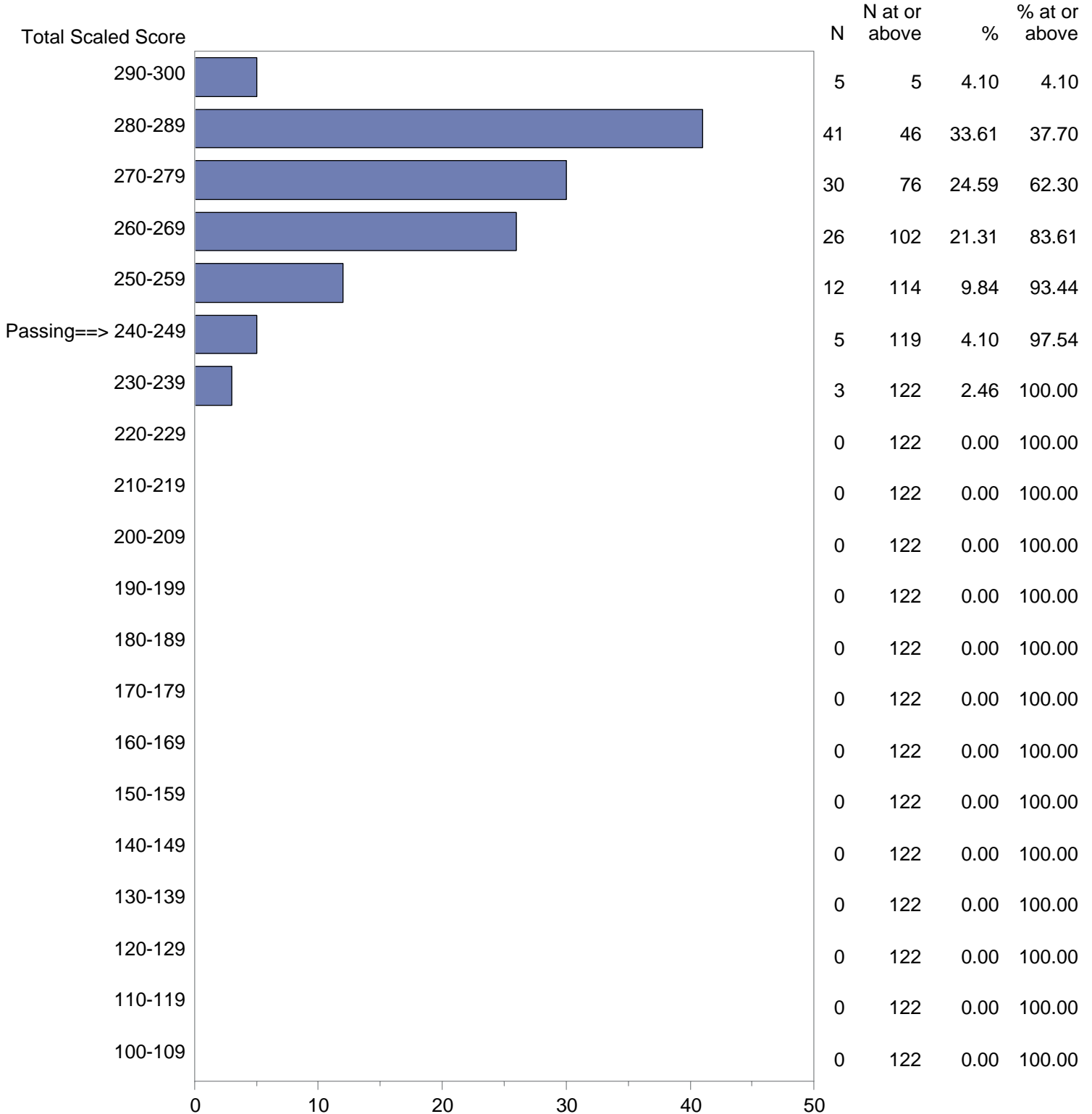
Test Field=035 Middle Level Mathematics (Grades 5-8) Subtest 2



NOTE: The accompanying explanatory notes and interpretive cautions are an integral part of this report.

Minnesota Teacher Licensure Examinations (MTLE)
 September 1, 2019 - August 31, 2020
 Total Scaled Score Distribution by Test Field (All Forms)

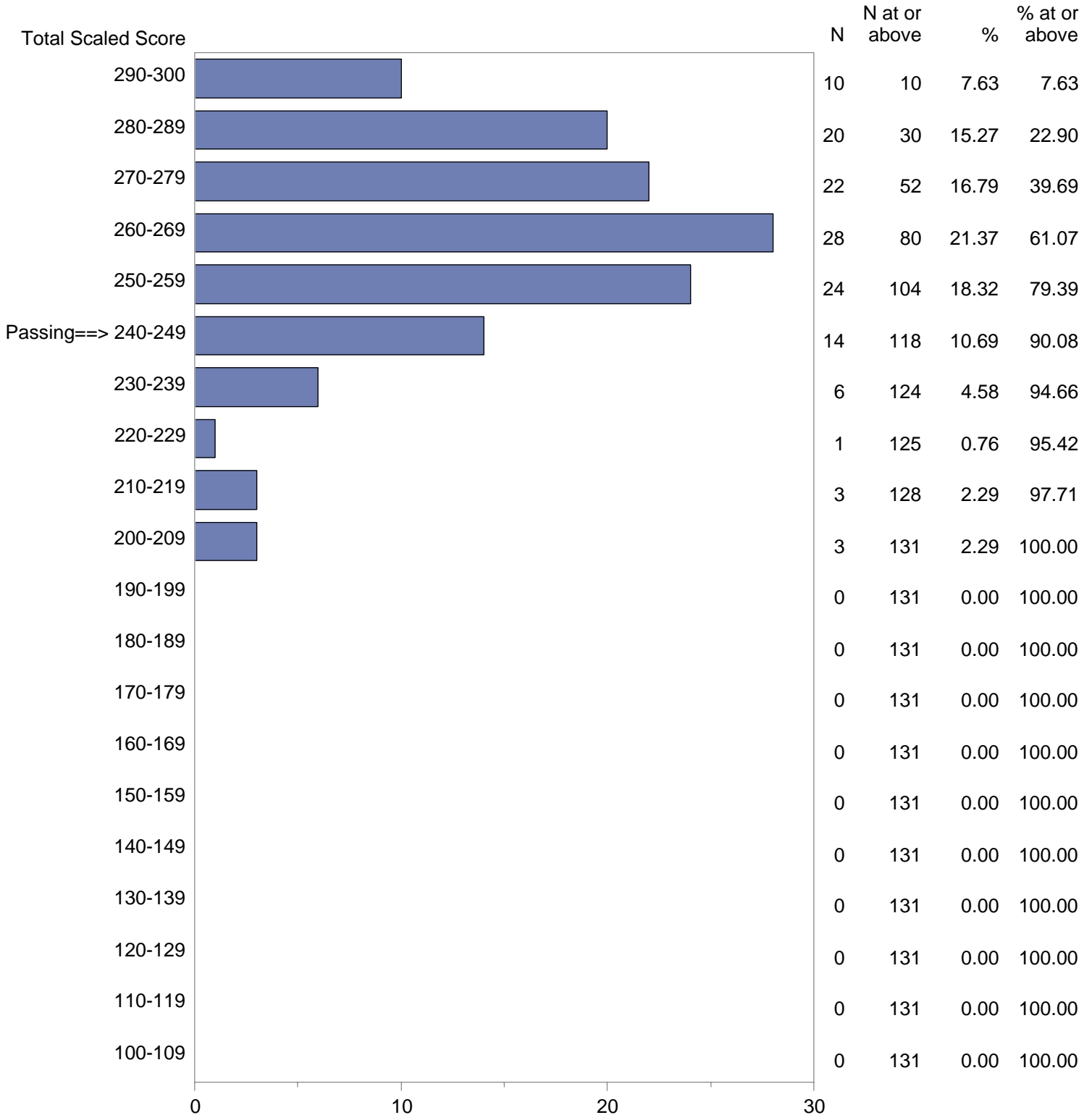
Test Field=036 Middle Level Science (Grades 5-8) Subtest 1



NOTE: The accompanying explanatory notes and interpretive cautions are an integral part of this report.

Minnesota Teacher Licensure Examinations (MTLE)
 September 1, 2019 - August 31, 2020
 Total Scaled Score Distribution by Test Field (All Forms)

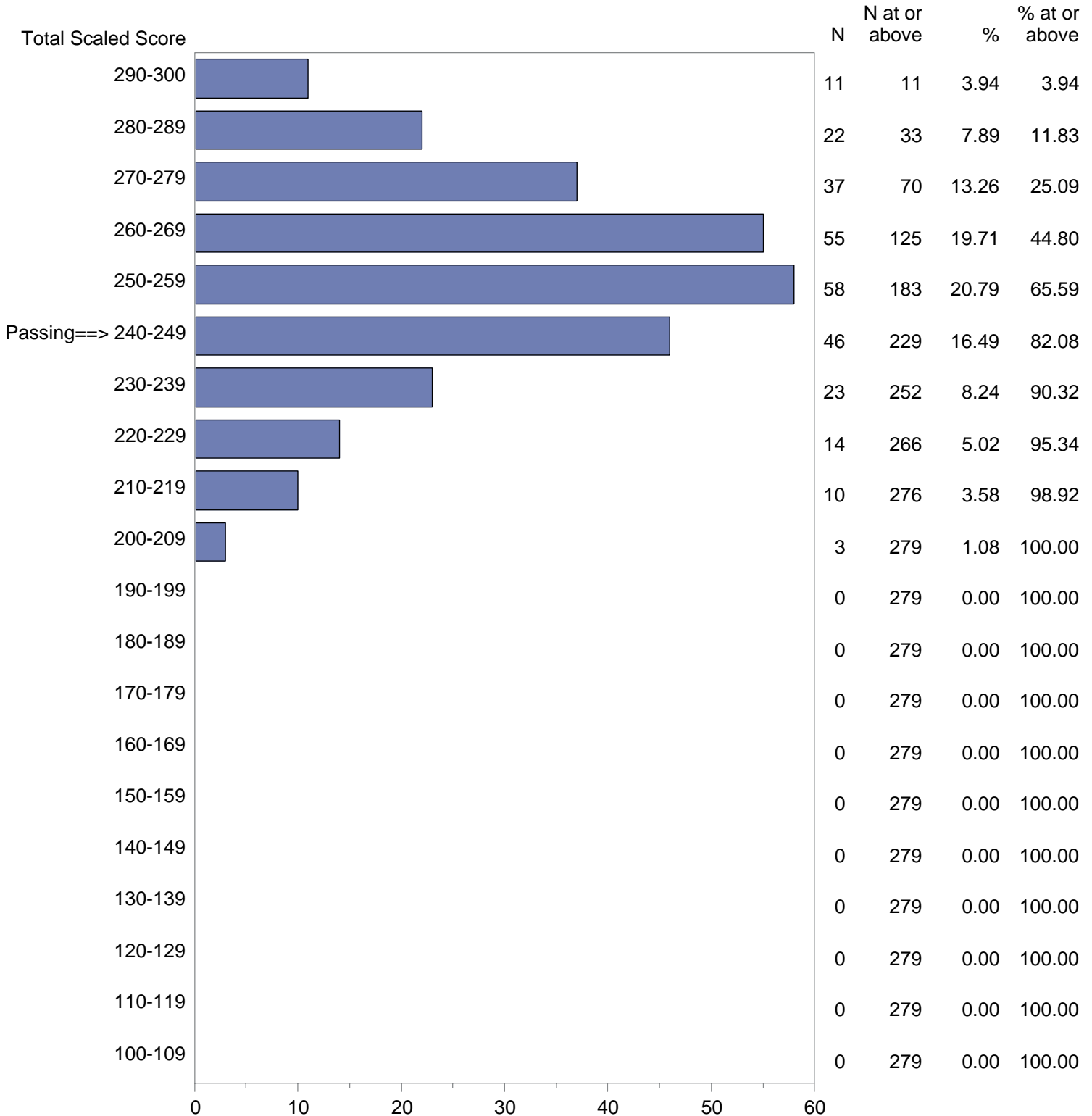
Test Field=037 Middle Level Science (Grades 5-8) Subtest 2



NOTE: The accompanying explanatory notes and interpretive cautions are an integral part of this report.

Minnesota Teacher Licensure Examinations (MTLE)
 September 1, 2019 - August 31, 2020
 Total Scaled Score Distribution by Test Field (All Forms)

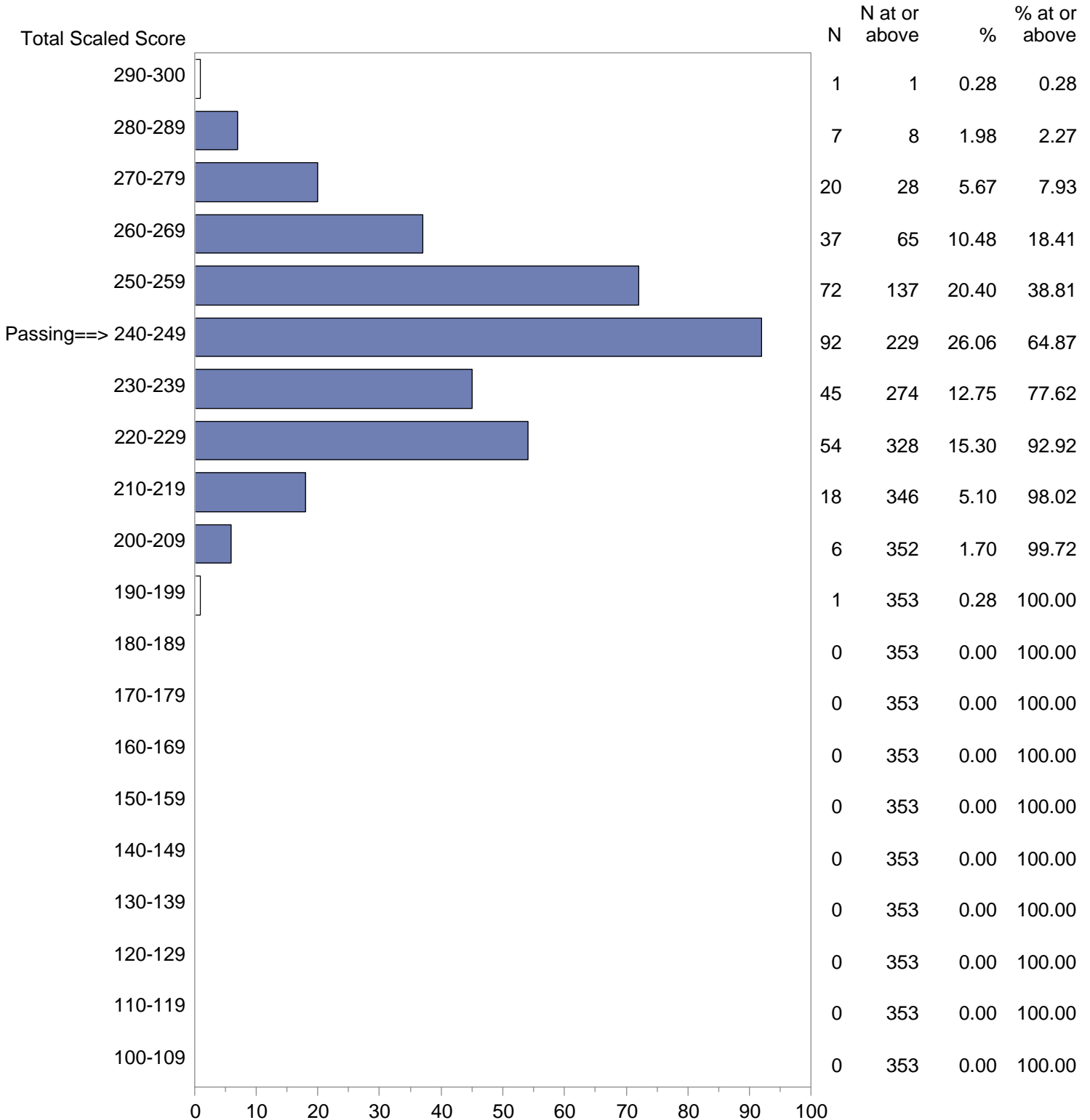
Test Field=052 Social Studies (Grades 5-12) Subtest 1



NOTE: The accompanying explanatory notes and interpretive cautions are an integral part of this report.

Minnesota Teacher Licensure Examinations (MTLE)
 September 1, 2019 - August 31, 2020
 Total Scaled Score Distribution by Test Field (All Forms)

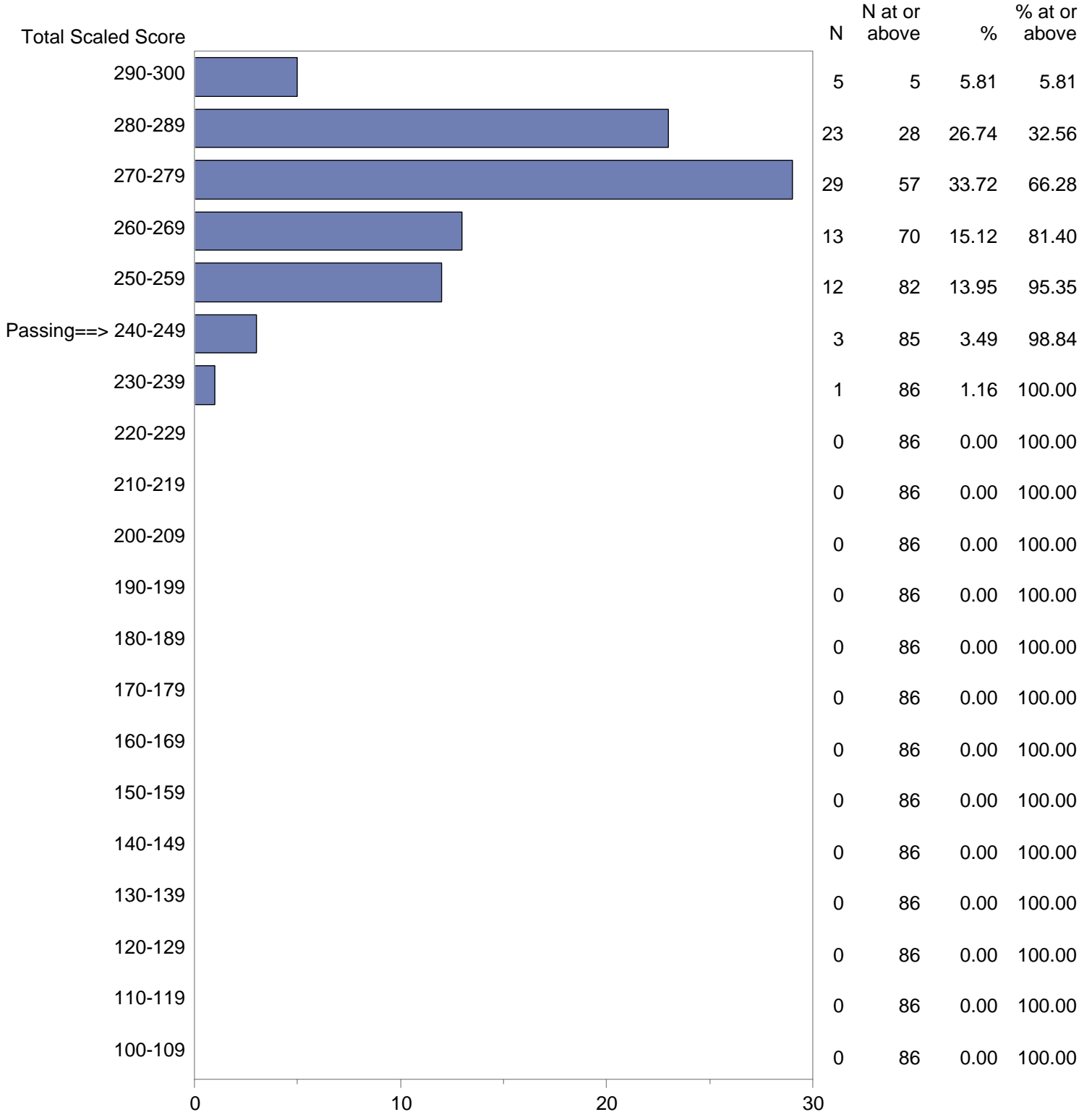
Test Field=053 Social Studies (Grades 5-12) Subtest 2



NOTE: The accompanying explanatory notes and interpretive cautions are an integral part of this report.

Minnesota Teacher Licensure Examinations (MTLE)
 September 1, 2019 - August 31, 2020
 Total Scaled Score Distribution by Test Field (All Forms)

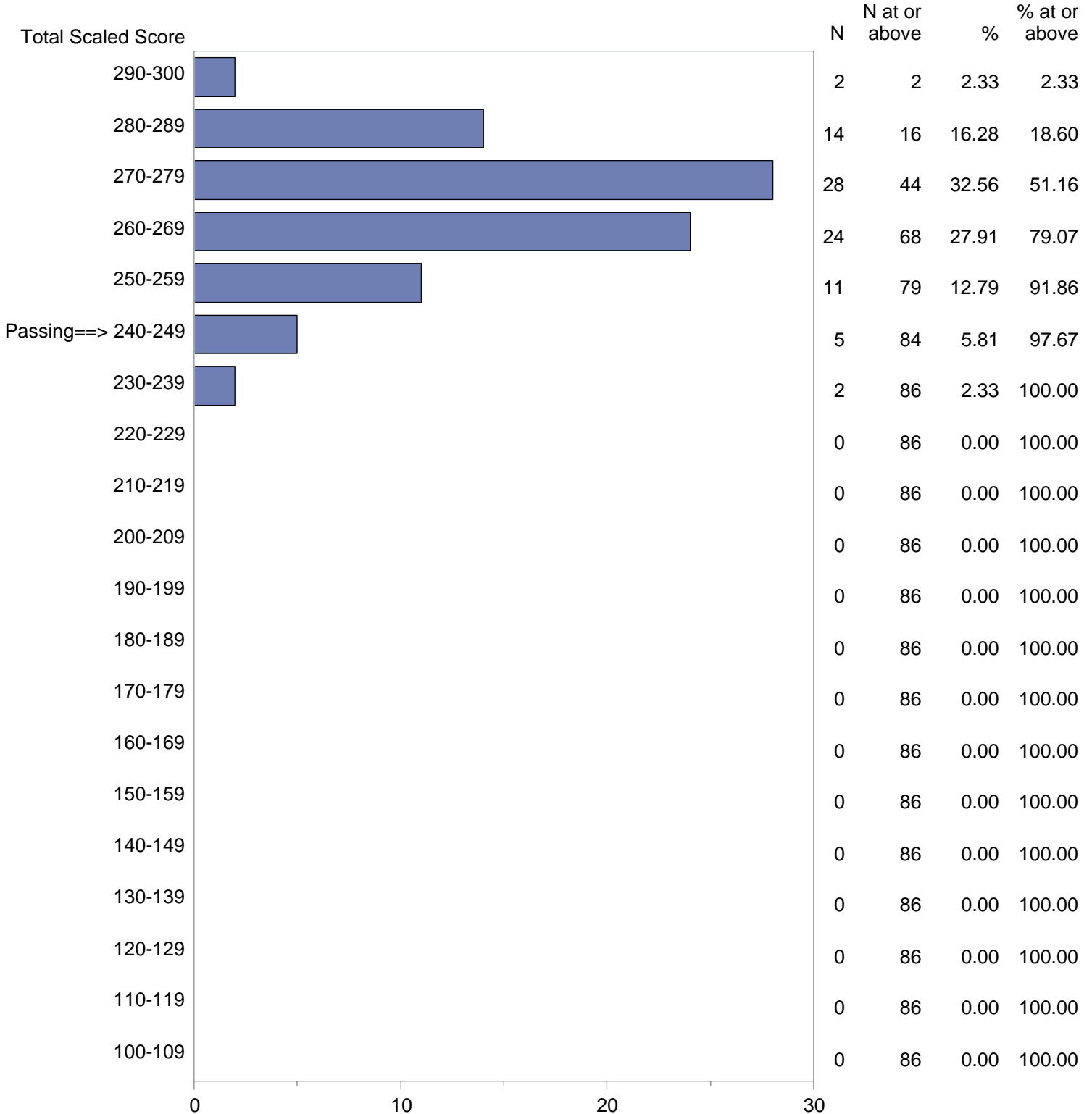
Test Field=056 Health (Grades 5-12) Subtest 1



NOTE: The accompanying explanatory notes and interpretive cautions are an integral part of this report.

Minnesota Teacher Licensure Examinations (MTLE)
 September 1, 2019 - August 31, 2020
 Total Scaled Score Distribution by Test Field (All Forms)

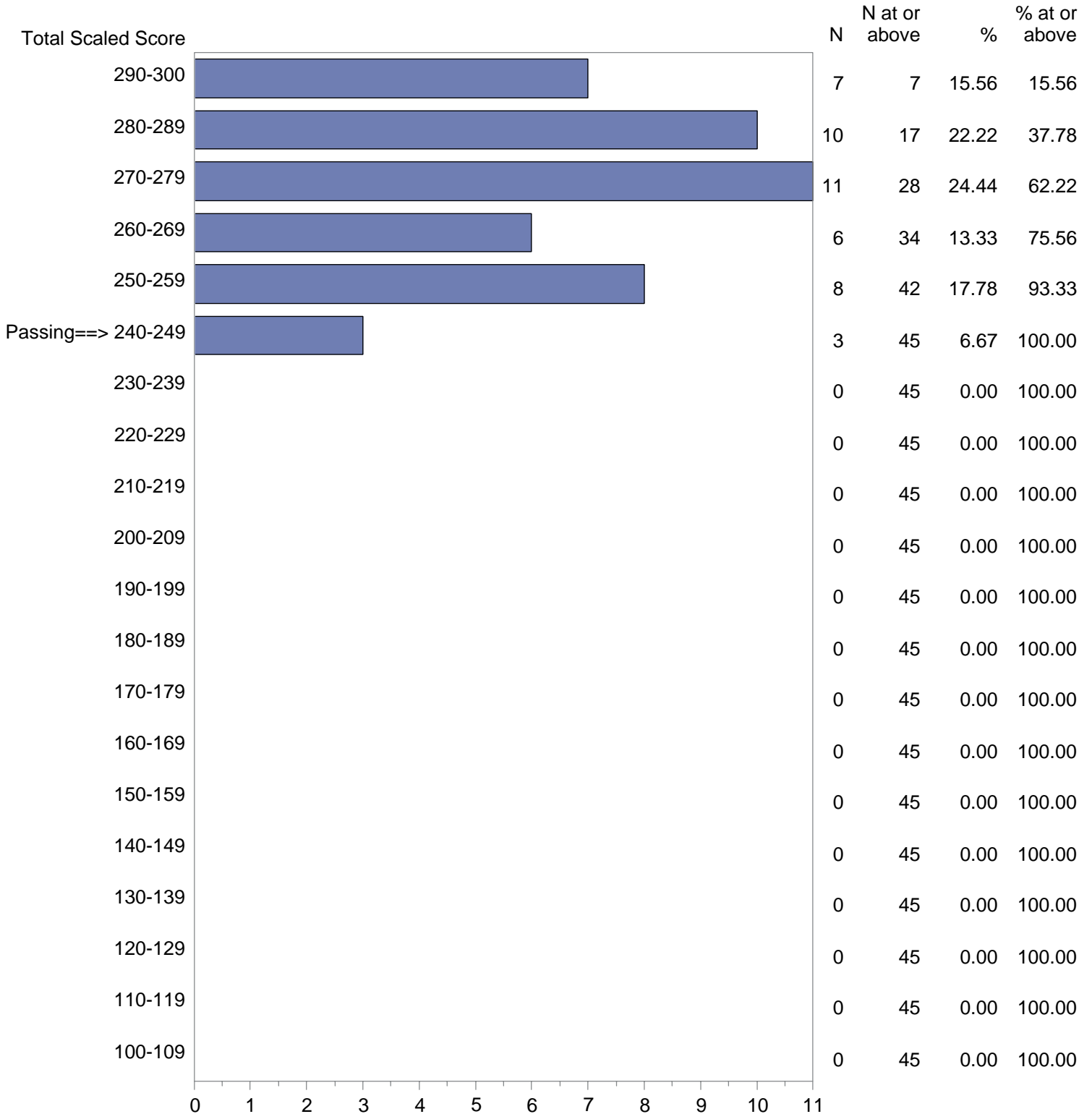
Test Field=057 Health (Grades 5-12) Subtest 2



NOTE: The accompanying explanatory notes and interpretive cautions are an integral part of this report.

Minnesota Teacher Licensure Examinations (MTLE)
September 1, 2019 - August 31, 2020
Total Scaled Score Distribution by Test Field (All Forms)

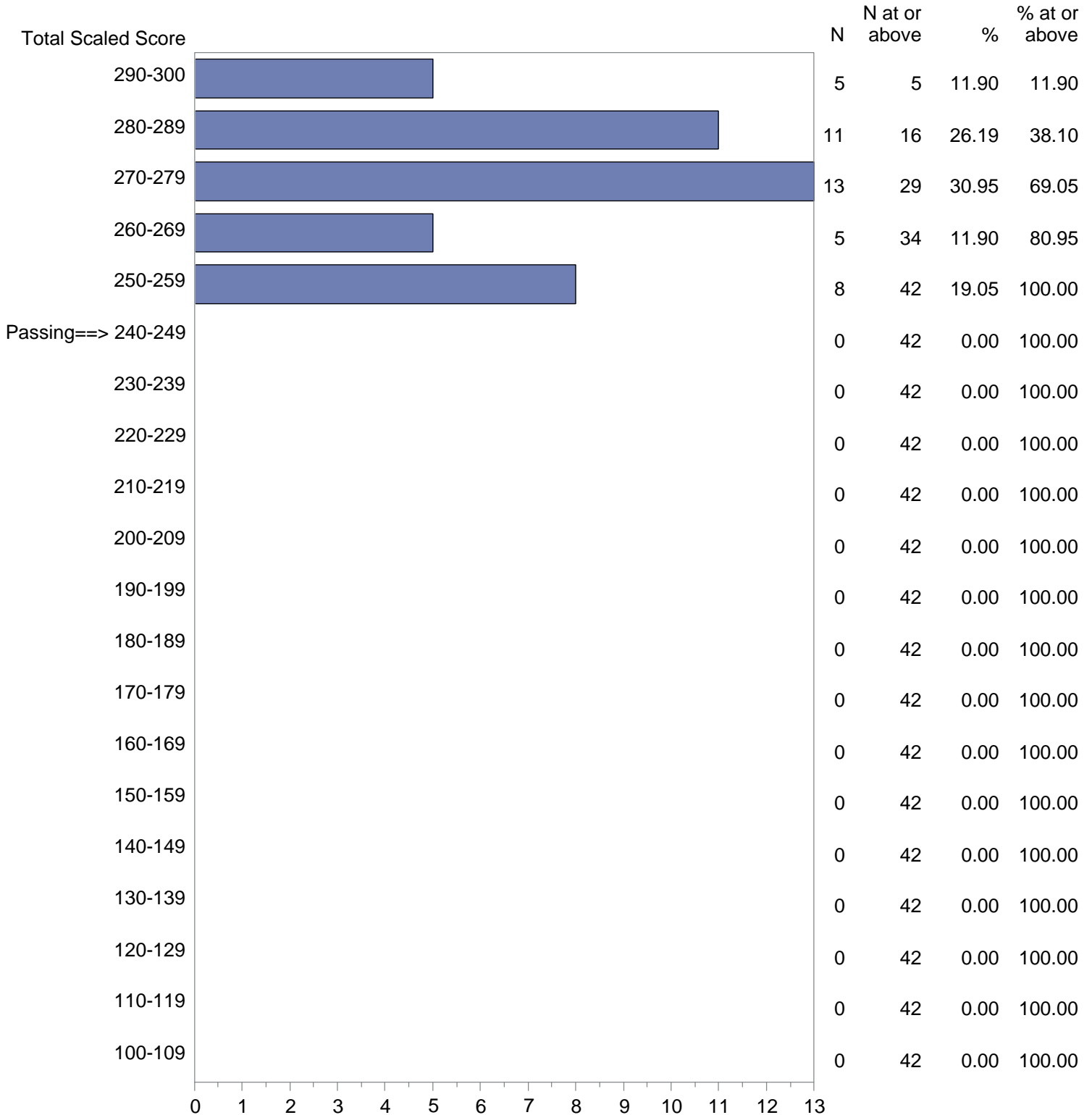
Test Field=058 Chemistry (Grades 9-12) Subtest 1



NOTE: The accompanying explanatory notes and interpretive cautions are an integral part of this report.

Minnesota Teacher Licensure Examinations (MTLE)
 September 1, 2019 - August 31, 2020
 Total Scaled Score Distribution by Test Field (All Forms)

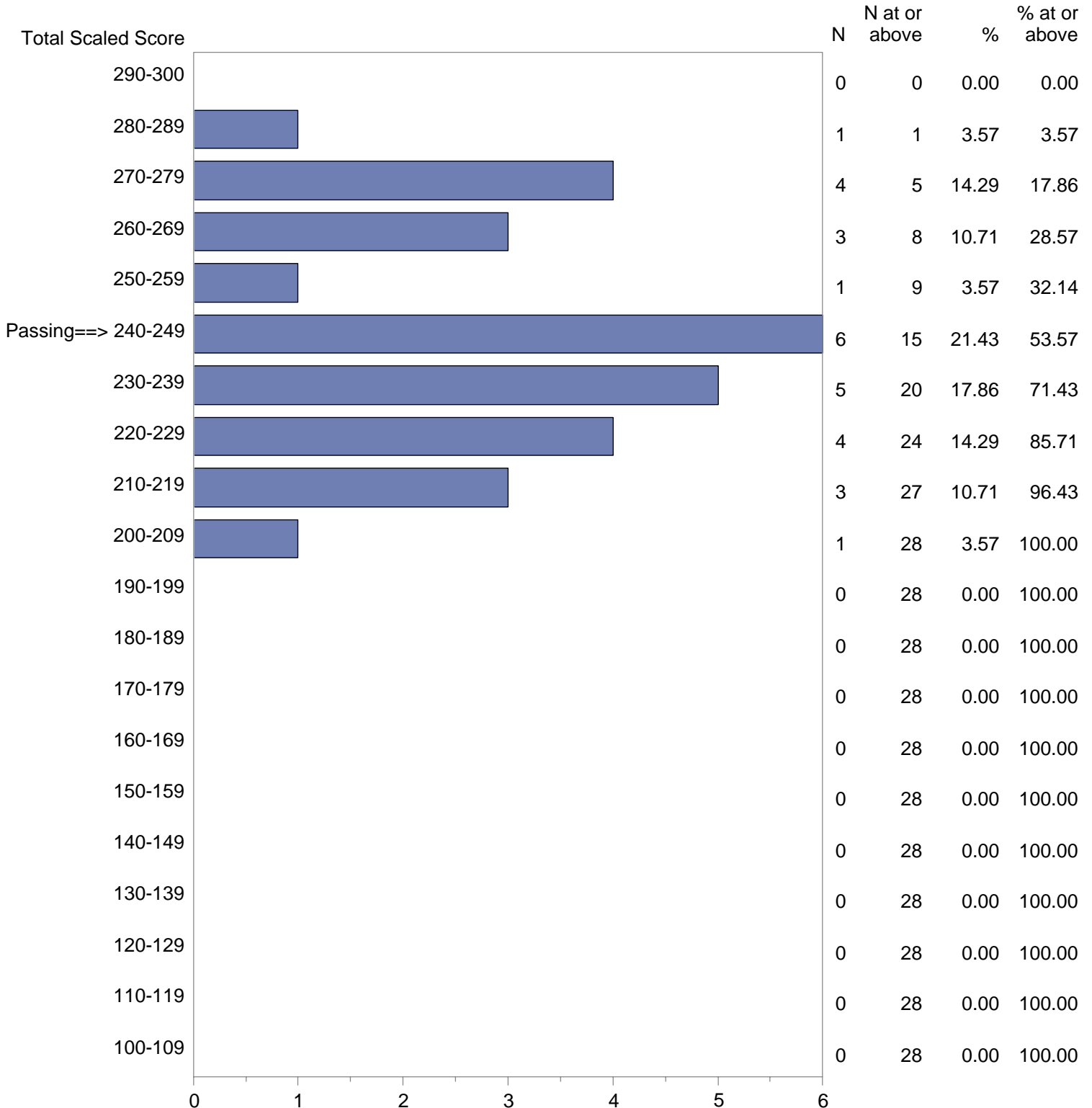
Test Field=059 Chemistry (Grades 9-12) Subtest 2



NOTE: The accompanying explanatory notes and interpretive cautions are an integral part of this report.

Minnesota Teacher Licensure Examinations (MTLE)
 September 1, 2019 - August 31, 2020
 Total Scaled Score Distribution by Test Field (All Forms)

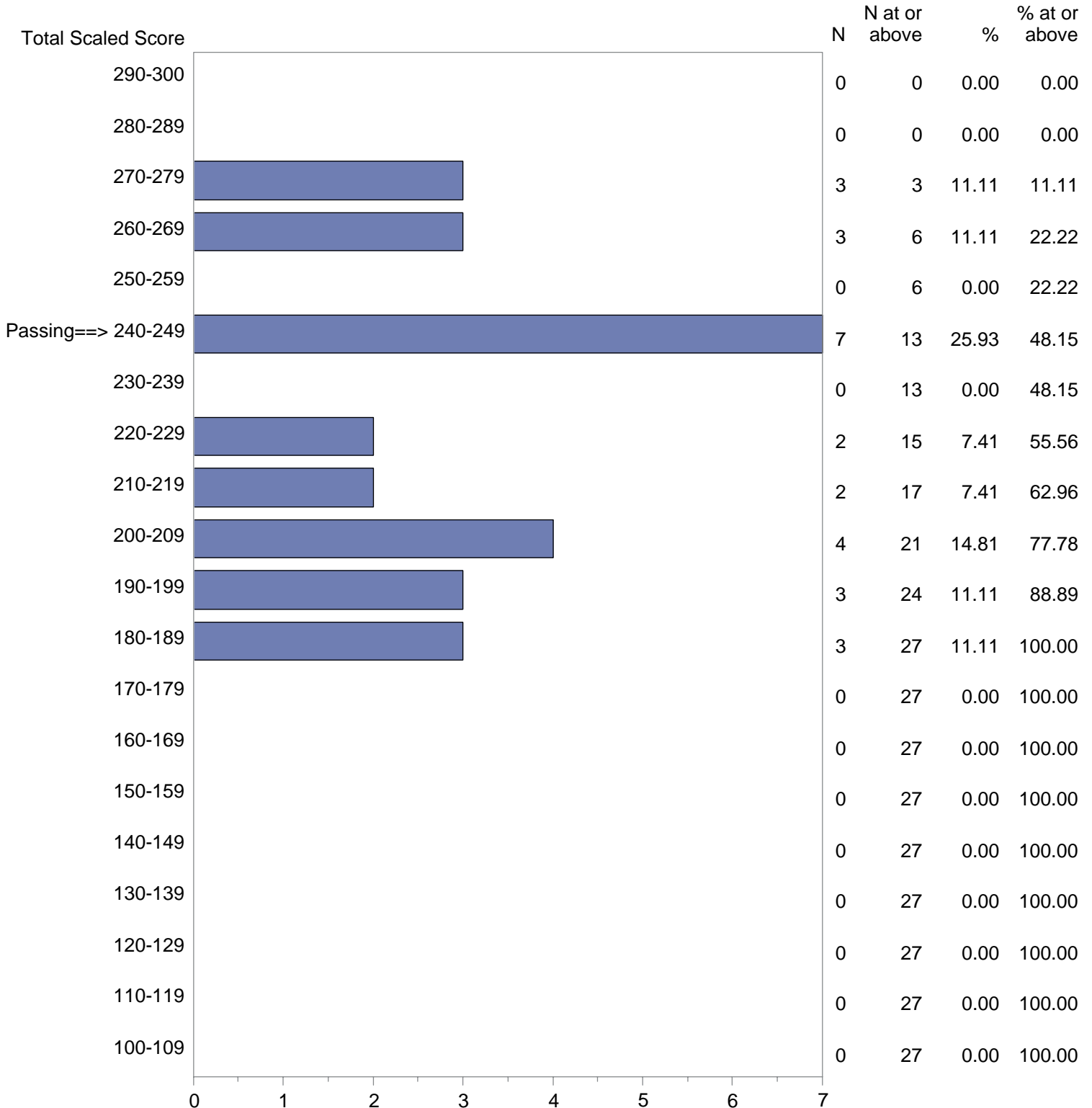
Test Field=060 Earth and Space Science (Grades 9-12) Subtest 1



NOTE: The accompanying explanatory notes and interpretive cautions are an integral part of this report.

Minnesota Teacher Licensure Examinations (MTLE)
 September 1, 2019 - August 31, 2020
 Total Scaled Score Distribution by Test Field (All Forms)

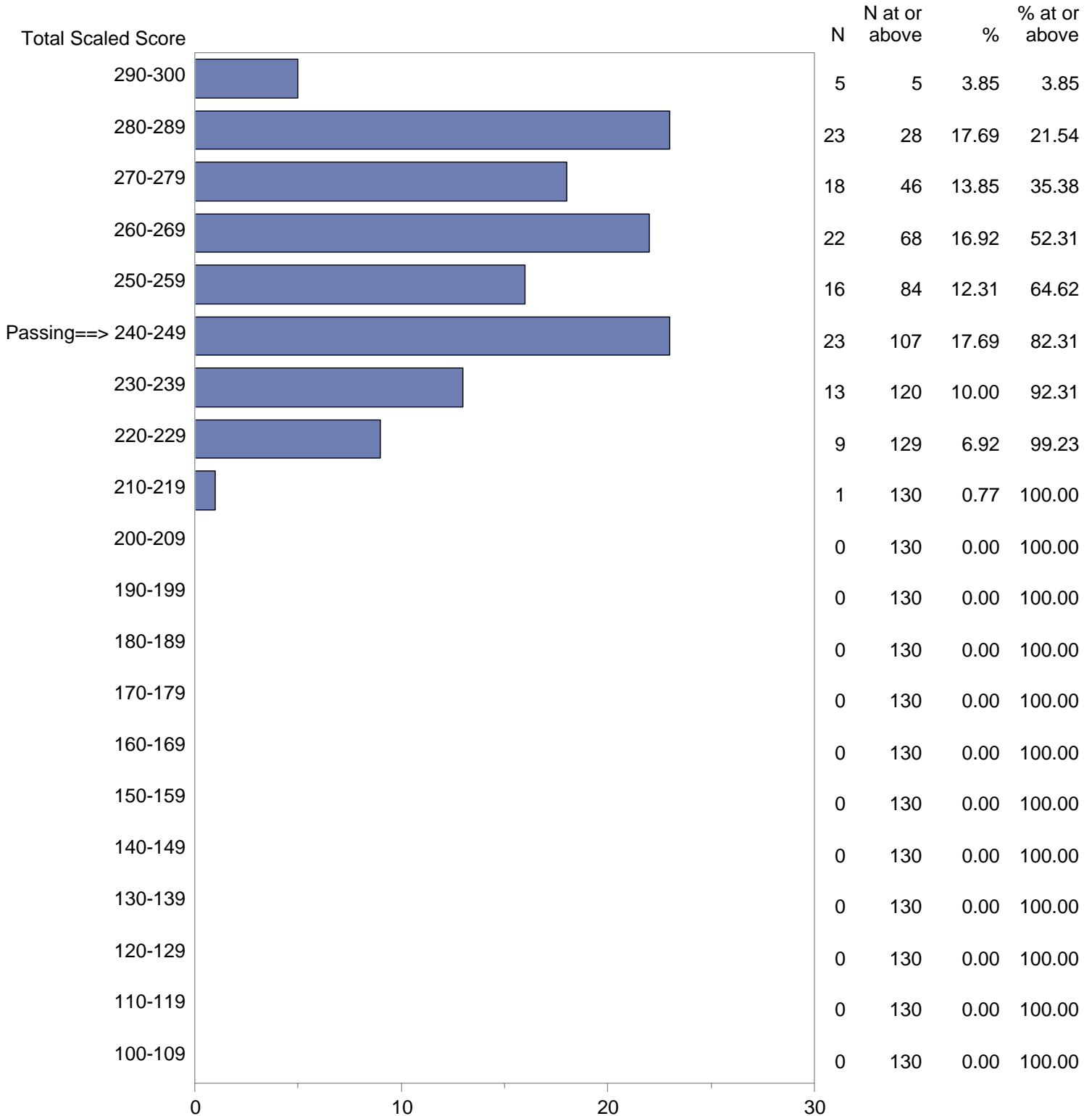
Test Field=061 Earth and Space Science (Grades 9-12) Subtest 2



NOTE: The accompanying explanatory notes and interpretive cautions are an integral part of this report.

Minnesota Teacher Licensure Examinations (MTLE)
 September 1, 2019 - August 31, 2020
 Total Scaled Score Distribution by Test Field (All Forms)

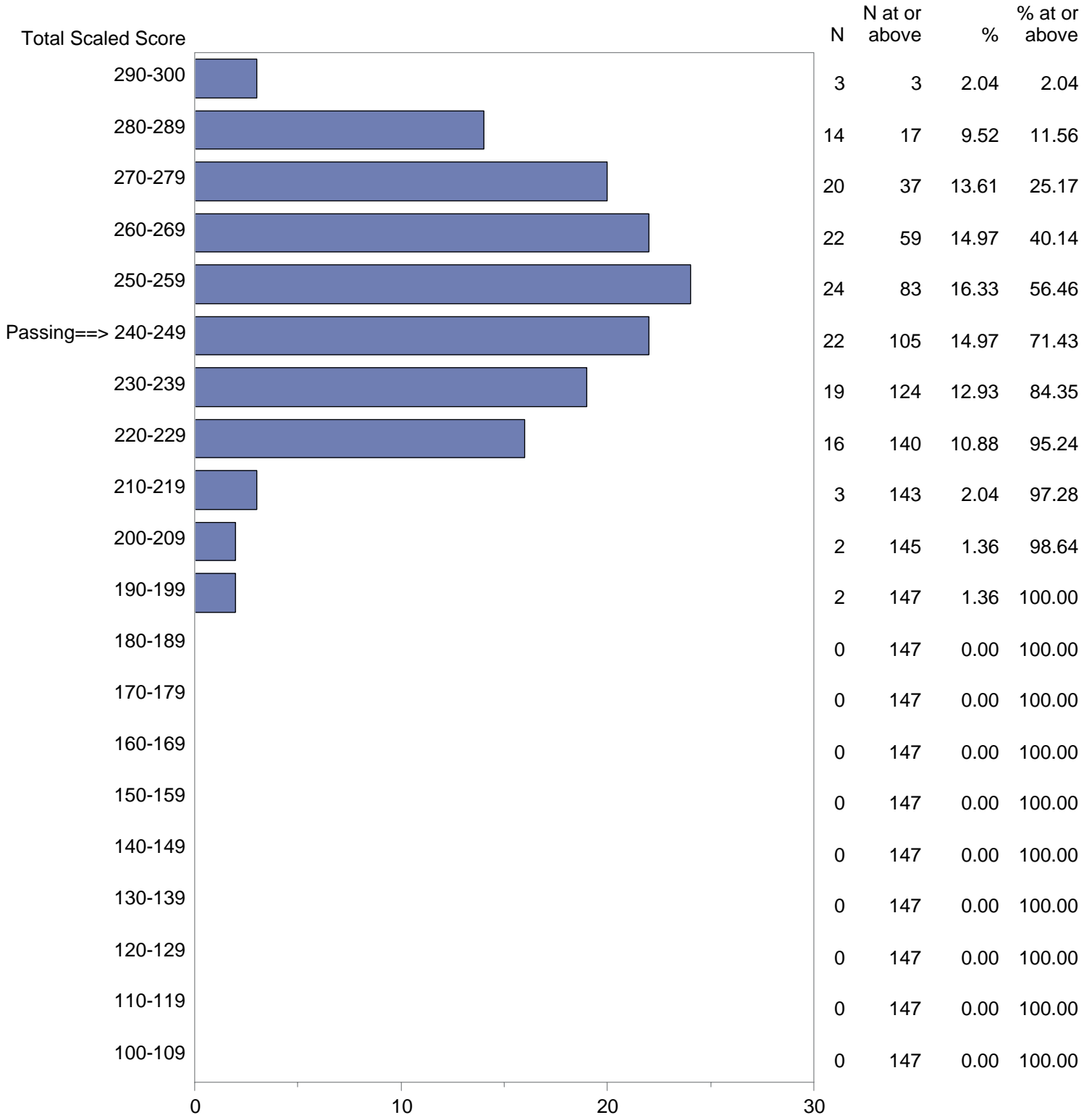
Test Field=062 Life Science (Grades 9-12) Subtest 1



NOTE: The accompanying explanatory notes and interpretive cautions are an integral part of this report.

Minnesota Teacher Licensure Examinations (MTLE)
 September 1, 2019 - August 31, 2020
 Total Scaled Score Distribution by Test Field (All Forms)

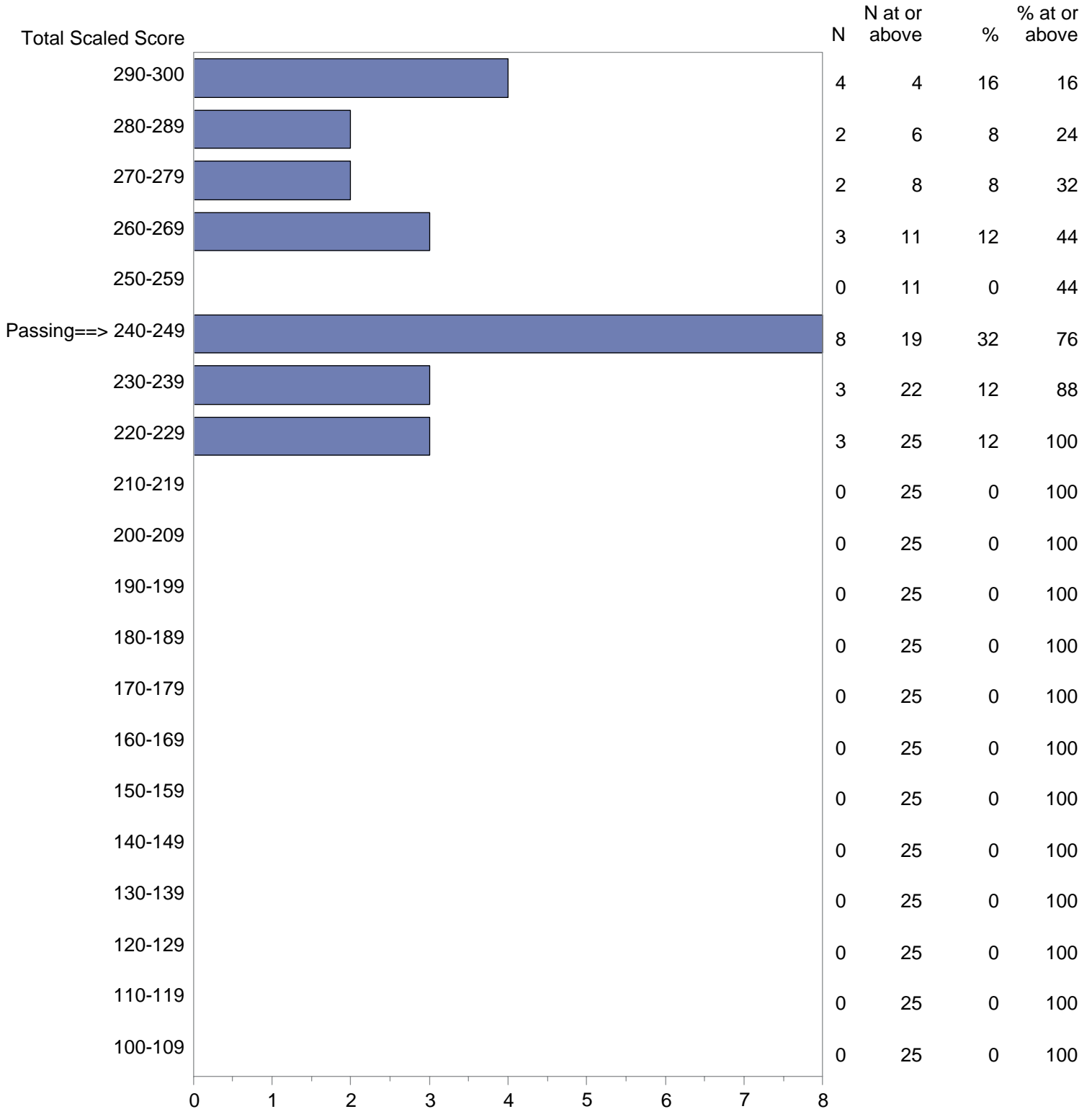
Test Field=063 Life Science (Grades 9-12) Subtest 2



NOTE: The accompanying explanatory notes and interpretive cautions are an integral part of this report.

Minnesota Teacher Licensure Examinations (MTLE)
 September 1, 2019 - August 31, 2020
 Total Scaled Score Distribution by Test Field (All Forms)

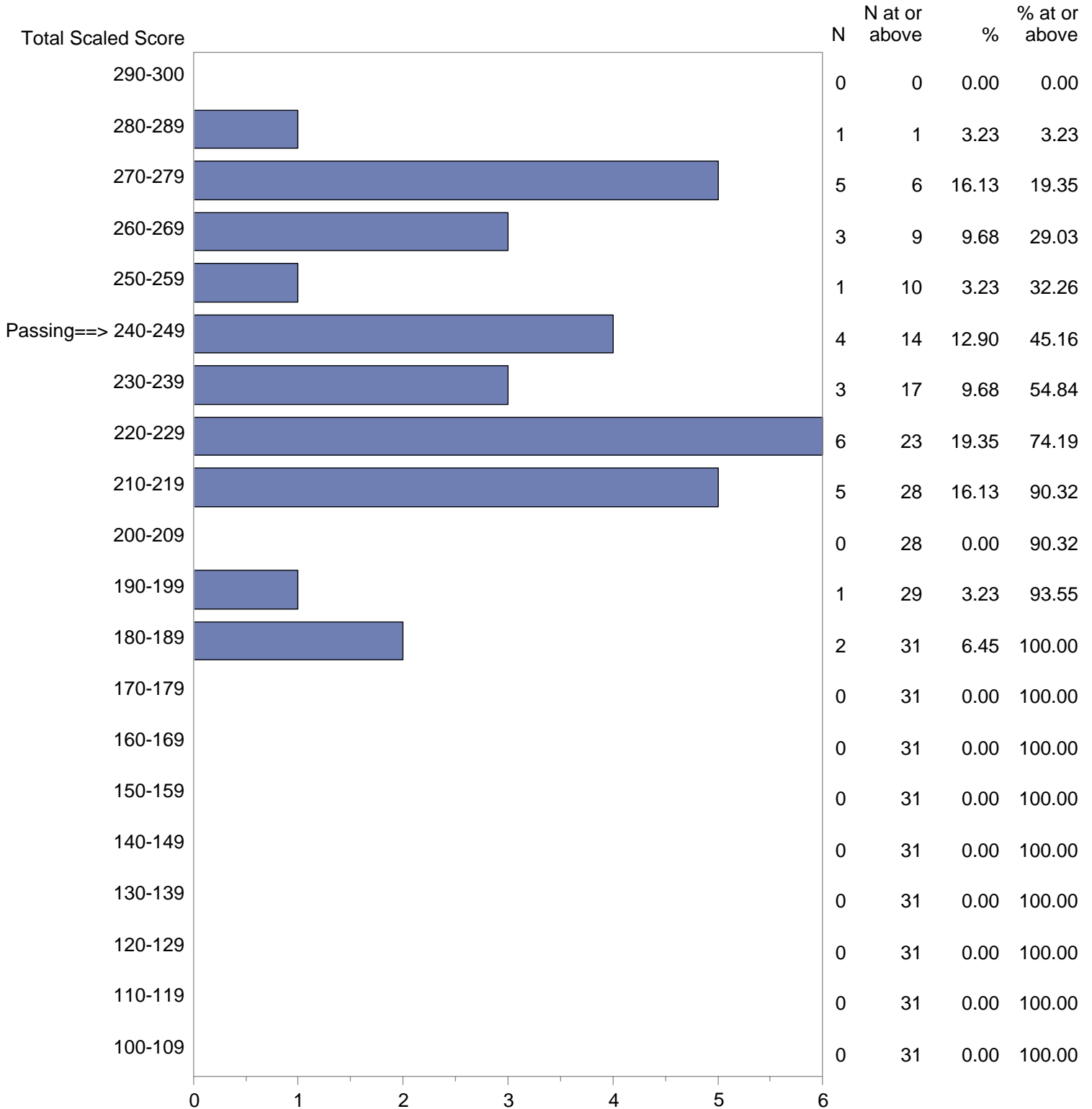
Test Field=064 Physics (Grades 9-12) Subtest 1



NOTE: The accompanying explanatory notes and interpretive cautions are an integral part of this report.

Minnesota Teacher Licensure Examinations (MTLE)
 September 1, 2019 - August 31, 2020
 Total Scaled Score Distribution by Test Field (All Forms)

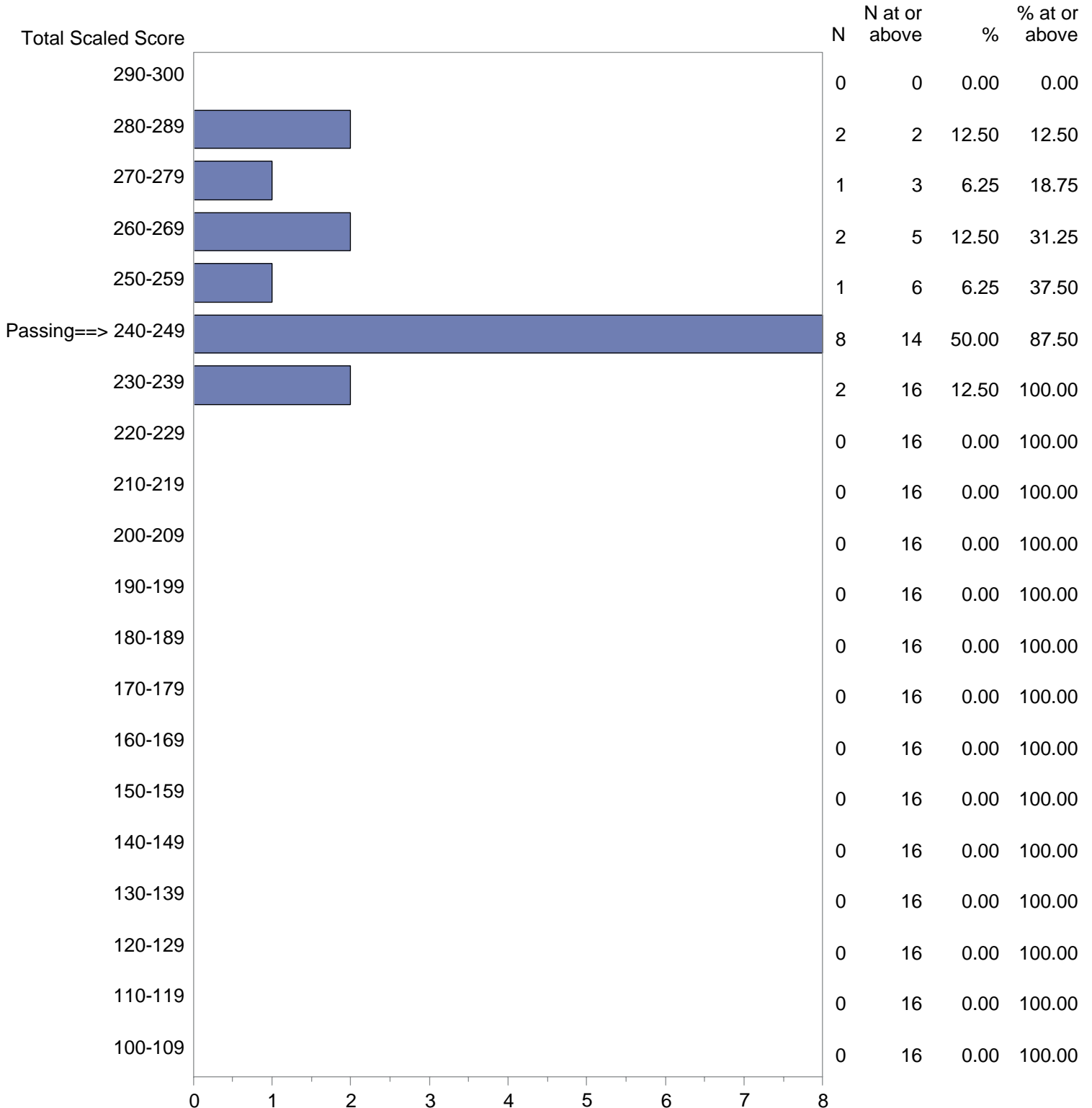
Test Field=065 Physics (Grades 9-12) Subtest 2



NOTE: The accompanying explanatory notes and interpretive cautions are an integral part of this report.

Minnesota Teacher Licensure Examinations (MTLE)
 September 1, 2019 - August 31, 2020
 Total Scaled Score Distribution by Test Field (All Forms)

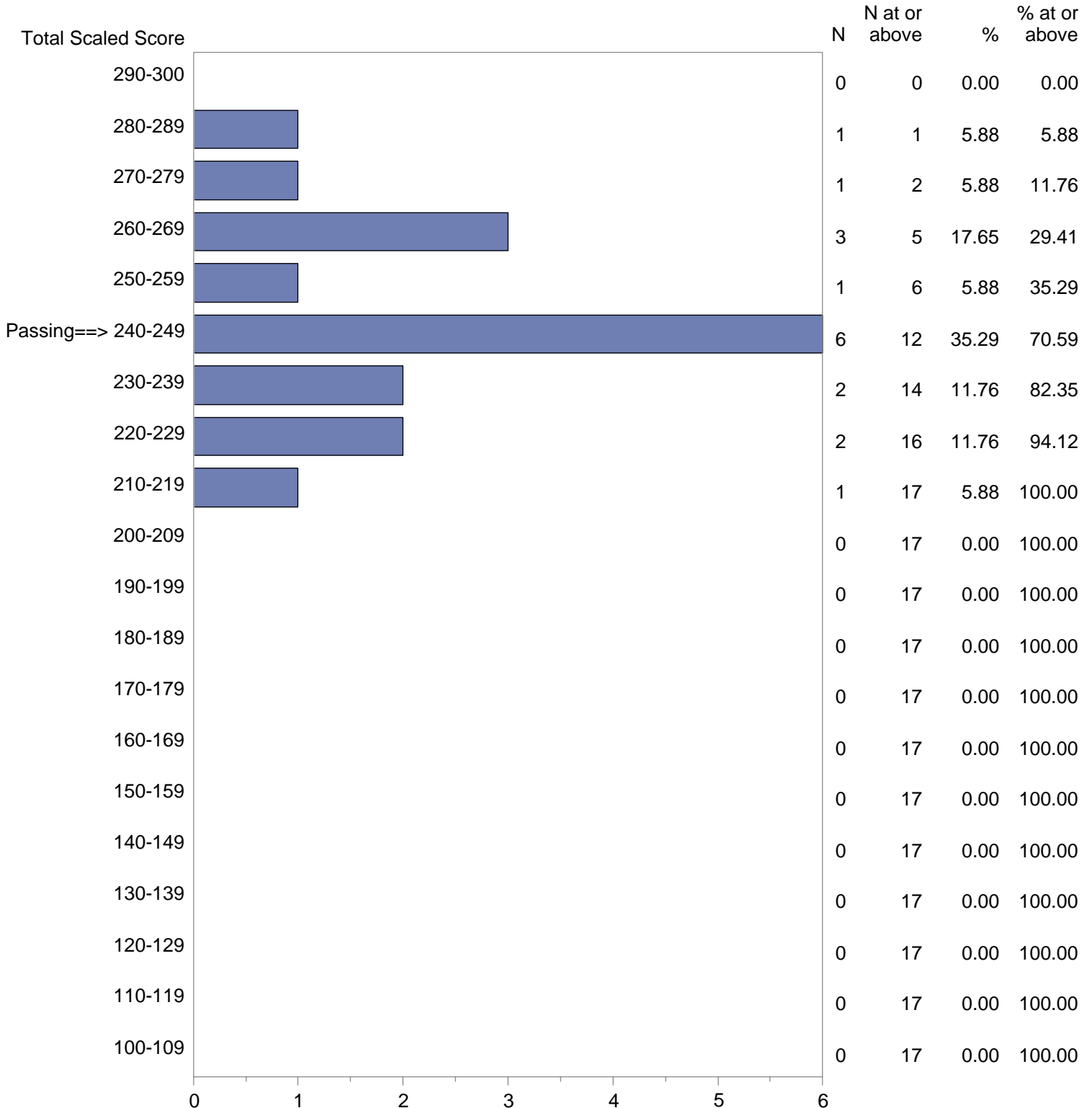
Test Field=082 Business (Grades 5-12) Subtest 1



NOTE: The accompanying explanatory notes and interpretive cautions are an integral part of this report.

Minnesota Teacher Licensure Examinations (MTLE)
 September 1, 2019 - August 31, 2020
 Total Scaled Score Distribution by Test Field (All Forms)

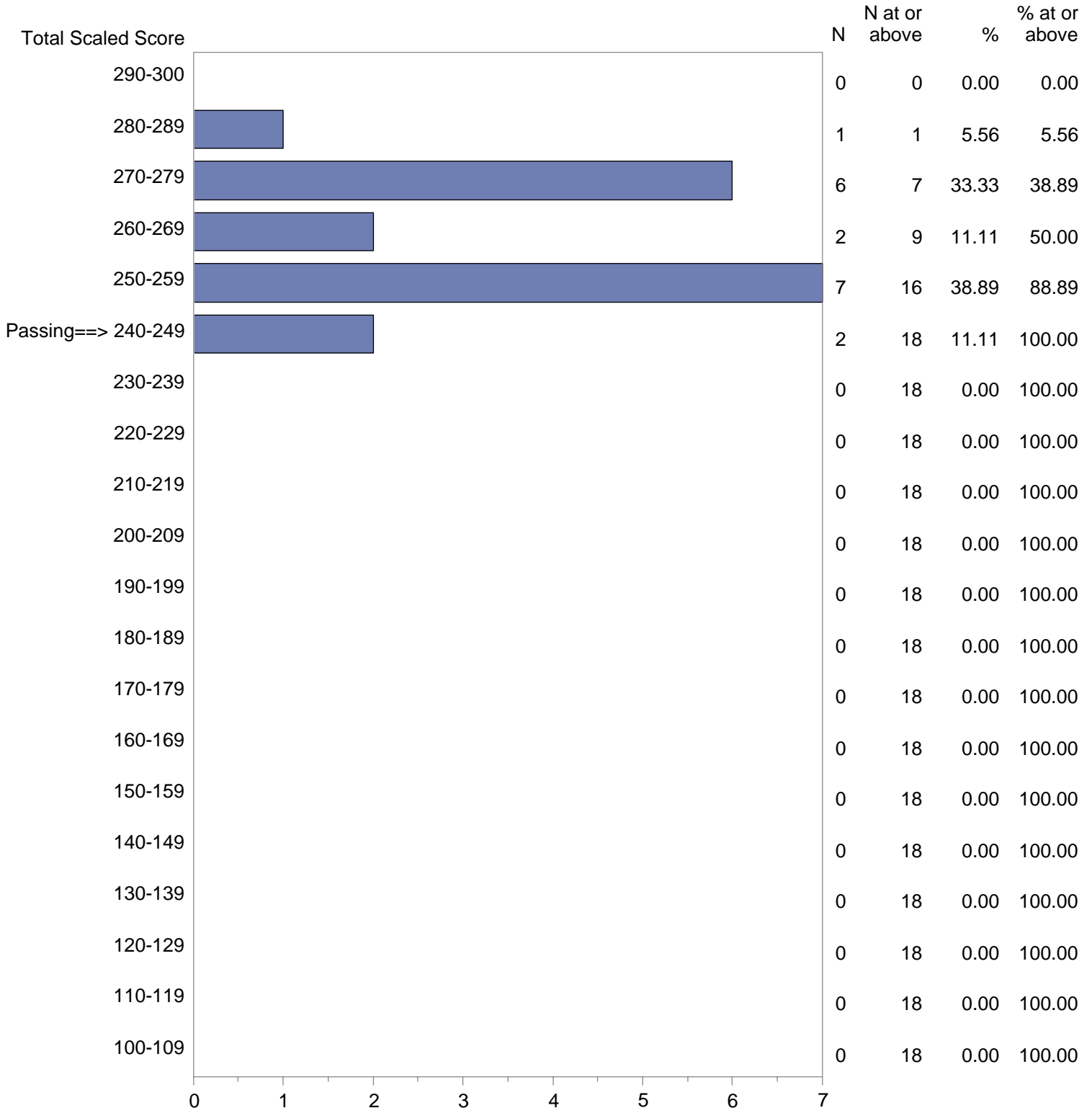
Test Field=083 Business (Grades 5-12) Subtest 2



NOTE: The accompanying explanatory notes and interpretive cautions are an integral part of this report.

Minnesota Teacher Licensure Examinations (MTLE)
 September 1, 2019 - August 31, 2020
 Total Scaled Score Distribution by Test Field (All Forms)

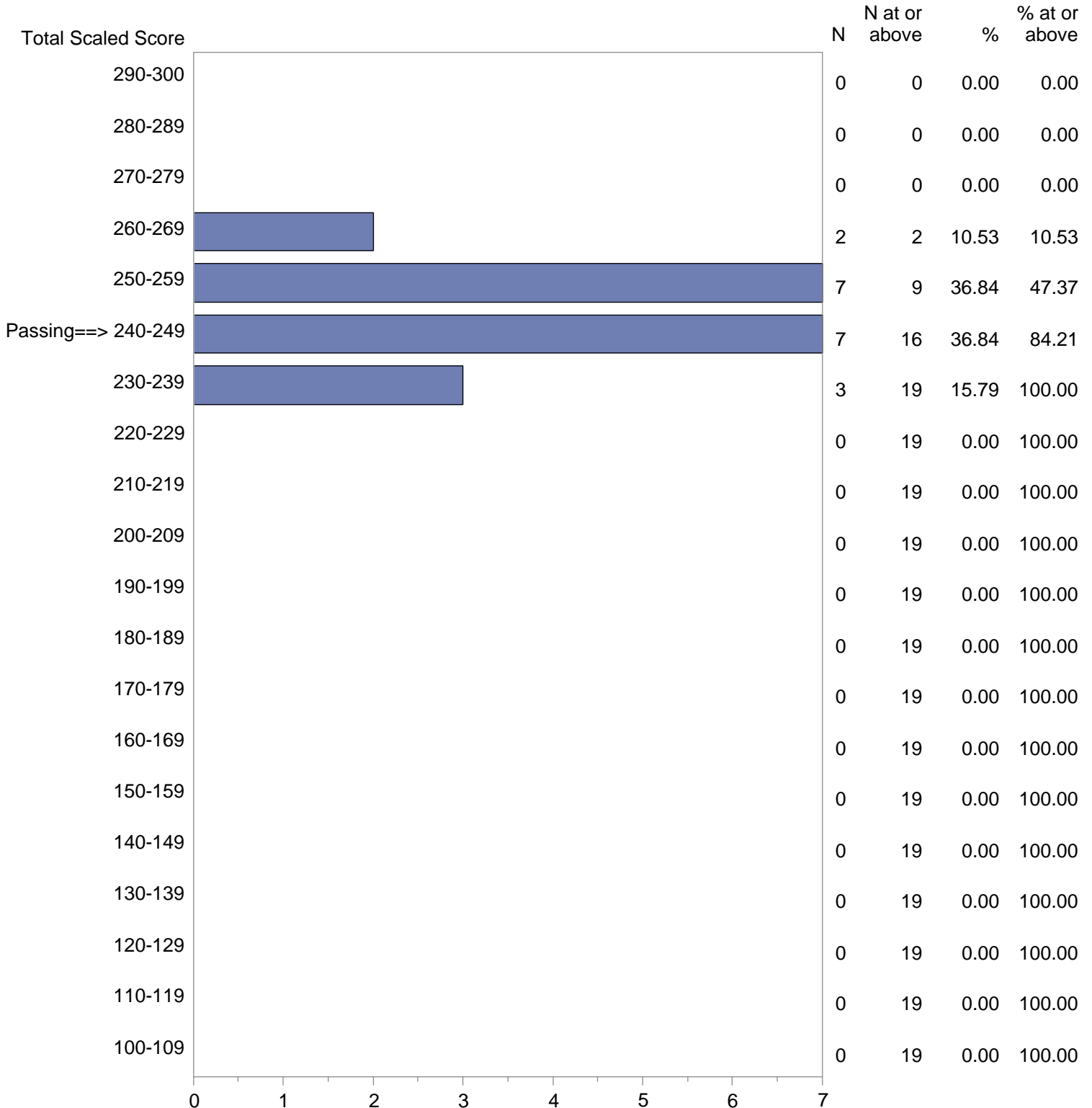
Test Field=084 Family and Consumer Sciences (Grades 5-12) Subtest 1



NOTE: The accompanying explanatory notes and interpretive cautions are an integral part of this report.

Minnesota Teacher Licensure Examinations (MTLE)
 September 1, 2019 - August 31, 2020
 Total Scaled Score Distribution by Test Field (All Forms)

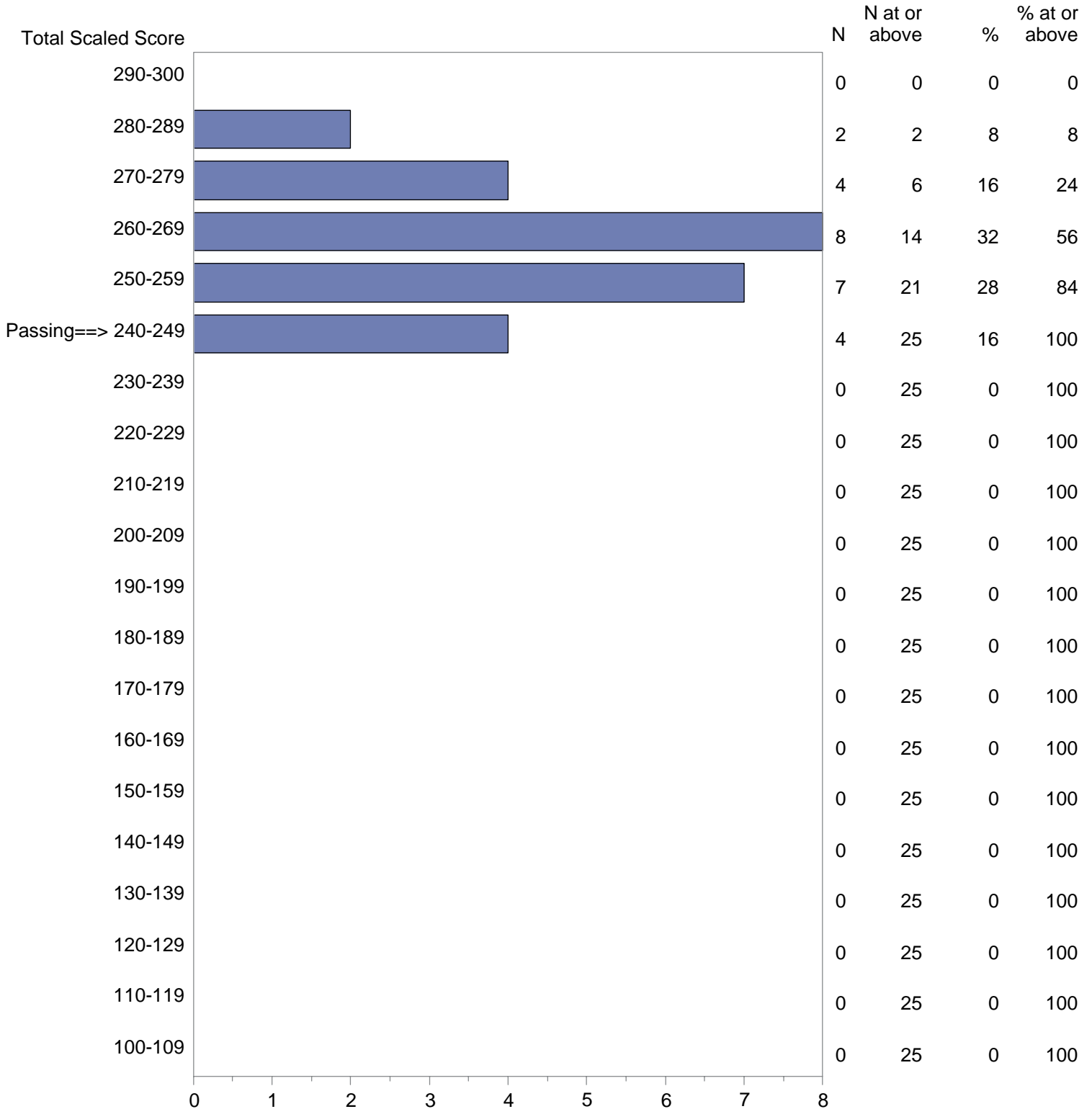
Test Field=085 Family and Consumer Sciences (Grades 5-12) Subtest 2



NOTE: The accompanying explanatory notes and interpretive cautions are an integral part of this report.

Minnesota Teacher Licensure Examinations (MTLE)
 September 1, 2019 - August 31, 2020
 Total Scaled Score Distribution by Test Field (All Forms)

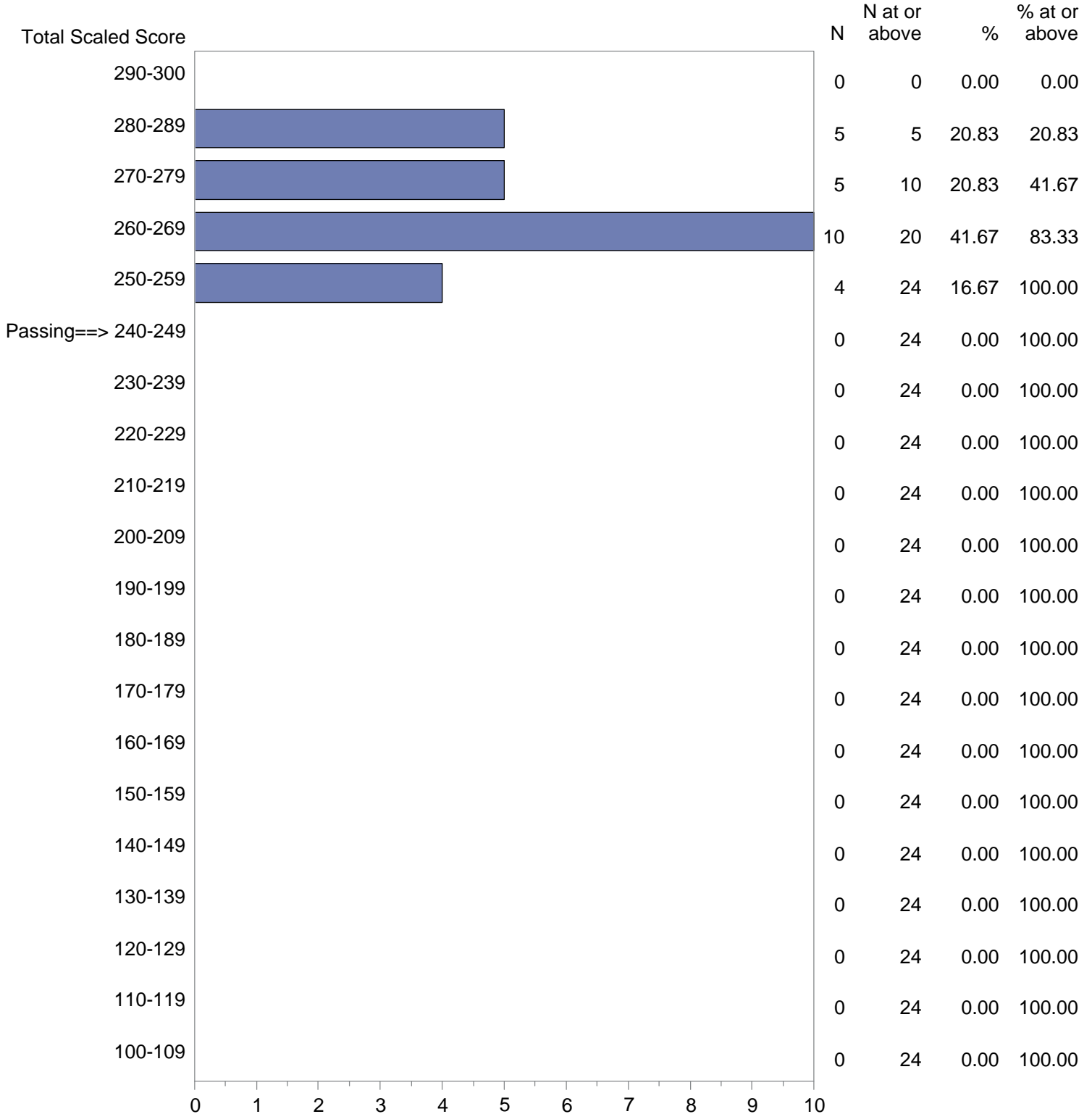
Test Field=086 Agricultural Education (Grades 5-12) Subtest 1



NOTE: The accompanying explanatory notes and interpretive cautions are an integral part of this report.

Minnesota Teacher Licensure Examinations (MTLE)
 September 1, 2019 - August 31, 2020
 Total Scaled Score Distribution by Test Field (All Forms)

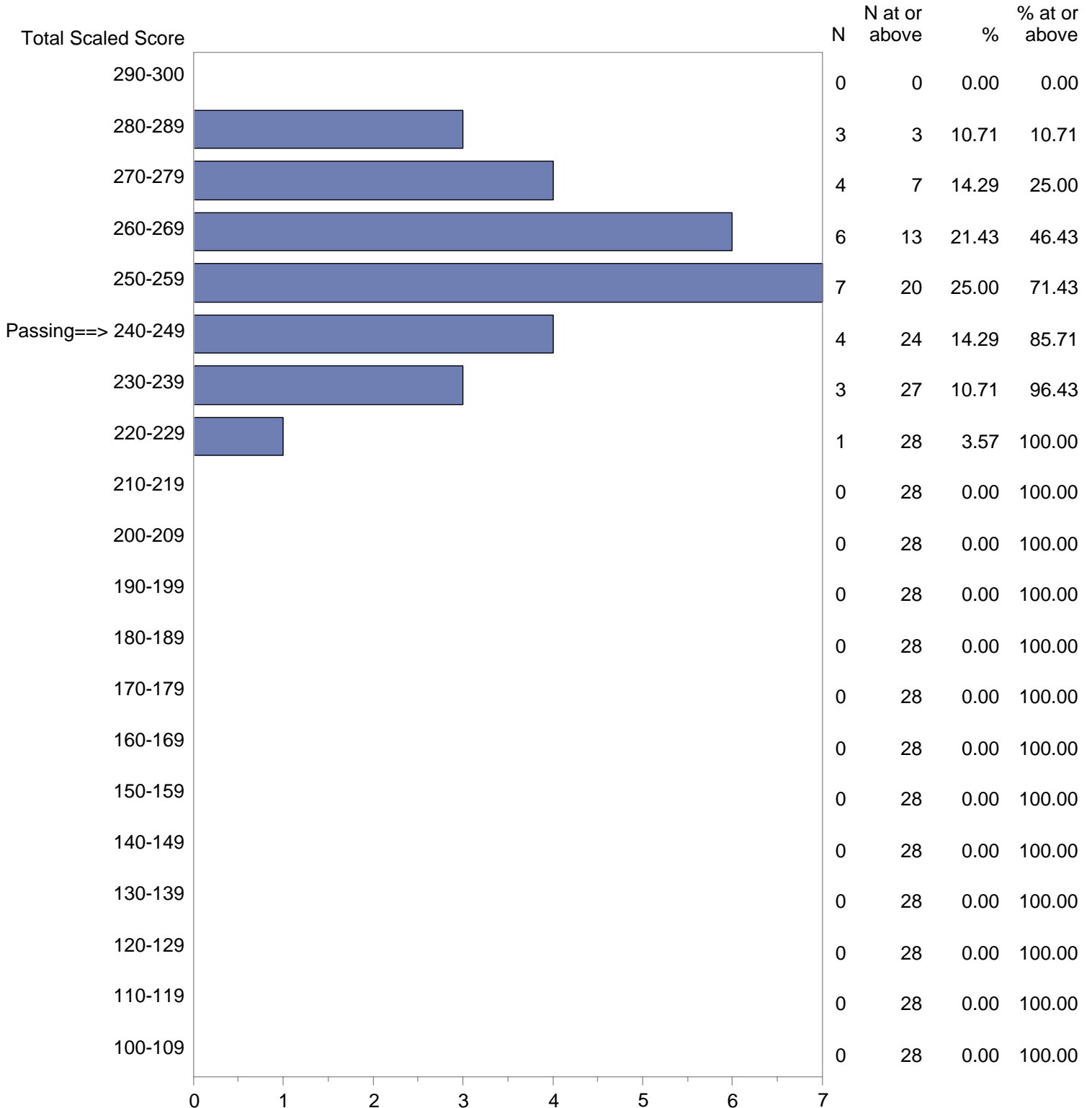
Test Field=087 Agricultural Education (Grades 5-12) Subtest 2



NOTE: The accompanying explanatory notes and interpretive cautions are an integral part of this report.

Minnesota Teacher Licensure Examinations (MTLE)
 September 1, 2019 - August 31, 2020
 Total Scaled Score Distribution by Test Field (All Forms)

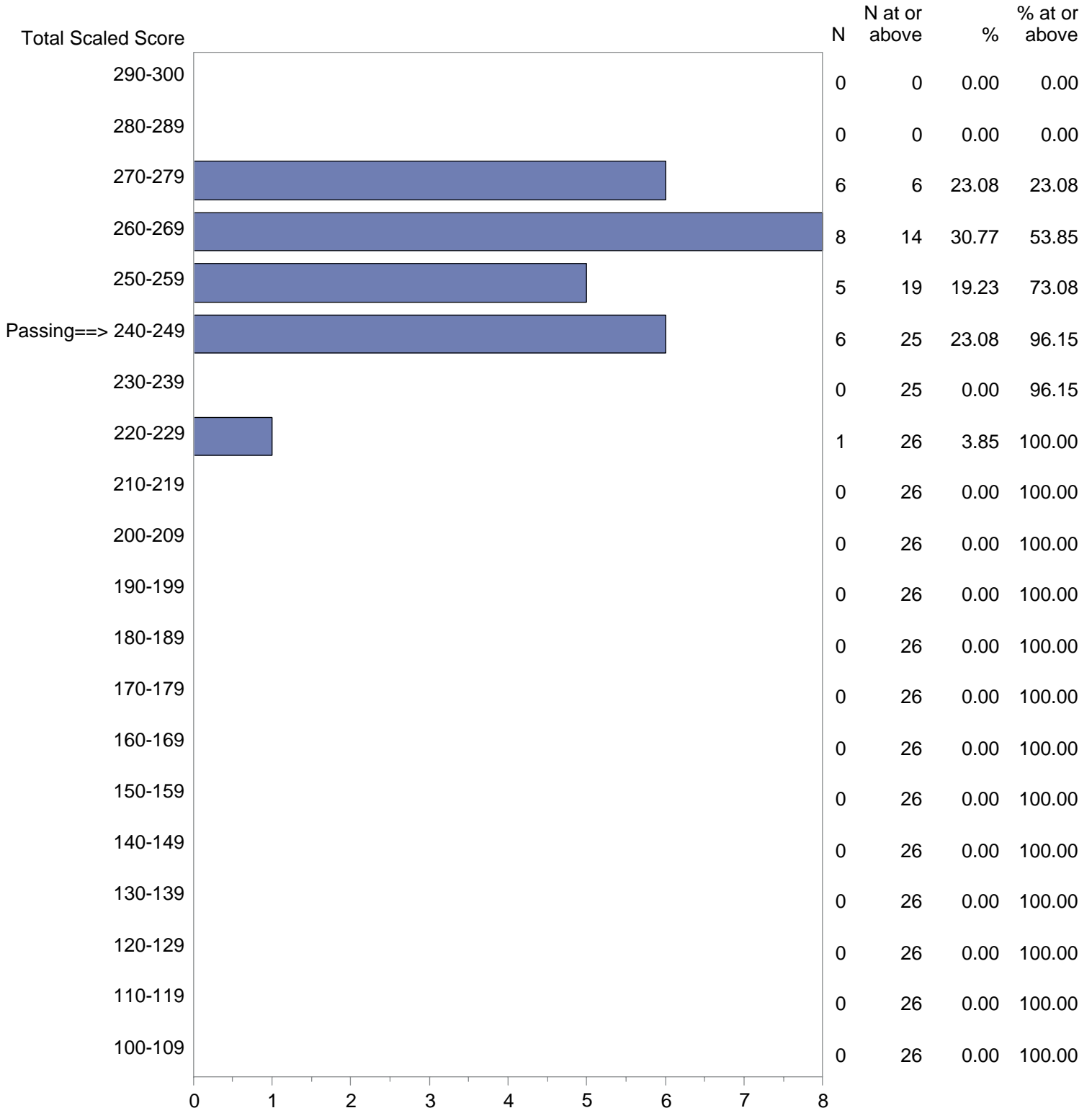
Test Field=102 Library Media Specialist (Grades K-12) Subtest 1



NOTE: The accompanying explanatory notes and interpretive cautions are an integral part of this report.

Minnesota Teacher Licensure Examinations (MTLE)
 September 1, 2019 - August 31, 2020
 Total Scaled Score Distribution by Test Field (All Forms)

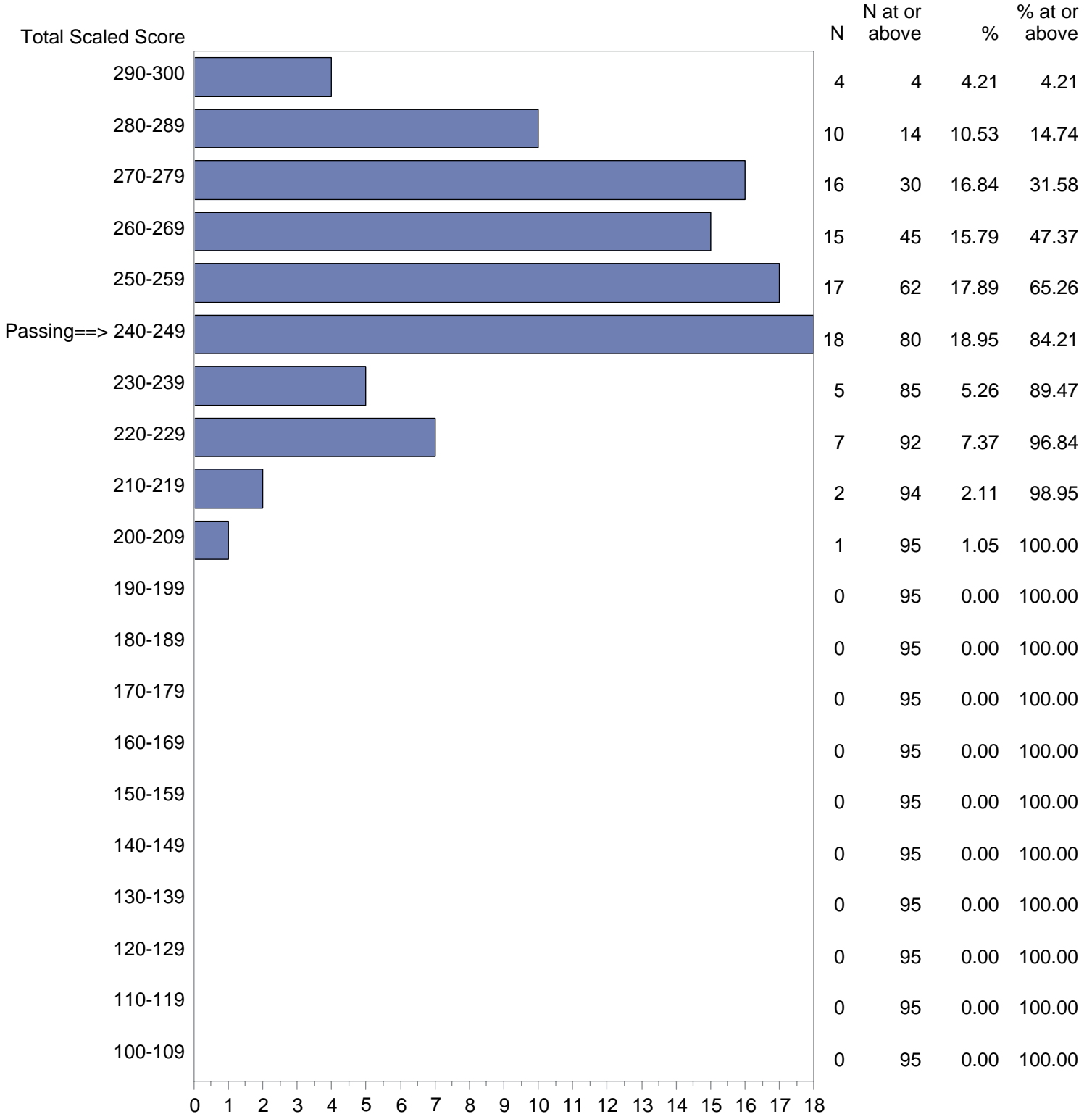
Test Field=103 Library Media Specialist (Grades K-12) Subtest 2



NOTE: The accompanying explanatory notes and interpretive cautions are an integral part of this report.

Minnesota Teacher Licensure Examinations (MTLE)
 September 1, 2019 - August 31, 2020
 Total Scaled Score Distribution by Test Field (All Forms)

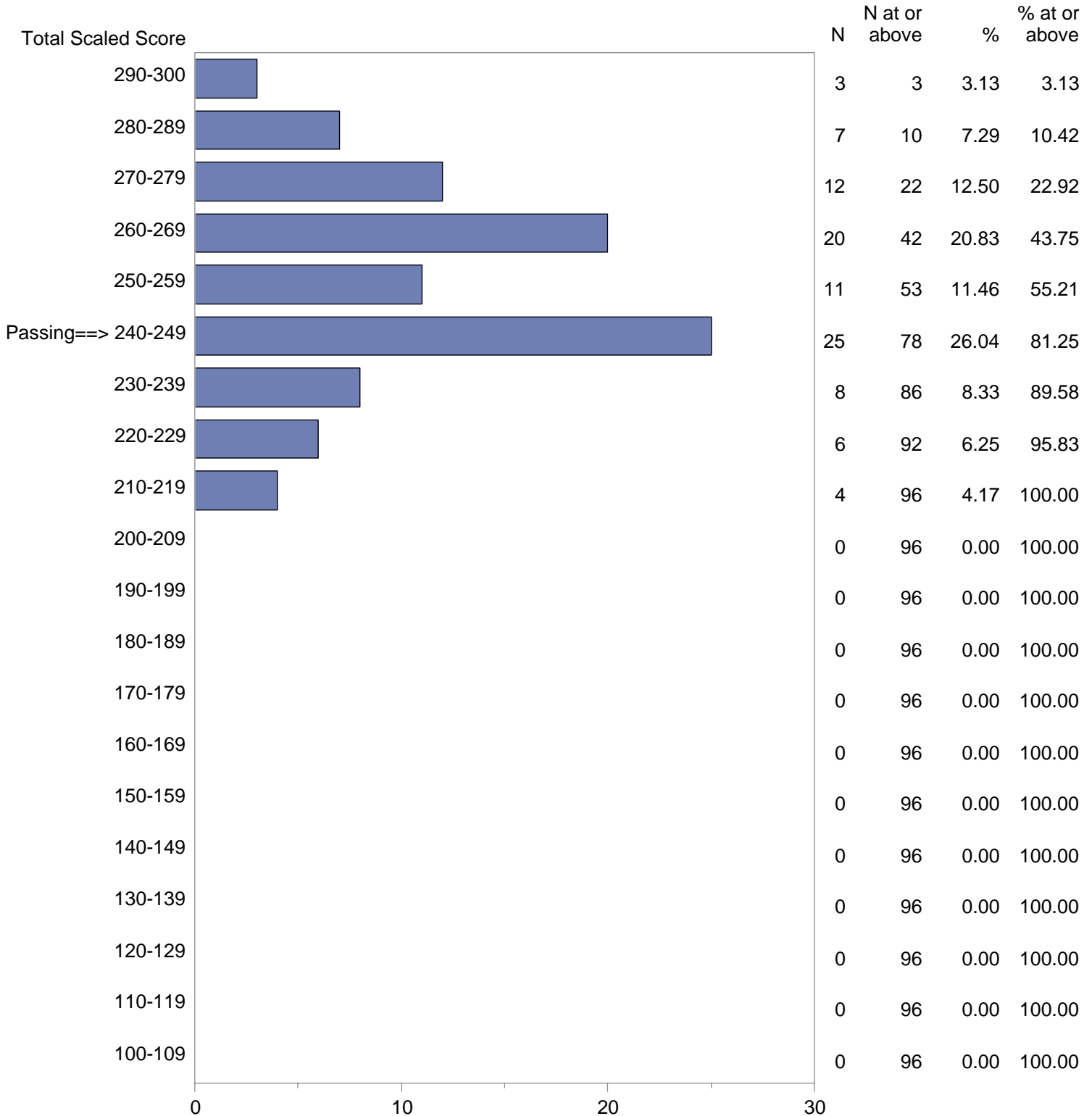
Test Field=104 Visual Arts (Grades K-12) Subtest 1



NOTE: The accompanying explanatory notes and interpretive cautions are an integral part of this report.

Minnesota Teacher Licensure Examinations (MTLE)
September 1, 2019 - August 31, 2020
Total Scaled Score Distribution by Test Field (All Forms)

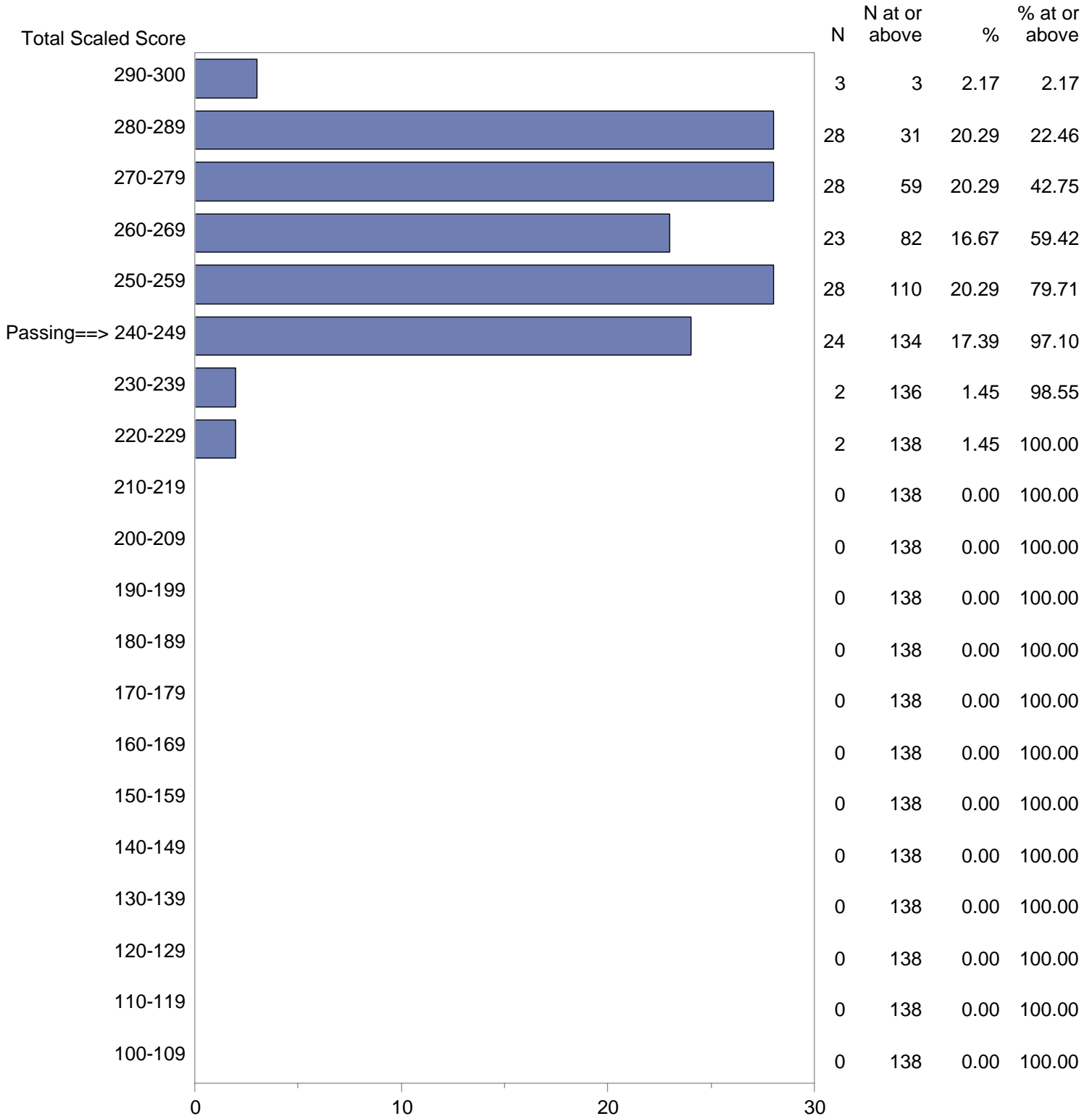
Test Field=105 Visual Arts (Grades K-12) Subtest 2



NOTE: The accompanying explanatory notes and interpretive cautions are an integral part of this report.

Minnesota Teacher Licensure Examinations (MTLE)
 September 1, 2019 - August 31, 2020
 Total Scaled Score Distribution by Test Field (All Forms)

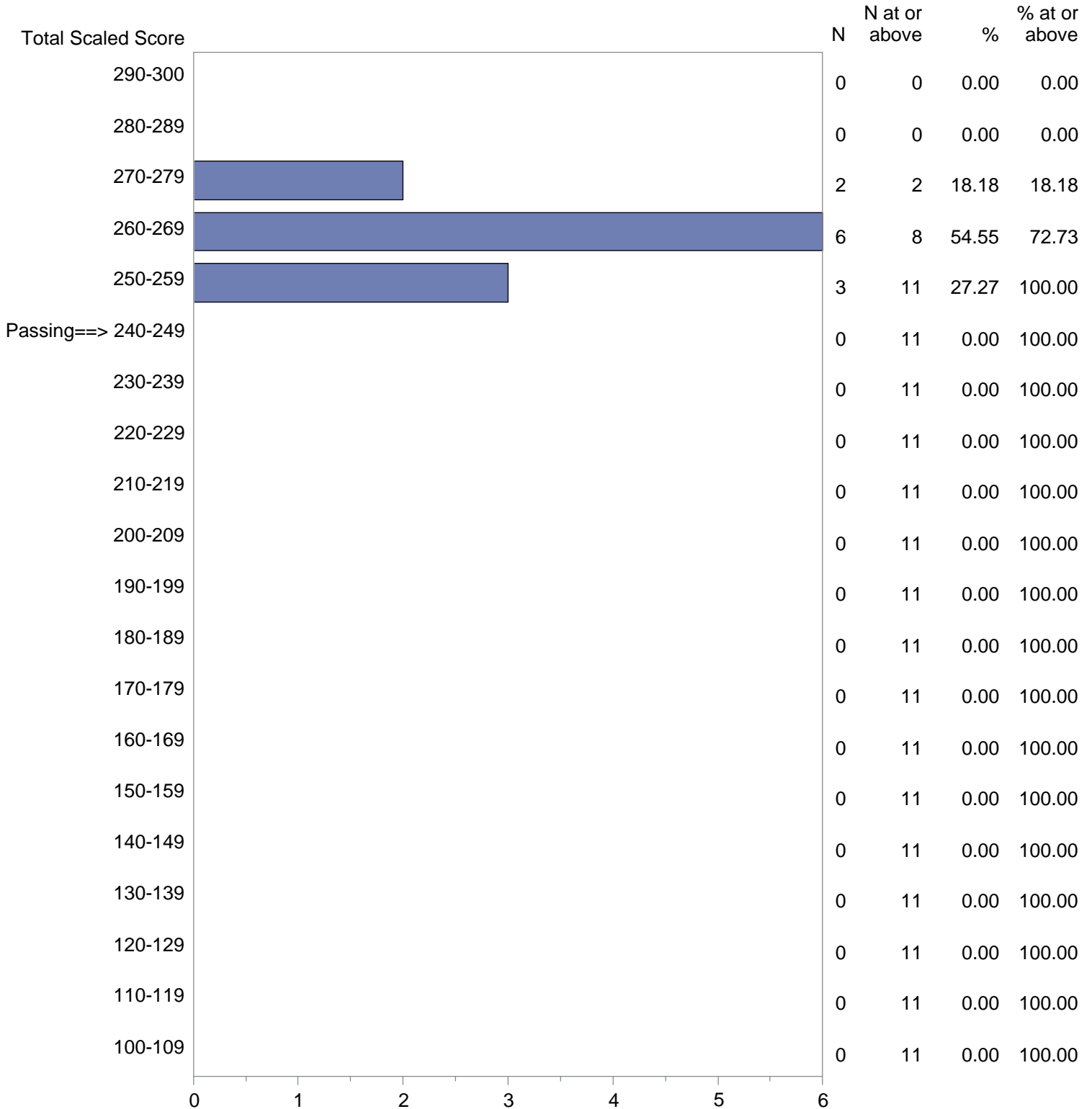
Test Field=106 Instrumental and Vocal Classroom Music (Grades K-12) Subtest 1



NOTE: The accompanying explanatory notes and interpretive cautions are an integral part of this report.

Minnesota Teacher Licensure Examinations (MTLE)
 September 1, 2019 - August 31, 2020
 Total Scaled Score Distribution by Test Field (All Forms)

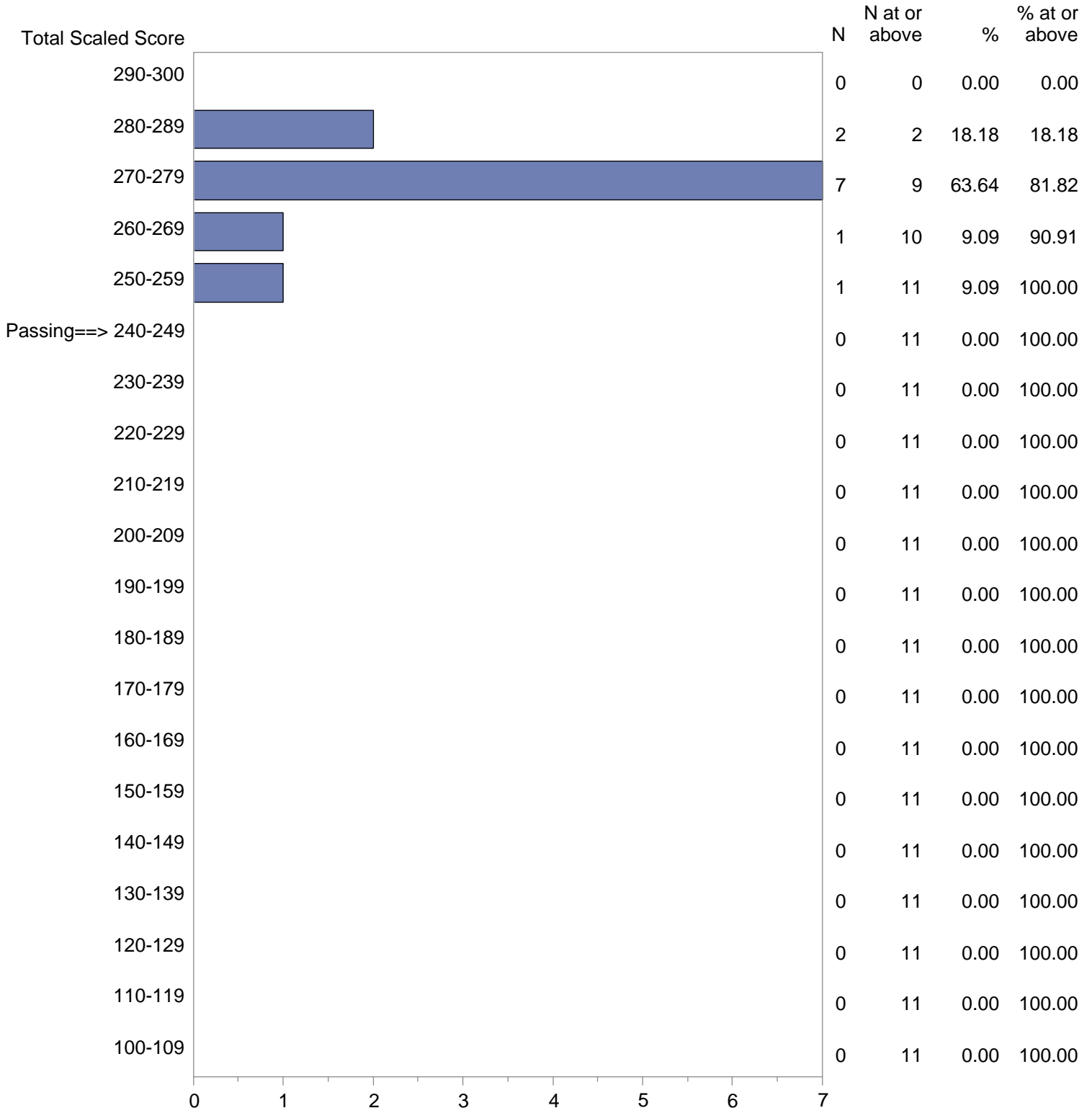
Test Field=108 Theatre (Grades K-12) Subtest 1



NOTE: The accompanying explanatory notes and interpretive cautions are an integral part of this report.

Minnesota Teacher Licensure Examinations (MTLE)
 September 1, 2019 - August 31, 2020
 Total Scaled Score Distribution by Test Field (All Forms)

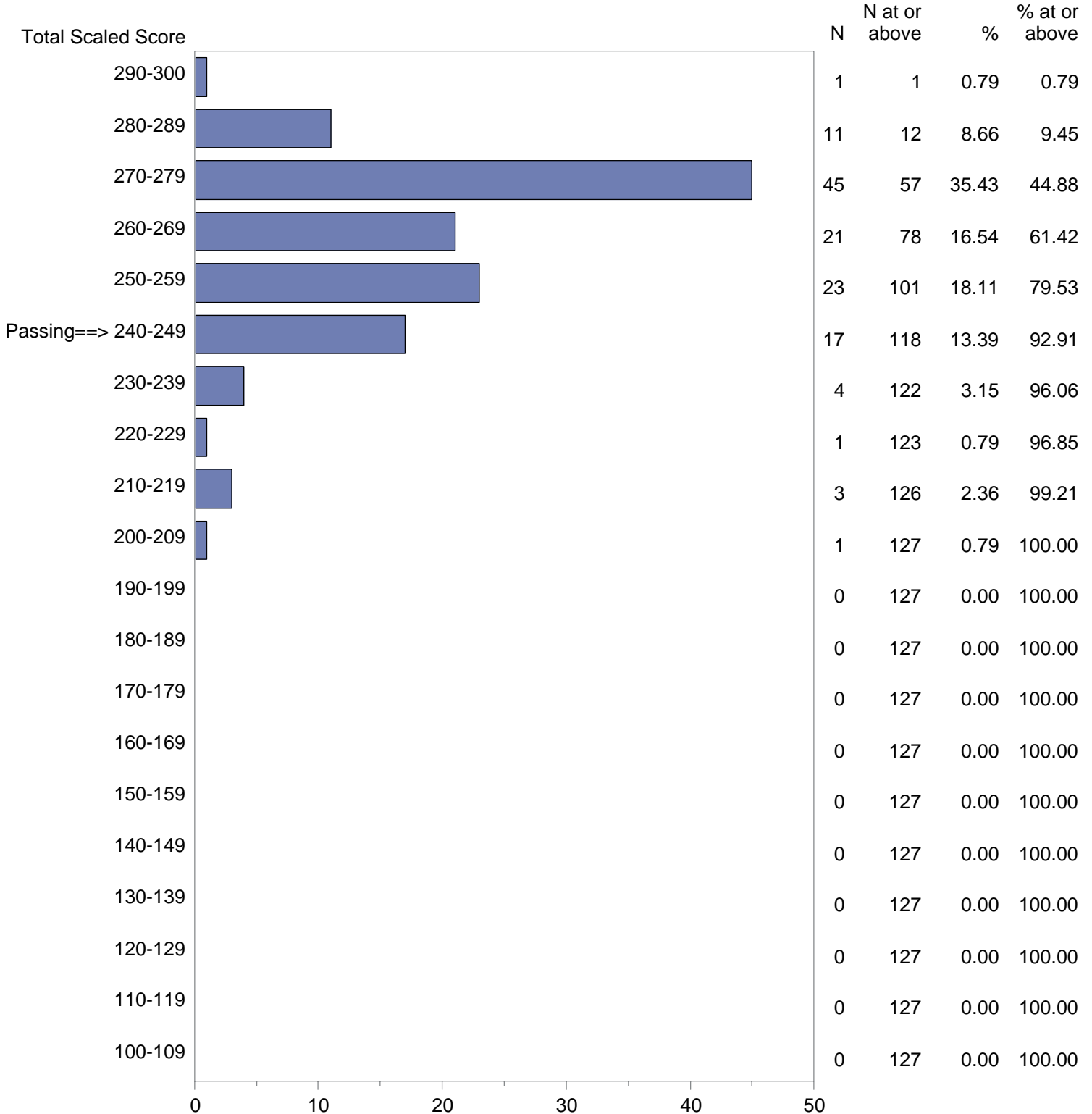
Test Field=109 Theatre (Grades K-12) Subtest 2



NOTE: The accompanying explanatory notes and interpretive cautions are an integral part of this report.

Minnesota Teacher Licensure Examinations (MTLE)
 September 1, 2019 - August 31, 2020
 Total Scaled Score Distribution by Test Field (All Forms)

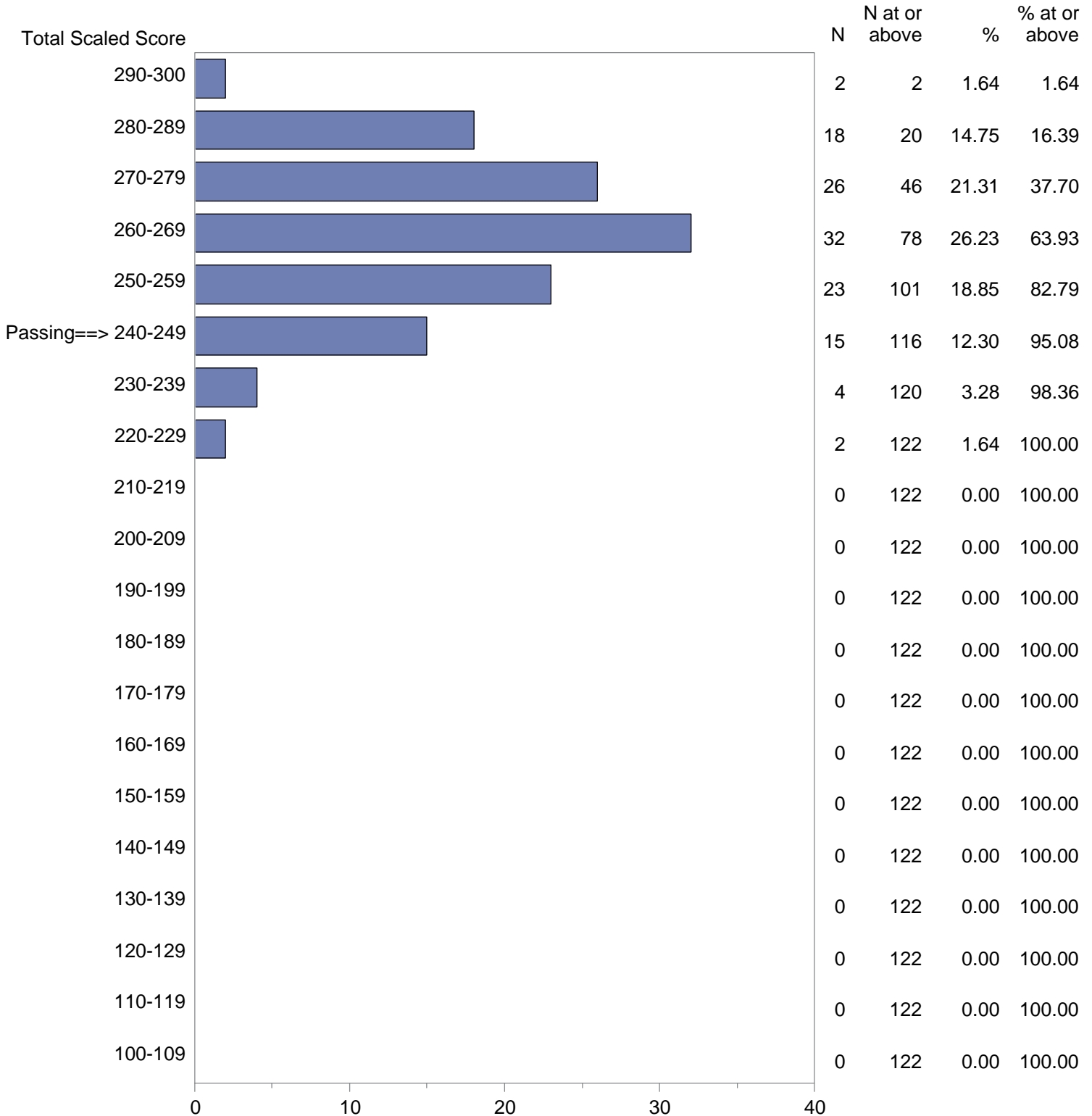
Test Field=112 Physical Education (Grades K-12) Subtest 1



NOTE: The accompanying explanatory notes and interpretive cautions are an integral part of this report.

Minnesota Teacher Licensure Examinations (MTLE)
 September 1, 2019 - August 31, 2020
 Total Scaled Score Distribution by Test Field (All Forms)

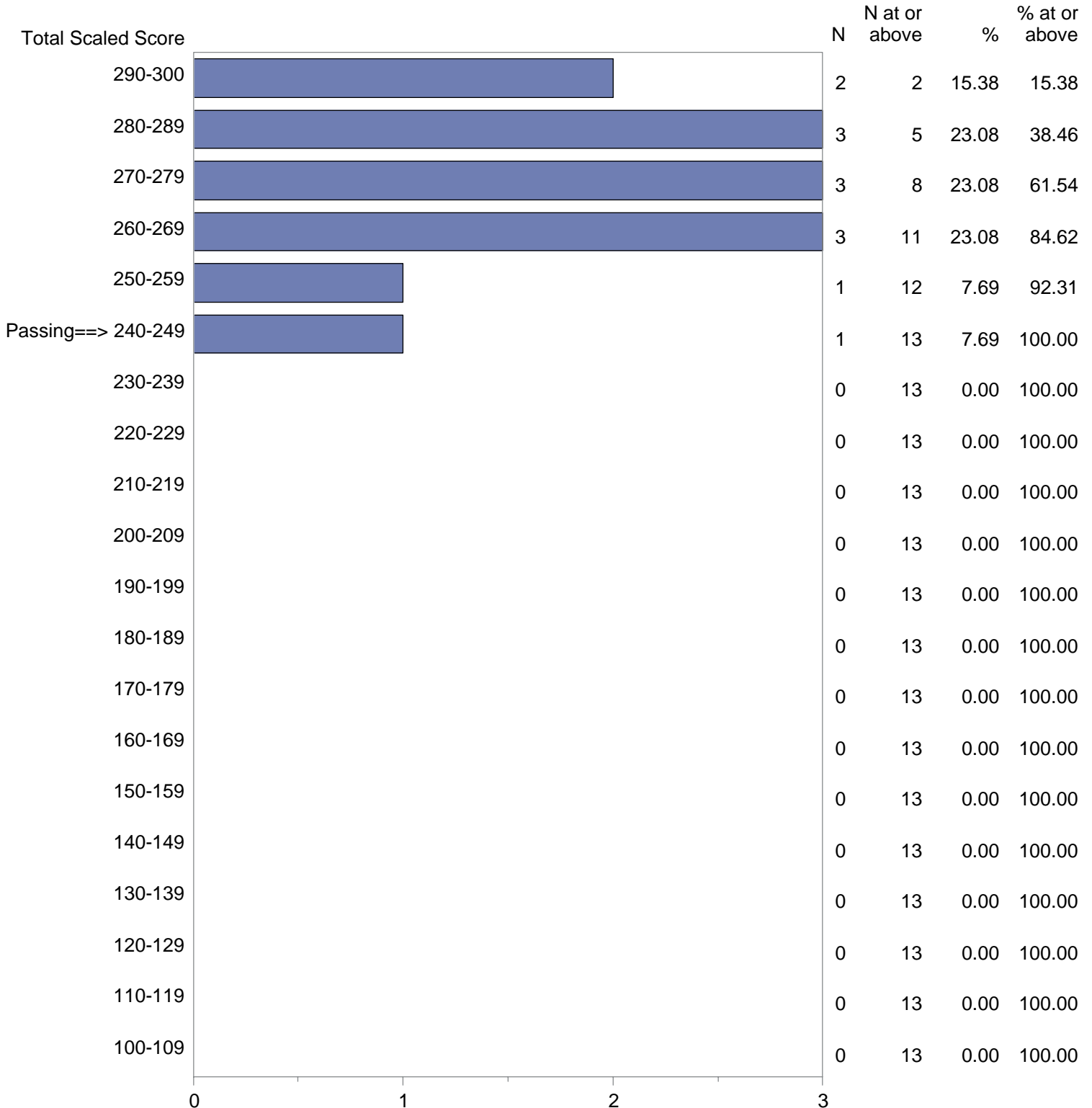
Test Field=113 Physical Education (Grades K-12) Subtest 2



NOTE: The accompanying explanatory notes and interpretive cautions are an integral part of this report.

Minnesota Teacher Licensure Examinations (MTLE)
 September 1, 2019 - August 31, 2020
 Total Scaled Score Distribution by Test Field (All Forms)

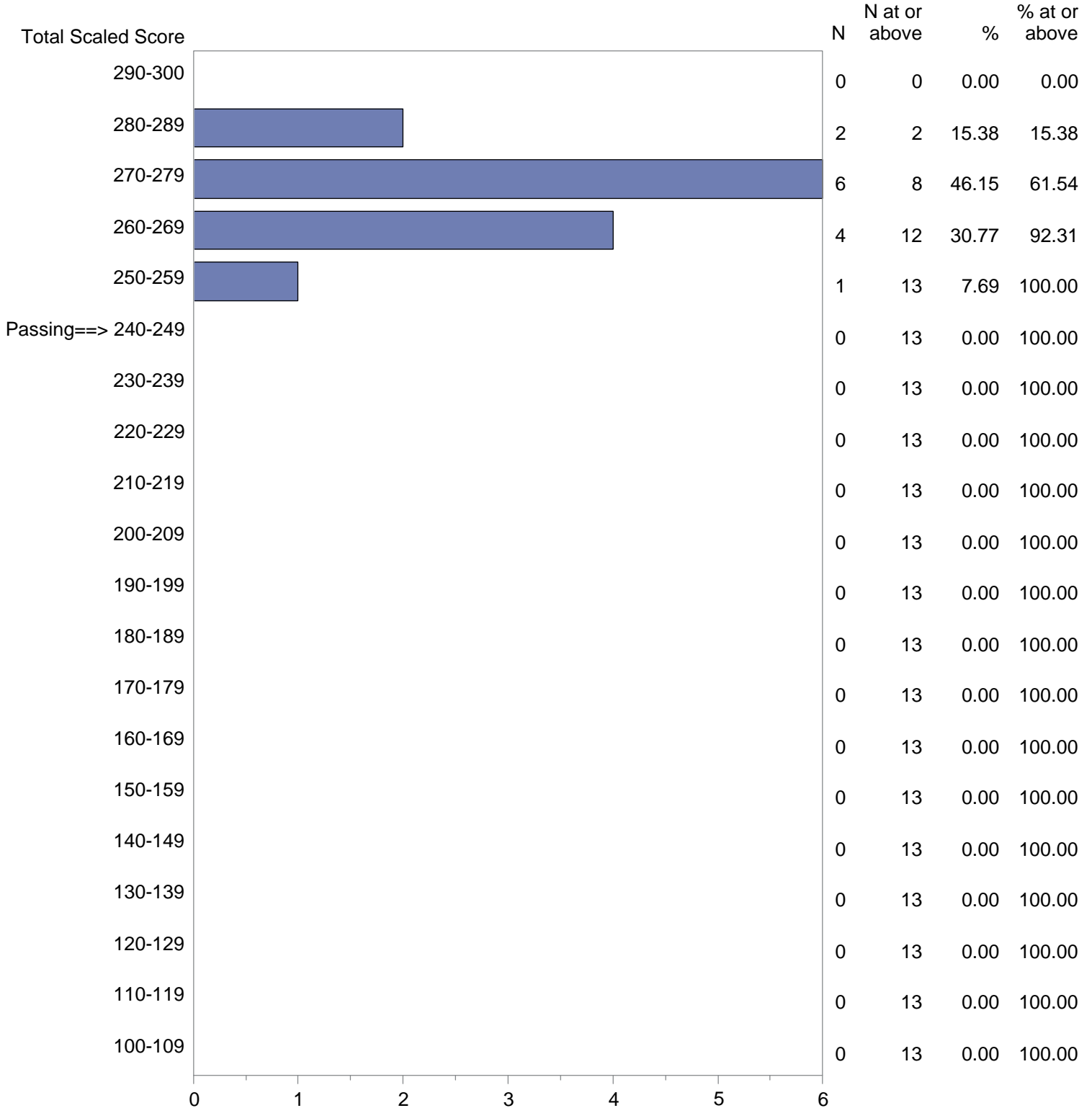
Test Field=130 Computer, Keyboarding, and Related Technology (Grades K-12) Subtest 1



NOTE: The accompanying explanatory notes and interpretive cautions are an integral part of this report.

Minnesota Teacher Licensure Examinations (MTLE)
 September 1, 2019 - August 31, 2020
 Total Scaled Score Distribution by Test Field (All Forms)

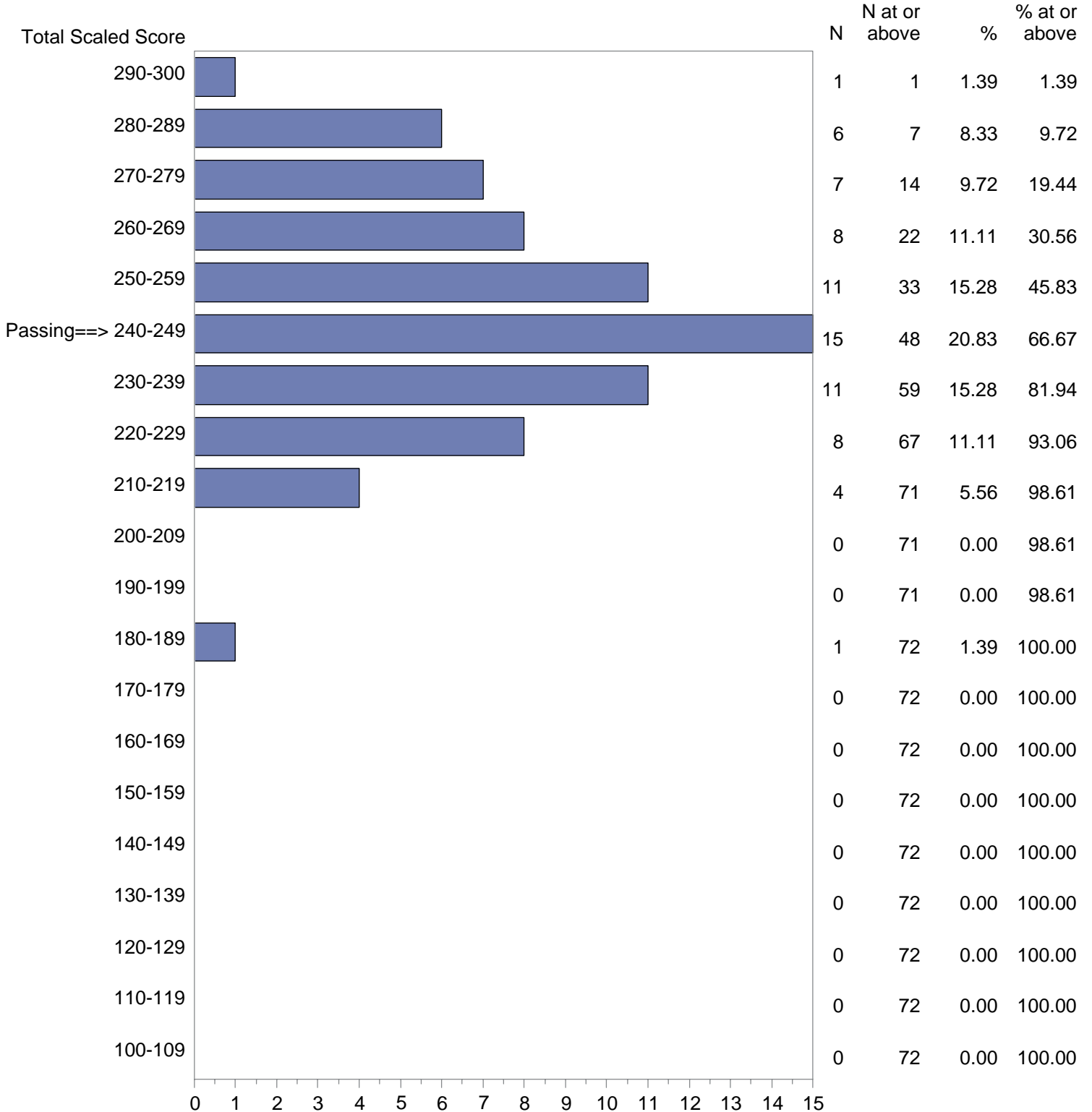
Test Field=131 Computer, Keyboarding, and Related Technology (Grades K-12) Subtest 2



NOTE: The accompanying explanatory notes and interpretive cautions are an integral part of this report.

Minnesota Teacher Licensure Examinations (MTLE)
 September 1, 2019 - August 31, 2020
 Total Scaled Score Distribution by Test Field (All Forms)

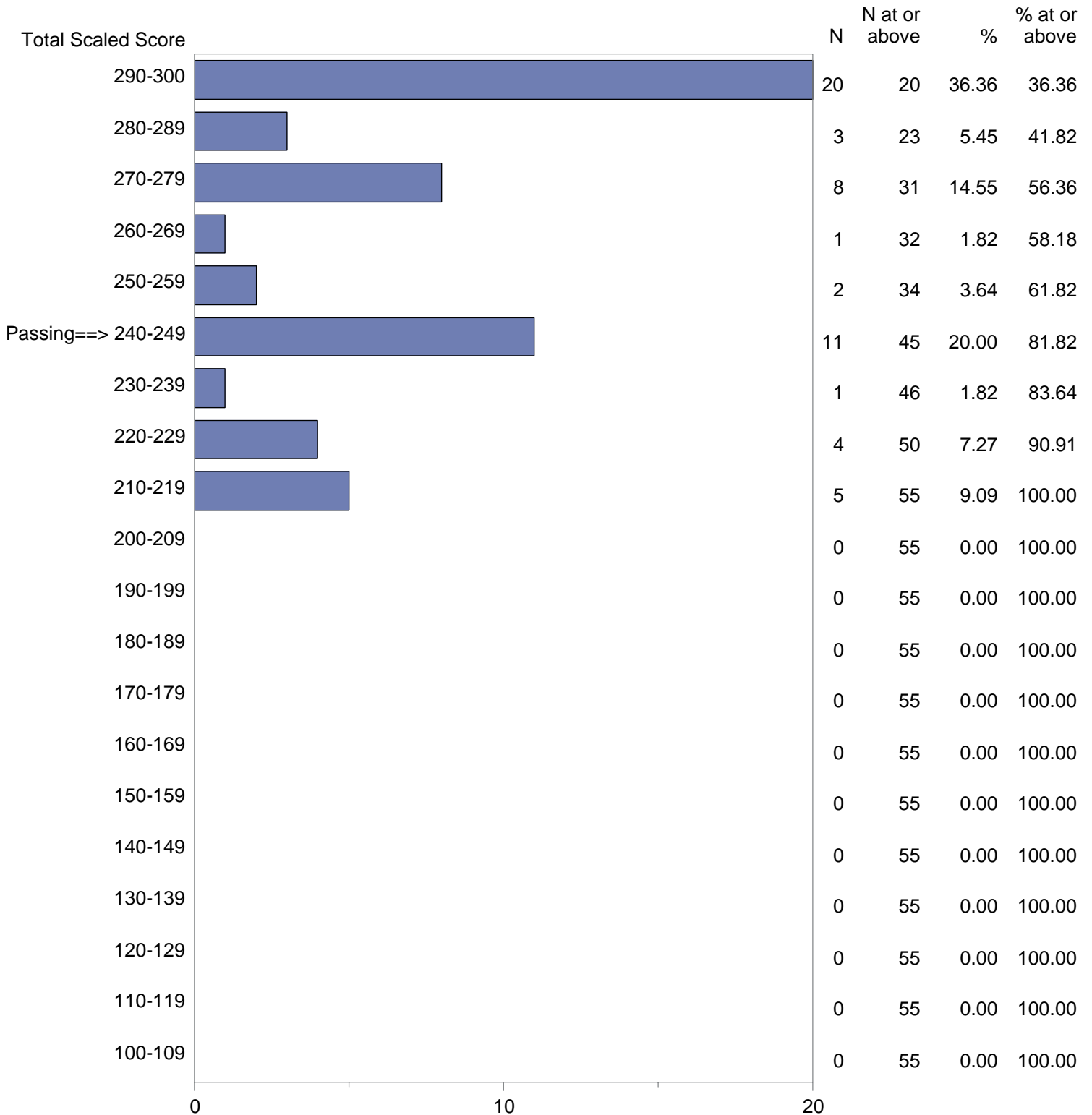
Test Field=164 World Language and Culture: Spanish (Grades K-12) Subtest 1



NOTE: The accompanying explanatory notes and interpretive cautions are an integral part of this report.

Minnesota Teacher Licensure Examinations (MTLE)
 September 1, 2019 - August 31, 2020
 Total Scaled Score Distribution by Test Field (All Forms)

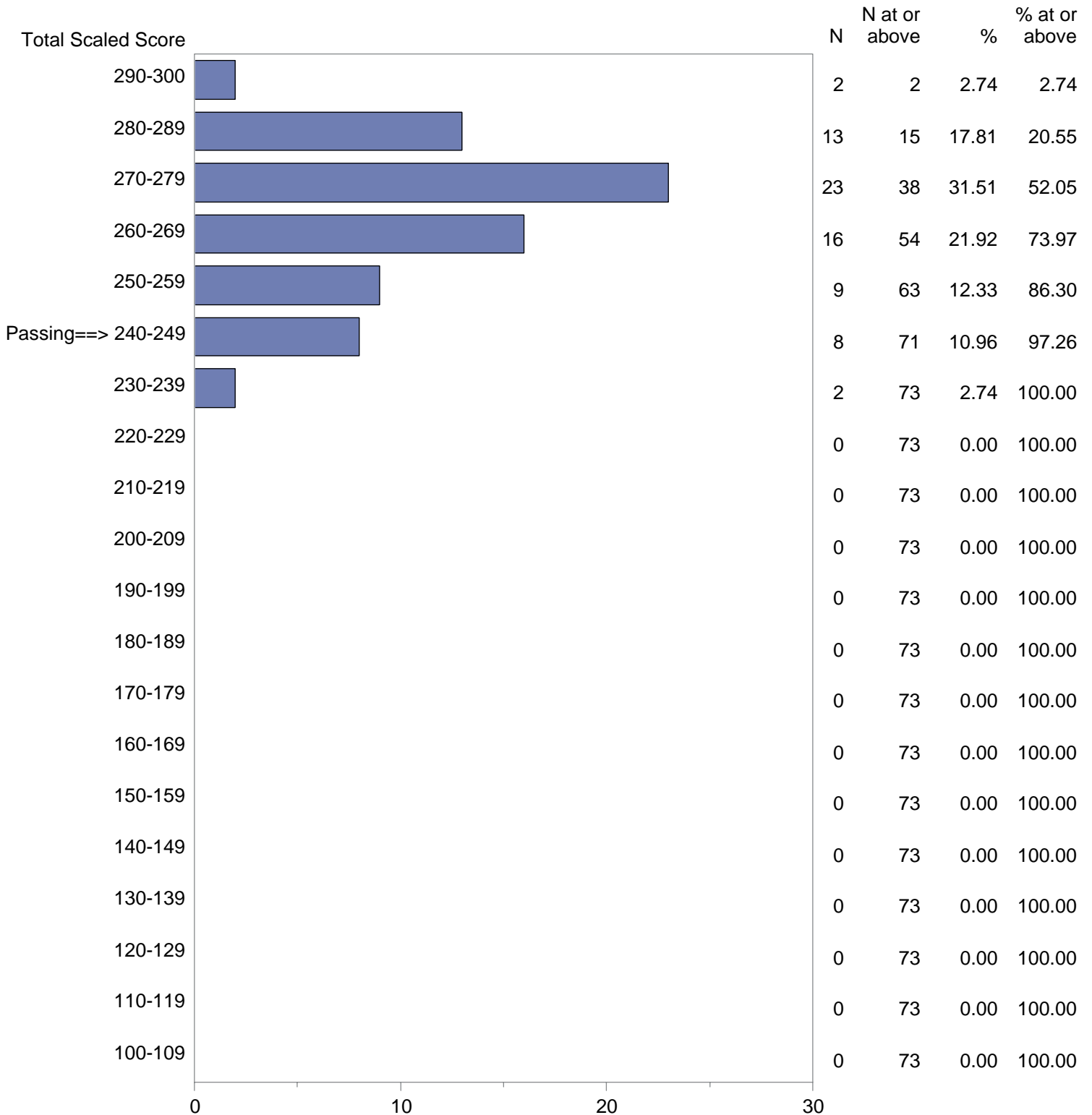
Test Field=165 World Language and Culture: Spanish (Grades K-12) Subtest 2



NOTE: The accompanying explanatory notes and interpretive cautions are an integral part of this report.

Minnesota Teacher Licensure Examinations (MTLE)
 September 1, 2019 - August 31, 2020
 Total Scaled Score Distribution by Test Field (All Forms)

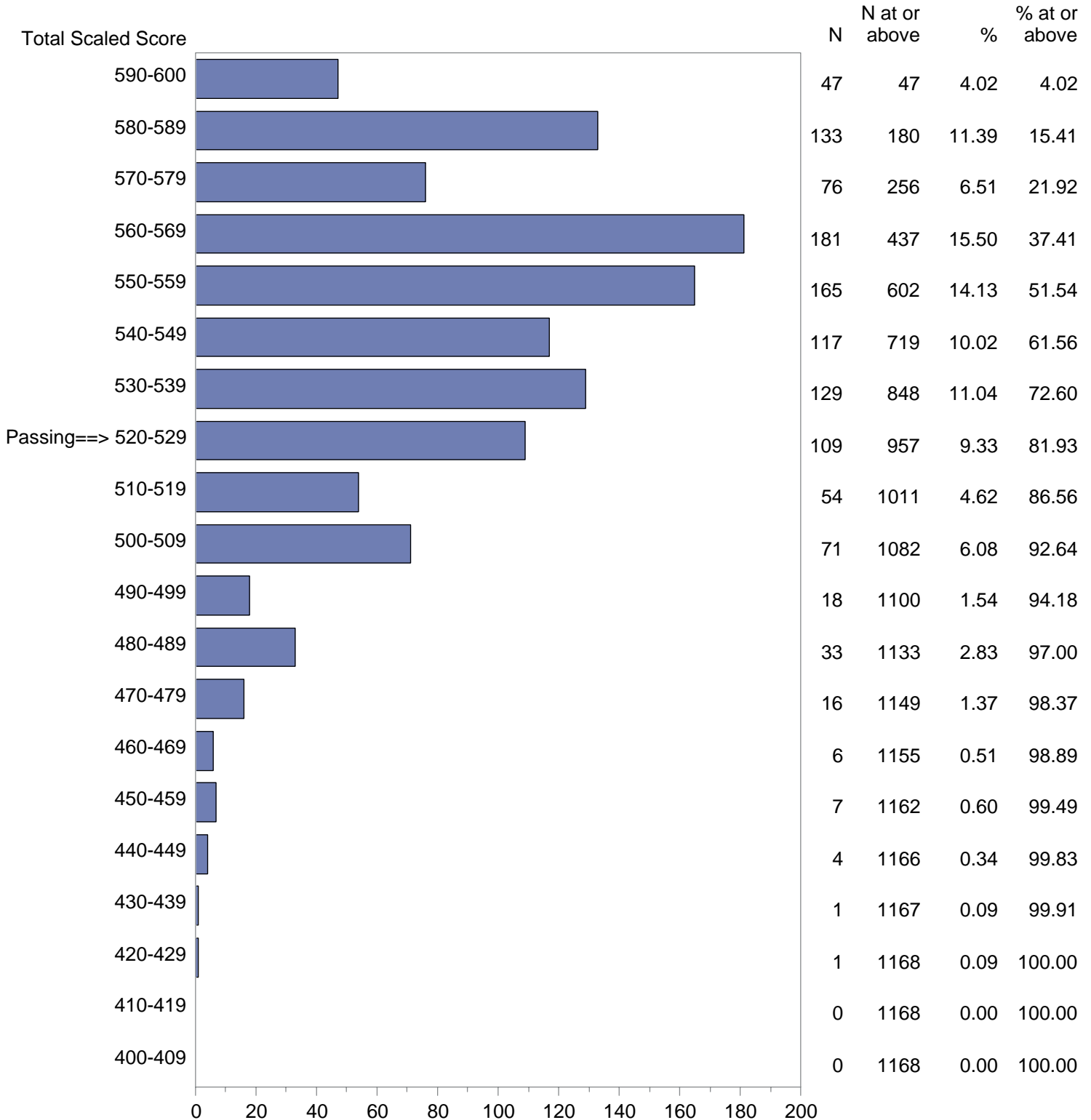
Test Field=185 Vocal Classroom Music (Grades K-12) Subtest 2



NOTE: The accompanying explanatory notes and interpretive cautions are an integral part of this report.

Minnesota Teacher Licensure Examinations (MTLE)
 September 1, 2019 - August 31, 2020
 Total Scaled Score Distribution by Test Field (All Forms)

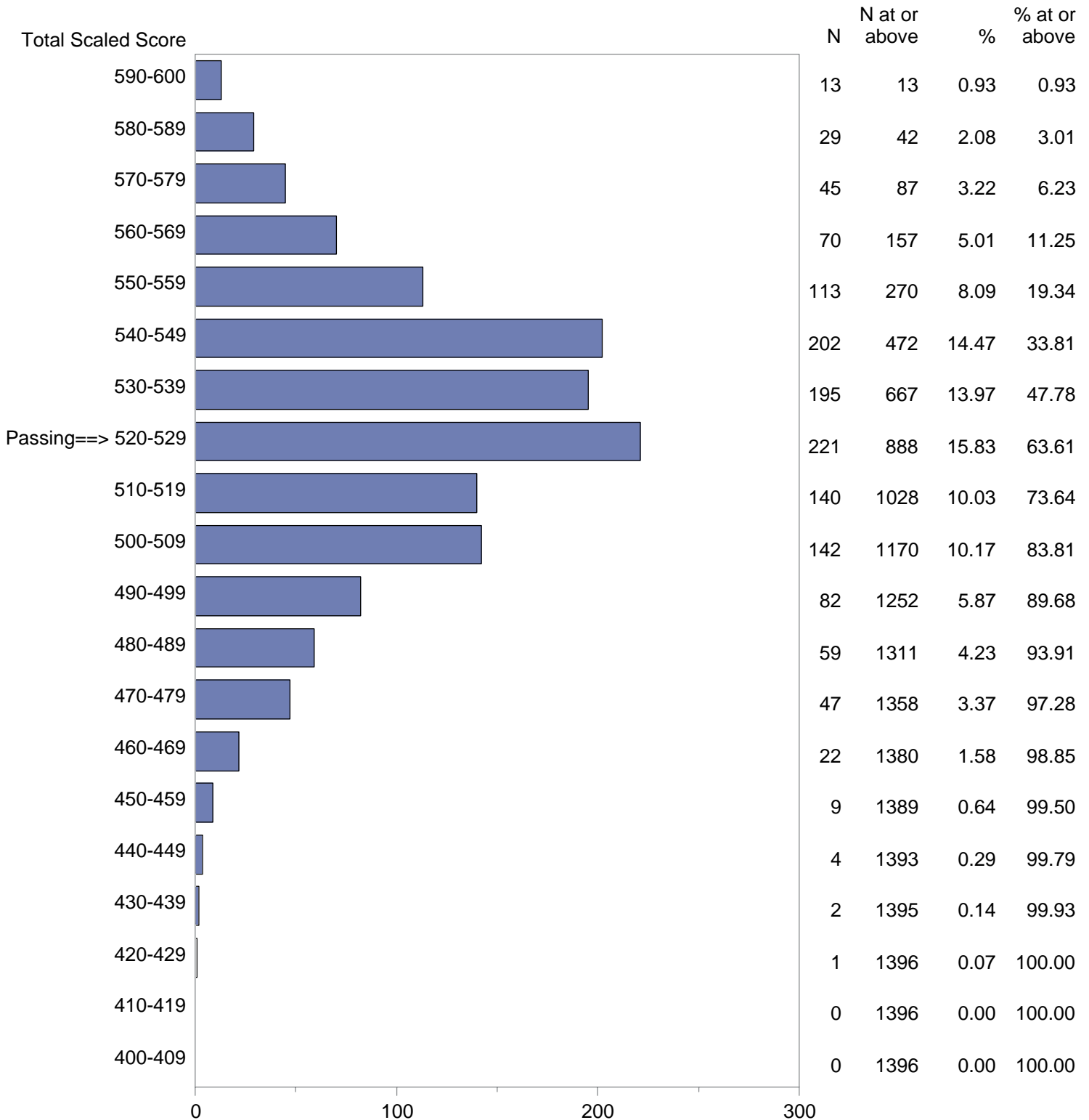
Test Field=188 MN NES Essential Academic Skills I: Reading



NOTE: The accompanying explanatory notes and interpretive cautions are an integral part of this report.

Minnesota Teacher Licensure Examinations (MTLE)
 September 1, 2019 - August 31, 2020
 Total Scaled Score Distribution by Test Field (All Forms)

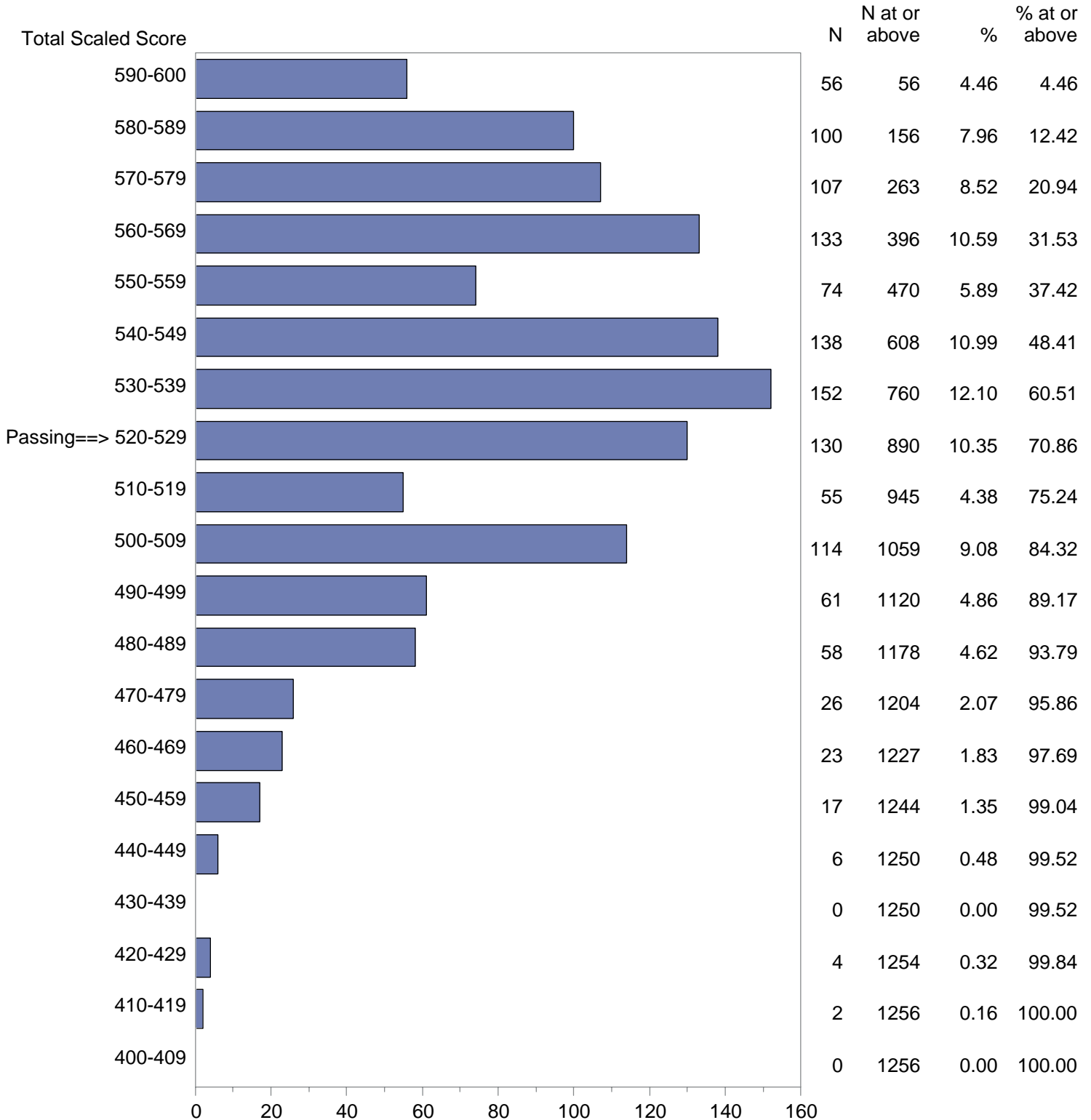
Test Field=189 MN NES Essential Academic Skills II: Writing



NOTE: The accompanying explanatory notes and interpretive cautions are an integral part of this report.

Minnesota Teacher Licensure Examinations (MTLE)
 September 1, 2019 - August 31, 2020
 Total Scaled Score Distribution by Test Field (All Forms)

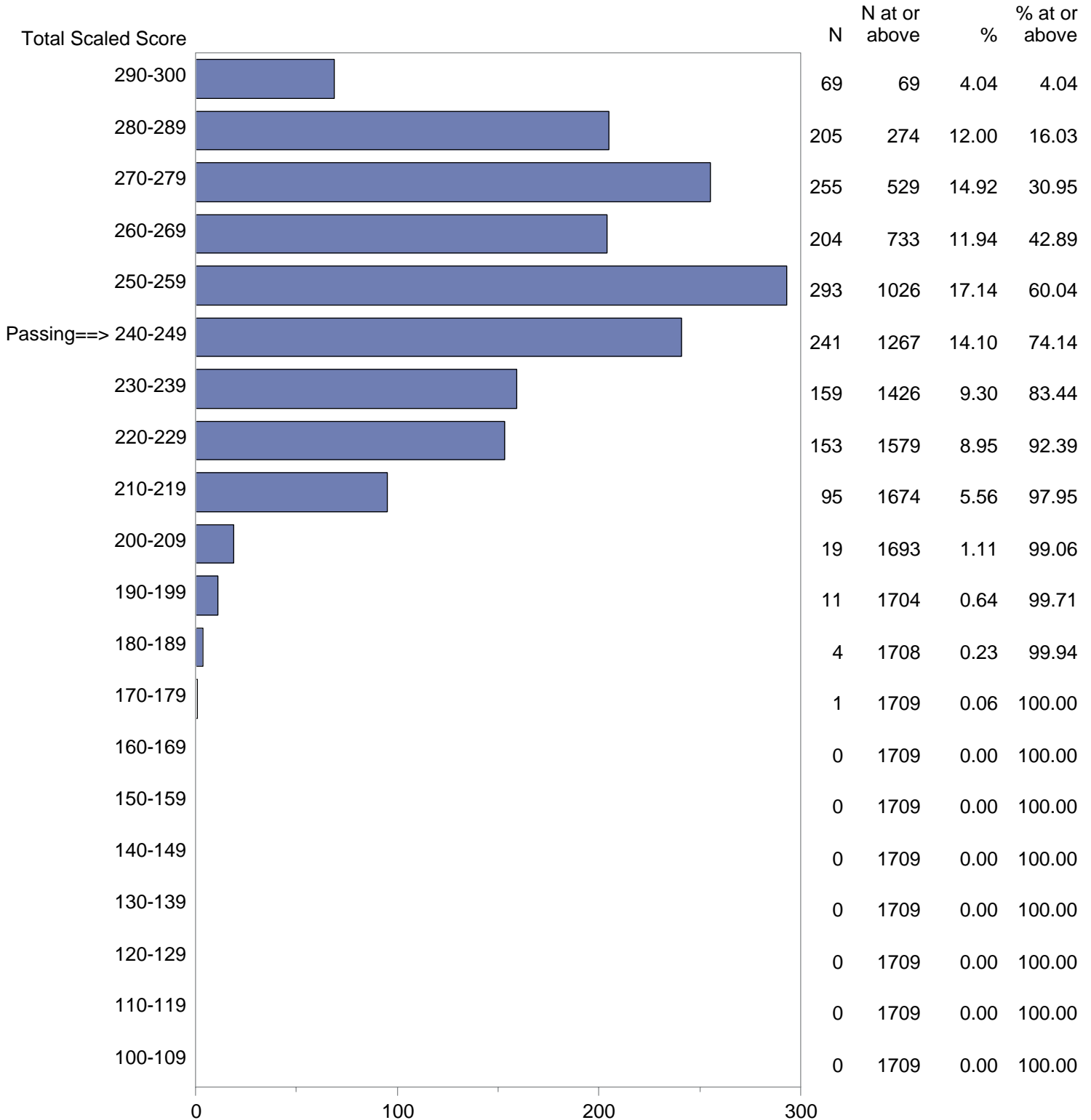
Test Field=190 MN NES Essential Academic Skills III: Mathematics



NOTE: The accompanying explanatory notes and interpretive cautions are an integral part of this report.

Minnesota Teacher Licensure Examinations (MTLE)
 September 1, 2019 - August 31, 2020
 Total Scaled Score Distribution by Test Field (All Forms)

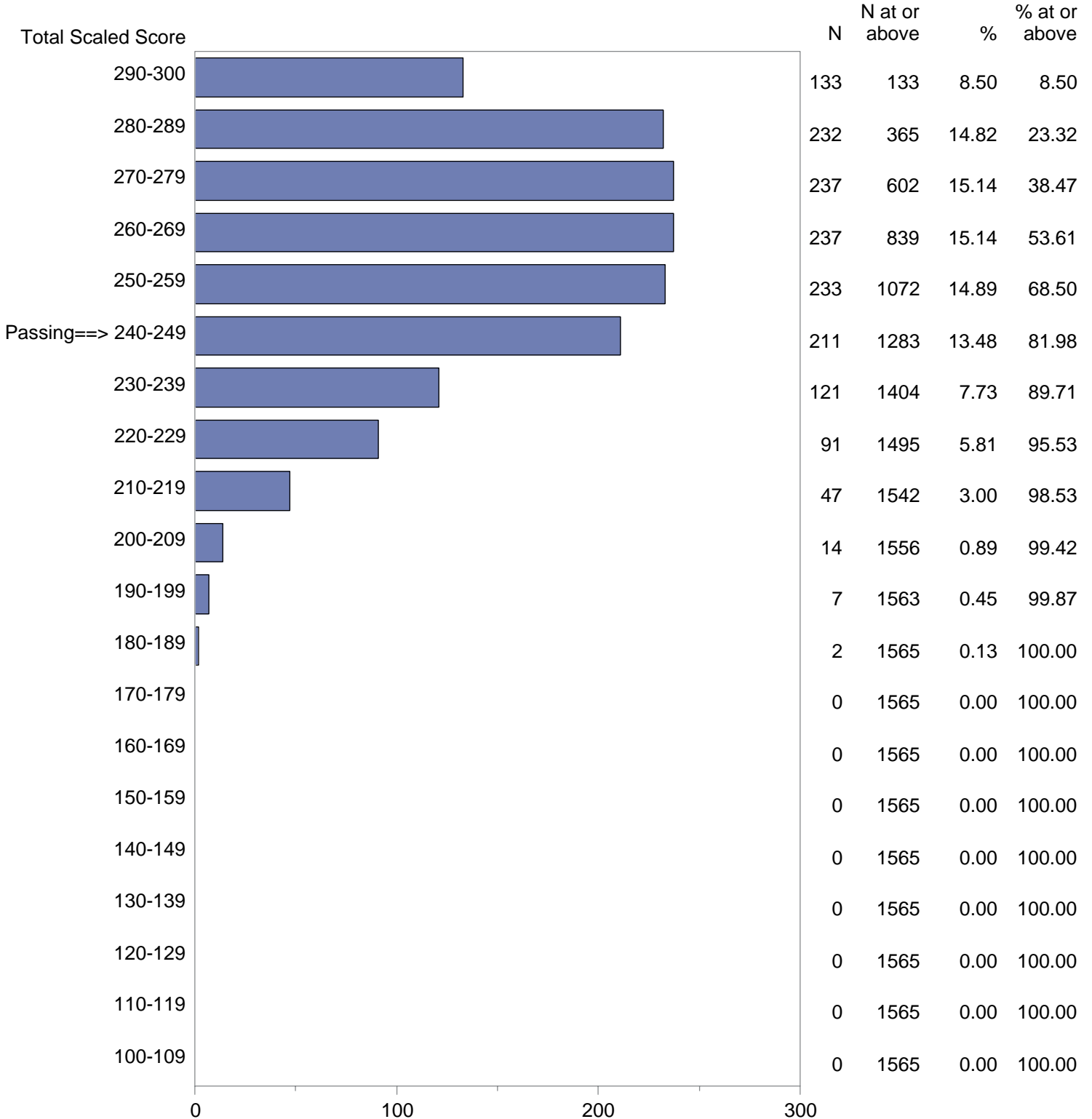
Test Field=191 Elementary Education (Grades K-6) Subtest 1



NOTE: The accompanying explanatory notes and interpretive cautions are an integral part of this report.

Minnesota Teacher Licensure Examinations (MTLE)
 September 1, 2019 - August 31, 2020
 Total Scaled Score Distribution by Test Field (All Forms)

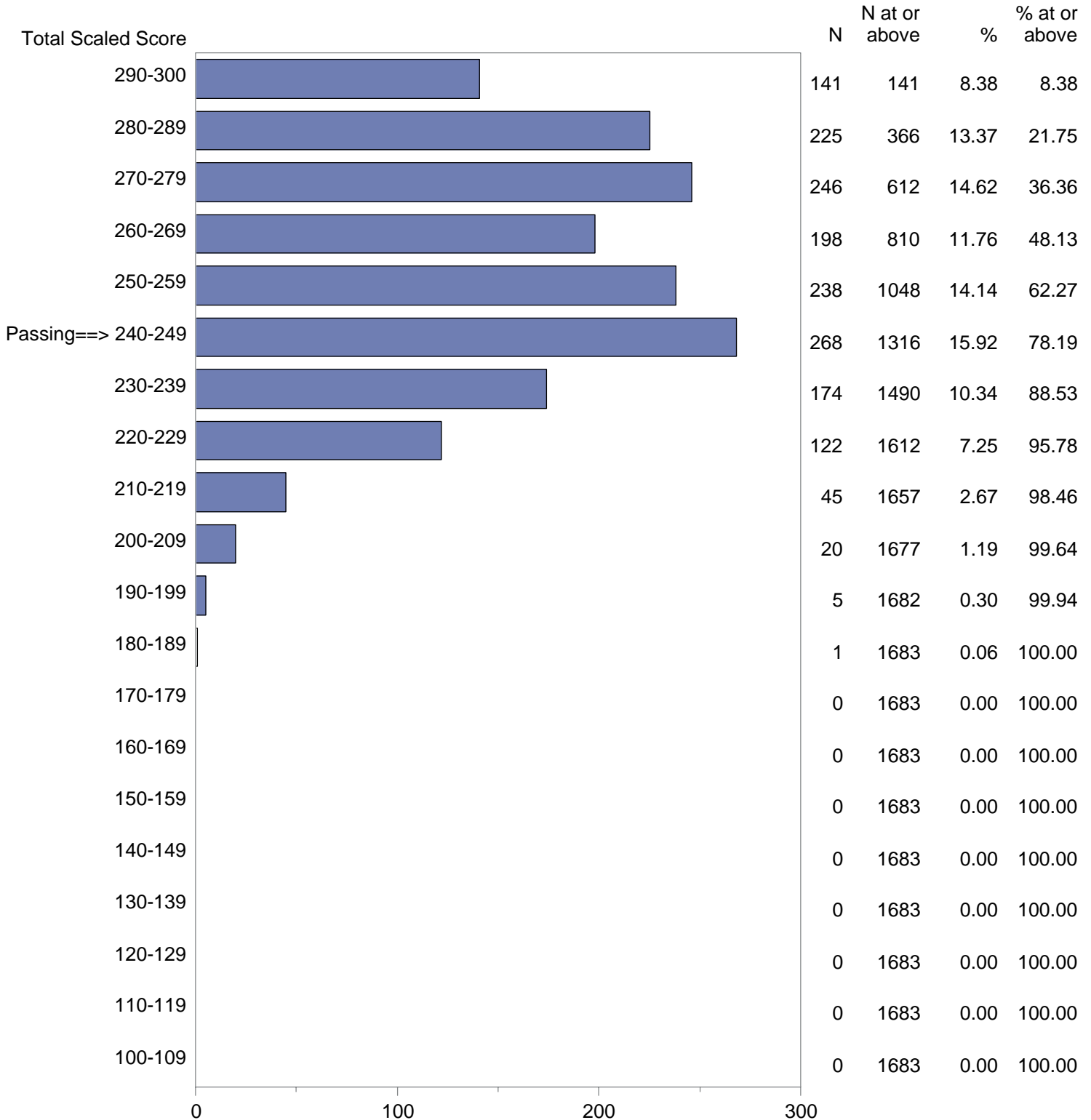
Test Field=192 Elementary Education (Grades K-6) Subtest 2



NOTE: The accompanying explanatory notes and interpretive cautions are an integral part of this report.

Minnesota Teacher Licensure Examinations (MTLE)
 September 1, 2019 - August 31, 2020
 Total Scaled Score Distribution by Test Field (All Forms)

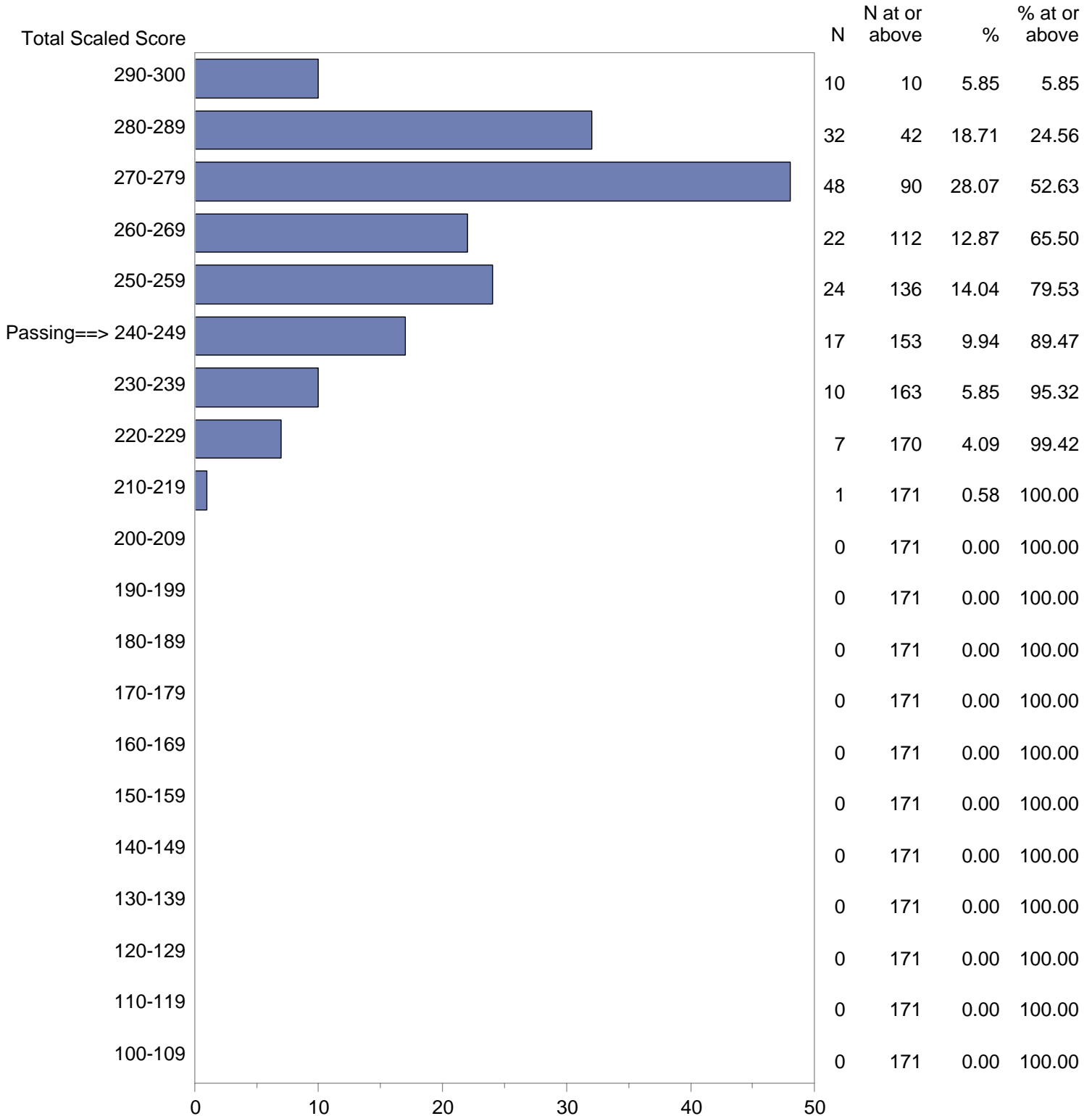
Test Field=193 Elementary Education (Grades K-6) Subtest 3



NOTE: The accompanying explanatory notes and interpretive cautions are an integral part of this report.

Minnesota Teacher Licensure Examinations (MTLE)
 September 1, 2019 - August 31, 2020
 Total Scaled Score Distribution by Test Field (All Forms)

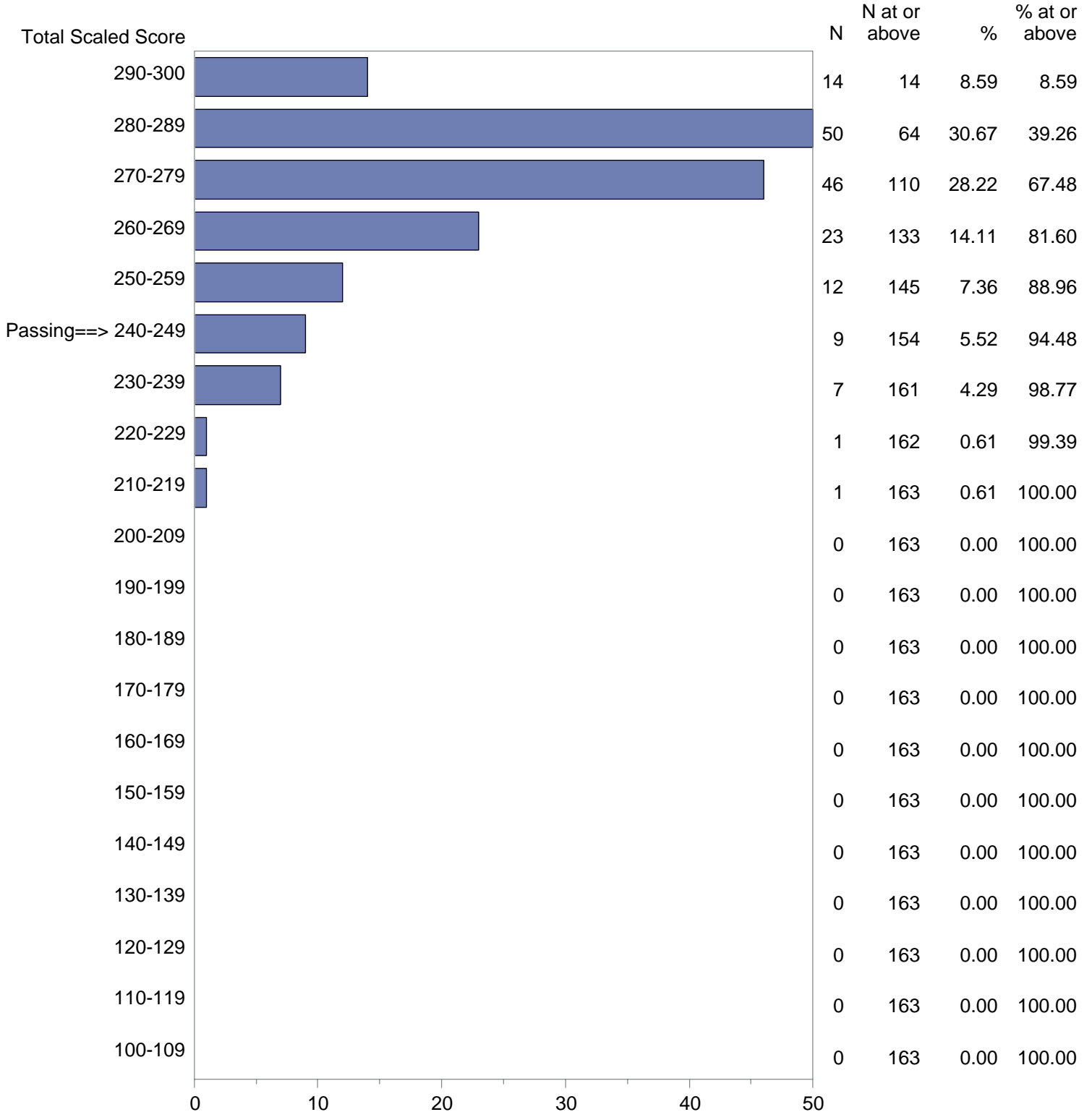
Test Field=194 English as a Second Language (Grades K-12) Subtest 1



NOTE: The accompanying explanatory notes and interpretive cautions are an integral part of this report.

Minnesota Teacher Licensure Examinations (MTLE)
 September 1, 2019 - August 31, 2020
 Total Scaled Score Distribution by Test Field (All Forms)

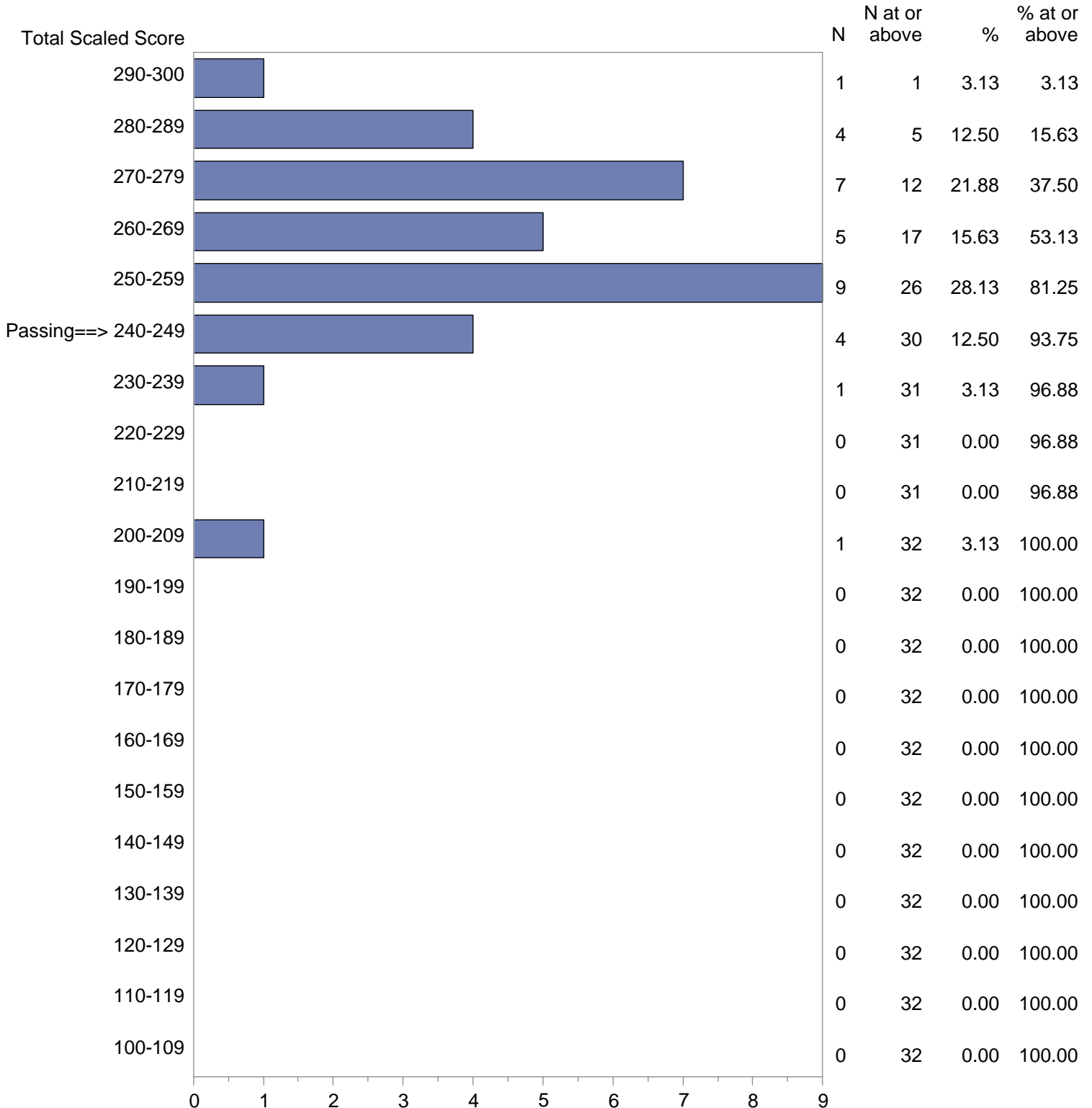
Test Field=195 English as a Second Language (Grades K-12) Subtest 2



NOTE: The accompanying explanatory notes and interpretive cautions are an integral part of this report.

Minnesota Teacher Licensure Examinations (MTLE)
 September 1, 2019 - August 31, 2020
 Total Scaled Score Distribution by Test Field (All Forms)

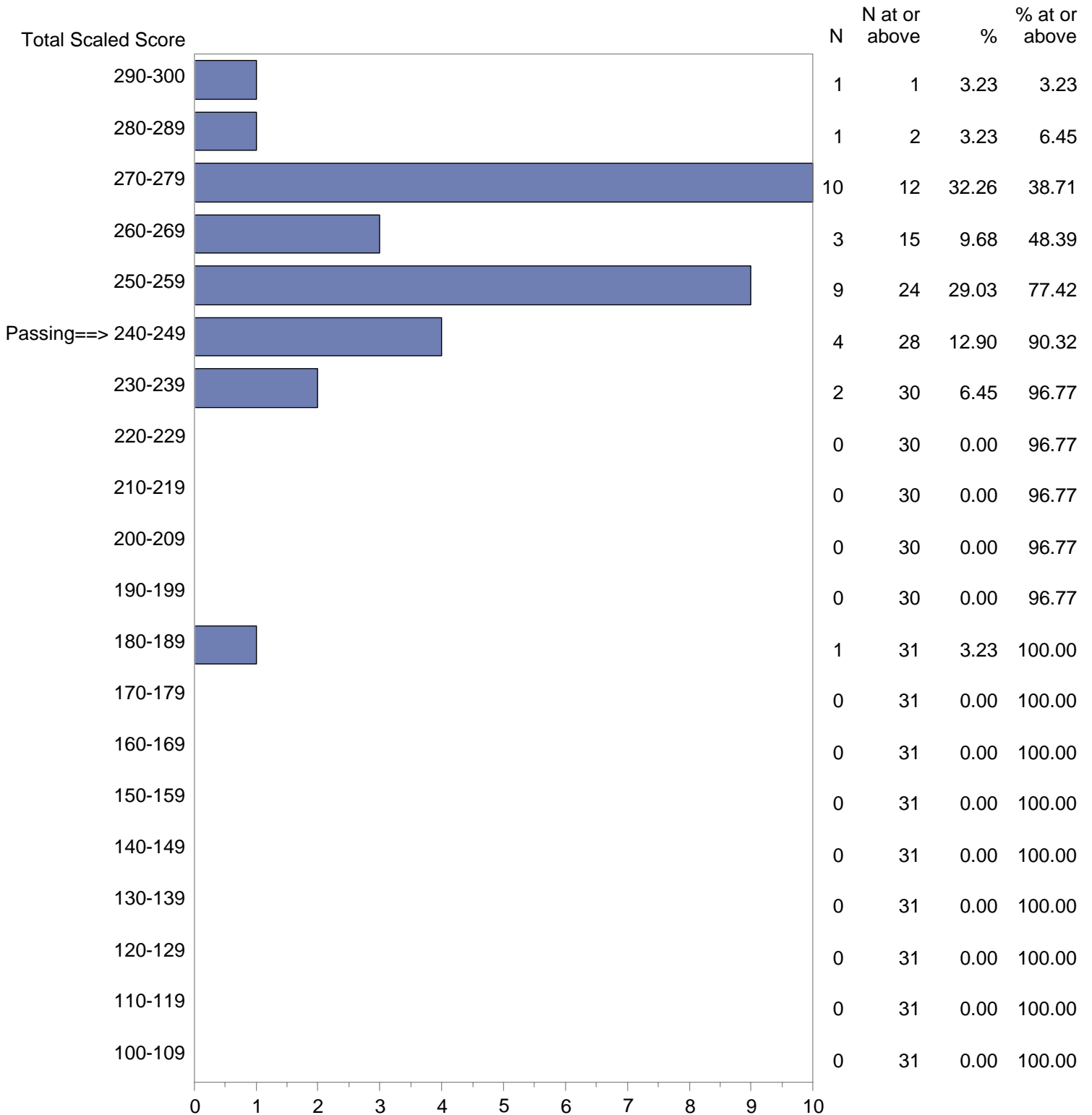
Test Field=196 Middle Level Communication Arts/Literature (Grades 5-8) Subtest 1



NOTE: The accompanying explanatory notes and interpretive cautions are an integral part of this report.

Minnesota Teacher Licensure Examinations (MTLE)
 September 1, 2019 - August 31, 2020
 Total Scaled Score Distribution by Test Field (All Forms)

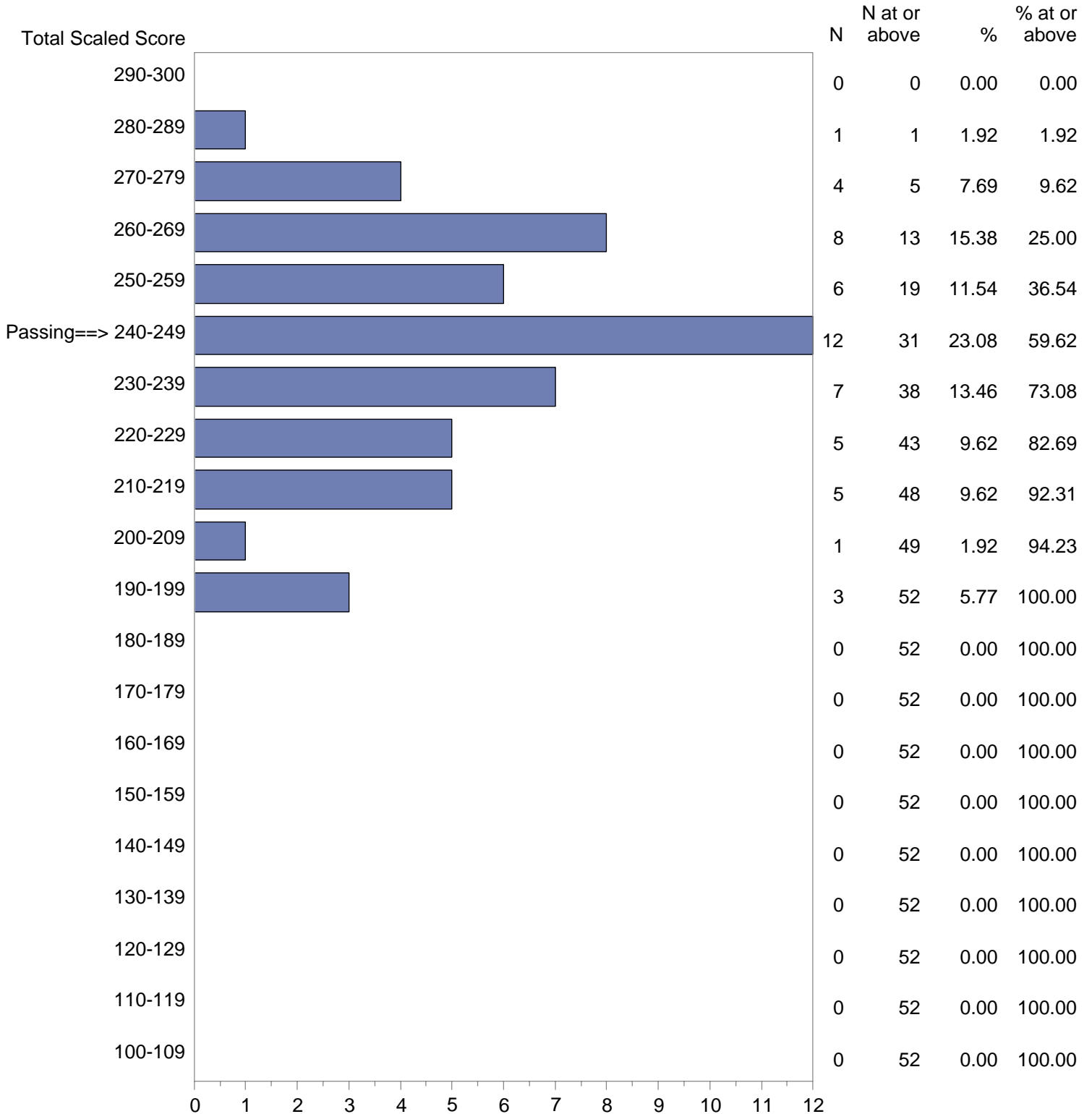
Test Field=197 Middle Level Communication Arts/Literature (Grades 5-8) Subtest 2



NOTE: The accompanying explanatory notes and interpretive cautions are an integral part of this report.

Minnesota Teacher Licensure Examinations (MTLE)
 September 1, 2019 - August 31, 2020
 Total Scaled Score Distribution by Test Field (All Forms)

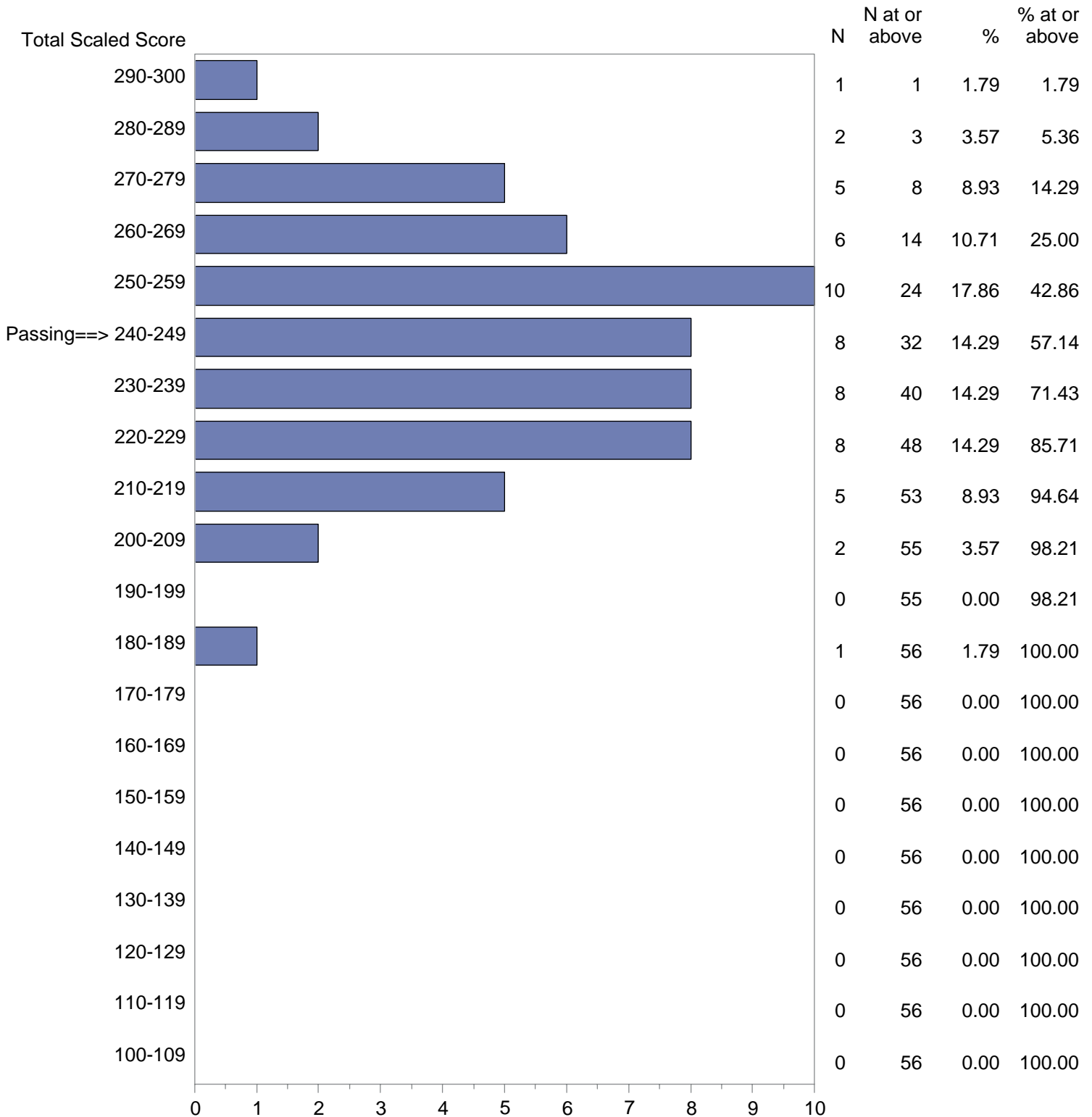
Test Field=198 PrePrimary (Age 3 to Prekindergarten) Subtest 1



NOTE: The accompanying explanatory notes and interpretive cautions are an integral part of this report.

Minnesota Teacher Licensure Examinations (MTLE)
 September 1, 2019 - August 31, 2020
 Total Scaled Score Distribution by Test Field (All Forms)

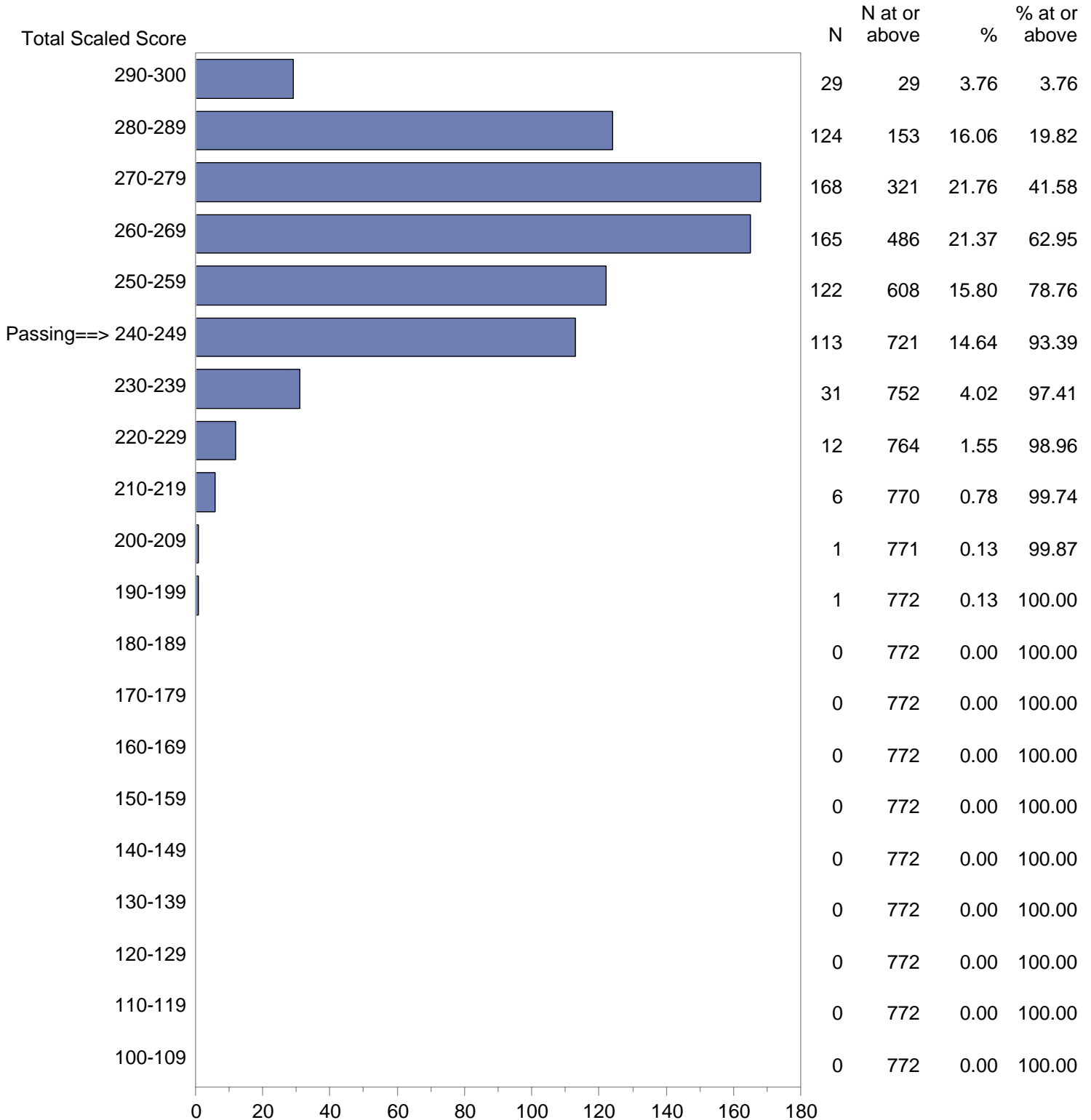
Test Field=199 PrePrimary (Age 3 to Prekindergarten) Subtest 2



NOTE: The accompanying explanatory notes and interpretive cautions are an integral part of this report.

Minnesota Teacher Licensure Examinations (MTLE)
 September 1, 2019 - August 31, 2020
 Total Scaled Score Distribution by Test Field (All Forms)

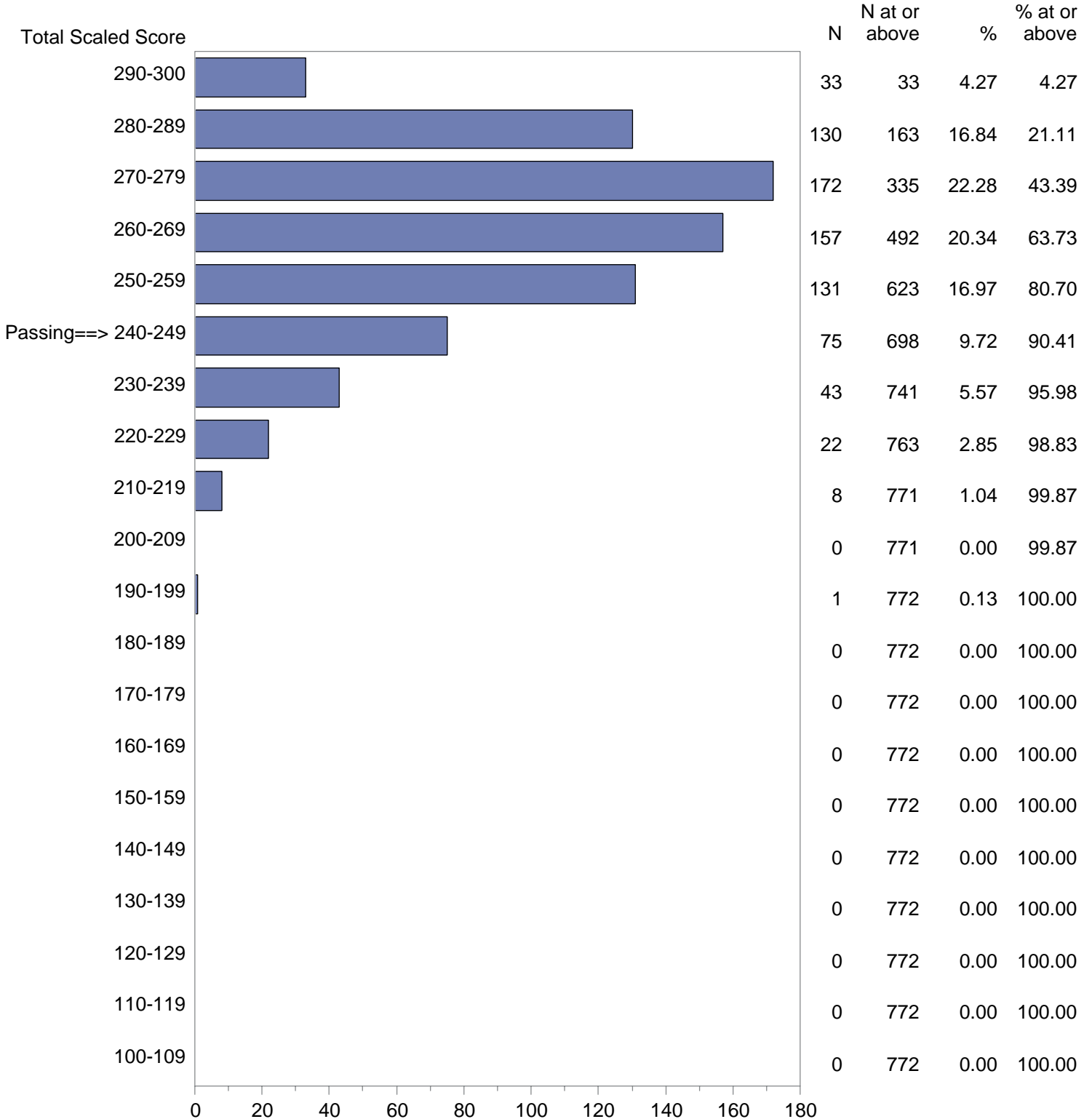
Test Field=200 Special Education Core Skills (Birth to Age 21) Subtest 1



NOTE: The accompanying explanatory notes and interpretive cautions are an integral part of this report.

Minnesota Teacher Licensure Examinations (MTLE)
 September 1, 2019 - August 31, 2020
 Total Scaled Score Distribution by Test Field (All Forms)

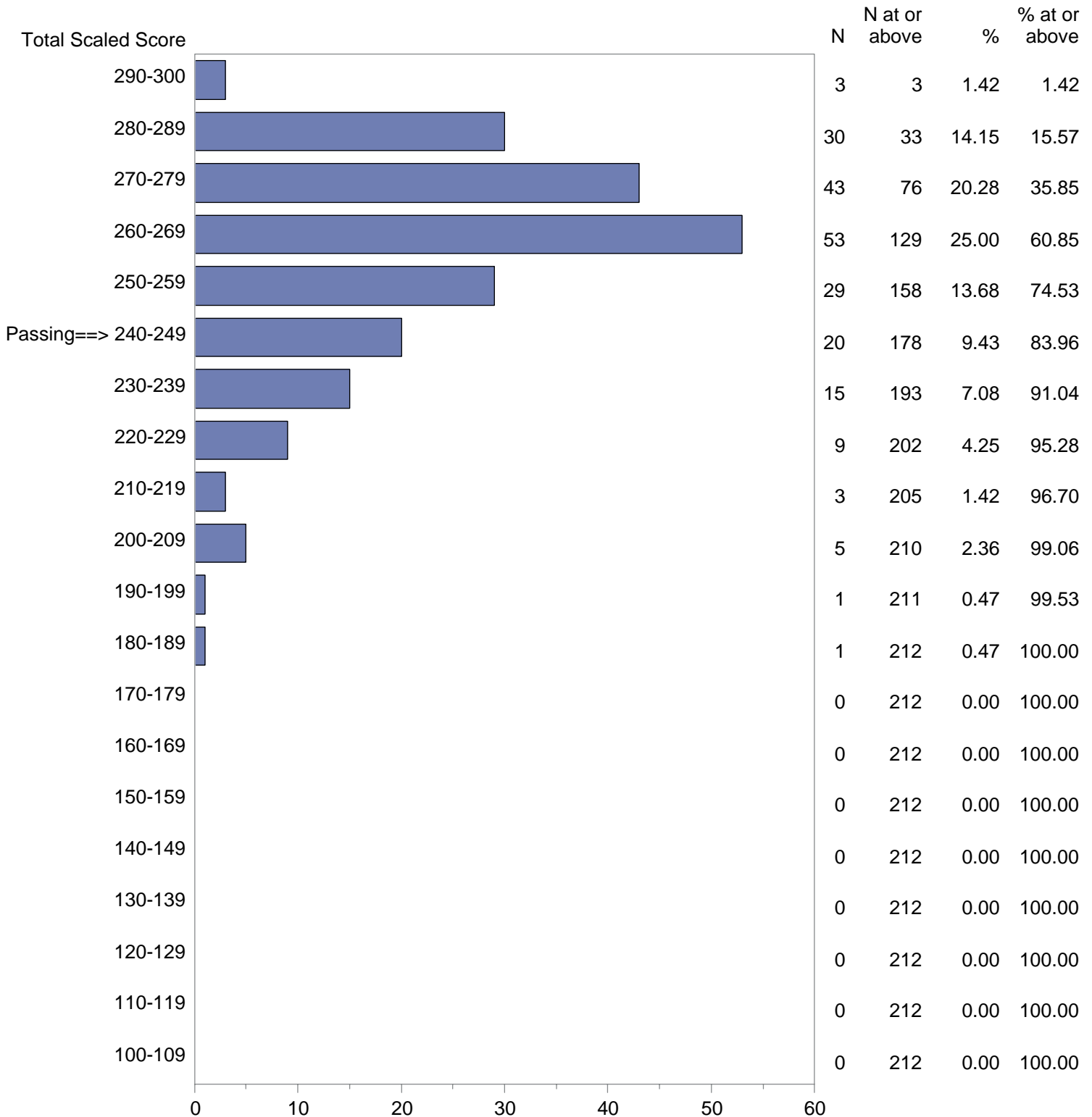
Test Field=201 Special Education Core Skills (Birth to Age 21) Subtest 2



NOTE: The accompanying explanatory notes and interpretive cautions are an integral part of this report.

Minnesota Teacher Licensure Examinations (MTLE)
 September 1, 2019 - August 31, 2020
 Total Scaled Score Distribution by Test Field (All Forms)

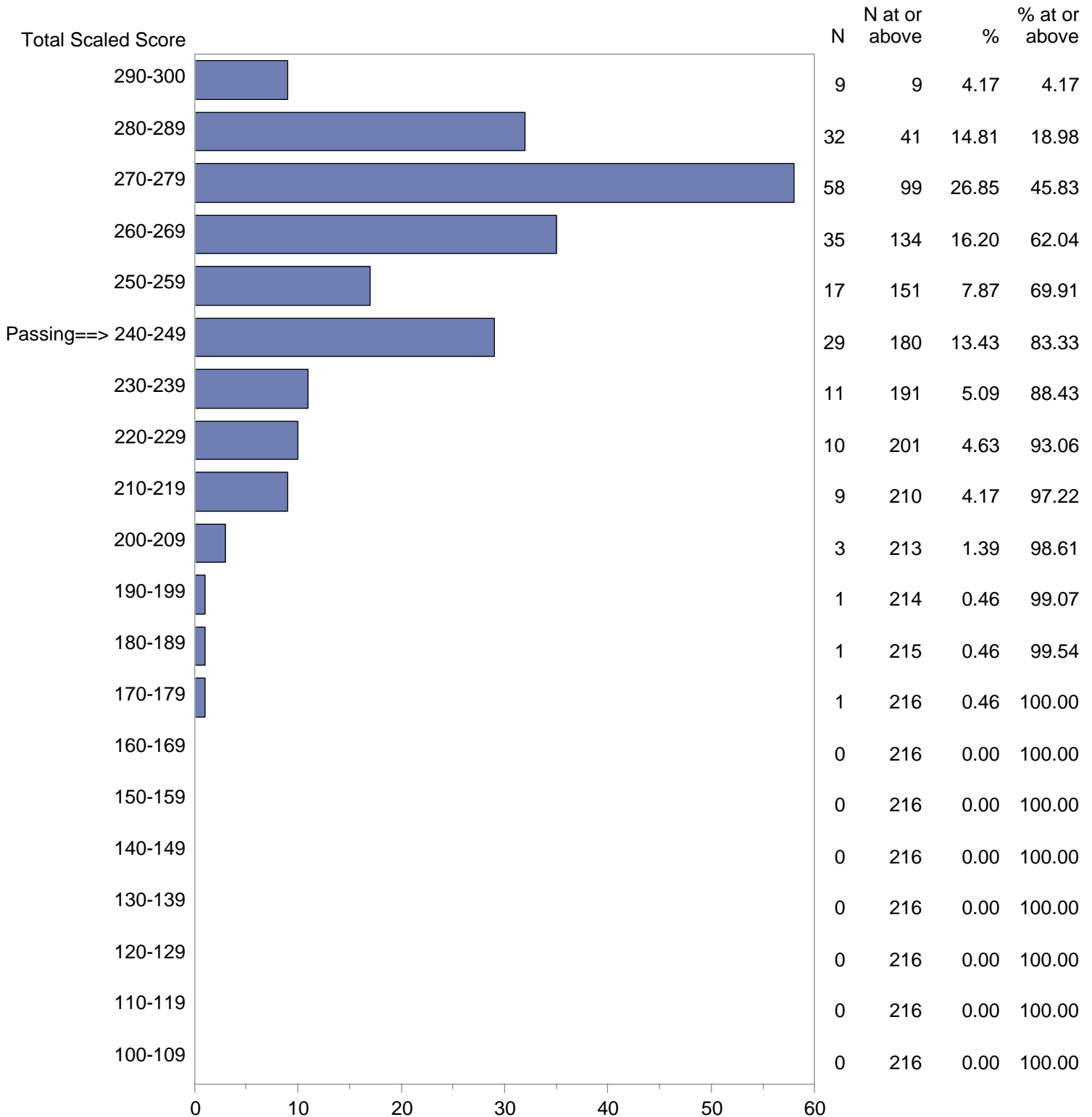
Test Field=202 Communication Arts/Literature (Grades 5-12) Subtest 1



NOTE: The accompanying explanatory notes and interpretive cautions are an integral part of this report.

Minnesota Teacher Licensure Examinations (MTLE)
 September 1, 2019 - August 31, 2020
 Total Scaled Score Distribution by Test Field (All Forms)

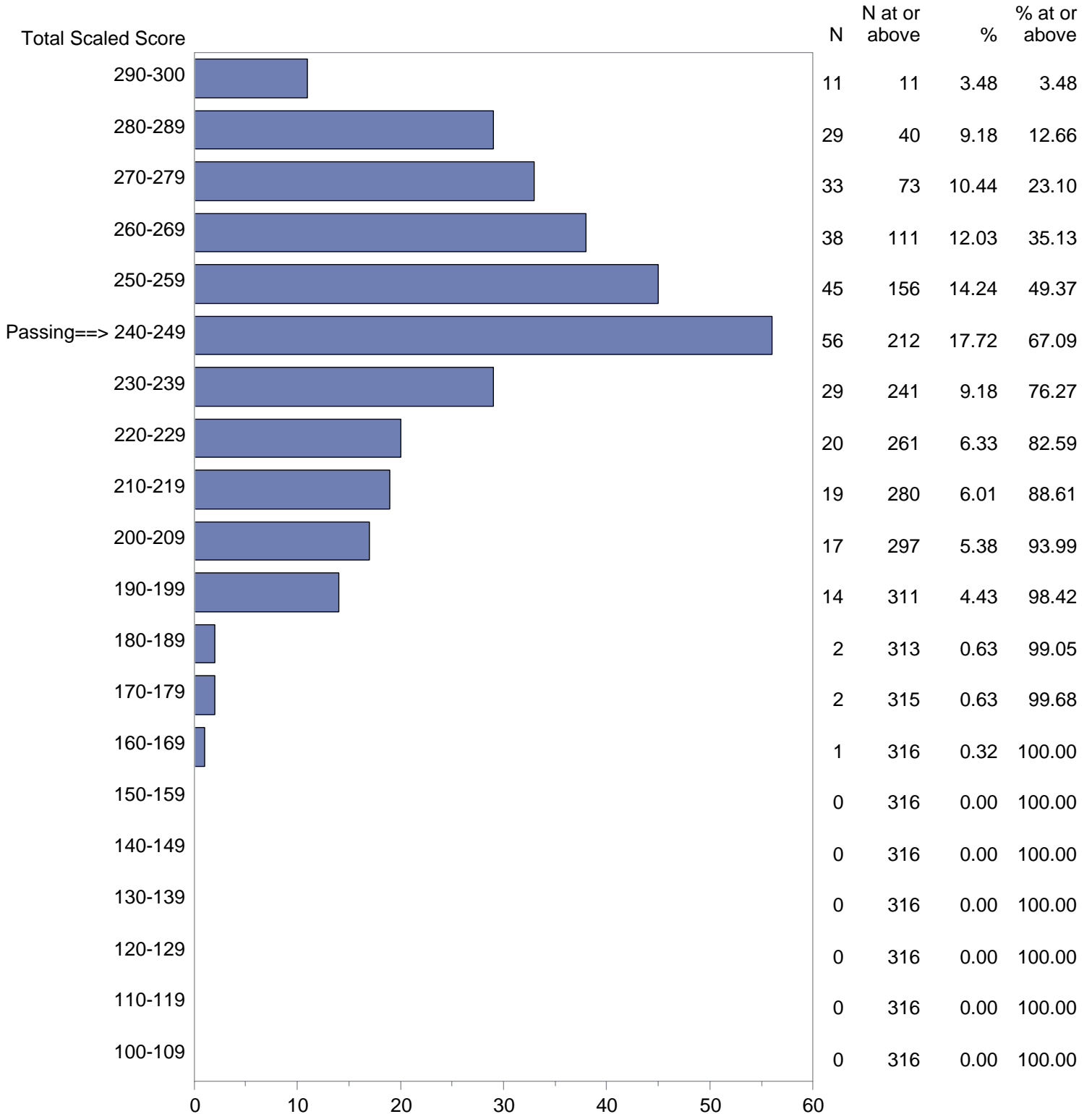
Test Field=203 Communication Arts/Literature (Grades 5-12) Subtest 2



NOTE: The accompanying explanatory notes and interpretive cautions are an integral part of this report.

Minnesota Teacher Licensure Examinations (MTLE)
September 1, 2019 - August 31, 2020
Total Scaled Score Distribution by Test Field (All Forms)

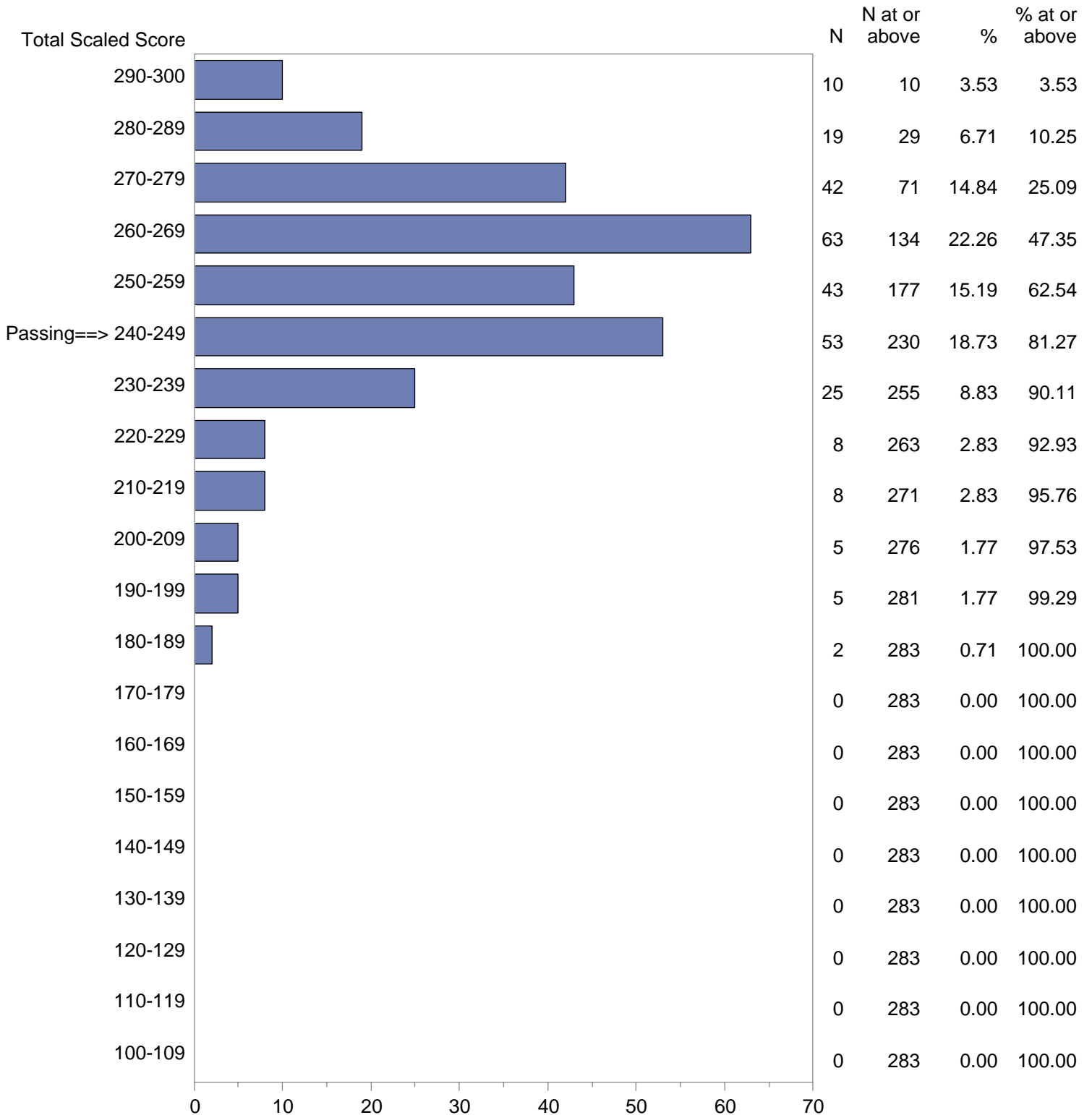
Test Field=204 Early Childhood Education (Birth to Grade 3) Subtest 1



NOTE: The accompanying explanatory notes and interpretive cautions are an integral part of this report.

Minnesota Teacher Licensure Examinations (MTLE)
 September 1, 2019 - August 31, 2020
 Total Scaled Score Distribution by Test Field (All Forms)

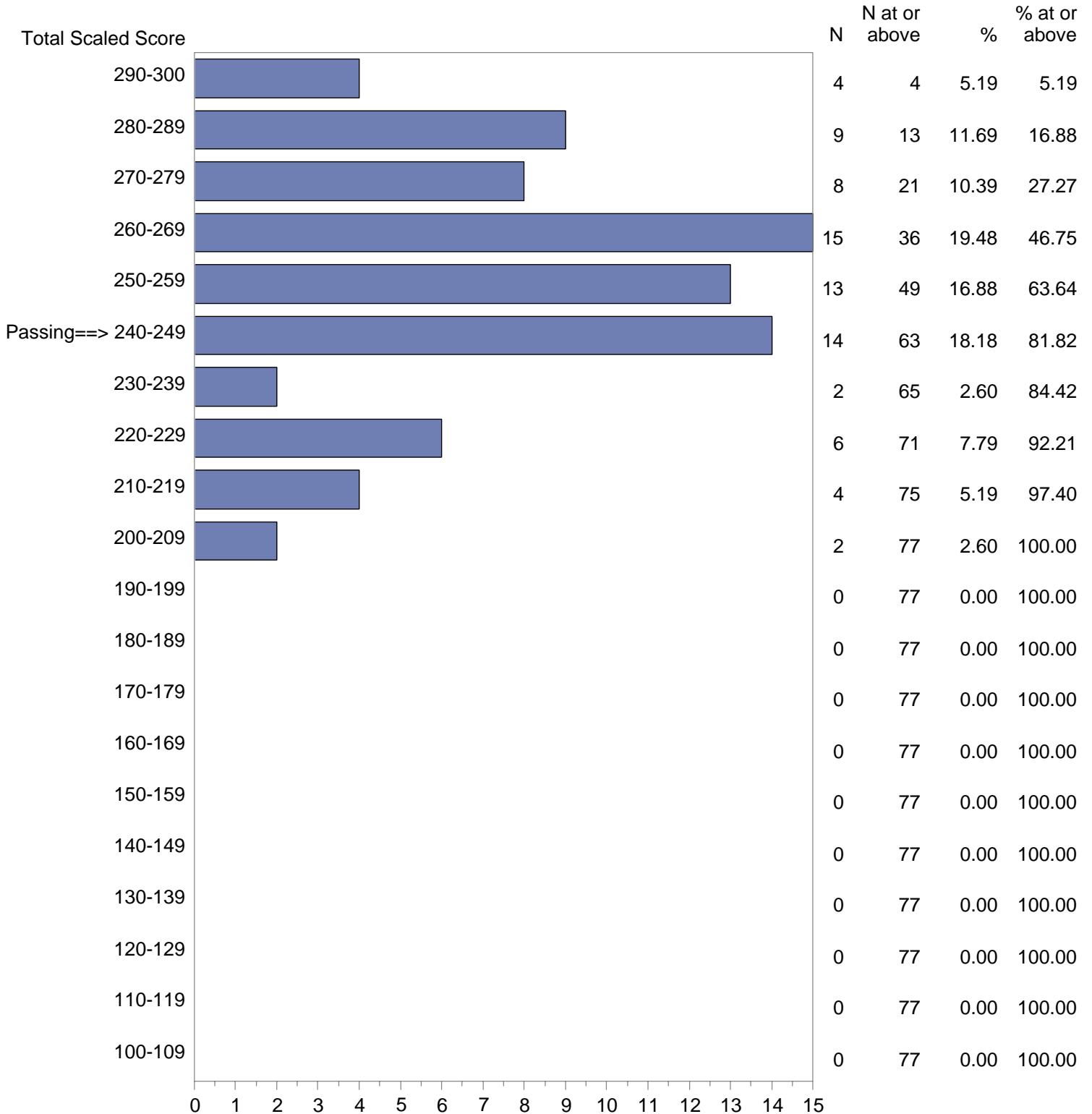
Test Field=205 Early Childhood Education (Birth to Grade 3) Subtest 2



NOTE: The accompanying explanatory notes and interpretive cautions are an integral part of this report.

Minnesota Teacher Licensure Examinations (MTLE)
 September 1, 2019 - August 31, 2020
 Total Scaled Score Distribution by Test Field (All Forms)

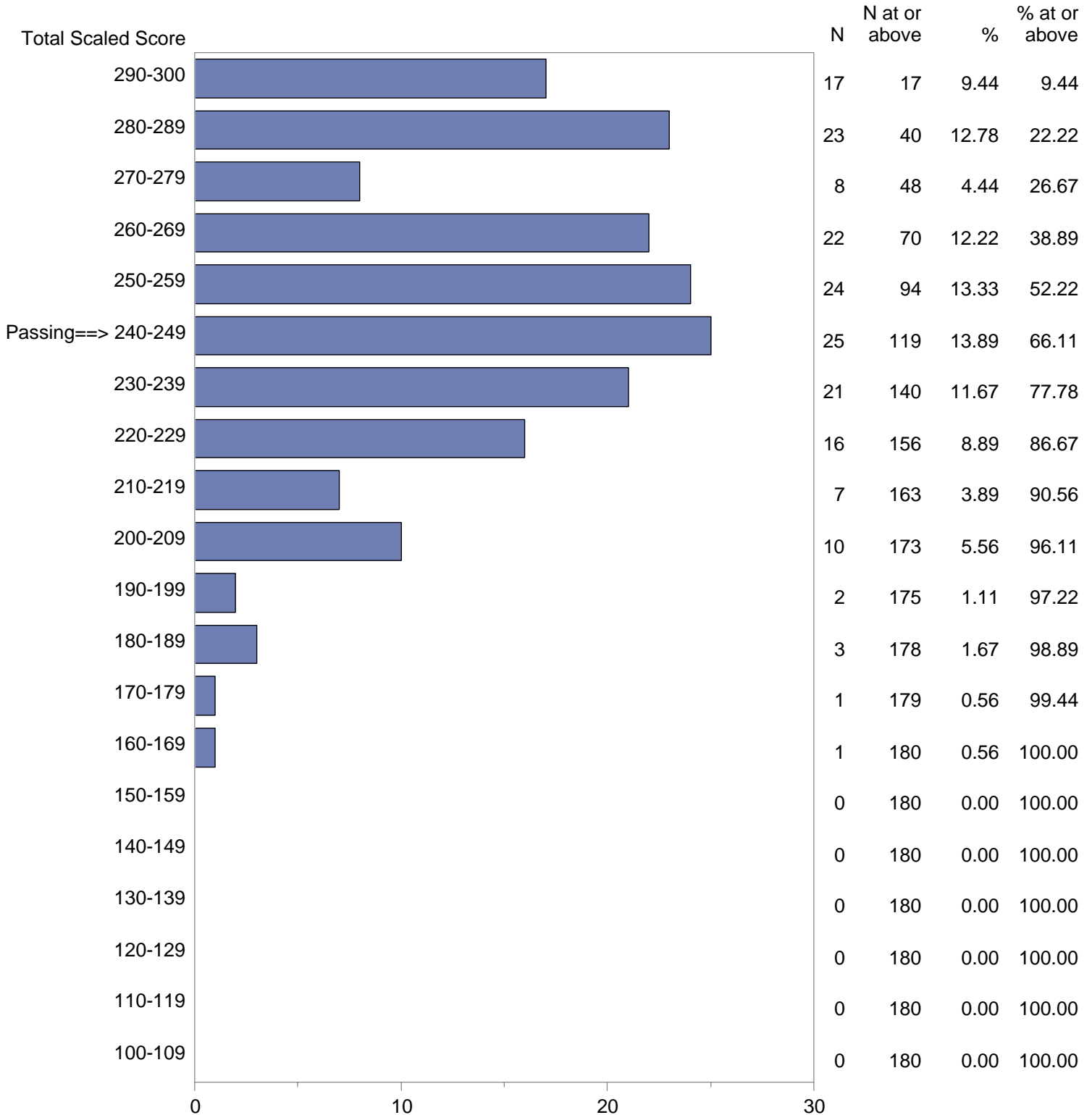
Test Field=206 Instrumental Classroom Music (Grades K-12) Subtest 2



NOTE: The accompanying explanatory notes and interpretive cautions are an integral part of this report.

Minnesota Teacher Licensure Examinations (MTLE)
 September 1, 2019 - August 31, 2020
 Total Scaled Score Distribution by Test Field (All Forms)

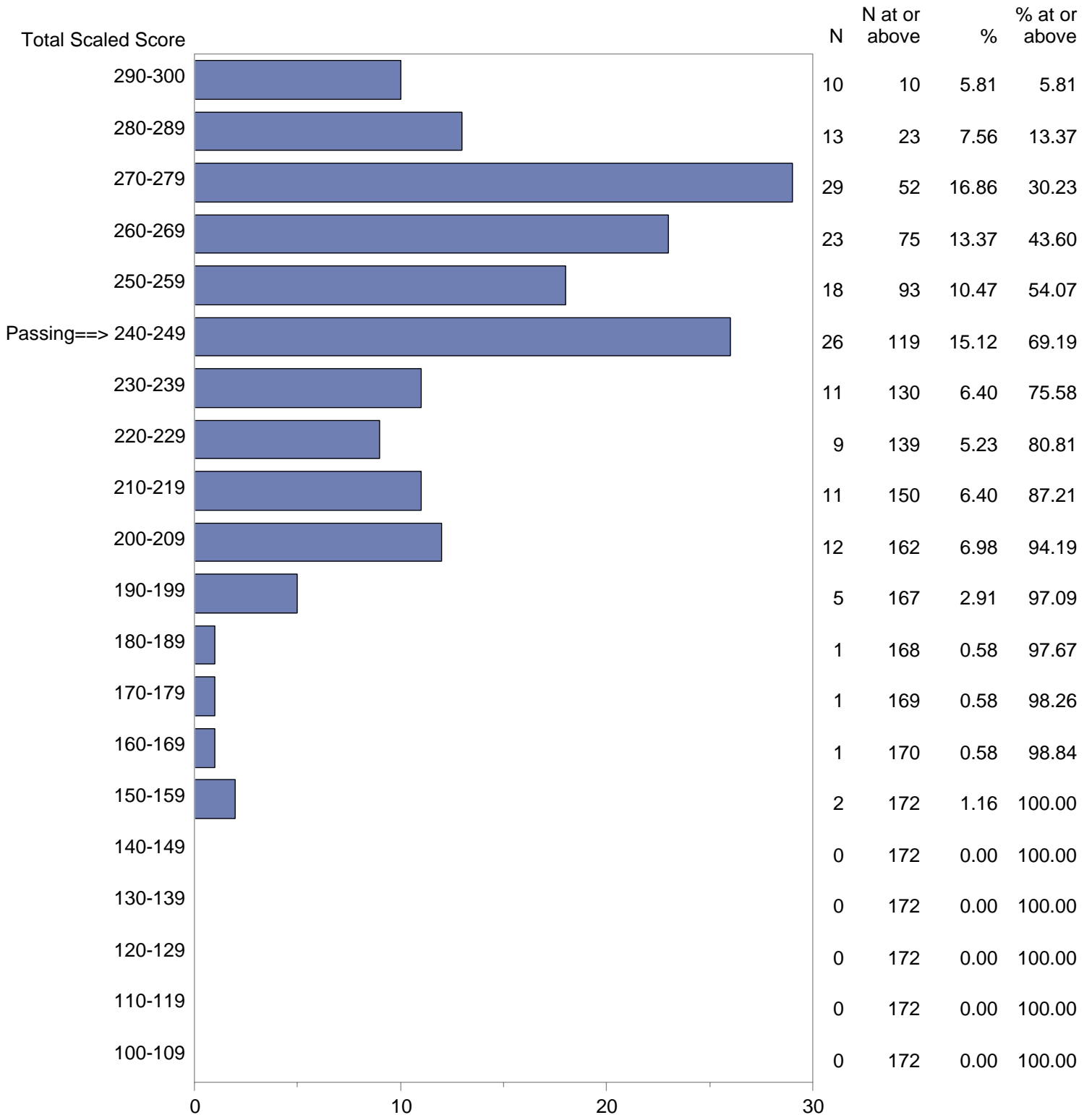
Test Field=207 Mathematics (Grades 5-12) Subtest 1



NOTE: The accompanying explanatory notes and interpretive cautions are an integral part of this report.

Minnesota Teacher Licensure Examinations (MTLE)
September 1, 2019 - August 31, 2020
Total Scaled Score Distribution by Test Field (All Forms)

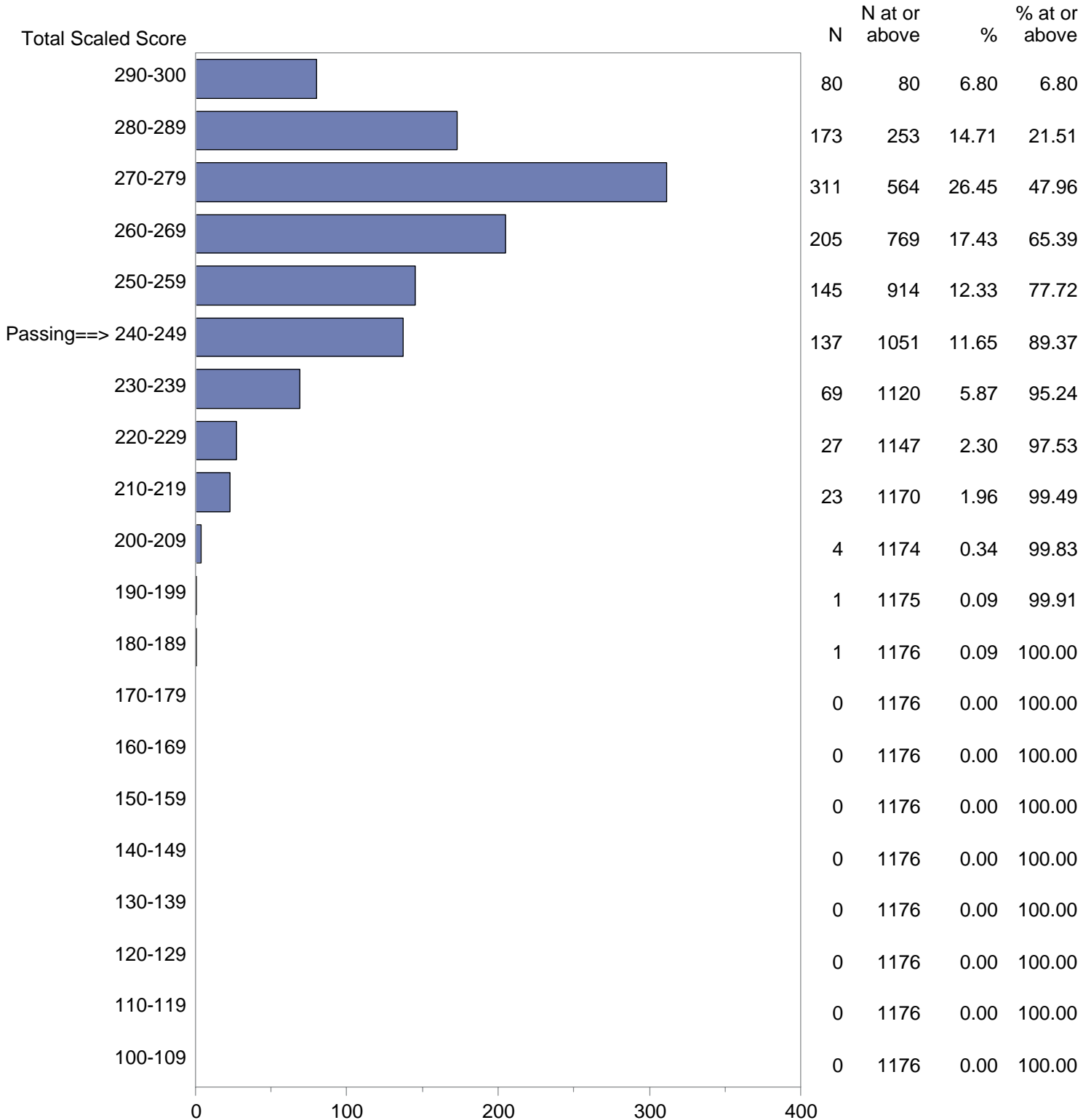
Test Field=208 Mathematics (Grades 5-12) Subtest 2



NOTE: The accompanying explanatory notes and interpretive cautions are an integral part of this report.

Minnesota Teacher Licensure Examinations (MTLE)
 September 1, 2019 - August 31, 2020
 Total Scaled Score Distribution by Test Field (All Forms)

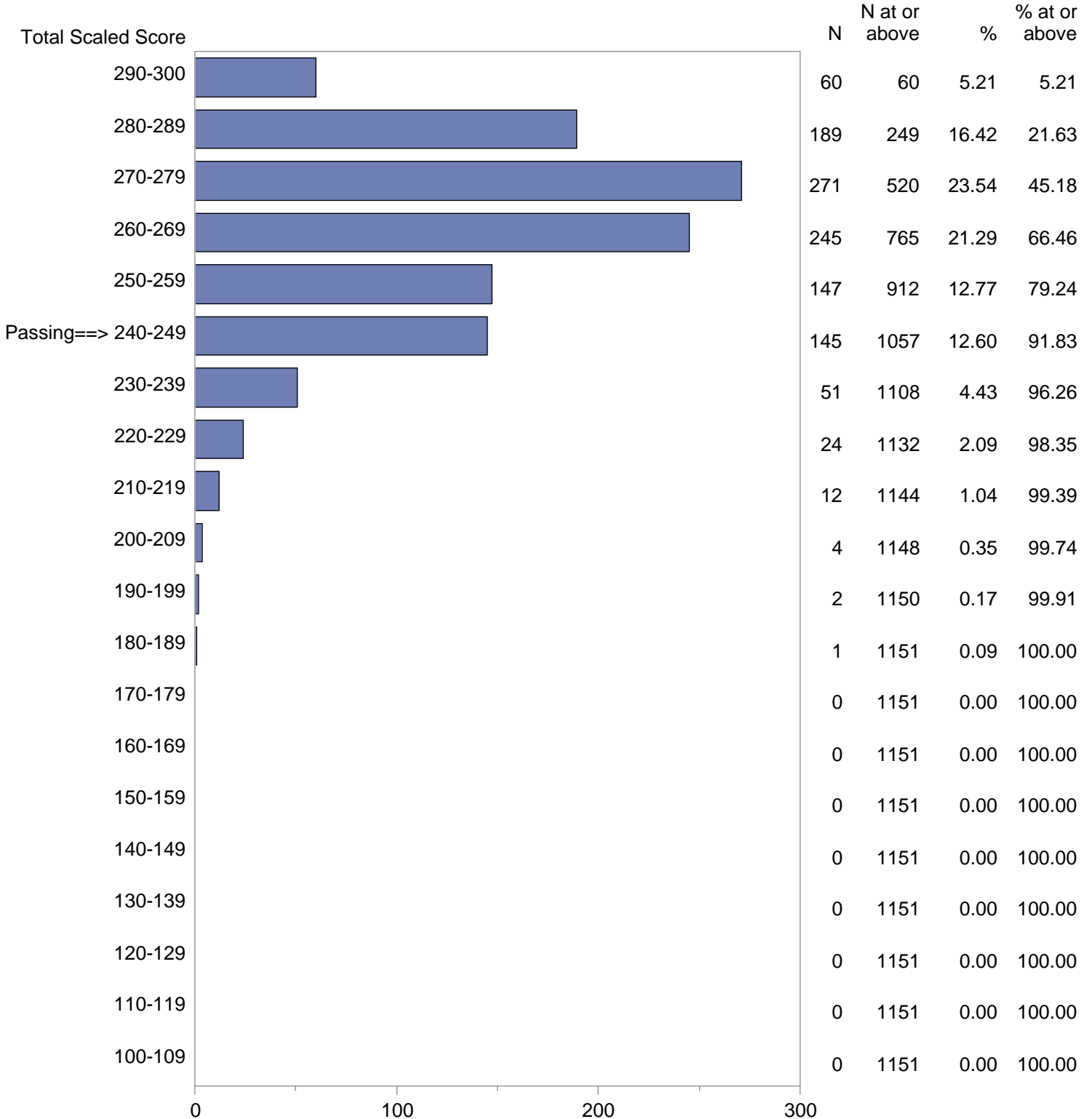
Test Field=209 Pedagogy: Secondary (Grades 5-12) Subtest 1



NOTE: The accompanying explanatory notes and interpretive cautions are an integral part of this report.

Minnesota Teacher Licensure Examinations (MTLE)
 September 1, 2019 - August 31, 2020
 Total Scaled Score Distribution by Test Field (All Forms)

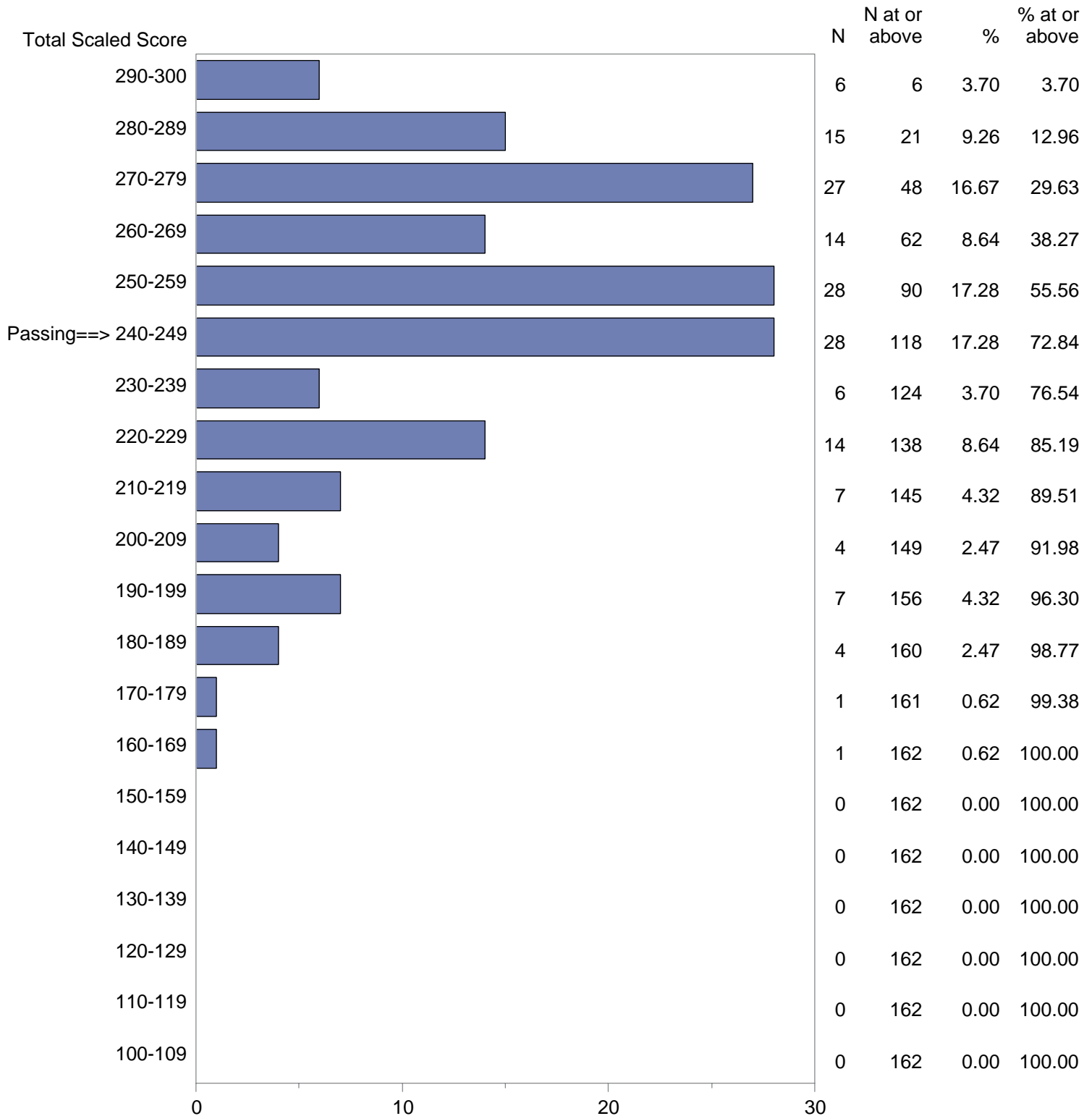
Test Field=210 Pedagogy: Secondary (Grades 5-12) Subtest 2



NOTE: The accompanying explanatory notes and interpretive cautions are an integral part of this report.

Minnesota Teacher Licensure Examinations (MTLE)
September 1, 2019 - August 31, 2020
Total Scaled Score Distribution by Test Field (All Forms)

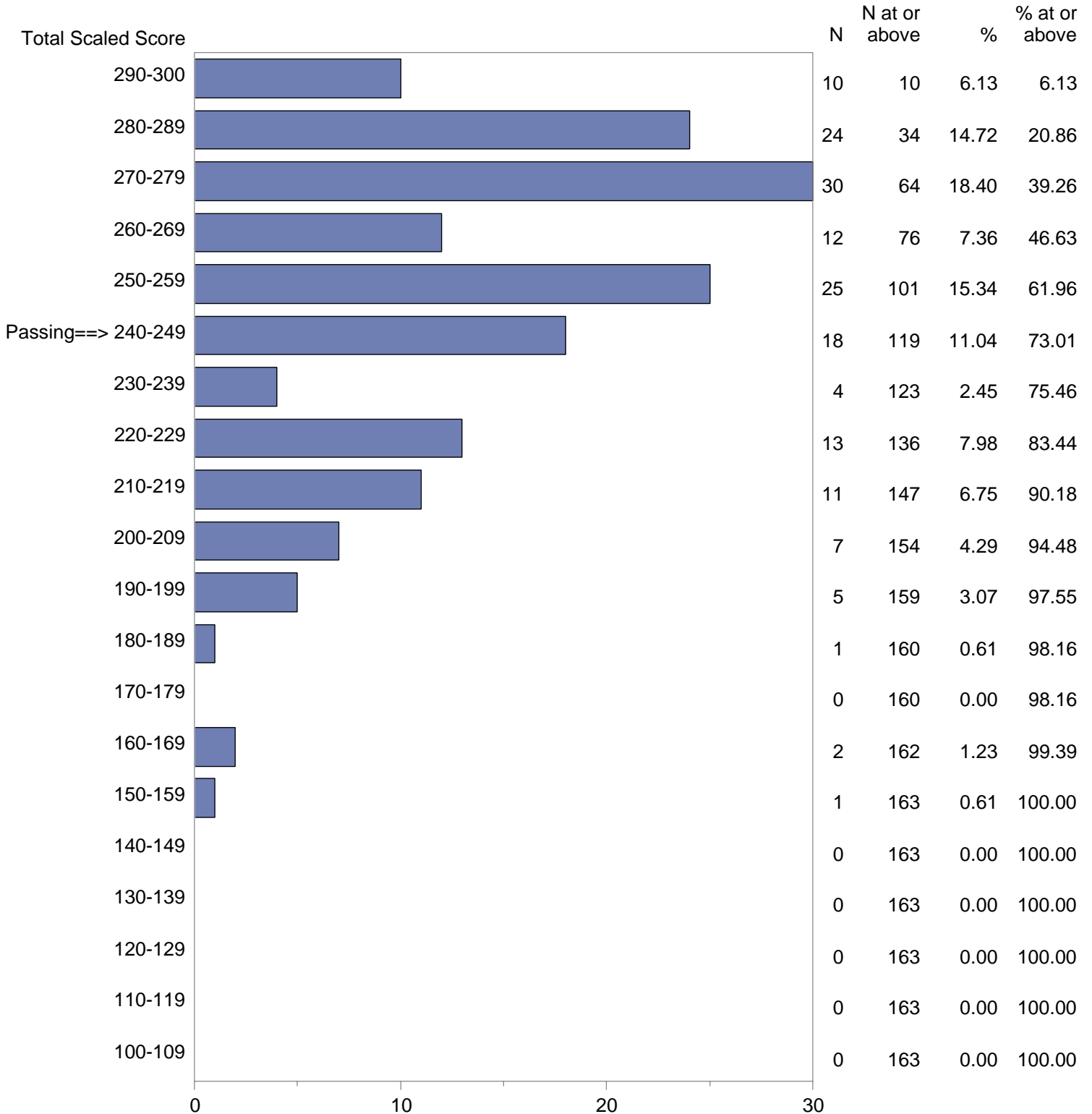
Test Field=211 Reading Teacher (Grades K-12) Subtest 1



NOTE: The accompanying explanatory notes and interpretive cautions are an integral part of this report.

Minnesota Teacher Licensure Examinations (MTLE)
 September 1, 2019 - August 31, 2020
 Total Scaled Score Distribution by Test Field (All Forms)

Test Field=212 Reading Teacher (Grades K-12) Subtest 2



NOTE: The accompanying explanatory notes and interpretive cautions are an integral part of this report.

Appendix D:
Pass Rate Report for MTLE Test Groups by Gender and
Ethnicity

Interpretive Cautions and Notes

1. Pass rates are the percent of examinees achieving a total test scaled score of 240 on most MTLE tests and score of 520 on the Minnesota NES Essential Academic Skills Test.
2. This report provides pass rate information for MTLE test groups by gender and ethnicity. All demographic information is self-reported by the examinees during the registration process.
3. This report provides the following pass rate information for different groups of MTLE subtests by gender and ethnicity:
 - N – number of examinees who took a group of subtests in the specified time period
 - N Pass – number of examinees who passed a group of subtests in the specified time period
 - N Fail - number of examinees who failed a group of subtests in the specified time period
 - % Pass - percent of examinees who passed a group of subtests in the specified time period
4. All pass rates are based on best attempt, defined as the percent of candidates who achieved a score equal to or higher than the passing score during the reporting period. If there are multiple attempts in the program year, the highest retake score is used in the calculation of the pass rate.
5. Pass rates are calculated for groups with 25 or more candidates. Extreme caution should be used when interpreting data for a small number of candidates. The examinees for whom results are presented in this document may not reflect the same proportion of all the types and capabilities of examinees in the population who will take the tests in the future.
6. The following groups of tests are included in the tables that follow:

All MTLE Subtests:

1. Ag Education Sub 1
2. Ag Education Sub 2
3. Business Sub 1
4. Business Sub 2
5. Chemistry Sub 1
6. Chemistry Sub 2
7. Chinese (Mandarin) Sub 1

8. Chinese (Mandarin) Sub 2
9. Comm Arts/Lit Sub 1
10. Comm Arts/Lit Sub 2
11. Comp, Kboard & Rltd 1
12. Comp, Kboard & Rltd 2
13. Dance Sub 1
14. Dance Sub 2
15. Early Childhood Ed Sub 1
16. Early Childhood Ed Sub 2
17. Earth Space Science Sub 1
18. Earth Space Science Sub 2
19. Elementary Ed Sub 1
20. Elementary Ed Sub 2
21. Elementary Ed Sub 3
22. ESL Sub 1
23. ESL Sub 2
24. Fam & Consumer Sci Sub 1
25. Fam & Consumer Sci Sub 2
26. French Sub 1
27. French Sub 2
28. German Sub 1
29. German Sub 2
30. Health Sub 1
31. Health Sub 2
32. Inst & Vocal Music Sub 1
33. Instrumental Classroom Music
34. Library Media Spec Sub 1
35. Library Media Spec Sub 2
36. Life Science Sub 1
37. Life Science Sub 2
38. Mathematics Sub 1
39. Mathematics Sub 2
40. ML Comm Arts/Lit Sub 1
41. ML Comm Arts/Lit Sub 2

42. ML Math Sub 1
43. ML Math Sub 2
44. ML Science Sub 1
45. ML Science Sub 2
46. ML Social Studies Sub 1
47. ML Social Studies Sub 2
48. Pedagogy: Early Child 1
49. Pedagogy: Early Child 2
50. Pedagogy: Elem Sub 1
51. Pedagogy: Elem Sub 2
52. Pedagogy: Secondary Sub 1
53. Pedagogy: Secondary Sub 2
54. Phys Ed Sub 1
55. Phys Ed Sub 2
56. Physics Sub 1
57. Physics Sub 2
58. PrePrimary Sub 1
59. PrePrimary Sub 2
60. Reading Teacher Sub 1
61. Reading Teacher Sub 2
62. Social Studies Sub 1
63. Social Studies Sub 2
64. Spanish Sub 1
65. Spanish Sub 2
66. Spec Ed Core Skills Sub 1
67. Spec Ed Core Skills Sub 2
68. Technology Sub 1
69. Technology Sub 2
70. Theatre Sub 1
71. Theatre Sub 2
72. Visual Arts Sub 1
73. Visual Arts Sub 2
74. Vocal Classroom Music

All Pedagogy Subtests:

- 1 Pedagogy: Early Child 1
- 2 Pedagogy: Early Child 2
- 3 Pedagogy: Elem Sub 1
- 4 Pedagogy: Elem Sub 2
- 5 Pedagogy: Secondary Sub 1
- 6 Pedagogy: Secondary Sub 2

All Content Subtests:

- 1 Ag Education Sub 1
- 2 Ag Education Sub 2
- 3 Business Sub 1
- 4 Business Sub 2
- 5 Chemistry Sub 1
- 6 Chemistry Sub 2
- 7 Chinese (Mandarin) Sub 1
- 8 Chinese (Mandarin) Sub 2
- 9 Comm Arts/Lit Sub 1
- 10 Comm Arts/Lit Sub 2
- 11 Comp, Kboard & Rltd 1
- 12 Comp, Kboard & Rltd 2
- 13 Dance Sub 1
- 14 Dance Sub 2
- 15 Early Childhood Ed Sub 1
- 16 Early Childhood Ed Sub 2
- 17 Earth Space Science Sub 1
- 18 Earth Space Science Sub 2
- 19 Elementary Ed Sub 1
- 20 Elementary Ed Sub 2
- 21 Elementary Ed Sub 3
- 22 ESL Sub 1
- 23 ESL Sub 2
- 24 Fam & Consumer Sci Sub 1

- 25 Fam & Consumer Sci Sub 2
- 26 French Sub 1
- 27 French Sub 2
- 28 German Sub 1
- 29 German Sub 2
- 30 Health Sub 1
- 31 Health Sub 2
- 32 Inst & Vocal Music Sub 1
- 33 Instru Classroom Music
- 34 Library Media Spec Sub 1
- 35 Library Media Spec Sub 2
- 36 Life Science Sub 1
- 37 Life Science Sub 2
- 38 Mathematics Sub 1
- 39 Mathematics Sub 2
- 40 ML Comm Arts/Lit Sub 1
- 41 ML Comm Arts/Lit Sub 2
- 42 ML Math Sub 1
- 43 ML Math Sub 2
- 44 ML Science Sub 1
- 45 ML Science Sub 2
- 46 ML Social Studies Sub 1
- 47 ML Social Studies Sub 2
- 48 Phys Ed Sub 1
- 49 Phys Ed Sub 2
- 50 Physics Sub 1
- 51 Physics Sub 2
- 52 PrePrimary Sub 1
- 53 PrePrimary Sub 2
- 54 Reading Teacher Sub 1
- 55 Reading Teacher Sub 2
- 56 Social Studies Sub 1
- 57 Social Studies Sub 2
- 58 Spanish Sub 1

- 59 Spanish Sub 2
- 60 Spec Ed Core Skills Sub 1
- 61 Spec Ed Core Skills Sub 2
- 62 Technology Sub 1
- 63 Technology Sub 2
- 64 Theatre Sub 1
- 65 Theatre Sub 2
- 66 Visual Arts Sub 1
- 67 Visual Arts Sub 2
- 68 Vocal Classroom Music

All MN NES EAS Subtests:

- 1 MN NES EAS Mathematics
- 2 MN NES EAS Reading
- 3 MN NES EAS Writing

All NES EAS Subtests:

- 1. NES EAS Mathematics
- 2. NES EAS Reading
- 3. NES EAS Writing

Confidential

*Percent Passing All MTLE Subtests by Gender and Ethnicity
September 1, 2019 - August 31, 2020*

	N	N Pass	N Fail	% Pass
All MTLE Subtests	20,468	18,055	2,413	88.2%
No response	299	281	18	94.0%
Male	4,378	3,841	537	87.7%
Female	15,791	13,933	1,858	88.2%
African American/Black (not of Hispanic origin)	601	329	272	54.7%
American Indian or Alaskan Native	149	115	34	77.2%
Asian or Pacific Islander	677	523	154	77.3%
Hispanic	726	524	202	72.2%
White (not of Hispanic origin)	17,469	15,805	1,664	90.5%
Multiracial	342	310	32	90.6%
Other	142	110	32	77.5%
Undeclared	362	339	23	93.6%

The accompanying interpretive notes page is an integral part of this table.

Confidential

***Percent Passing All Pedagogy Subtests by Gender and Ethnicity
September 1, 2019 - August 31, 2020***

	N	N Pass	N Fail	% Pass
All Pedagogy Subtests	6,239	5,950	289	95.4%
No response	98	98	0	100.0%
Male	1,398	1,294	104	92.6%
Female	4,743	4,558	185	96.1%
African American/Black (not of Hispanic origin)	142	118	24	83.1%
American Indian or Alaskan Native	37	32	5	86.5%
Asian or Pacific Islander	203	168	35	82.8%
Hispanic	203	174	29	85.7%
White (not of Hispanic origin)	5,410	5,226	184	96.6%
Multiracial	89	88	1	98.9%
Other	34	28	6	82.4%
Undeclared	121	116	5	95.9%

The accompanying interpretive notes page is an integral part of this table.

Confidential

***Percent Passing All Content Subtests by Gender and Ethnicity
September 1, 2019 - August 31, 2020***

	N	N Pass	N Fail	% Pass
All Content Subtests	10,589	9,370	1,219	88.5%
No response	148	143	5	96.6%
Male	2,278	1,998	280	87.7%
Female	8,163	7,229	934	88.6%
African American/Black (not of Hispanic origin)	325	165	160	50.8%
American Indian or Alaskan Native	60	51	9	85.0%
Asian or Pacific Islander	315	257	58	81.6%
Hispanic	361	248	113	68.7%
White (not of Hispanic origin)	9,097	8,255	842	90.7%
Multiracial	160	148	12	92.5%
Other	79	63	16	79.7%
Undeclared	192	183	9	95.3%

The accompanying interpretive notes page is an integral part of this table.

Confidential

***Percent Passing All MN NES EAS Subtests by Gender and Ethnicity
September 1, 2019 - August 31, 2020***

	N	N Pass	N Fail	% Pass
All MN NES EAS Subtests	3,640	2,735	905	75.1%
No response	53	40	13	75.5%
Male	702	549	153	78.2%
Female	2,885	2,146	739	74.4%
African American/Black (not of Hispanic origin)	134	46	88	34.3%
American Indian or Alaskan Native	52	32	20	61.5%
Asian or Pacific Islander	159	98	61	61.6%
Hispanic	162	102	60	63.0%
White (not of Hispanic origin)	2,962	2,324	638	78.5%
Multiracial	93	74	19	79.6%
Other	29	19	10	65.5%
Undeclared	49	40	9	81.6%

The accompanying interpretive notes page is an integral part of this table.

Developed and Produced by



Pearson

Evaluation Systems

300 Venture Way

Hadley, Massachusetts 01035