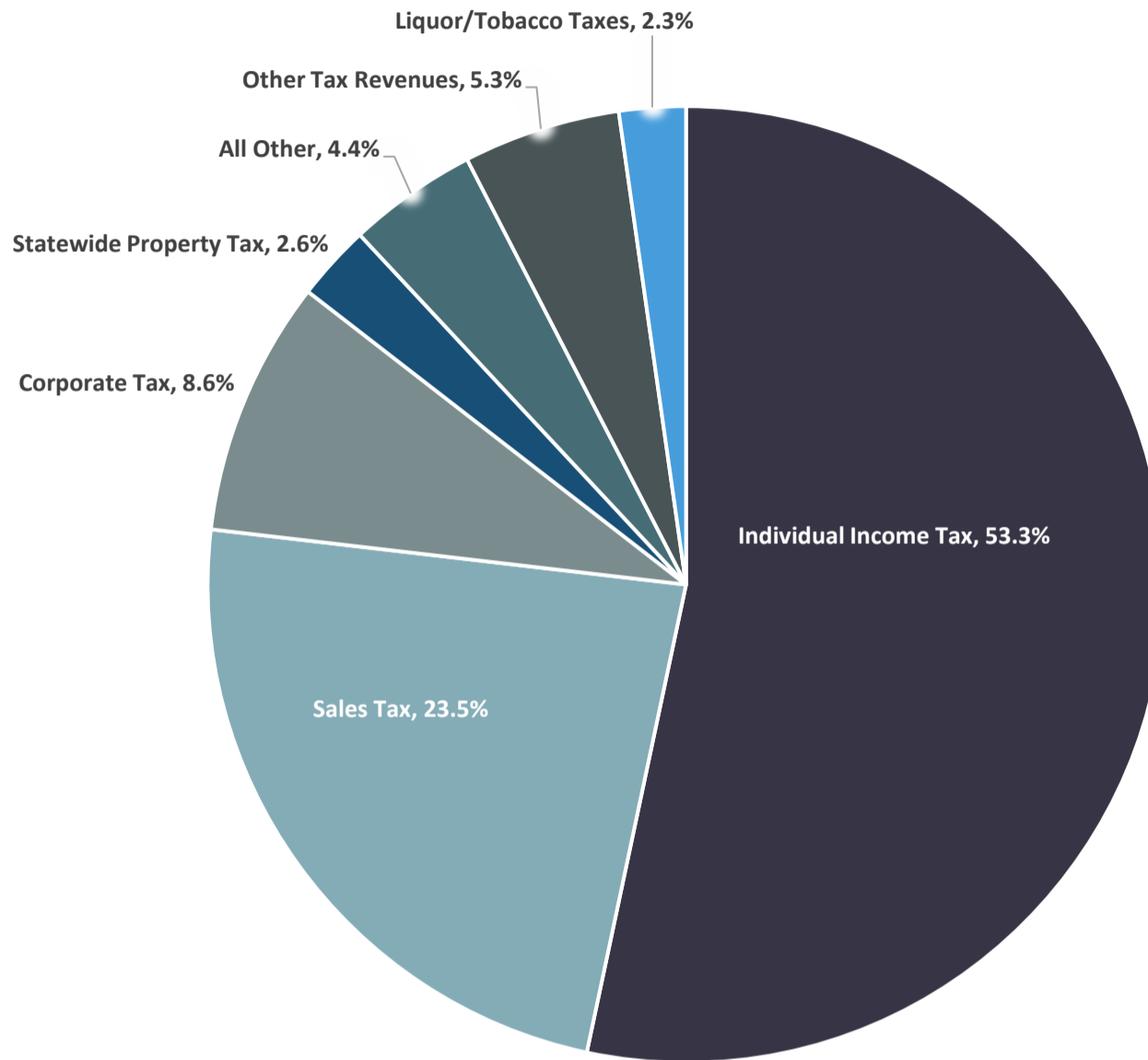


2022-23 Biennium

# Where the General Fund Dollars Come From?

Governor's 2023 Recommendations



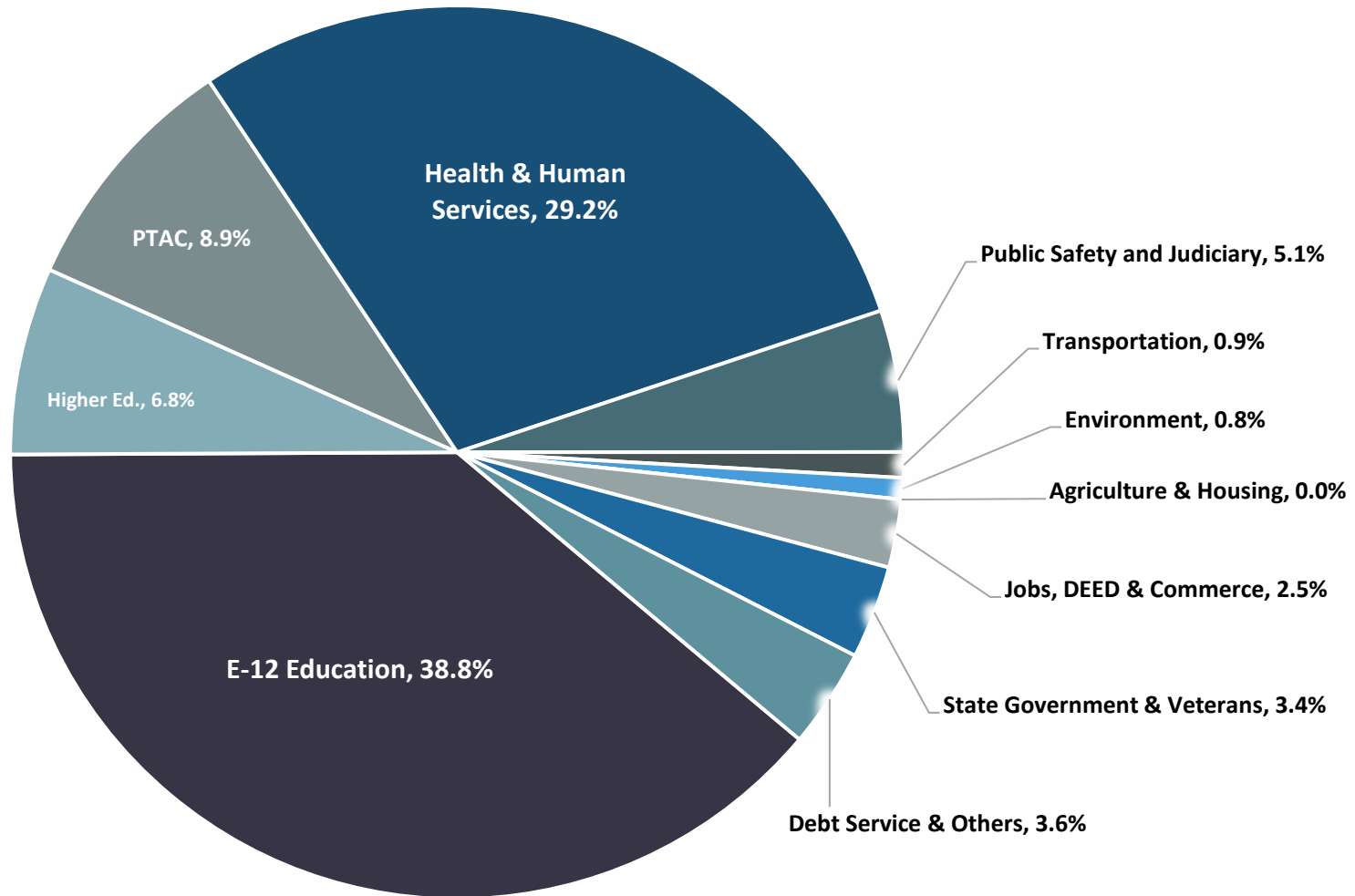
(\$ in Millions)

<b>Forecast Balance Forward</b>	<b>7,026</b>
<b>Non-Dedicated Revenues:</b>	
Individual Income Tax	31,959
Sales Tax	14,092
Corporate Tax	5,183
Statewide Property Tax	1,534
Liquor, Wine, Beer Taxes	212
Cigarette & Tobacco Taxes	1,137
Other Tax Revenues	3,186
All Other Revenues	2,116
<b>Subtotal Non-Dedicated Revenues</b>	<b>59,419</b>
Transfers From Other Funds	339
Prior Year Adjustments	170
<b>Subtotal Other Resources</b>	<b>509</b>
<b>SUBTOTAL CURRENT RESOURCES</b>	<b>59,928</b>
<b>TOTAL AVAILABLE RESOURCES, FY 2022-23</b>	<b>66,954</b>
Less: Estimated Expenditures	52,105
Cash Flow Account	350
Budget Reserve	2,852
Stadium Reserve	0
<b>Projected General Fund Balance</b>	<b>11,647</b>

2022-23 Biennium

# Where the General Fund Dollars Go?

Governor's 2023 Recommendations



(\$ in Millions)

**TOTAL AVAILABLE RESOURCES, FY 2022-23** **66,954**

Omnibus Bills:

E-12 Education	20,222
Higher Education	3,535
Property Tax Aids & Credits	4,649
Health & Human Services	15,233
Public Safety & Judiciary	2,672
Transportation	481
Environment	403
Economic Development, Energy, Ag and Housing	1,286
State Government & Veterans	1,755
Debt Service	1,140
Capital Projects & Other	729
<b>Subtotal-Omnibus Bills</b>	<b>52,105</b>

**TOTAL ESTIMATED EXPENDITURES, FY 2022-23** **52,105**

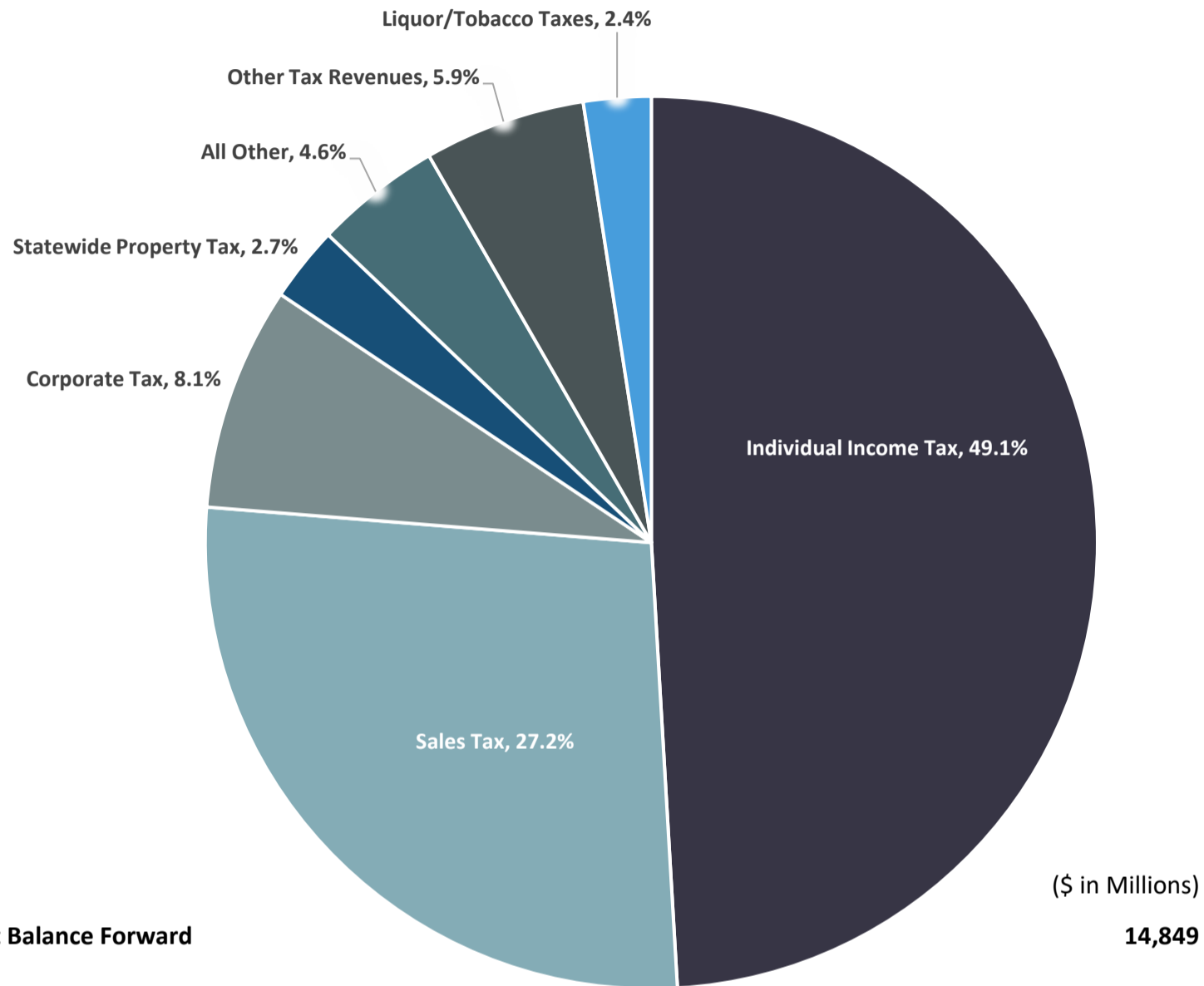
Cash Flow Account	350
Budget Reserve	2,852
Stadium Reserve	0

**Projected General Fund Balance** **11,647**

2024-25 Biennium

# Where the General Fund Dollars Come From?

Governor's 2023 Recommendations



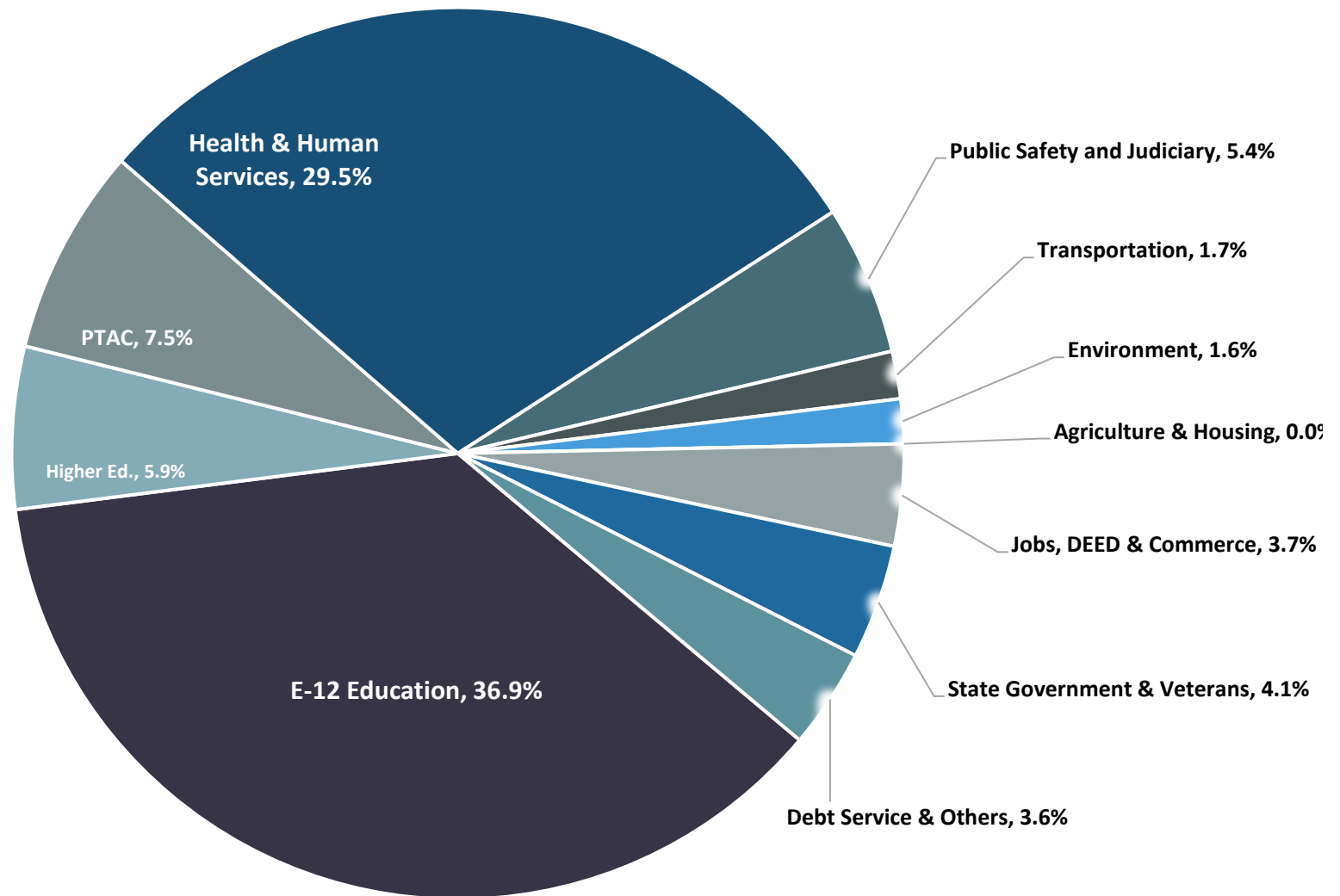
(\$ in Millions)

<b>Forecast Balance Forward</b>	<b>14,849</b>
<b>Non-Dedicated Revenues:</b>	
Individual Income Tax	26,894
Sales Tax	14,910
Corporate Tax	4,449
Statewide Property Tax	1,492
Liquor, Wine, Beer Taxes	222
Cigarette & Tobacco Taxes	1,119
Other Tax Revenues	3,211
All Other Revenues	2,323
<b>Subtotal Non-Dedicated Revenues</b>	<b>54,620</b>
Transfers From Other Funds	120
Prior Year Adjustments	69
<b>Subtotal Other Resources</b>	<b>189</b>
<b>SUBTOTAL CURRENT RESOURCES</b>	<b>54,810</b>
<b>TOTAL AVAILABLE RESOURCES, FY 2024-25</b>	<b>69,659</b>
Less: Estimated Expenditures	65,192
Cash Flow Account	350
Budget Reserve	2,852
Stadium Reserve	0
<b>Projected General Fund Balance</b>	<b>1,265</b>

2024-25 Biennium

# Where the General Fund Dollars Go?

Governor's 2023 Recommendations



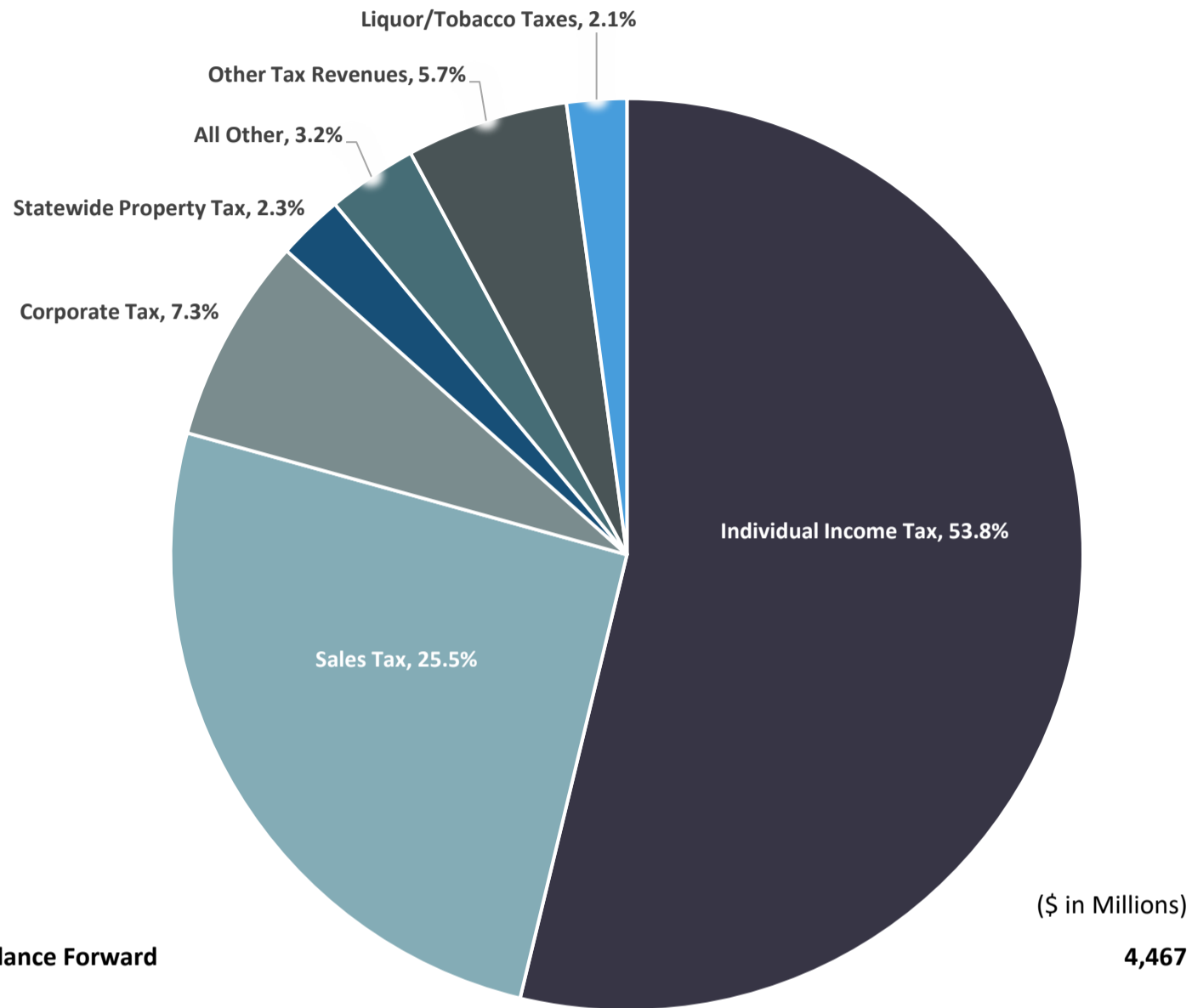
(\$ in Millions)

<b>TOTAL AVAILABLE RESOURCES, FY 2024-25</b>	<b>69,659</b>
Omnibus Bills:	
E-12 Education	24,039
Higher Education	3,837
Property Tax Aids & Credits	4,901
Health & Human Services	19,234
Public Safety & Judiciary	3,536
Transportation	1,123
Environment	1,055
Economic Development, Energy, Ag and Housing	2,404
State Government & Veterans	2,702
Debt Service	1,215
Capital Projects & Other	1,146
Subtotal-Omnibus Bills	65,192
<b>TOTAL ESTIMATED EXPENDITURES, FY 2024-25</b>	<b>65,192</b>
Cash Flow Account	350
Budget Reserve	2,852
Stadium Reserve	0
<b>Projected General Fund Balance</b>	<b>1,265</b>

2026-27 Biennium

# Where the General Fund Dollars Come From?

Governor's 2023 Recommendations

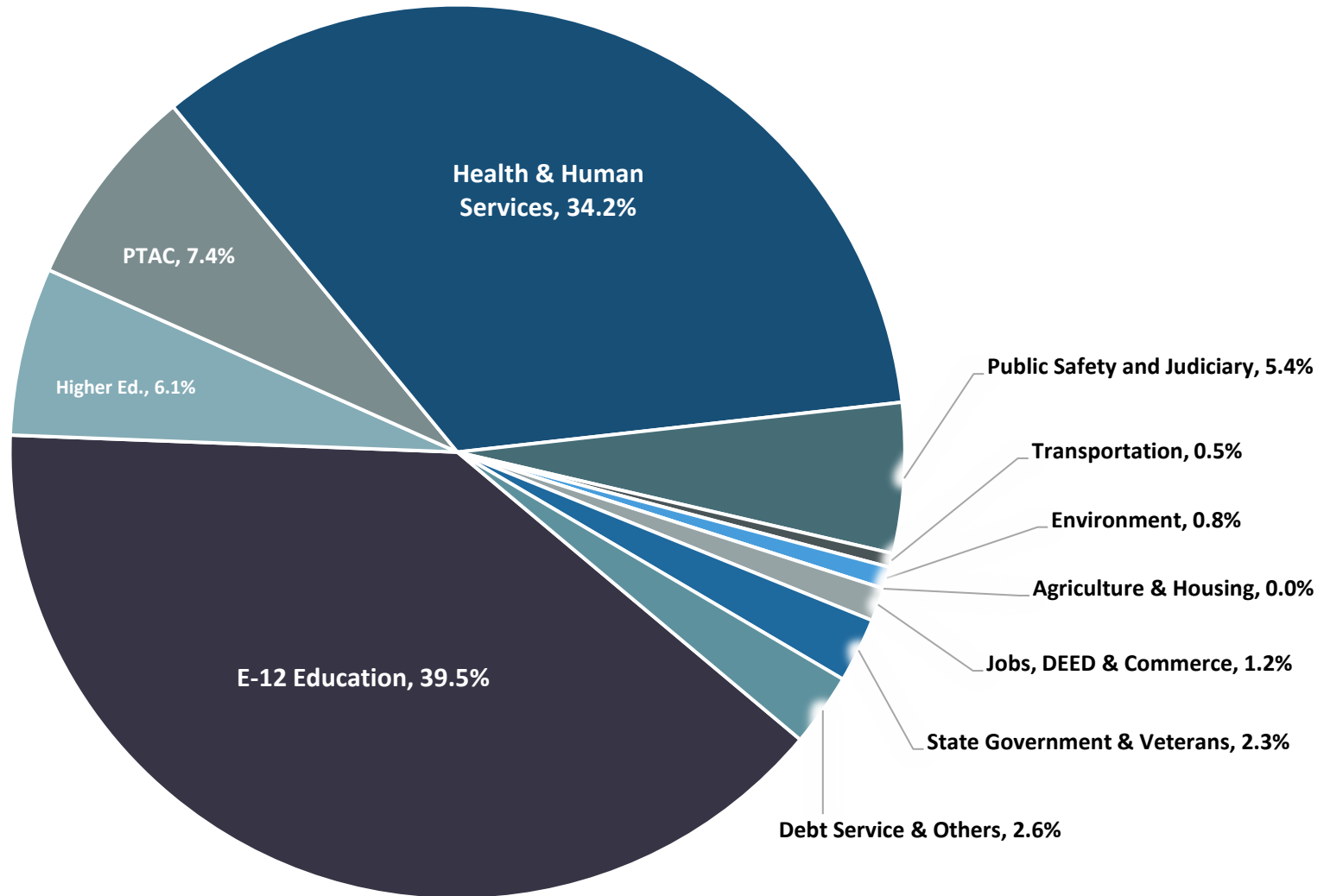


	(\$ in Millions)
<b>Forecast Balance Forward</b>	<b>4,467</b>
<b>Non-Dedicated Revenues:</b>	
Individual Income Tax	34,218
Sales Tax	16,254
Corporate Tax	4,647
Statewide Property Tax	1,491
Liquor, Wine, Beer Taxes	232
Cigarette & Tobacco Taxes	1,118
Other Tax Revenues	3,654
All Other Revenues	1,710
<b>Subtotal Non-Dedicated Revenues</b>	<b>63,323</b>
Transfers From Other Funds	254
Prior Year Adjustments	68
<b>Subtotal Other Resources</b>	<b>323</b>
<b>SUBTOTAL CURRENT RESOURCES</b>	<b>63,645</b>
<b>TOTAL AVAILABLE RESOURCES, FY 2026-27</b>	<b>68,112</b>
Less: Estimated Expenditures	64,864
Cash Flow Account	350
Budget Reserve	2,852
Stadium Reserve	0
<b>Projected General Fund Balance</b>	<b>47</b>

2026-27 Biennium

# Where the General Fund Dollars Go?

Governor's 2023 Recommendations



(\$ in Millions)

**TOTAL AVAILABLE RESOURCES, FY 2026-27**

**68,112**

Omnibus Bills:

E-12 Education	25,619
Higher Education	3,938
Property Tax Aids & Credits	4,779
Health & Human Services	22,167
Public Safety & Judiciary	3,520
Transportation	326
Environment	513
Economic Development, Energy, Ag and Housing	779
State Government & Veterans	1,516
Debt Service	1,412
Capital Projects & Other	297
<b>Subtotal-Omnibus Bills</b>	<b>64,864</b>

**TOTAL ESTIMATED EXPENDITURES, FY 2026-27**

**64,864**

Cash Flow Account	350
Budget Reserve	2,852
Stadium Reserve	0
<b>Projected General Fund Balance</b>	<b>47</b>