

Table of Contents

Minnesota Office of Higher Education

<i>Agency Profile</i>	1
Agency Expenditure Overview	3
Agency Financing by Fund	4
Agency Change Summary	7
<u>Program</u>	9
Student Financial Aid Services	9
<i>Program Narrative</i>	9
Program Expenditure Overview	16
Program Financing by Fund	17
<u>Program</u>	19
State Supplemental Loans	19
<i>Program Narrative</i>	19
Program Expenditure Overview	22
Program Financing by Fund	23
<u>Program</u>	24
Research, Policy, and Analysis	24
<i>Program Narrative</i>	24
Program Expenditure Overview	26
Program Financing by Fund	27
<u>Program</u>	29
Postsecondary Access and Outreach	29
<i>Program Narrative</i>	29
Program Expenditure Overview	33
Program Financing by Fund	34
<u>Program</u>	36
OHE Administration	36
<i>Program Narrative</i>	36
Program Expenditure Overview	38
Program Financing by Fund	39

AT A GLANCE

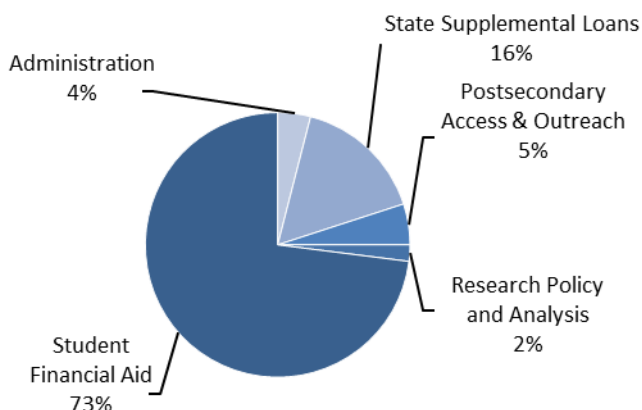
- OHE’s 69 full-time employees efficiently and effectively administers 25 financial aid and grant programs, manage low-interest rate in-school student loan and refinance programs, provide consumer protection by licensing and registering postsecondary institutions, and run numerous outreach and access programs – all contributing to the agency’s goal of supporting the pursuit and completion of a higher education credential by every Minnesotan.
- Minnesota State Grant program, the largest of OHE’s student financial aid programs, provided need-based financial aid to 71,889 students and awarded \$201M in FY2021.
- SELF Loan Program disbursed \$53.4M in low interest loans to 5,920 low-income students in FY2021.
- Protects consumers by registering and licensing 190 post-secondary institutions in Minnesota.
- Minnesota Indian Scholarship served 761 students and awarded \$2.59M in FY21
- Published original research on postsecondary education, state student financial aid programs, student financing issues, retention, and completion.
- The Get Ready program is a college readiness program, funded by a federal grant of \$4.48M/year, and providing resources and college attainment education to low-income middle and high school students.
- Minnesota 529 College Savings Plan supports 80,397 active accounts 45,405 account holders, and \$1.8B in assets.

PURPOSE

The mission of the Minnesota Office of Higher Education (OHE) is to support the pursuit and completion of a higher education credential by every Minnesotan, regardless of race, gender, or socio-economic status, in order to enhance our democracy, the state’s economic vitality, and individual quality of life. Our goals are to make postsecondary education accessible and affordable to all Minnesotans and foster best practices to ensure completion. Our financial aid programs serve low- to moderate-income people. Our outreach programs target populations that are historically underrepresented in postsecondary education. We work closely with the legislature, postsecondary institutions, foundations, and the federal government.

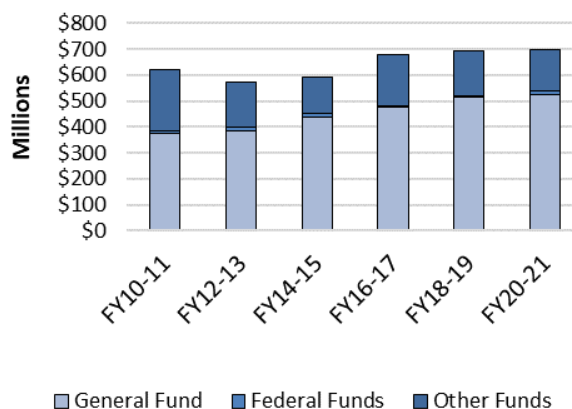
BUDGET

**Spending by Category
FY 2021 Actual**



Source: Budget Planning & Analysis (BPAS)

Historical Spending



Source: Consolidated Fund Statement
"Other Funds" includes the Office of Higher Education Loan Capital fund and Special Revenue Funds.

STRATEGIES

- **Financial aid administration:** OHE administers numerous financial aid programs, including the State Grant, Child Care Grants, Work Study, American Indian Scholarships, Occupational Scholarships, Dual Training, and the SELF Loan Program. We work closely with approved postsecondary institutions to manage and disburse funds to students, which allow them to enroll, persist, and complete postsecondary education.
- **Policy and research activities:** We conduct original, independent research to provide lawmakers, educators, community stakeholders, and other policy leaders with objective information about postsecondary enrollment, attainment, finance, and accountability. We provide leadership and staffing for the Statewide Longitudinal Education Data System (SLEDS) and facilitate sustainability of the Early Childhood Longitudinal Education Data System (ECLDS), which leverages data from birth/early childhood, K-12 education, postsecondary education, workforce training and employment. SLEDS and ECLDS provide data to inform early care, education and workforce policy and practice in Minnesota.
- **Consumer protection:** We register or license approximately 190 private and 80 exempt non-profit and for-profit postsecondary institutions and oversee 62 institutions participating in state authorization reciprocity. In 2021, we began a database and electronic application modernization project that includes automation of renewal notifications, outstanding application material notifications, and monitoring requirements. In 2020, we passed new statutory authority to monitor institutions for financial and administrative risk to students (poor program outcomes, closure, etc). OHE is working to develop new processes and measures with stakeholders to carry out this initiative.
- **Minnesota 529 College Savings Plan:** We work closely with the Teachers Insurance and Annuity Association of America (TIAA) to administer a program allowing families to save for future postsecondary education expenses in tax-advantaged accounts.
- **Get Ready:** Get Ready is a college and career preparation program funded by the GEAR UP (Gaining Early Awareness and Readiness for Undergraduate Programs) grant through the U.S. Department of Education. The program is funded for \$4.48M/year up to seven years. The state of Minnesota continues to experience racial inequities in the areas of postsecondary enrollment, retention, and completion. While college aspirations are high (over 90% across grade levels) amongst students of color, program data shows that lower rates of academic preparedness, academic tenacity, college knowledge, and a perceived lack of affordability are significant barriers to postsecondary enrollment and completion. Through evidence-based postsecondary readiness interventions, Get Ready is working to eliminate these inequities by equipping schools, students, and families with the necessary information, skills, tools, and strategies to drive better outcomes. Get Ready is also committed to bridging partnerships between community organizations, colleges and the workforce to ensure sustainability for postsecondary readiness services after the GEAR UP grant expires.

M.S.136A (<https://www.revisor.mn.gov/statutes/?id=136A>) provides legal authority for OHE's student financial aid services.

M.S. 136G.01-136G.14 (<https://www.revisor.mn.gov/statutes/cite/136G>) provides legal authority for the Minnesota College Savings Plan.

M.S. 136A.61 – 82 (<https://www.revisor.mn.gov/statutes/cite/136A.821>) provides legal authority for OHE's licensing and registration services.

(Dollars in Thousands)

	Actual FY20	Actual FY21	Actual FY22	Estimate FY23	Forecast Base	
					FY24	FY25
<u>Expenditures by Fund</u>						
1000 - General	257,996	269,386	260,247	298,746	267,607	267,607
2000 - Restrict Misc Special Revenue	1,242	1,093	2,712	1,790	1,589	1,341
2001 - Other Misc Special Revenue	8,012	8,578	8,015	13,034	5,760	5,760
2403 - Gift				3		
3000 - Federal	3,995	9,078	7,557	7,146	4,532	4,532
3015 - ARP-State Fiscal Recovery			8,679	30,721		
8300 - Office Of Higher Education	74,172	64,638	73,632	102,129	102,453	102,537
Total	345,417	352,772	360,841	453,569	381,941	381,777
Biennial Change				116,221		(50,692)
Biennial % Change				17		(6)

Expenditures by Program

Student Financial Aid Services	247,404	256,167	259,379	298,658	255,331	255,331
State Supplemental Loans	68,628	58,056	66,499	96,100	96,100	96,100
Research, Policy, and Analysis	7,718	8,032	6,739	29,174	5,357	5,357
Postsecondary Access and Outreach	11,646	17,575	16,494	16,938	12,911	12,911
OHE Administration	10,021	12,943	11,730	12,699	12,242	12,078
Total	345,417	352,772	360,841	453,569	381,941	381,777

Expenditures by Category

Compensation	6,593	6,890	7,415	9,517	9,302	9,609
Operating Expenses	14,853	15,797	16,578	18,280	15,442	14,973
Grants, Aids and Subsidies	257,569	272,858	273,637	334,763	266,192	266,190
Other Financial Transaction	66,401	57,227	63,210	91,009	91,005	91,005
Total	345,417	352,772	360,841	453,569	381,941	381,777

Total Agency Expenditures	345,417	352,772	360,841	453,569	381,941	381,777
Internal Billing Expenditures	316	152	346			
Expenditures Less Internal Billing	345,101	352,620	360,495	453,569	381,941	381,777

Full-Time Equivalent

	66.57	65.13	67.79	84.01	79.79	79.79
--	-------	-------	-------	-------	-------	-------

(Dollars in Thousands)

	Actual FY20	Actual FY21	Actual FY22	Estimate FY23	Forecast Base	
					FY24	FY25
1000 - General						
Balance Forward In	330	11,246		7,121		
Direct Appropriation	269,133	268,883	271,702	296,714	272,696	272,696
Transfers In	2,365	670	1,375	625	625	625
Transfers Out	7,750	6,783	5,707	5,714	5,714	5,714
Cancellations	53	4,629				
Balance Forward Out	6,029		7,123			
Expenditures	257,996	269,386	260,247	298,746	267,607	267,607
Biennial Change in Expenditures				31,611		(23,779)
Biennial % Change in Expenditures				6		(4)
Full-Time Equivalents	24.71	25.39	24.62	29.01	27.84	27.84

2000 - Restrict Misc Special Revenue

Balance Forward In	2,207	2,520	2,447	2,049	1,256	733
Receipts	1,519	945	2,324	1,010	1,079	1,079
Internal Billing Receipts	316	152	346	300	300	300
Transfers Out			11	13	13	13
Balance Forward Out	2,484	2,372	2,049	1,256	733	458
Expenditures	1,242	1,093	2,712	1,790	1,589	1,341
Biennial Change in Expenditures				2,167		(1,572)
Biennial % Change in Expenditures				93		(35)
Full-Time Equivalents	5.55	4.98	6.11	7.70	5.65	5.65

2001 - Other Misc Special Revenue

Balance Forward In	7,151	7,884	10,060	7,824	440	330
Receipts	206	391	129			
Transfers In	5,846	5,846	5,846	5,846	5,846	5,846
Transfers Out	196	196	196	196	196	196
Balance Forward Out	4,994	5,347	7,824	440	330	220
Expenditures	8,012	8,578	8,015	13,034	5,760	5,760
Biennial Change in Expenditures				4,459		(9,529)
Biennial % Change in Expenditures				27		(45)
Full-Time Equivalents	1.45	1.76	1.32	1.30	1.30	1.30

(Dollars in Thousands)

	Actual FY20	Actual FY21	Actual FY22	Estimate FY23	Forecast Base	
					FY24	FY25

2403 - Gift

Balance Forward In	3	3	3	3		
Balance Forward Out	3	3	3			
Expenditures				3		
Biennial Change in Expenditures				3		(3)
Biennial % Change in Expenditures						

3000 - Federal

Balance Forward In	0	1	3	4		
Receipts	3,994	9,078	7,558	7,142	4,532	4,532
Balance Forward Out		1	4			
Expenditures	3,995	9,078	7,557	7,146	4,532	4,532
Biennial Change in Expenditures				1,630		(5,639)
Biennial % Change in Expenditures				12		(38)
Full-Time Equivalents	20.01	19.07	20.58	25.20	25.20	25.20

3015 - ARP-State Fiscal Recovery

Balance Forward In			1,125	30,721		
Direct Appropriation		1,125	39,775			
Cancellations			1,500			
Balance Forward Out		1,125	30,721			
Expenditures			8,679	30,721		
Biennial Change in Expenditures				39,400		(39,400)
Biennial % Change in Expenditures						(100)
Full-Time Equivalents			0.46	1.00		

8300 - Office Of Higher Education

Balance Forward In	130,192	189,839	207,788	250,293	248,774	246,931
Receipts	133,152	81,143	116,182	100,660	100,660	100,660
Transfers In	3,000					
Transfers Out	3,023	21	45	50	50	50
Balance Forward Out	189,150	206,323	250,293	248,774	246,931	245,004

(Dollars in Thousands)

	Actual FY20	Actual FY21	Actual FY22	Estimate FY23	Forecast Base	
					FY24	FY25
Expenditures	74,172	64,638	73,632	102,129	102,453	102,537
Biennial Change in Expenditures				36,951		29,229
Biennial % Change in Expenditures				27		17
Full-Time Equivalents	14.85	13.93	14.70	19.80	19.80	19.80

(Dollars in Thousands)

	FY23	FY24	FY25	Biennium 2024-25
Direct				
Fund: 1000 - General				
FY2023 Appropriations	296,714	296,714	296,714	593,428
Base Adjustments				
All Other One-Time Appropriations		(23,945)	(23,945)	(47,890)
Current Law Base Change		(250)	(250)	(500)
Biennial Appropriations		177	177	354
Forecast Base	296,714	272,696	272,696	545,392
Dedicated				
Fund: 2000 - Restrict Misc Special Revenue				
Planned Spending	1,790	1,589	1,341	2,930
Forecast Base	1,790	1,589	1,341	2,930
Fund: 2001 - Other Misc Special Revenue				
Planned Spending	13,034	5,760	5,760	11,520
Forecast Base	13,034	5,760	5,760	11,520
Fund: 2403 - Gift				
Planned Spending	3			
Forecast Base	3			
Fund: 3000 - Federal				
Planned Spending	7,146	4,532	4,532	9,064
Forecast Base	7,146	4,532	4,532	9,064
Fund: 8300 - Office Of Higher Education				
Planned Spending	102,129	102,453	102,537	204,990
Forecast Base	102,129	102,453	102,537	204,990
Revenue Change Summary				
Dedicated				
Fund: 2000 - Restrict Misc Special Revenue				
Forecast Revenues	1,010	1,079	1,079	2,158
Fund: 3000 - Federal				
Forecast Revenues	7,142	4,532	4,532	9,064

(Dollars in Thousands)

	FY23	FY24	FY25	Biennium 2024-25
Fund: 8300 - Office Of Higher Education				
Forecast Revenues	100,660	100,660	100,660	201,320
<i>Non-Dedicated</i>				
Fund: 1000 - General				
Forecast Revenues	12,953	6,656	7,453	14,109

Program: Student Financial Aid Services

<http://www.ohe.state.mn.us/>

AT A GLANCE

- Administered 25 financial aid, grant, and loan repayment programs designed to remove financial barriers for students so they can obtain a postsecondary credential.
- Provided a total of \$201 million in need-based financial assistance to 71,889 Minnesota students in FY2021 through the Minnesota State Grant program.

PURPOSE AND CONTEXT

The Office of Higher Education’s Student Financial Aid Services support the agency’s mission to achieve student financial access to postsecondary education for all Minnesotans. Student financial aid programs further support the agency’s mission by enabling students to access and choose the postsecondary institution and training provider that best meets their educational needs, regardless of their financial circumstances. Student financial aid programs also enable graduates to serve in particular occupations necessary to maintain the state’s economic vitality.

SERVICES PROVIDED

The Student Financial Aid Services division administers numerous programs that support students pursuing postsecondary education and training. The division also serves student loan borrowers serving Minnesota in key occupations identified by the legislature. Additionally, the division administers several grants that go to a variety of external organizations and employers. As a result, it is not always possible to determine the number of students that directly benefit from the grant. The Table below provides the most recent data available on each of the programs administered by Student Financial Aid Services. The information may differ from other documents published by the Minnesota Office of Higher Education. Unless noted otherwise, data is only provided in the Students column, if students directly benefit from the program and data provided in the Amount column represents funds paid or awarded to students, borrowers, participants, and grantees.

<i>Program</i>	<i>Year</i>	<i>Students</i>	<i>Amount</i>	<i>Description</i>
Minnesota State Grant	FY2021	71,889	\$201 million	Need-based grant to MN residents attending MN colleges.
Postsecondary Child Care Grant	FY2021	1,136	\$5.489 million	Need-based grants to student parents using child care services while attending college.
State Work Study	FY2021	6,454	\$12.9 million	Funds allocated to MN colleges to pay 75% of wages for student employment on or off campus.
Interstate Tuition Reciprocity	FY2020	26,668	\$6.08 million	Waives non-resident tuition rates for MN residents attending public colleges in reciprocity states. Amount represents the fiscal year expenditure.
Safety Officers Survivor’s Grant	FY2021	8	\$84,196	Non-need-based college grants to survivors of MN public safety officers killed in the line of duty.

Program	Year	Students	Amount	Description
Minnesota Indian Scholarship	FY2021	761	\$2.497 million	Need-based scholarships to MN resident students who have at least one-quarter American Indian ancestry.
Tribal College Supplemental Grants	FY2021	-	\$151,739	Direct financial support to tribal colleges in MN to support the cost of educating non-tribal members.
United Family Practice & Hennepin Healthcare Family Medical Residency Program	FY2020 – FY2021	63	\$2.292 million	Financial support for family-practice residency programs. The program supported a cohort of 63 Fellows and Residents over the biennium.
Dual Training Grants	FY2022	-	\$1.601 million	Grants to employers to train employees through dual training programs in identified occupations in the advanced manufacturing, health care services, information technology, and agriculture industries.
Emergency Assistance for Postsecondary Students Grant Program	FY2021	995	\$269,000	Competitive grants to postsecondary institutions to re-grant to students experiencing homelessness, food insecurity, and/or other financial barriers that would impact their attendance/persistence in college.
Underrepresented Student Teacher Grants	FY2022	140	\$947,046	Grants to eligible students completing required student teaching experiences who belong to a racial or ethnic group underrepresented in the Minnesota teacher workforce.
Student Teacher Grants in Shortage Areas	FY2022	72	\$485,104	Grants to eligible students completing required student teaching experiences who intend to teach in a license shortage area or rural school district.
Various State Loan Repayment Programs	FY2022	-	\$742,867	Teacher Shortage Loan Repayment (208 teachers and \$207,867), Agricultural Educator Loan Repayment (4 Ag Educators and \$60,000), Aviation Degree Loan Repayment (1 pilot and \$25,000), Large Animal Vet Loan Forgiveness (6 Vets and \$450,000).
Loan Repayment Assistance Program	FY2020		\$25,000	Grant to Loan Repayment Assistance Program of Minnesota to provide education debt relief to attorneys with full-time employment providing legal advice or representation to low-income clients or support services for this work. In FY2020, the program supported 28 attorneys.

Program	Year	Students	Amount	Description
Federal John R. Justice Student Loan Repayment	FY2021	-	\$37,682	Federal grant funds used for student loan repayment assistance to public defenders and prosecutors.
Grants for Students with Intellectual and Developmental Disabilities	FY2021	30	\$215,363	Financial assistance to students with intellectual and development disabilities who attend Comprehensive Transition & Postsecondary (CTP) programs at eligible Minnesota postsecondary institutions. In FY2021, OHE transferred surplus funds to this program in order to adequately award all eligible students.
Minnesota Independence College & Community	FY2020 – FY2021	-	\$3.125 million	Grant to Minnesota Independence College & Community to provide need-based scholarships and tuition reduction for their participants. For the 2020-21 academic year, the institution served 129 participants, including residential participants and alumni.
Student Loan Debt Counseling Program	FY2022		\$360,104	Grant to a Minnesota-based nonprofit qualified debt counseling organization to provide individuals student loan debt repayment counseling to Minnesota residents.
Fostering Independence Higher Education Grants	FY2022		\$0	Grants to eligible Minnesota residents who were in the foster care system at any point after their 13 th birthday to attend any Minnesota public or participating private institution. First awards to students in FY2023.
Aspiring Teachers of Color Scholarship Pilot	FY2022		\$0	Scholarships to support undergraduate and graduate students who are preparing to become teachers, have demonstrated financial need, and belong to racial or ethnic groups underrepresented in the state's teacher workforce. First awards to students in FY2023 made possible with one-time funds available until FY2025.
Minnesota 529 College Savings Program	FY2022 (As of 6/30/2022)	88,221 Active Accounts 48,190 Account Holders	\$1.707 billion in total assets	A tax-advantaged 529 college savings plan to help families save for higher education tuition and expenses. The Plan is administered by the Office of Higher Education and State Board of Investment (SBI). There is no state appropriation.

<i>Program</i>	<i>Year</i>	<i>Students</i>	<i>Amount</i>	<i>Description</i>
Future Together Grant	FY2022	1,572	\$1.984 million	Tuition-free pathway grants to eligible Minnesota residents enrolled at Minnesota public institutions and tribal colleges in programs leading to high-need careers. Program funded with federal ARPA funds through FY2024 or until funds exhausted.

RESULTS

Student Financial Aid Services evaluates the outcomes of its strategies and services by determining their impact on student access to, and choice of, higher education institutions by:

1. Measuring the number of Minnesota residents that apply for financial aid and the number of Minnesota resident students who receive a Minnesota State Grant
2. Assessing the net price students and families pay for postsecondary attendance and its relation to family income
3. Monitoring the median cumulative student loan debt of bachelor’s degree completers at Minnesota four-year public and private campuses to determine if cumulative debt amounts are stable and monthly loan payments are reasonable
4. Tracking the percentage of students who take out student loans to attend college
5. Comparing the percentage of Minnesota State Grant recipients who attend in-state private institutions with nationwide averages to determine if the program continues to support student choice

Applicants for Financial Aid

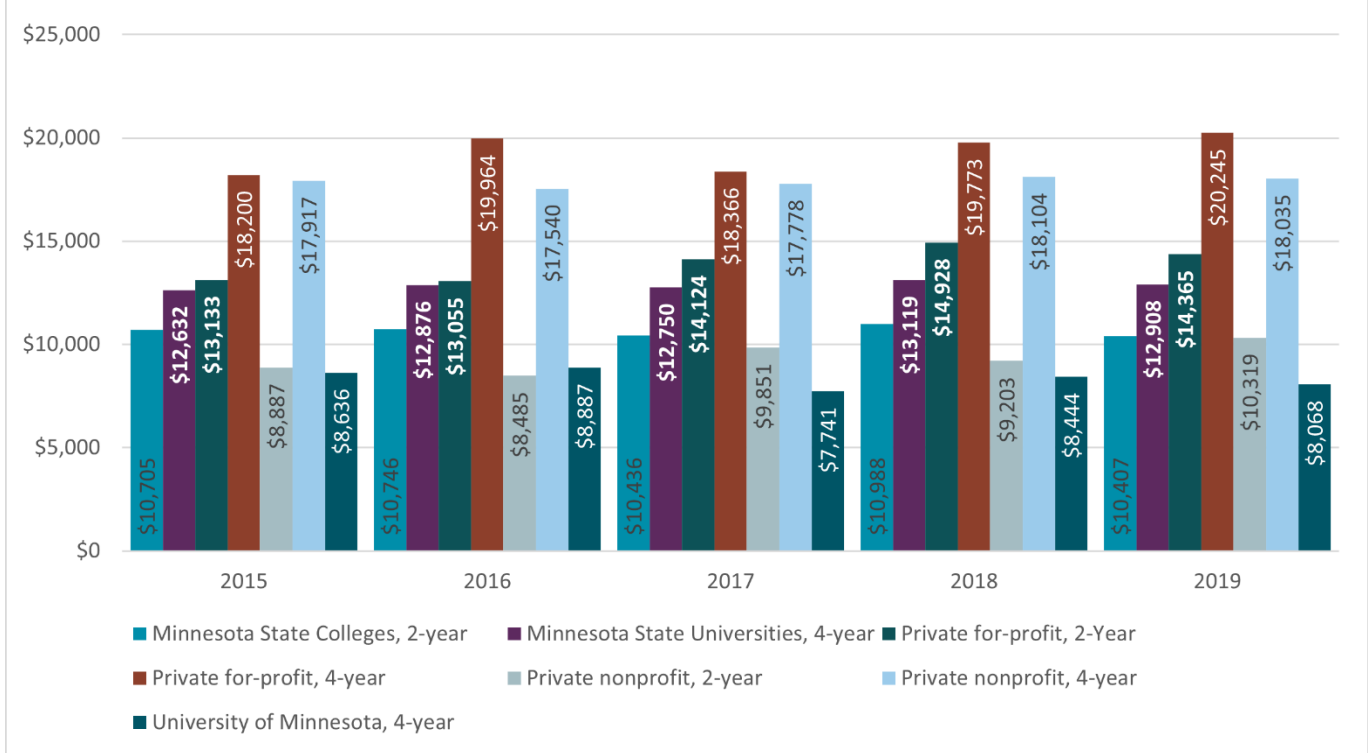
Measuring the number of Minnesota resident students who receive a State Grant compared to the number of State Grant applicants helps Student Financial Aid Services evaluate the State Grant award calculation. For fiscal year 2021 (academic year 2020-2021), 122,171 students completed the FAFSA or state aid application and met eligibility requirements outlined in state statute to receive a Minnesota state grant and of those that applied, 71,889 students received a State Grant. These totals include students meeting State Grant eligibility requirements and those who qualified for a State Grant award under the Minnesota Dream Act. The percent of applicants receiving a State Grant has remained stable over the last few years.

<i>Type of Measure</i>	<i>Name of Measure</i>	<i>2017</i>	<i>2018</i>	<i>2019</i>	<i>2020</i>	<i>2021</i>
Quantity	Students Served – Applications Received	145,724	135,969	131,983	130,070	122,171
Quantity	Students Served – Number of State Grant Recipients	81,027	80,793	79,805	77,544	71,889
Quantity	Percent of Applicants Receiving a State Grant	56%	59%	60%	60%	59%

Net Price in Minnesota

Net price is the average yearly price actually charged to undergraduate students after subtracting grants and scholarships they may receive. The Federal Pell Grant, Minnesota State Grant, and other state financial aid programs are important drivers of net price. Over the past five years, the net price across all sectors has been relatively stable in Minnesota, which is some indication that grants and scholarships are keeping pace with increasing college costs.

Net Price by Sector for Students with Incomes Under \$75,000

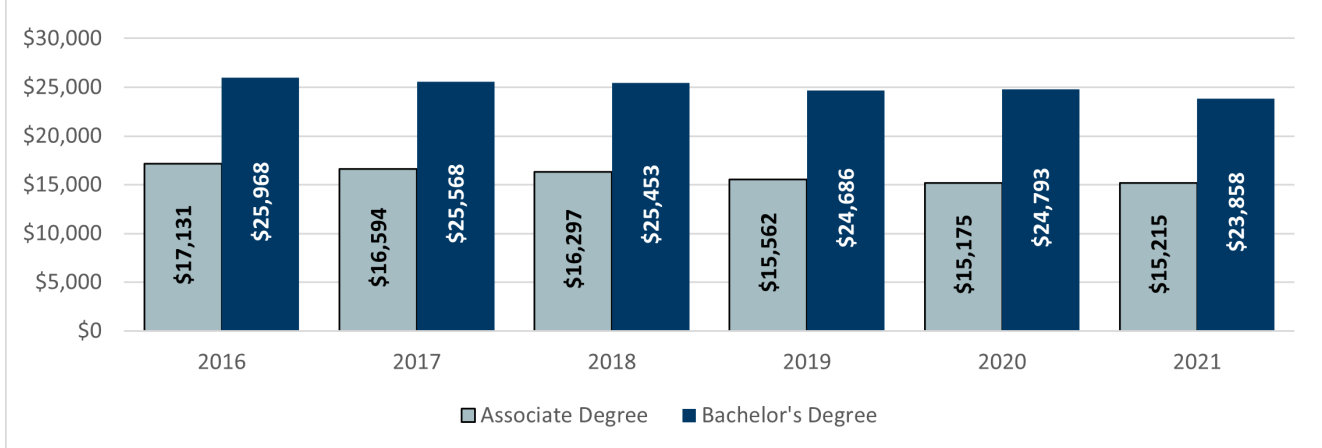


Median Cumulative Student Debt & Percentage of Students Borrowing in Minnesota

State financial aid programs help reduce the cumulative amount students must borrow to cover educational costs. Median student loan debt in Minnesota has been stable over the past five years. Students who graduated with a bachelor’s degree from Minnesota institutions had an average median student loan debt of \$23,858 in 2021, and associate degree recipients had an average median student loan debt of \$15,215 in 2021.

The percentage of Minnesota four-year college graduates with student loans has also been declining slightly over the past four years, from 72 of Bachelor’s degree graduates borrowing in 2014 to 63 percent in 2021, and 69 percent for associate degree recipients borrowing in 2014 to 52 percent in 2021.

Median Cumulative Student Loan Debt of Recent College Graduates in Minnesota

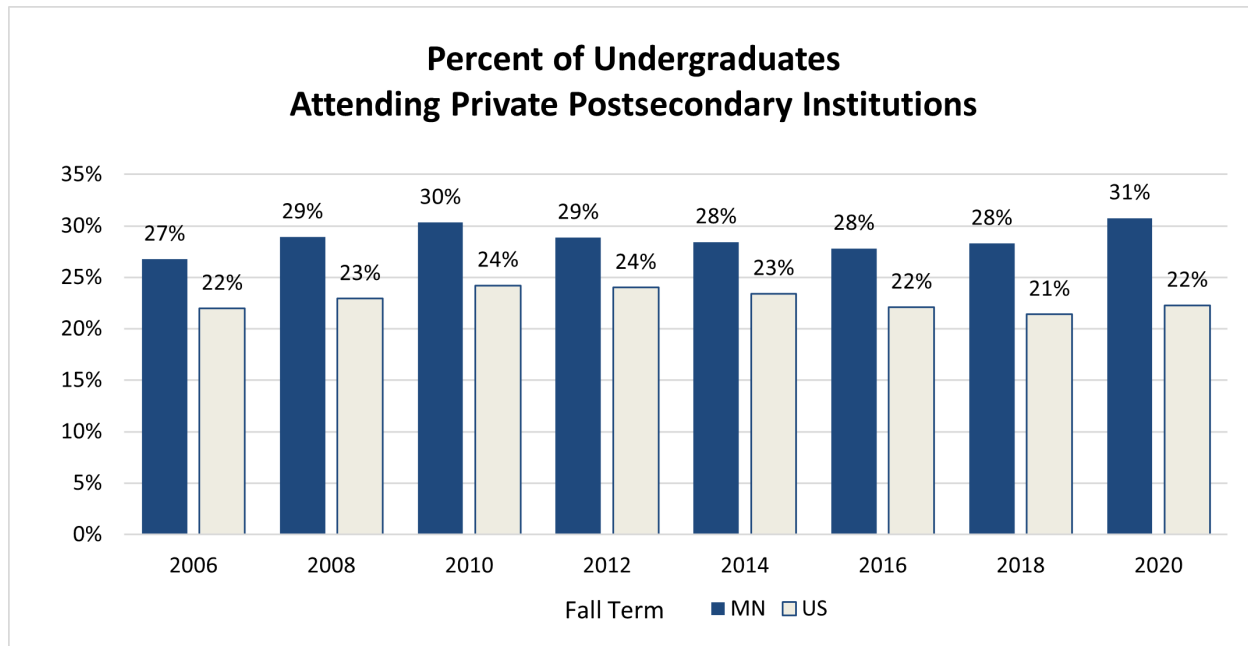


Cumulative Median Debt of Graduates, 2016-17 to 2020-21 by Degree Level

Type of Measure	Name of Measure	2016-2017 Graduates	2017-2018 Graduates	2018-2019 Graduates	2019-2020 Graduates	2020-2021 Graduates
Results	Cumulative Debt – Sub-baccalaureate Certificates	\$10,535	\$10,009	\$10,286	\$10,112	\$9,917
Results	Cumulative Debt – Associate Degrees	\$16,594	\$16,297	\$15,562	\$15,175	\$15,215
Results	Cumulative Debt – Bachelor’s Degrees	\$25,588	\$25,453	\$24,641	\$24,793	\$23,858

Enrollment at Private Postsecondary Education Institutions in Minnesota

Minnesota’s undergraduate students continue to attend in-state private institutions at a higher rate (31 percent) than the national average (22 percent). The percentage of students enrolled at private institutions in Minnesota increased in fall 2020 as COVID-19 impacted enrollment unevenly, with public 2-year colleges seeing the largest enrollment declines of any institution type.



Source: Digest of Education Statistics, U.S. Department of Education, 2021; Minnesota Office of Higher Education, Student Enrollment Database.

The following links are to statutes or laws providing legal authority to the Office of Higher Education to administer the programs:

- <https://www.revisor.mn.gov/statutes/?id=136A.121> Minnesota State Grant Program
- <https://www.revisor.mn.gov/statutes/?id=136A.125> Postsecondary Child Care Grant Program
- <https://www.revisor.mn.gov/statutes/?id=136A.233> Minnesota State Work Study Program
- <https://www.revisor.mn.gov/statutes/?id=136A.08> Interstate Tuition Reciprocity Program
- <https://www.revisor.mn.gov/statutes/?id=299A.45> Safety Officers Survivor’s Grant Program
- <https://www.revisor.mn.gov/statutes/?id=136A.126> Minnesota Indian Scholarship Program
- <https://www.revisor.mn.gov/statutes/?id=136A.1796> Tribal College Supplemental Grants

<https://www.revisor.mn.gov/laws/2021/1/Session+Law/Chapter/2/> United Family Practice & Hennepin Healthcare Family Medical Residency Program

<https://www.revisor.mn.gov/statutes/cite/136A.246> Dual Training Grants

<https://www.revisor.mn.gov/laws/2021/1/Session+Law/Chapter/2/> Emergency Assistance for Postsecondary Students Grant Program

<https://www.revisor.mn.gov/statutes/cite/136A.1274> Underrepresented Student Teacher Grants

<https://www.revisor.mn.gov/statutes/cite/136A.1275> Student Teacher Grants in Shortage Areas

<https://www.revisor.mn.gov/statutes/cite/136A.1791> Teacher Shortage Loan Repayment

<https://www.revisor.mn.gov/statutes/cite/136A.1795> Large Animal Vet Loan Forgiveness

<https://www.revisor.mn.gov/statutes/cite/136A.1794> Agricultural Educator Loan Repayment

<https://www.revisor.mn.gov/statutes/cite/136A.1789> Aviation Degree Loan Repayment Program

<https://www.revisor.mn.gov/statutes/cite/136A.1215> Grants for Students with Intellectual and Developmental Disabilities

<https://www.revisor.mn.gov/laws/2021/1/Session+Law/Chapter/2/> LRAP of Minnesota

<https://www.revisor.mn.gov/laws/2021/1/Session+Law/Chapter/2/> Minnesota Independence College & Community Student Loan Debt Counseling Program

<https://www.revisor.mn.gov/laws/2021/1/Session+Law/Chapter/2/> Student Loan Debt Counseling Program

<https://www.revisor.mn.gov/statutes/cite/136A.1241> Fostering Independence Higher Education Grants

<https://www.revisor.mn.gov/laws/2021/1/Session+Law/Chapter/2/> Aspiring Teachers of Color Scholarship Pilot

<https://www.revisor.mn.gov/statutes/cite/136G.05> Minnesota 529 College Savings Program

Student Financial Aid Services

Program Expenditure Overview

(Dollars in Thousands)

	Actual FY20	Actual FY21	Actual FY22	Estimate FY23	Forecast Base	
					FY24	FY25
<u>Expenditures by Fund</u>						
1000 - General	244,622	253,226	246,084	261,060	252,486	252,486
2000 - Restrict Misc Special Revenue	76	64	1,557	78	80	80
2001 - Other Misc Special Revenue	2,664	2,839	4,145	6,750	2,715	2,715
3000 - Federal	42	37	34	54	50	50
3015 - ARP-State Fiscal Recovery			7,559	30,716		
Total	247,404	256,167	259,379	298,658	255,331	255,331
Biennial Change				54,466		(47,375)
Biennial % Change				11		(8)

Expenditures by Activity

Student Financial Aid Services	20,791	22,792	28,119	68,043	25,209	25,209
State Grants	219,256	221,597	220,762	221,281	221,027	221,027
Mn College Savings Program	76	64	1,557	78	80	80
Loan Forgiveness and Counseling	1,196	620	441	756	515	515
Interstate Tuition Reciprocity	6,085	11,094	8,500	8,500	8,500	8,500
Total	247,404	256,167	259,379	298,658	255,331	255,331

Expenditures by Category

Compensation	167	178	285	573	213	220
Operating Expenses	1,315	497	297	1,236	137	132
Grants, Aids and Subsidies	244,468	254,223	257,027	296,840	254,976	254,974
Other Financial Transaction	1,454	1,268	1,770	9	5	5
Total	247,404	256,167	259,379	298,658	255,331	255,331

Total Agency Expenditures	247,404	256,167	259,379	298,658	255,331	255,331
Internal Billing Expenditures	6	4	4			
Expenditures Less Internal Billing	247,399	256,163	259,375	298,658	255,331	255,331

Full-Time Equivalent

	1.70	1.77	2.47	3.96	1.79	1.79
--	------	------	------	------	------	------

Student Financial Aid Services

Program Financing by Fund

(Dollars in Thousands)

	Actual FY20	Actual FY21	Actual FY22	Estimate FY23	Forecast Base	
					FY24	FY25
1000 - General						
Balance Forward In	0	7,569		4,556		
Direct Appropriation	251,346	251,346	252,666	258,529	254,511	254,511
Transfers In	1,858	663	625	625	625	625
Transfers Out	4,708	2,888	2,650	2,650	2,650	2,650
Cancellations		3,463				
Balance Forward Out	3,874		4,557			
Expenditures	244,622	253,226	246,084	261,060	252,486	252,486
Biennial Change in Expenditures				9,296		(2,172)
Biennial % Change in Expenditures				2		(0)
Full-Time Equivalents	0.58	0.60	0.86	1.76	0.59	0.59

2000 - Restrict Misc Special Revenue

Balance Forward In	175	133	112	98	80	60
Receipts	31	40	1,543	60	60	60
Balance Forward Out	130	110	98	80	60	40
Expenditures	76	64	1,557	78	80	80
Biennial Change in Expenditures				1,495		(1,475)
Biennial % Change in Expenditures				1,071		(90)
Full-Time Equivalents	0.40	0.40	0.40	0.40	0.40	0.40

2001 - Other Misc Special Revenue

Balance Forward In	4,706	5,179	5,856	4,360	260	195
Transfers In	2,756	2,756	2,756	2,756	2,756	2,756
Transfers Out	106	106	106	106	106	106
Balance Forward Out	4,691	4,989	4,361	260	195	130
Expenditures	2,664	2,839	4,145	6,750	2,715	2,715
Biennial Change in Expenditures				5,391		(5,465)
Biennial % Change in Expenditures				98		(50)
Full-Time Equivalents	0.69	0.77	0.75	0.80	0.80	0.80

3000 - Federal

Balance Forward In			1	4		
Receipts	42	38	37	50	50	50

Student Financial Aid Services

Program Financing by Fund

(Dollars in Thousands)

	Actual FY20	Actual FY21	Actual FY22	Estimate FY23	Forecast Base	
					FY24	FY25
Balance Forward Out		1	4			
Expenditures	42	37	34	54	50	50
Biennial Change in Expenditures				9		12
Biennial % Change in Expenditures				11		13
Full-Time Equivalents	0.03					

3015 - ARP-State Fiscal Recovery

Balance Forward In				30,716		
Direct Appropriation			39,775			
Cancellations			1,500			
Balance Forward Out			30,716			
Expenditures			7,559	30,716		
Biennial Change in Expenditures				38,275		(38,275)
Biennial % Change in Expenditures						(100)
Full-Time Equivalents			0.46	1.00		

Program: State Supplemental Loans

<http://www.selfloan.state.mn.us/> and <http://www.selfrefi.state.mn.us/>

AT A GLANCE

- Over 32,000 borrowers currently have loans through the SELF program, which offers low-interest loans for Minnesota residents or students enrolled at a Minnesota school, and owe over \$419 million.
- Over 500 borrowers currently have loans through the SELF Refi program, a low-interest student loan refinance program available to Minnesota residents, and owe over \$10 million.

PURPOSE AND CONTEXT

The Office of Higher Education offers the Student Educational Loan Fund (SELF) program to help students finance their postsecondary education with low-interest loans. The SELF program contributes to the agency's mission by supporting students in earning a higher education credential by providing low-cost loan funds to attend college. SELF Loans are not limited to people with certain income levels. Students are eligible as long as they meet minimum program requirements and have a co-signer. The SELF Refi program is available to help Minnesota residents refinance their student loans by offering low interest rates and favorable repayment terms

SERVICES PROVIDED**SELF Program**

The SELF program provides loans to students and families to help pay for college. The SELF Loan is available to Minnesota residents attending a participating college nationwide, or a Minnesota resident or nonresident attending a college in Minnesota. The program provides money to students to cover the cost of attending college beyond what is available through scholarship and grant money. Students can choose either a fixed or variable rate. SELF interest rates as of August 1, 2022 are: 4.50% variable and 6.35% fixed. SELF VI phase launched in April 2022. SELF VI offers more manageable payments while in-school. Payments are currently set at \$15 per month per SELF VI Loan while in school and during 1-year Transition Period after school.

SELF Refi

The SELF Refi program provides loans to help Minnesota residents refinance their postsecondary education debt to make their debt more manageable through lower interest rates and/or longer repayment terms. The SELF Refi Loan is available to Minnesota residents who have earned a credential, are currently employed, meet credit and debt-to-income requirements, and have at least \$10,000 in qualified education loans to refinance. There is also an option for a co-signed loan if the borrower does not qualify individually but meets minimum credit and debt-to-income requirements with a co-signer. The maximum SELF Refi loan is \$150,000. There are six different loan options based on loan term and type of interest rate. Rates range from 3.30% to 7.00% as of August 1, 2022. The debt-to-income ratio of the borrower and co-signer (if needed) determine which of the six options the borrower can select from.

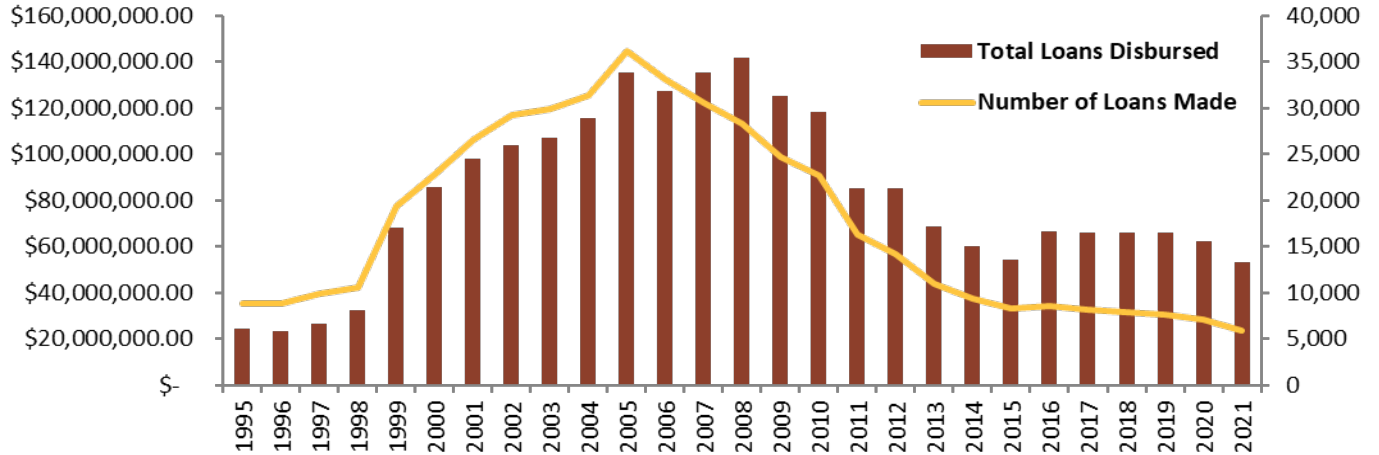
RESULTS**Quantity:**

The chart below shows the number of SELF Loans and total dollars given to students decreased between 2009 and 2015. There are two primary reasons for the decrease:

- The federal government passed a law in 2008, which greatly restricts the ability of colleges to give students information about non-federal loans. Before this law was in place, colleges could give students information about the SELF Loan and the low interest rates available.
- The amount students could borrow through the SELF program was not keeping up with the cost of going to college. This meant students would borrow from private banks or other financial sources in order to get all the money they needed from one place, even though it may cost them more in interest and fees.

Loan volume increased in fiscal year 2016 as a result of increasing the loan limit from \$10,000 to \$20,000 for students enrolled in 4-year or graduate programs. Since the increase, the volume has remained relatively stable with slight decreases since 2019 due to declining postsecondary enrollment.

SELF Loans Awarded (FY1995 - FY2021)

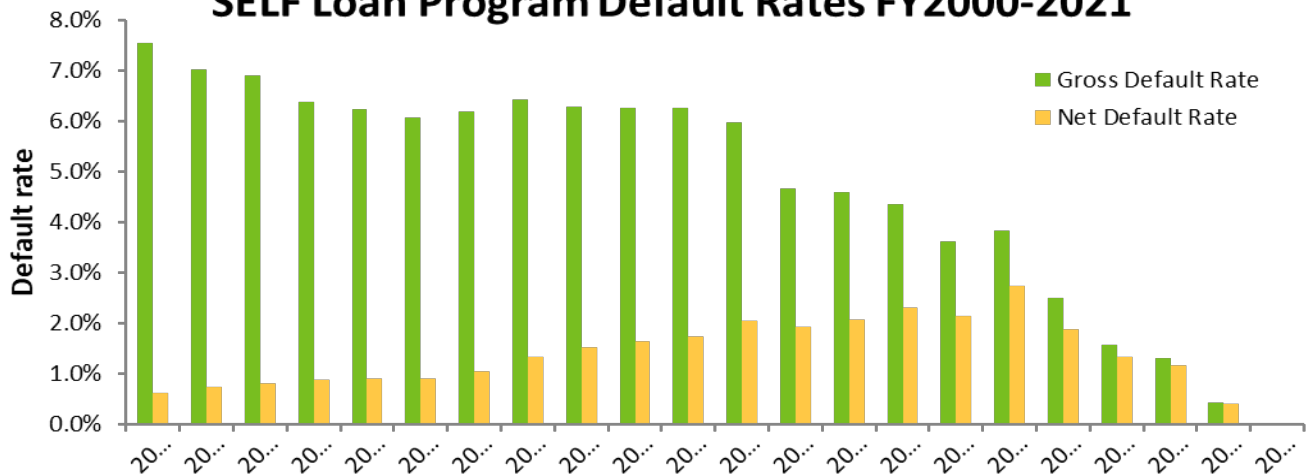


Source: Office of Higher Education

Quality:

Gross defaults represent the loan balance at the time of default. The amount owed after payments have been made on the defaulted loans is the net default. As shown in the chart below, both the gross and net default rates for SELF loans are fairly low in comparison to other private loan programs. We effectively collect money owed on defaulted loans resulting in net default rates of less than 3%. Low default rates help keep interest rates low for students, since people not repaying their loans is a program expense.

SELF Loan Program Default Rates FY2000-2021



Source: Minnesota Office of Higher Education

SELF Refi Program

Quantity:

The legislature limited the SELF Refi program to a maximum amount of \$300 million in loans outstanding. Currently, borrowers owe over \$10 million dollars.

Quality:

The program is still relatively new (2016) and will continue to be evaluated. Changes in eligibility have been made since the start of the program and will continue to be made to increase the program's value to Minnesota residents in managing student debt.

M.S. 136A.1701 (<https://www.revisor.mn.gov/statutes/?id=136A.1701>) provides the legal authority for the SELF program.

M.S. 136A.1704 (<https://www.revisor.mn.gov/statutes/?id=136A.1704>) provides the legal authority for the SELF Refi program.

State Supplemental Loans

Program Expenditure Overview

(Dollars in Thousands)

	Actual FY20	Actual FY21	Actual FY22	Estimate FY23	Forecast Base	
					FY24	FY25
<u>Expenditures by Fund</u>						
8300 - Office Of Higher Education	68,628	58,056	66,499	96,100	96,100	96,100
Total	68,628	58,056	66,499	96,100	96,100	96,100
Biennial Change				35,915		29,601
Biennial % Change				28		18
<u>Expenditures by Activity</u>						
State Supplemental Loans	68,628	58,056	66,499	96,100	96,100	96,100
Total	68,628	58,056	66,499	96,100	96,100	96,100
<u>Expenditures by Category</u>						
Operating Expenses	3,687	2,104	5,058	5,100	5,100	5,100
Other Financial Transaction	64,941	55,952	61,441	91,000	91,000	91,000
Total	68,628	58,056	66,499	96,100	96,100	96,100

State Supplemental Loans

Program Financing by Fund

(Dollars in Thousands)

	Actual FY20	Actual FY21	Actual FY22	Estimate FY23	Forecast Base	
					FY24	FY25
8300 - Office Of Higher Education						
Balance Forward In	127,277	188,244	193,832	239,222	239,222	239,222
Receipts	132,595	63,644	111,889	96,100	96,100	96,100
Transfers Out	3,000					
Balance Forward Out	188,244	193,832	239,222	239,222	239,222	239,222
Expenditures	68,628	58,056	66,499	96,100	96,100	96,100
Biennial Change in Expenditures				35,915		29,601
Biennial % Change in Expenditures				28		18

Program: Research, Policy, and Analysis

<http://www.ohe.state.mn.us/> and <https://sleds.mn.gov/>

AT A GLANCE

- Provides research and analysis on postsecondary education, college readiness, and postsecondary-workforce alignment for the Governor, the Minnesota Legislature, and the people of the State of Minnesota.
- Supports innovative research through Spinal Cord & Traumatic Brain Injury (SCI/TBI) grants program.

PURPOSE AND CONTEXT

The Research, Policy and Analysis Division provides credible, politically neutral, research-based data, information and analysis on higher education. Research provided is used to evaluate programs, inform strategic plans, develop and inform state policy, and assist individuals, colleges, communities, and the state with determining effective practices based on data-informed strategies.

SERVICES PROVIDED

- Provides credible and timely analysis of state higher education enrollment, completions, and funding, including: college preparation and access, financing of higher education (student & state), student outcomes (credentials, debt, employment), and system/institutional performance.
- Leverages data and analysis to guide planning, administering and budgeting for Minnesota’s state financial aid programs (e.g. Minnesota State Grant, Tuition Reciprocity).
- Leads the Statewide Longitudinal Education Data System (SLEDS) and facilitates interagency work of the Early Childhood Longitudinal Data System (ECLDS). SLEDS and ECLDS leverage data from birth/early childhood, K-12 education, postsecondary education, workforce training and employment. SLEDS assists families, communities and the state in identifying the most viable pathways for individuals to achieve successful outcomes in education and work. SLEDS and ECLDS informs early care, education, and workforce policy and practice in Minnesota.
- Engages in cross-agency, philanthropic and non-profit collaboration to broaden resources, data, and information available to Minnesotans.
- Manages collection of student enrollment and completion data from over 200 postsecondary education institutions and DEED-approved eligible training providers operating in Minnesota. Administers surveys to institutions regarding study abroad health and safety, sexual assault, cumulative debt, financial aid awarded, and dual credit acceptance.
- Develops and runs several grant and pilot programs created by the Minnesota Legislature (including the Spinal Cord & Traumatic Brain Injury Research Grant program and Direct Admissions)

RESULTS

<i>Type of Measure</i>	<i>Name of Measure</i>	<i>2018</i>	<i>2019</i>	<i>2020</i>	<i>2021</i>	<i>2022</i>
Quantity	Unduplicated count of students enrolled for which OHE maintains data.	518,577	509,698	506,840	501,860	--
Quantity	Unduplicated count of students graduating for which OHE maintains data.	98,167	100,063	98,060	100,479	--

Type of Measure	Name of Measure	2018	2019	2020	2021	2022
Results	Number of New SCI/TBI Grantees (Organizations) - Grant dollars awarded	27 organization s; \$3,795,835	27 organization s; \$3,761,301	*20 organization s; \$3,254,973	19 organization s; \$2,081,898	11 organization s; \$3,147,411

*In 2020, supplemental funding was provided to existing grantees to help the continuity of research disrupted because of the COVID pandemic.

136A.01 OFFICE OF HIGHER EDUCATION Subd. 2(a)(6) (<https://www.revisor.mn.gov/statutes/cite/136A.01>) provides authority for OHE to collect and maintain student enrollment and financial aid data, and report data on students and postsecondary institutions to develop and implement a process to measure and report on the effectiveness of postsecondary institutions.

135A.012 HIGHER EDUCATION ATTAINMENT GOAL (<https://www.revisor.mn.gov/statutes/cite/135A.012>) provides statutory authority for the state’s attainment goal and monitoring progress to the goal.

127A.70 MINNESOTA P-20 EDUCATION PARTNERSHIP. Subd. 2(b) (<https://www.revisor.mn.gov/statutes/cite/127A.70>) provides statutory authority for the management of SLEDS and ECLDS.

Statutory reporting by the Research Department includes, but is not limited to:

- Minnesota Statutes 136A.121 STATE GRANT PROGRAM. Subd. 20 provides statutory responsibility for data collection, analysis and reporting of postsecondary enrollment, completion, and financial aid.
- Minnesota Statutes 116J.4011 LABOR MARKET INFORMATION DATA PRODUCTION REQUIREMENT provides statutory responsibility for collaborative reporting with DEED related to postsecondary employment outcomes of college graduates.
- Minnesota Statutes 124D.09 subdivision 10a requires OHE to evaluate and report on concurrent enrollment programs.
- Minnesota Statutes 135A.15 SEXUAL HARASSMENT AND VIOLENCE POLICY Subd 6. requires OHE to annually report statistics on sexual assault.
- Minnesota Statutes 136A.055 DEVELOPMENTAL EDUCATION REPORTING requires OHE to report annually on developmental education enrollment and completion of recent high school graduates.
- Minnesota Statutes 136A.08 RECIPROCAL AGREEMENTS RELATING TO NONRESIDENT TUITION WITH OTHER STATES OR PROVINCES Subd 7 require OHE to report on students receiving tuition reciprocity.

Research, Policy, and Analysis

Program Expenditure Overview

(Dollars in Thousands)

	Actual FY20	Actual FY21	Actual FY22	Estimate FY23	Forecast Base	
					FY24	FY25
<u>Expenditures by Fund</u>						
1000 - General	2,006	2,231	2,631	22,642	2,262	2,262
2000 - Restrict Misc Special Revenue	364	63	238	245	50	50
2001 - Other Misc Special Revenue	5,348	5,738	3,870	6,284	3,045	3,045
2403 - Gift				3		
Total	7,718	8,032	6,739	29,174	5,357	5,357
Biennial Change				20,163		(25,199)
Biennial % Change				128		(70)
<u>Expenditures by Activity</u>						
Research, Policy, and Analysis	2,012	2,538	1,956	2,385	1,972	1,972
Miscellaneous Grant Programs	5,707	5,494	4,783	26,789	3,385	3,385
Total	7,718	8,032	6,739	29,174	5,357	5,357
<u>Expenditures by Category</u>						
Compensation	463	406	232	385	248	257
Operating Expenses	1,647	2,219	1,895	2,513	1,859	1,850
Grants, Aids and Subsidies	5,608	5,407	4,612	26,276	3,250	3,250
Total	7,718	8,032	6,739	29,174	5,357	5,357
Total Agency Expenditures	7,718	8,032	6,739	29,174	5,357	5,357
Internal Billing Expenditures	20	11	5			
Expenditures Less Internal Billing	7,698	8,021	6,734	29,174	5,357	5,357
<u>Full-Time Equivalent</u>	3.73	3.48	2.60	3.85	1.80	1.80

(Dollars in Thousands)

	Actual FY20	Actual FY21	Actual FY22	Estimate FY23	Forecast Base	
					FY24	FY25
1000 - General						
Balance Forward In	330	1,096		380		
Direct Appropriation	5,262	5,262	5,262	25,262	5,262	5,262
Transfers In			750			
Transfers Out	3,000	3,500	3,000	3,000	3,000	3,000
Cancellations	53	627				
Balance Forward Out	532		381			
Expenditures	2,006	2,231	2,631	22,642	2,262	2,262
Biennial Change in Expenditures				21,036		(20,749)
Biennial % Change in Expenditures				496		(82)
Full-Time Equivalents	2.72	2.49	1.33	1.30	1.30	1.30

2000 - Restrict Misc Special Revenue

Balance Forward In	65	106	271	195		
Receipts	405	225	162	50	50	50
Balance Forward Out	106	269	195			
Expenditures	364	63	238	245	50	50
Biennial Change in Expenditures				57		(383)
Biennial % Change in Expenditures				13		(79)
Full-Time Equivalents	0.25		0.70	2.05		

2001 - Other Misc Special Revenue

Balance Forward In	2,445	2,705	4,204	3,464	180	135
Receipts	206	391	129			
Transfers In	3,090	3,090	3,090	3,090	3,090	3,090
Transfers Out	90	90	90	90	90	90
Balance Forward Out	303	357	3,463	180	135	90
Expenditures	5,348	5,738	3,870	6,284	3,045	3,045
Biennial Change in Expenditures				(932)		(4,064)
Biennial % Change in Expenditures				(8)		(40)
Full-Time Equivalents	0.76	0.99	0.57	0.50	0.50	0.50

2403 - Gift

Balance Forward In	3	3	3	3		
--------------------	---	---	---	---	--	--

(Dollars in Thousands)

	Actual FY20	Actual FY21	Actual FY22	Estimate FY23	Forecast Base FY24 FY25	
Balance Forward Out	3	3	3			
Expenditures				3		
Biennial Change in Expenditures				3		(3)
Biennial % Change in Expenditures						

Program: Postsecondary Access and Outreach

Minitex: <http://www.minitex.umn.edu/>

Get Ready: <http://www.getready.state.mn.us/>

Publications <http://www.ohe.state.mn.us/sPages/pubsGR.cfm>

AT A GLANCE

- **Get Ready Program:** \$4.48M/year federal funded grant program launched in September 2018. An estimated 47,000 students from low-income background and communities of color will receive services during the seven-year grant cycle.
- **Intervention for College Attendance Program (ICAP):** \$796,000 /year provides student support services to 2,936 students in grades six through 12, as well as first-year postsecondary students.
- **Minnesota Minority Education Equity Partnership (MnEEP):** \$45,000/year to help fund MnEEP operations and activities to increase the success of students of color and American Indian students in Minnesota schools, colleges, and universities.
- **Minitex/MNLink:** \$5.9M/year to provide statewide support functions to assist academic, public, state government, school and special libraries through services such as interlibrary loan and the Electronic Library for Minnesota (ELM), which provides over 20 million resource downloads annually.
- **College Possible:** \$500,000/year provided students support services to 12,114 high school and postsecondary students to facilitate educational completion in fiscal years 2020 and 2021.
- **Summer Academic Enrichment Program (SAEP):** \$250,000/year provides grants for approximately 800 students annually in grades 3 through 11 to attend an academically-enriched summer program.
- **Student/Parent Outreach:** A range of services/publications are made available to college-bound students and their families on topics such as choosing a college, paying for college, and FAFSA completion.
- **Campus Sexual Violence Prevention and Response Program:** \$175,000/year in funding is utilized to provide resources, training, and guidance on best practices to postsecondary institutions to prevent and respond to sexual violence.
- **Direct Admission:** \$925,000 in 2022 was utilized to contract with about 40 secondary schools and the higher education systems in the state to pilot a program to establish and, to the extent feasible, implement a process for leveraging existing kindergarten through grade 12 and higher education student information systems to automate the admissions process for students.

PURPOSE AND CONTEXT

The Agency is charged in statute with providing students from secondary education through adulthood with information on postsecondary options, including paying for and preparing for college. OHE outreach and access programs include Get Ready, the Intervention for College Awareness Program, Campus Sexual Violence Prevention and Response Program, Summer Academic Enrichment Program, College Possible, Minnesota Education Equity Partnership (MnEEP), and other programs such as MNLink/Minitex, Student Parent Outreach, and a Student Employer Connection Information System. Additionally, the mission of the Minnesota Office of Higher Education is to support the pursuit and completion of a higher education credential by every Minnesotan, regardless of race, gender, or socio-economic status, in order to enhance our democracy, the State's economic vitality, and individual quality of life. Our goals are to make postsecondary education accessible and affordable to all Minnesotans and foster best practices to ensure completion.

SERVICES PROVIDED

THE STUDENT/PARENT OUTREACH initiatives provide a range of services to college-bound students and their families. The following represent the core modalities:

- *Financial Aid & Choosing a College Publications:* Currently, we produce and print publications on *Financial Aid Basics, FAFSA & Dream Act, Grants & Scholarships, Loans & Consumer Protection, and Choosing a College*. These publications give an overview of Minnesota institutions, the programs they offer, the application process for financial aid, and all of the different ways to finance one's postsecondary education. The *Choosing a College* publication allows students to explore two-year and four-year public and private institutions, as well as accredited cosmetology and specialized trade schools. The profiles found in the beginning of the guide provide information on tuition, fees, class sizes, and required exams. Our program grid, found in the back of the guide, helps match students' interests and field of study with the Minnesota institution that is best suited for them. It is the easiest way to know what programs each school offers.
- *Financial Aid & College Knowledge Presentations:* These presentations are delivered by our team of contracted outreach presenters in English or Spanish to help students and families understand the financial aid process, the Free Application for Federal Student Aid (FAFSA), the Minnesota Dream Act, and how to choose and apply to college.
- *Outreach Videos:* These videos are recorded presentations given by the contracted outreach presenters. They are available in long-form (approximately 25 minutes) and short-form, allowing students and their families to choose the exact topic they would like to learn more about.
- *Minnesota State Fair:* Each year, OHE has a booth in Education Building of the Minnesota State Fair, where we distribute information about our publications, outreach, attainment goal, and other resources to students and their families about postsecondary education.

Minnesota Goes to College: Minnesota Goes to College provides graduating high school seniors with the preparation, opportunity, and support needed to apply and enroll in college. Each school year, participating schools, college access programs, postsecondary institutions, and community organizations plan and host Minnesota Goes to College events for students and families. These events focus on college and career exploration, financial aid and Dream Act information, and application completion. This work aligns with the State of Minnesota's [2025 Attainment Goal](http://www.ohe.state.mn.us/sPages/educ_attain_goal_2025.cfm) (http://www.ohe.state.mn.us/sPages/educ_attain_goal_2025.cfm)- ensuring 70 percent of Minnesotans ages 25 to 44 attain a postsecondary credential. Minnesota Goes to College is sponsored by a steering committee of K12, higher education, and nonprofit partners, including: Minnesota Department of Education (MDE), Minnesota Office of Higher Education (OHE), Minnesota Private College Council, Minnesota State, University of Minnesota - Twin Cities, Minnesota State University - Mankato, Saint Paul.

GET READY serves 6th-12th grade students, their families, and the educators through the following core interventions:

- *Postsecondary Pathways Curriculum:* Get Ready's research-based, student-led exploration of personal and social identity, individual skills and interests, learning techniques for academic success, career choices, and options for extending the education process beyond high school. Students receive 25 lessons per year.
- *Postsecondary Pathways Counseling:* Students receive one-on-one and small group assistance with academic planning, goal setting, exploring college and career options, financing a postsecondary education, and completing the college application process.
- *Postsecondary Pathways Field Experiences:* Students participate in college visits, job shadowing, internships, service learning, and academic enrichment activities offered in collaboration with Get Ready's community partners.
- *Parent Empowerment Initiatives:* Parents receive the necessary information, tools, and strategies to support their children during the postsecondary planning process via one-to-one advising, seminars, and culturally- specific workshops.

- *Professional Development for Educators*: School staff receive training and technical support related to postsecondary readiness best practices, effective data utilization, equity mindsets, leading change, and resource management.

INTERVENTION FOR COLLEGE ATTENDANCE PROGRAM (ICAP) - grants provide students from underserved communities in 6th-12th grade and their first year of college with the following services:

- Academic counseling and mentoring
- Fostering and improving parental involvement in planning for and facilitating a college education
- Services for students with English as a second language
- Academic enrichment activities and tutoring
- Career awareness and exploration
- Assistance with high school course selection
- Information about college admission requirements, financial aid counseling, and orientation to college life
- Social-emotional development
- Culturally appropriate teaching and learning

MINNESOTA MINORITY EDUCATION EQUITY PARTNERSHIP (MNEEP) – OHE serves as the fiscal agent for an annual pass-through to MnEEP in the amount of \$45,000. MnEEP was founded to increase the success of students of color and American Indian students in Minnesota schools, colleges, and universities. MnEEP achieves its mission by researching race equity in Minnesota education and fostering collaborative efforts between students, parents, and educators to better align the Minnesota education system with communities of color.

COLLEGE POSSIBLE - TWIN CITIES - OHE serves as the fiscal agent for a \$500,000 annual legislatively named state grant. College Possible’s mission is to help low-income students become college graduates.

MNLINK - the online discovery and interlibrary loan portal for libraries, provides access to materials across the region. MNLINK provides 24/7 access to request books, articles, media and other physical or online resources.

- ELM, the Electronic Library for Minnesota, is an electronic collection of research and information databases that Minnesotans can access 24/7. Schools and libraries can directly link to ELM at no charge.

MINITEX - provides overnight delivery of physical materials to participating libraries, including delivery to the state’s residents from the University of Minnesota’s library collections.

- Through AskMN, online reference librarians answer students’ and professors’ questions and help them locate educational materials.
- Group discounts are negotiated for online databases, information resources, library supplies, and training opportunities.
- Professional education opportunities are provided for library staff, K12 school students, and the general public.
- Minnesota Library Access Center (MLAC) is a long-term, underground storage facility and makes 1.5 million volumes from 21 libraries available upon request.

THE SUMMER ACADEMIC ENRICHMENT PROGRAM provides funding of up to \$1,000 per participant for students in grades 3 through 11 to attend an academically-enriched summer program. The program seeks to counter the achievement gap and give children access to high-quality experiences that keep exercising their minds and boosting academic performance through participation in challenging enrichment classes in core curricular areas.

THE CAMPUS SEXUAL VIOLENCE PREVENTION AND RESPONSE PROGRAM serves as a resource to all postsecondary institutions in Minnesota providing professional development and trainings, guidance on best practices, hosting community listening sessions, and providing materials to institutions. The program also provides guidance for fulfilling the requirements delineated in the Postsecondary Education Sexual Harassment and

Violence Policy (Minnesota Statute 135A.15) as well as oversees the statewide campus sexual assault reporting required under Minnesota Statutes 135A.15.

RESULTS

Get Ready Direct Service Indicators

<i>Type of Measure</i>	<i>Name of Measure</i>	<i>Previous</i>	<i>Current</i>	<i>Dates</i>
Quantity	Number of students receiving Get Ready Services	4,169	7,112	2020 & 2021
Quantity	Number of students going on college visits.	1,555	1,151	2020 & 2021
Results	Middle School Reading Proficiency (% Proficient)	<i>No testing</i>	<i>No testing</i>	2020 & 2021
Results	Middle School Math Proficiency (% Proficient)	<i>No testing</i>	<i>No testing</i>	2020 & 2021
Results	Postsecondary education knowledge (% correct score)	72%	85%	2020 & 2021

Intervention for College Attendance Program

<i>Type of Measure</i>	<i>Name of Measure</i>	<i>Previous</i>	<i>Current</i>	<i>Dates</i>
Quantity	Number of organizations funded through ICAP grants	15	15	2020 & 2021
Quantity	Number of students served through ICAP-funded projects	2936	3231	2020 & 2021
Average	Average graduation rate of seniors in ICAP-funded projects	97%	90%	2020 & 2021
Average	Average college acceptance rate of seniors in ICAP-funded projects	92%	88%	2020 & 2021
Quantity	Number of organizations funded through ICAP grants	15	15	2020 & 2021

Minnesota Statute 136A.01 provides the legal authority for OHE’s Postsecondary and Outreach Services (<https://www.revisor.mn.gov/statutes/?id=136A.01>)

Postsecondary Access and Outreach

Program Expenditure Overview

(Dollars in Thousands)

	Actual FY20	Actual FY21	Actual FY22	Estimate FY23	Forecast Base	
					FY24	FY25
<u>Expenditures by Fund</u>						
1000 - General	7,693	8,384	7,852	9,838	8,419	8,419
2000 - Restrict Misc Special Revenue		150		3	10	10
3000 - Federal	3,953	9,041	7,523	7,092	4,482	4,482
3015 - ARP-State Fiscal Recovery			1,120	5		
Total	11,646	17,575	16,494	16,938	12,911	12,911
Biennial Change				4,211		(7,610)
Biennial % Change				14		(23)
<u>Expenditures by Activity</u>						
Access Programs	11,437	17,103	16,334	16,461	12,584	12,584
Outreach Programs	196	472	160	377	277	277
Training	13			100	50	50
Total	11,646	17,575	16,494	16,938	12,911	12,911
<u>Expenditures by Category</u>						
Compensation	2,006	2,217	2,260	2,718	2,813	2,911
Operating Expenses	2,176	2,167	2,263	2,573	2,132	2,034
Grants, Aids and Subsidies	7,465	13,191	11,971	11,647	7,966	7,966
Total	11,646	17,575	16,494	16,938	12,911	12,911
Total Agency Expenditures	11,646	17,575	16,494	16,938	12,911	12,911
Internal Billing Expenditures	252	106	296			
Expenditures Less Internal Billing	11,394	17,469	16,198	16,938	12,911	12,911
<u>Full-Time Equivalent</u>	21.89	21.68	22.77	27.38	27.38	27.38

Postsecondary Access and Outreach

Program Financing by Fund

(Dollars in Thousands)

	Actual FY20	Actual FY21	Actual FY22	Estimate FY23	Forecast Base	
					FY24	FY25
1000 - General						
Balance Forward In		1,081		1,419		
Direct Appropriation	7,948	7,948	9,270	8,419	8,419	8,419
Transfers In	508	8				
Transfers Out	8	246				
Cancellations		407				
Balance Forward Out	755		1,418			
Expenditures	7,693	8,384	7,852	9,838	8,419	8,419
Biennial Change in Expenditures				1,612		(852)
Biennial % Change in Expenditures				10		(5)
Full-Time Equivalents	1.91	2.61	2.19	2.18	2.18	2.18

2000 - Restrict Misc Special Revenue

Balance Forward In	43	193	43	43	40	30
Receipts	150					
Balance Forward Out	193	43	43	40	30	20
Expenditures		150		3	10	10
Biennial Change in Expenditures				(147)		17
Biennial % Change in Expenditures						

3000 - Federal

Balance Forward In	0	1	2			
Receipts	3,953	9,039	7,521	7,092	4,482	4,482
Expenditures	3,953	9,041	7,523	7,092	4,482	4,482
Biennial Change in Expenditures				1,622		(5,651)
Biennial % Change in Expenditures				12		(39)
Full-Time Equivalents	19.98	19.07	20.58	25.20	25.20	25.20

3015 - ARP-State Fiscal Recovery

Balance Forward In			1,125	5		
Direct Appropriation		1,125				
Balance Forward Out		1,125	5			
Expenditures			1,120	5		
Biennial Change in Expenditures				1,125		(1,125)

Postsecondary Access and Outreach

Program Financing by Fund

(Dollars in Thousands)

	Actual	Actual	Actual	Estimate	Forecast Base	
	FY20	FY21	FY22	FY23	FY24	FY25
Biennial % Change in Expenditures						(100)

Program: OHE Administration

Financial Reports: <http://www.ohe.state.mn.us/investors/financialStatements.cfm>

School Licensure & Registration: <http://www.ohe.state.mn.us/mPg.cfm?pageID=197>

Audit Reports: Campus Financial Aid Administrator Resources (state.mn.us)
(<https://www.ohe.state.mn.us/mPg.cfm?pageID=891>)

AT A GLANCE

- Provided strategic fiscal leadership, oversight, and support for agency leadership and programs, while managing processes and transactions related to OHE’s \$391 million annual budget.
- Supported an equitable workforce and inclusive culture through reviewing and updating policies and procedures, promoting training and professional development opportunities, and internal communication and events.
- Audited postsecondary schools that participate in OHE-administered financial aid programs with the goal of ensuring students receive the correct amount of eligible aid.
- Administered the Minnesota College Savings Plan in conjunction with the State Board of Investment.
- Licensed and Registered 190 postsecondary providers to operate in Minnesota – providing consumer protections for students and their families.

PURPOSE AND CONTEXT

Agency Administration encompasses several internal operations/divisions of OHE, including Financial Services, Human Resources, and Audit. Financial Services empowers leadership and program staff to achieve agency goals by promoting sound fiscal policy in decision-making while maintaining compliance with state, federal, and grant policies and procedures. Human Resources seeks to recruit and retain an equitable workforce to more effectively serve OHE’s customers, employees, and the communities that we serve. The Audit division helps to ensure the appropriate use of state resources by providing training and conducting audits for program recipients. Additionally, OHE’s Licensing & Registration division protects consumers (students) by licensing and registering private degree and non-degree institutions.

SERVICES PROVIDED

- Oversee and support the agency’s financial operations (accounting, budgeting, and purchasing services) to efficiently and effectively utilize public funds while maintaining compliance with established policies and procedures.
- Responsible for debt management and compliance for the SELF and SELF REFI student loan programs. Specifically, Financial Services works with financial advisors, legal counsel, rating agencies, underwriters and investors to bring student loan revenue bonds to market and obtain the most favorable interest rates for the programs in order to offer low-cost student loans to Minnesota students and residents.
- Support and manage OHE’s employees by promoting an equitable and inclusive workplace and enforcing statewide and departmental human resources, policies, and procedures.
- Ensure the appropriate use of state resources by providing training and audits for program recipients, and reviewing internal controls and perform/assist in risk assessments, both formal and informal.
- Regulatory Services protects consumers by licensing and registering private degree and non-degree institutions to:
 - Ensure that schools operating in Minnesota, or providing education to Minnesotans, meet quality standards
 - Monitor school compliance to Minnesota statutes and degree standards

- Monitor school compliance with the requirements of the national state authorization reciprocity agreement
- Provide information and assist students to resolve disputes with schools
- Consumer complaints are accepted, reviewed, and investigated by the Student Consumer Advocate
- When necessary, OHE assists schools with revision of programs, or the closing of an entire school

RESULTS

Type of Measure	Name of Measure	Previous	Current	Dates (FY)
Quality	No material findings in Certified Audited Financial Statements – Meeting accounting standards	100%	100%	2020 & 2021
Quantity	Number of student files audited from postsecondary institutions participating in state aid.	685	1,087	2021 & 2022
Quantity	Minnesota College Savings Plan (529 Plan)			
	Number of active accounts	80,397	88,221	2021 & 2022
	Number of account owners	45,405	48,190	
	Total assets (in thousands)	\$1,858,000	\$1,707,234	
Quantity	Number postsecondary institutions Licensed and Registered Annually			
	SARA Institutions	66	64	2021 & 2022
	Exempt Institutions	73	80	
	Licensed Institutions	105	112	
	Registered Institutions	73	78	
Quality	SELF Program bond ratings.			
	2018 Issuance (2018 Senior Series)	AA (sf) (stable)	AA (sf) (stable)	2021 & 2022
	2020 Issuance (2020 Senior Series)	AA(sf)	AA(sf)	

Minnesota Statute 136A.01 provides the legal authority for OHE’s Administration Services (<https://www.revisor.mn.gov/statutes/?id=136A.01>)

Minnesota Statutes 136A.61 to 136A.71 – Minnesota Private and Out-of-State Public Postsecondary Education Act provides the legal authority for the registration of private degree granting institutions in Minnesota, out-of-state private institutions and out-of-state public institutions that provide classes, programs or degrees to Minnesota residents. This includes programs offered by distance education/online institutions.

Minnesota Statutes 136A.82 to 136A.834 – Minnesota Private Career School Act provides the legal authority for the Licensure of non-degree- granting private career schools in Minnesota.

Minnesota Statutes 136A.171 to 136A.187 provides the legal authority for the issuance of student loan revenue bonds.

Minnesota Statutes 136G.01 to 136G.14 provides the legal authority for the College Savings Plan.

OHE Administration

Program Expenditure Overview

(Dollars in Thousands)

	Actual FY20	Actual FY21	Actual FY22	Estimate FY23	Forecast Base	
					FY24	FY25
<u>Expenditures by Fund</u>						
1000 - General	3,675	5,544	3,680	5,206	4,440	4,440
2000 - Restrict Misc Special Revenue	802	816	916	1,464	1,449	1,201
8300 - Office Of Higher Education	5,544	6,582	7,133	6,029	6,353	6,437
Total	10,021	12,943	11,730	12,699	12,242	12,078
Biennial Change				1,465		(109)
Biennial % Change				6		(0)

Expenditures by Activity

OHE Administration Activities	9,481	12,344	11,067	11,751	11,309	11,439
PIR/PCS Licensure	539	599	662	948	933	639
Total	10,021	12,943	11,730	12,699	12,242	12,078

Expenditures by Category

Compensation	3,957	4,089	4,638	5,841	6,028	6,221
Operating Expenses	6,029	8,810	7,066	6,858	6,214	5,857
Grants, Aids and Subsidies	28	36	27			
Other Financial Transaction	6	7				
Total	10,021	12,943	11,730	12,699	12,242	12,078

Total Agency Expenditures	10,021	12,943	11,730	12,699	12,242	12,078
Internal Billing Expenditures	38	31	40			
Expenditures Less Internal Billing	9,983	12,911	11,690	12,699	12,242	12,078

Full-Time Equivalent

	39.25	38.20	39.95	48.82	48.82	48.82
--	-------	-------	-------	-------	-------	-------

OHE Administration

Program Financing by Fund

(Dollars in Thousands)

	Actual FY20	Actual FY21	Actual FY22	Estimate FY23	Forecast Base	
					FY24	FY25
1000 - General						
Balance Forward In		1,500		766		
Direct Appropriation	4,577	4,327	4,504	4,504	4,504	4,504
Transfers Out	35	150	57	64	64	64
Cancellations		132				
Balance Forward Out	868		766			
Expenditures	3,675	5,544	3,680	5,206	4,440	4,440
Biennial Change in Expenditures				(333)		(6)
Biennial % Change in Expenditures				(4)		(0)
Full-Time Equivalents	19.50	19.69	20.24	23.77	23.77	23.77

2000 - Restrict Misc Special Revenue

Balance Forward In	1,924	2,087	2,021	1,713	1,136	643
Receipts	933	679	619	900	969	969
Internal Billing Receipts	316	152	346	300	300	300
Transfers Out			11	13	13	13
Balance Forward Out	2,055	1,950	1,713	1,136	643	398
Expenditures	802	816	916	1,464	1,449	1,201
Biennial Change in Expenditures				762		270
Biennial % Change in Expenditures				47		11
Full-Time Equivalents	4.90	4.58	5.01	5.25	5.25	5.25

8300 - Office Of Higher Education

Balance Forward In	2,915	1,595	13,955	11,071	9,552	7,709
Receipts	557	17,499	4,294	4,560	4,560	4,560
Transfers In	3,000					
Transfers Out	23	21	45	50	50	50
Balance Forward Out	905	12,491	11,071	9,552	7,709	5,782
Expenditures	5,544	6,582	7,133	6,029	6,353	6,437
Biennial Change in Expenditures				1,036		(372)
Biennial % Change in Expenditures				9		(3)
Full-Time Equivalents	14.85	13.93	14.70	19.80	19.80	19.80