

Table of Contents
Campaign Finance and Public Disclosure Board

<i>Agency Profile</i>	1
Agency Expenditure Overview	4
Agency Financing by Fund	5
Agency Change Summary	6

<https://cfb.mn.gov>

AT A GLANCE

Campaign Finance Regulation and Disclosure

- Administers registration and reporting for about 850 candidates, 350 political party units, 450 political committees and funds, and 75 independent expenditure committees and funds.
- Approximately 5,500 campaign financial reports will be filed with the Board in 2022. All financial reports are available for public review on the Board’s website.
- Between 2000 and 2020, independent expenditures reported to and regulated by the Board increased from \$3.7 million to over \$26 million, an increase of about 750%.
- The Board will distribute approximately \$2.4 million in public subsidy money to constitutional and legislative candidates in 2022.

Lobbyist Registration and Disclosure

- Administers registration and reporting for about 1,450 lobbyists.
- Approximately 4,500 lobbyist reports filed each year.
- In 2021, the 1,442 principals represented by lobbyists reported over \$73 million in expenditures to influence the official actions of public officials.

Public Officials Financial Disclosure

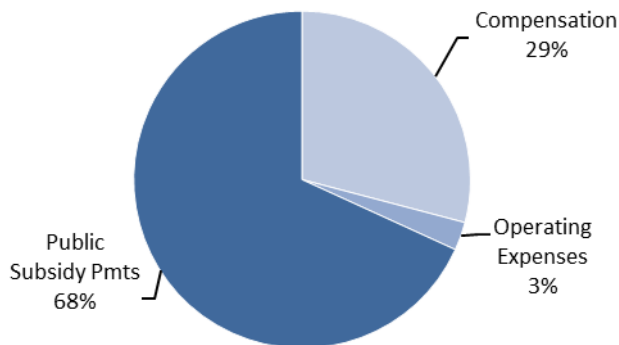
- Currently maintain economic interest disclosure for about 3,100 public official positions. Disclosure reported to the Board now includes county commissioners and judges.

PURPOSE

The Board’s mission is to promote public confidence in state government decision-making through development, administration, and enforcement of disclosure and public financing programs that will ensure public access to, and understanding of, information filed with the Board.

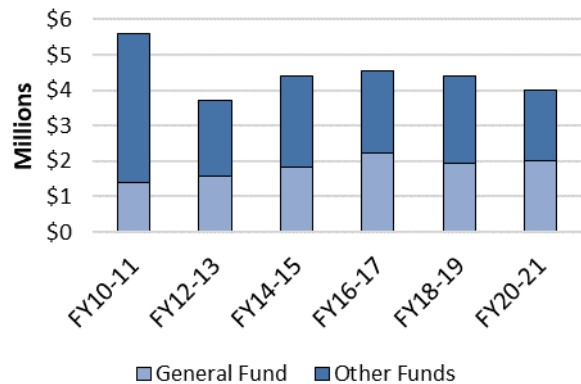
BUDGET

**Spending by Category
FY 2021 Actual**



Source: Budget Planning & Analysis System (BPAS)

Historical Spending



Other Funds represents public subsidy payments. Public subsidy funds are derived from a statutory general fund appropriation and transfers to the special revenue fund based on political party check-off by individuals on state income and property tax forms. (M.S. 10A.31)

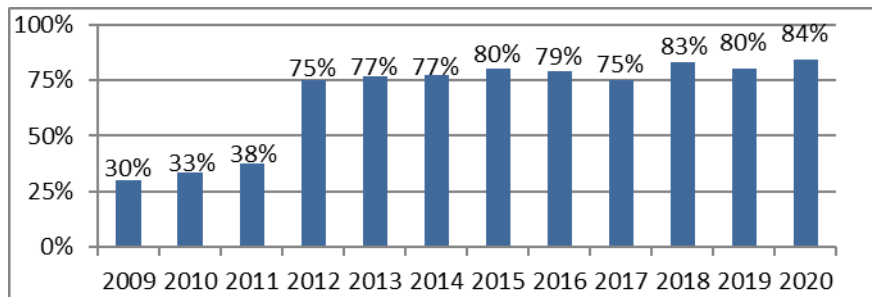
STRATEGIES

The Campaign Finance and Public Disclosure Board achieves its mission using these strategies:

- Facilitate easier and more universal compliance with Chapter 10A (Minnesota’s campaign finance and public disclosure statutes) by providing strong support for treasurers, most of whom are volunteers, and for other filers so that they can understand and meet the obligations of their positions.
- Cultivate an environment of voluntary compliance by providing educational programs, publications, training, consultation, software, internet applications, and other aids to enable those governed by Chapter 10A to understand and comply with their statutory obligations.
- Provide consistent, non-partisan administration of the compliance and disclosure statutes so that regulated entities understand that when compliance is not voluntary, it will be required through agency action and to ensure that subjects of compliance procedures are treated fairly and impartially.
- Help citizens become better informed about public and private financing of election campaigns, the financial interests and possible conflict of interests of public officials, and about the associations that lobby in Minnesota. With access to campaign finance, economic interest statements, and lobbying data, citizens will have a higher level of confidence that elected and appointed officials’ decision-making is not unduly influenced by outside interests or the personal interest of the official.
- Provide transparency concerning money in Minnesota politics by publishing campaign finance and other data filed with the Board in easily accessible and meaningful formats for citizen use through its website, printed materials, and electronic communications.
- Ensure the integrity of the state’s program of partial public financing of political campaigns by determining eligibility, calculating amounts, and distributing public subsidy funding to qualified candidates and parties.
- The Board uses technology (online reporting and PC based applications) to gather and publish disclosure information to the public in a timely manner. Through the Board’s public disclosure of financial reports and statements, citizen confidence in state government is supported.

RESULTS

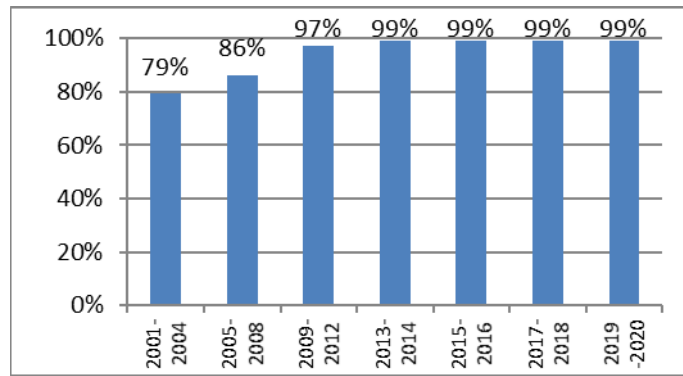
Measure: Quantity – Percentage of campaign finance filers reporting electronically



Outcome:

- Electronically filed reports are available for public inspection sooner than paper reports.
- The software used to generate electronic reports also performs a compliance check on data entry, helping treasurers identify contributions that should not be accepted, and expenditures that are prohibited.

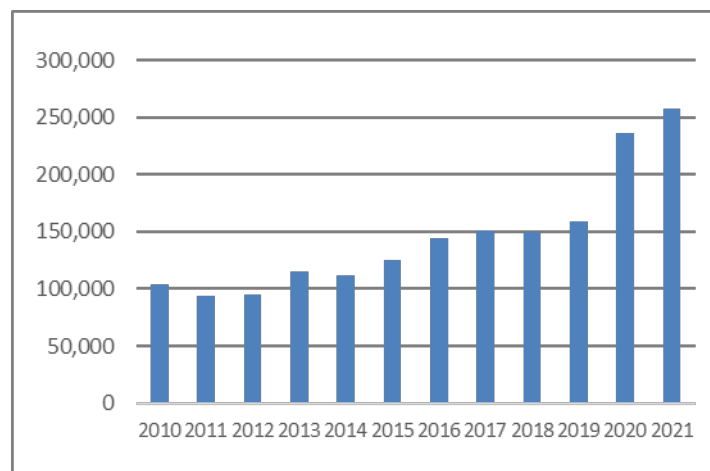
Measure: Quantity – Percent of transactions where donor and recipient reports of contributions reconcile.



Outcome:

- Accurate campaign finance data is published so that citizens are better informed about money used to influence elections.
- Increased compliance with campaign finance disclosure laws.

Measure: Quantity – Number of visits to Board website. A new website released in 2016 was designed to provide the public with better access to disclosure and compliance information.



Outcome:

- Approximate 90% increase in number of distinct visits to the website from 2015 to 2021.
- Twenty-six new data downloads (CSV files) developed for new website so that interested members of the public have direct access to disclosure data.

Minnesota Statutes Chapter 10A provides the legal authority for the Campaign Finance and Public Disclosure Board. (revisor.mn.gov/statutes/?id=10A)

(Dollars in Thousands)

	Actual FY20	Actual FY21	Actual FY22	Estimate FY23	Forecast Base	
					FY24	FY25
<u>Expenditures by Fund</u>						
1000 - General	1,059	1,037	1,024	1,288	1,167	1,167
2001 - Other Misc Special Revenue	75	2,206	64	2,690	104	1,377
Total	1,133	3,243	1,088	3,978	1,271	2,544
Biennial Change				689		(1,251)
Biennial % Change				16		(25)

<u>Expenditures by Program</u>						
Campaign Finance & Publ Disc	1,133	3,243	1,088	3,978	1,271	2,544
Total	1,133	3,243	1,088	3,978	1,271	2,544

<u>Expenditures by Category</u>						
Compensation	939	941	941	999	923	949
Operating Expenses	117	88	83	282	234	208
Grants, Aids and Subsidies	74	2,206	63	2,690	104	1,377
Other Financial Transaction	3	8	1	7	10	10
Total	1,133	3,243	1,088	3,978	1,271	2,544

<u>Full-Time Equivalent</u>	8.51	7.83	7.75	8.40	7.40	7.40
------------------------------------	-------------	-------------	-------------	-------------	-------------	-------------

(Dollars in Thousands)

	Actual FY20	Actual FY21	Actual FY22	Estimate FY23	Forecast Base	
					FY24	FY25
1000 - General						
Balance Forward In		72		121		
Direct Appropriation	1,123	2,143	1,145	2,187	1,167	2,187
Open Appropriation	100	1,559	85	1,508	104	1,508
Transfers In	249		347			
Transfers Out	350	2,579	432	2,528	104	2,528
Cancellations		158				
Balance Forward Out	64		121			
Expenditures	1,059	1,037	1,024	1,288	1,167	1,167
Biennial Change in Expenditures				217		22
Biennial % Change in Expenditures				10		1
Full-Time Equivalents	8.51	7.83	7.75	8.40	7.40	7.40

2001 - Other Misc Special Revenue

Balance Forward In	831	616	993	670	363	364
Receipts	0	4	1	1	1	1
Transfers In	109	2,579	86	2,528	104	2,528
Transfers Out	249		347	146		93
Balance Forward Out	616	993	669	363	364	1,423
Expenditures	75	2,206	64	2,690	104	1,377
Biennial Change in Expenditures				473		(1,273)
Biennial % Change in Expenditures				21		(46)

(Dollars in Thousands)

	FY23	FY24	FY25	Biennium 2024-25
Direct				
Fund: 1000 - General				
FY2023 Appropriations	2,187	2,187	2,187	4,374
Base Adjustments				
Biennial Appropriations		(1,020)		(1,020)
Forecast Base	2,187	1,167	2,187	3,354
Open				
Fund: 1000 - General				
FY2023 Appropriations	1,407	1,407	1,407	2,814
Base Adjustments				
Forecast Open Appropriation Adjustment	(26)	(1,303)	(26)	(1,329)
November Forecast Adjustment	127		127	127
Forecast Base	1,508	104	1,508	1,612
Dedicated				
Fund: 2001 - Other Misc Special Revenue				
Planned Spending	2,690	104	1,377	1,481
Forecast Base	2,690	104	1,377	1,481
Revenue Change Summary				
Dedicated				
Fund: 2001 - Other Misc Special Revenue				
Forecast Revenues	1	1	1	2
Non-Dedicated				
Fund: 1000 - General				
Forecast Revenues	40	40	40	80