




3 0307 00014 4215

**Austin
Firemen's Relief Association**



**Annual Actuarial Valuation
December 31, 1992**

**Gabriel, Roeder, Smith & Company
Actuaries and Consultants**

HD
7116
.F52
A87b
1992

MS 69.77

TABLE OF CONTENTS

RECEIVED
JUL 20 1993
LEGISLATIVE REFERENCE LIBRARY
STATE CAPITOL
ST. PAUL, MN. 55155

<u>Page</u>	<u>Item</u>
1	Signature Page
A-1	Comments
A-2	Contribution Rate
A-3	Present Actuarial Condition
A-5	Comparative Contribution Schedule
A-6	Contribution Work Sheet
B-1	Retirant and Beneficiary Data
B-4	Active Member Data
B-6	Brief Summary of Benefits
C-1	Valuation Method and Assumptions
D-1	Pension Benefit Obligation Schedule (for GASB 5 compliance)

Appendix I Financial Principles and Operational Techniques

Appendix II Meaning of Unfunded Accrued Liabilities

June 22, 1993

Board of Trustees
Austin Firemen's Relief Association
Austin, Minnesota

Submitted in this report are the results of the December 31, 1992 actuarial valuation of the assets, actuarial values and contribution requirements associated with the benefits provided by the Austin Firemen's Relief Association.

The valuation results contained in Section A provide the actuarial information needed to determine the employer's "minimum obligation" effective January 1, 1994. Section A also contains comments regarding the valuation results.

The valuation was based upon information furnished by the Association concerning benefits, financial transactions, active members, terminated members, retirants and beneficiaries. Data was checked for year to year consistency but was not otherwise audited by us. This information is summarized in Section B.

A description of the actuarial funding method and the risk experience assumptions used is contained in Section C. The economic risk experience assumptions, as well as the actuarial funding method to be used, are established by state law.

Information needed to comply with Statement No. 5 of the Governmental Accounting Standards Board is contained in Section D.

The actuarial valuation was prepared using generally accepted actuarial principles and practices based upon the methods, assumptions, summary of plan provisions and the member and financial data described in this report.

Respectfully submitted,

 
J. Daniel Petersen Gary W. Findlay

Section A

Valuation Results

COMMENTS

Economic Assumptions and Financing Method

The economic assumptions of 6% annual investment return and 4% annual salary increases are established by state law. State law also specifies that the annual minimum obligation of the municipality shall be determined by adding (i) the employer normal cost percent times covered payroll to (ii) the level dollar amount required to amortize the unfunded actuarial accrued liability by December 31, 2010.

It is worth noting that when the same assumptions and methods are applied to plans which differ in nature, the valuation results may not be comparable. Caution should be exercised when attempting to assess the financial condition of one Association relative to another on the basis of valuation results produced using the assumptions and methods mandated by state law.

Changes in Actuarial Assumptions and Benefit Provisions

The December 31, 1992 actuarial valuation reflects the following changes:

- 1) economic assumptions of 6% annual investment return and 4% annual salary increases.
- 2) base pay is the salary of a first class police patrol officer.
- 3) medical insurance coverage of \$121 per month for an eligible retirant payable to age 65 (or become eligible for Medicare benefits).

The effects of the changes in actuarial assumptions and benefit provisions were a decrease in the normal cost of 3.02% of payroll, an increase in the amortization payment of \$98,233 and an increase in the unfunded actuarial accrued liability of \$865,627.

Austin Firemen's Relief Association
 CONTRIBUTION RATE TO PROVIDE BENEFITS
 Member portion & Employer portion
 Effective January 1, 1994

<u>Contributions for</u>	<u>If Paid Equally Throughout Year</u>		
	Normal Cost % of Active Payroll for 1994	+	<u>UAAL Dollars</u>
Normal cost of annuities:			
Age & service: to members	14.58%		
Age & service: to survivors	3.45		
Disability	2.85		
Death before retirement	2.33		
Refunds of member contributions	<u>0.26</u>		
Total Normal Cost	23.47%		
Amortization of unfunded actuarial accrued liabilities (UAAL) (17 year level dollar payment)			
Retired lives			\$ 94,765
Active members			<u>257,242</u>
Total			352,007
Total Cost of Benefits	23.47%	+	\$352,007
Member contributions	8.00%		
COMPUTED EMPLOYER RATE:			
(a) If Paid Equally Throughout Year	15.47%	+	\$352,007
(b) IF PAID AT CALENDAR YEAR END	15.85%	+	\$360,700

Austin Firemen's Relief Association

Present Actuarial Condition

The Association's accrued actuarial assets were in excess of \$6.5 million on December 31, 1992 -- a considerable sum of money if unencumbered and allocated among a small group of persons. This is not the case with the Association's assets.

The following schedule puts the \$6.5 million into perspective by showing the relationship between accrued actuarial assets, actuarial accrued liabilities, and the number of persons with actual and potential claims on the Association's assets.

	<u>Accrued Actuarial Assets</u>	<u>Actuarial Accrued Liabilities</u>	<u>Unfunded Actuarial Accrued Liabilities</u>	<u>% Funded</u>
Retirants and Beneficiaries				
Retired Members (25)		\$ 6,185,988		
Surviving Spouses (10)		1,057,188		
Surviving Children (0)		<u>0</u>		
Total (35)	\$6,220,802	\$ 7,243,176	\$1,022,374	85.9%
Deferred Members (0)	0	0	0	
Active Members (12)	<u>372,708</u>	<u>3,147,972</u>	<u>2,775,264</u>	11.8
Total	\$6,593,510	\$10,391,148	\$3,797,638	63.5%

Actuarial accrued liabilities represent the value, computed as of December 31, 1992 of:

- (i) retirement allowances likely to be paid the 35 retirants and beneficiaries; and
- (ii) the contributions assumed to have been made for the 12 active members from entry into the plan until December 31, 1992.

The value of retirement allowances likely to be paid the 35 retirants and beneficiaries, discounted for investment earnings and mortality, was computed to be \$7,243,176 as of December 31, 1992. To put this amount in perspective, the \$7,243,176, together with investment earnings, will just be sufficient to pay the 35 retirants and beneficiaries their allowances for their remaining lifetimes. This assumes the 35 retirants and beneficiaries live and die according to the assumed mortality and the \$7,243,176 is invested to yield an average annual return of 5.0% over the remaining lifetimes of the retirants and beneficiaries.

With respect to the active members, the actuarial accrued liability of \$3,147,972 represents the amount that would have been accumulated by December 31, 1992. This assumes the normal cost (which is expressed as a level percentage of pay) had been contributed from the date of hire until December 31, 1992 for the 12 actives, and that these amounts had earned 5.0% interest. It also assumes that the members in the past have lived, died, withdrawn, retired and received salary increases according to the actuarial assumptions shown in this report.

Historical Funding Ratio Schedule
(\$ in thousands)

<u>Valuation Date December 31</u>	<u>Actuarial Accrued Liabilities</u>	<u>Accrued Actuarial Assets</u>	<u>% Funded</u>
1983*	\$ 7,701	\$2,334	30.3%
1984	7,830	2,679	34.2
1985	8,212	3,221	39.2
1986	8,304	3,776	45.5
1987	8,476	4,171	49.2
1988	8,579	4,642	54.1
1989	8,963	5,243	58.5
1990	9,258	5,640	60.9
1991	9,362	6,142	65.6
1992	9,526	6,593	69.2
1992*#	10,391	6,593	63.5

* After change in actuarial assumptions.

After change in benefit provisions.

Austin Firemen's Relief Association
 Computed Contributions - Comparative Schedule

Year Ended December 31		Total Normal Cost as a Percent of Valuation Payroll*	Contribution For Unfunded Actuarial Accrued Liabilities
<u>Valuation</u>	<u>Fiscal</u>		
1983	1985**	28.68%	\$364,322
1984	1986	28.61	356,661
1985	1987	28.47	352,951
1986	1988	28.45	327,559
1987	1989	28.37	319,142
1988	1990	28.31	299,651
1989	1991	27.24	291,265
1990	1992	26.96	292,134
1991	1993	26.21	268,819
1992	1994	26.49	253,774
1992	1994**#	23.47	352,007

* Includes employee contributions.

** After change in actuarial assumptions.

After change in benefit provisions.

Austin Firemen's Relief Association
CONTRIBUTION FOR CALENDAR YEAR EFFECTIVE JANUARY 1, 1994

For any period of time the percent-of-payroll contribution rate is converted to dollars. The amount of dollars for any calendar year depends upon the results of the last actuarial valuation, and the timing of contributions within the year. The later the contribution date, the greater the dollar amount will be.

The municipality's dollar contribution for the year may be determined as follows:

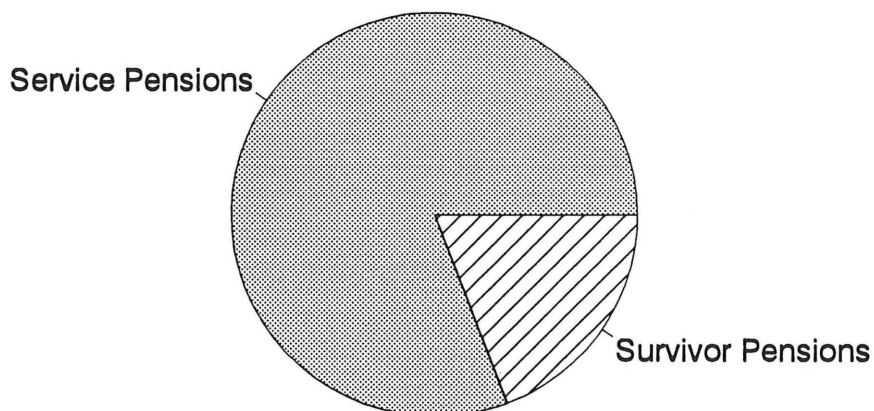
- | | | |
|--|--------------|----------|
| (1) Estimated covered payroll for 1994 | \$ _____ | |
| (2) Total normal cost % from page A-2 | 23.47% | |
| (3) Total normal cost (Line 1 times line 2) | | \$ _____ |
| (4) _____ x 1.035
1992 Administrative expenses paid from
the Special Fund | | _____ |
| (5) Amortization payment on UAAL from page A-2 | | 352,007 |
| (6) Total contributions required
(Line 3 plus line 4 plus line 5) | | _____ |
| (7) Employee contributions (Line 1 times 8%) | \$ _____ | |
| (8) (a) State amortization aid based on
12/31/78 UAAL of \$3,196,546 | \$48,108 | |
| (b) State amortization aid based on
1984 legislation | <u>8,630</u> | |
| (c) Total State amortization aid | | 56,738 |
| (9) Estimated insurance premium aid | _____ | |
| (10) Estimated total contributions from
other sources (Line 7 plus line 8
plus line 9) | | _____ |
| (11) Employer's Minimum Obligation if payment
is made in equal installments throughout
the year (Line 6 minus line 10) | | \$ _____ |
| (12) EMPLOYER'S MINIMUM OBLIGATION IF PAYMENT IS MADE
AT YEAR END (Line 11 times 1.0247) | | \$ _____ |

Section B

**Valuation Data
and
Summary of Benefit Provisions**

Austin Firemen's Relief Association
Retirants and Beneficiaries December 31, 1992
By Type of Annuity Being Paid

<u>Type of Annuity Being Paid</u>	<u>No.</u>	<u>Monthly Amounts</u>	<u>Computed Actuarial Accrued Liabilities</u>
Retirants receiving:			
Age & Service	25	\$38,622.92	\$6,185,988
Disability	<u>0</u>	<u>0</u>	<u>0</u>
Totals	25	38,622.92	6,185,988
Beneficiaries receiving:			
Spouse	10	9,199.20	1,057,188
Child	<u>0</u>	<u>0.00</u>	<u>0</u>
Totals	10	9,199.20	1,057,188
	<u>—</u>	<u>—</u>	<u>—</u>
Totals	35	\$47,822.12	\$7,243,176



Monthly Amount Paid by Benefit

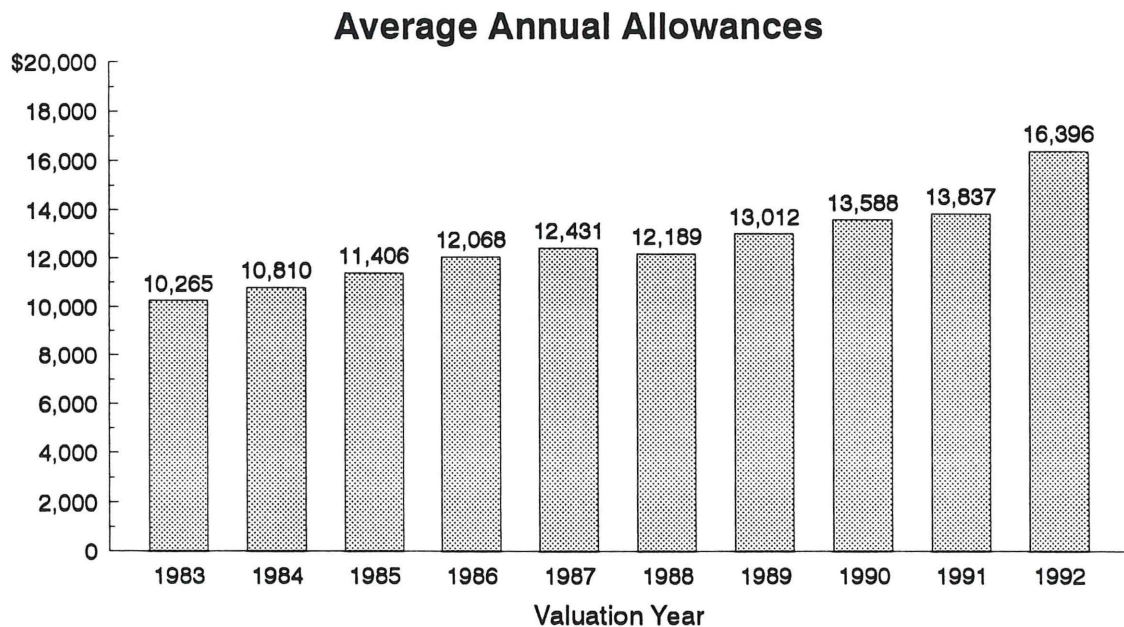
Austin Firemen's Relief Association
Retirants and Beneficiaries December 31, 1992
By Attained Ages

<u>Attained Ages</u>	<u>Number</u>		
	<u>Age & Service</u>	<u>Disability</u>	<u>Death Before Retirement</u>
50-54	2		
55-59	6		
60-64	2		
65-69	9		1
70-74	4		
75-79	5		
80-84	3		1
85-89	1		
90-94	<u>1</u>		<u>—</u>
Totals	33		2

Austin Firemen's Relief Association
Retirants and Beneficiaries Added to and Removed from Rolls
Comparative Statement

<u>Valuation Date December 31</u>	<u>No. Added to Rolls</u>	<u>No. Removed from Rolls</u>	<u>Rolls End of Year No.</u>	<u>Annual Allowances</u>	<u>Discounted Value of Total Allowances</u>
1983	3		31	\$318,203	\$4,984,064
1984	1	2	30	324,303	4,872,192
1985	2		32	365,003	5,426,292
1986		2	30	362,042	5,283,228
1987			30	372,919	5,220,276
1988	3	2	31	377,848	5,026,908
1989	4	2	33	429,390	5,869,416
1990	2	1	34	461,981	6,194,664
1991	2	1	35	484,295	6,382,140
1992	1	1	35	573,865*	7,243,176

* Based on the salary of a first class police patrol officer as provided as of 1/1/93.



Austin Firemen's Relief Association
Active Members December 31, 1992
By Attained Age and Years of Service

Attained Age	Years of Service to Valuation Date							Totals	
	0-4	5-9	10-14	15-19	20-24	25-29	30 Plus	No.	Valuation Payroll
45-49					3			3	\$110,391
50-54					4			4	147,188
55-59					2	2		4	147,188
69					—	—	<u>1</u>	<u>1</u>	<u>36,797</u>
Totals					9	2	1	12	\$441,564

While not used in the financial computations, the following group averages are computed and shown because of their general interest.

Age: 53.5 years.

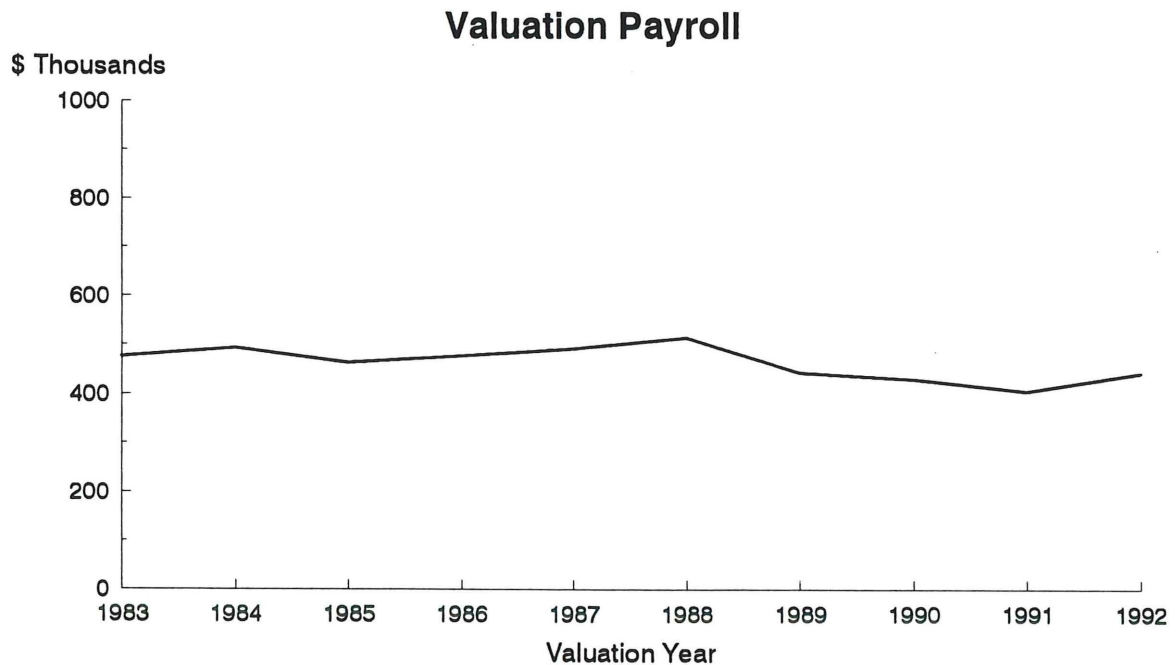
Service: 26.3 years.

Annual Pay: \$36,797.

Austin Firemen's Relief Association
Comparative Schedule
Of Active Members

Valuation Date December 31	Active Members	Valuation Payroll	Average			
			Age	Service	Pay	% Incr.
1983	20	\$477,160	47.0 yrs.	18.6 yrs.	\$23,858	10.1%
1984	20	494,200	48.0	19.6	24,710	3.6
1985	18	463,626	48.2	19.8	25,757	4.2
1986	18	476,982	49.2	20.8	26,499	2.9
1987	18	491,382	50.2	21.8	27,299	3.0
1988	18	513,144	51.2	22.8	28,508	4.4
1989	15	442,470	51.7	23.9	29,498	3.5
1990	14	429,492	52.4	24.7	30,678	4.0
1991	13	404,664	53.3	26.1	31,128	1.5
1992	12	441,564	53.5	26.3	36,797*	18.2

* Change in the definition of base pay to be the salary of a first class police patrol officer as provided as of 1/1/93.



Austin Firemen's Relief Association

Brief Summary (12/31/92) of Benefit Provisions Evaluated and/or Considered

Age & Service Retirement

Eligibility. 20 years of service and 50 years of age.

Amount. 50% of base pay at retirement. For each year over 25, an additional 1/2% of base pay is added to the benefit. (The additional benefit is not subject to the post-retirement adjustment provisions.)

Pay Used for Plan Purposes. "Base pay" means the salary of a first class police patrol officer.

Disability Retirement

Eligibility. Disabled to the extent that no longer able to perform duties of a fireman before being eligible for age & service retirement.

Amount. 50% of base pay.

Member's Death While Active, Or In Deferred Status, Or Retired

Eligibility.

Spouse. Legally married to member at separation from service and residing with member at time of death. Benefits are payable for life.

Child. Younger than age 18.

Amount.

Spouse. 30% of base pay.

Child. \$300 each per year.

Maximum Family Benefit. 50% of base pay.

Vested Deferred. 20 years of service and separated before age 50. Payment beginning is deferred to attainment of age 50.

Post-Retirement Adjustments ("Escalator"). Each time base pay is changed, retired member and surviving spouse benefits are simultaneously changed by the same percent that base pay changes. Children's benefits are not escalated.

Member Contributions. 8% of base pay. Total member contributions are refundable without interest if no monthly benefit is payable upon separation from service.

Medical Insurance Coverage. \$121 per month for eligible retirants payable to age 65 (or become eligible for Medicare benefits).

Section C

Valuation Methods and Assumptions

Austin Firemen's Relief Association

Valuation Methods and Assumptions

The Entry Age Normal Cost method was used to determine the normal cost of all benefits. The rate of investment return (interest) as required by state law used in making the valuation was 6.0 percent per annum, compounded annually. Age & service retirement was assumed to occur at age 58, attained age if older.

Mortality Table*

Sample Ages	Single Life Values: Present Value of \$1 Monthly				Future Life Expectancy (Years)	
	Level		Increasing			
	For Life		3.5% Yearly			
	Men	Women	Men	Women	Men	Women
45	\$159.22	\$168.84	\$261.90	\$291.24	29.50	34.00
50	147.95	159.22	231.75	261.90	25.20	29.50
55	135.09	147.95	201.37	231.75	21.16	25.20
60	120.76	135.09	171.29	201.37	17.42	21.16
65	105.49	120.76	142.51	171.29	14.05	17.42
70	89.88	105.49	115.81	142.51	11.09	14.05
75	74.14	89.88	91.34	115.81	8.52	11.09
80	59.37	74.14	70.19	91.34	6.39	8.52

* UP-1984 Table set forward 2 years for males and set back 3 years for females.

Sample Rates of Separation from Active Employment Before Retirement, Death or Disability

Sample Ages	% of Active Members Separating within Next Year
20	1.50%
25	1.25
30	1.00
35	0.75
40	0.50
45	0.25
50+	0.00

Pay Adjustment Factor Used To Project Current Pays

<u>Sample Ages</u>	<u>Present Pay Resulting in Pay of \$1,000 at Age 60</u>	<u>Present Increase in Pay During Next Year</u>
20	\$ 208	4.0%
25	253	4.0
30	308	4.0
35	375	4.0
40	456	4.0
45	555	4.0
50	676	4.0
55	822	4.0
60	1,000	4.0

Use of the pay adjustment factor illustrated above is required by state law.

Anticipated Disability Retirements

<u>Sample Ages</u>	<u>% of Active Members Becoming Disabled within Next Year</u>
20	0.08%
25	0.08
30	0.08
35	0.08
40	0.20
45	0.26
50	0.49
55	0.89

Section D

**The Pension Benefit Obligation
and Certain Other Disclosures
Required by Statement No. 5 of the
Governmental Accounting Standards Board**

PENSION BENEFIT OBLIGATION

The amount shown below as the "pension benefit obligation" is a standardized disclosure measure of the present value of pension benefits, adjusted for the effects of projected salary increases, estimated to be payable in the future as a result of employee service to date. The measure is the actuarial present value of credited projected benefits and is intended to (i) help users assess the plan's funding status on a going-concern basis, (ii) assess progress being made in accumulating sufficient assets to pay benefits when due, and (iii) allow for comparisons among public employee retirement plans. The measure is independent of the actuarial funding method used to determine contributions to the plan.

The pension benefit obligation was determined as part of an actuarial valuation of the plan as of December 31, 1992. Significant actuarial assumptions used in determining the pension benefit obligation include (a) a rate of return on the investment of present and future assets of 6.0% per year compounded annually, (b) projected salary increases of 4.0% per year compounded annually, attributable to inflation, and (c) the assumption that benefits will increase 4.0% per year after retirement.

At December 31, 1992, the unfunded pension benefit obligation was \$3,879,247, determined as follows:

Pension Benefit Obligation:

Retirants and beneficiaries currently receiving benefits and terminated employees not yet receiving benefits	\$ 7,243,176
Current employees --	
Accumulated employee contributions including allocated investment income	372,708
Employer financed	<u>2,611,274</u>
Total Pension Benefit Obligation	\$10,227,158
Net assets available for benefits, at cost (market value was \$7,084,707)	<u>6,347,911</u>
Unfunded Pension Benefit Obligation	\$ 3,879,247

The total pension benefit obligation as of January 1, 1992 was \$9,273,683. During the year, the plan experienced a net change of \$953,475 in the pension benefit obligation. Of that change, \$783,906 was attributable to changes in actuarial assumptions and benefit provisions.

CONTRIBUTIONS REQUIRED AND CONTRIBUTIONS MADE

The Association's funding policy provides for periodic employer contributions at actuarially determined rates that, expressed as percentages of annual covered payroll, are designed to accumulate sufficient assets to pay benefits when due. The normal cost and actuarial accrued liability are determined using an entry-age actuarial funding method. Unfunded actuarial accrued liabilities are being amortized as a level dollar amount over a period of 17 years.

During the year ended December 31, 1992, contributions totaling \$405,518 -- \$375,018 employer and \$30,500 employee -- were made in accordance with contribution requirements determined by an actuarial valuation of the plan as of December 31, 1990. The employer contributions consisted of \$81,432 for normal cost and \$293,586 for amortization of the unfunded actuarial accrued liability. Employer contributions represented 87.32% of covered payroll.

Significant actuarial assumptions used to compute contribution requirements were the same as those used to compute the standardized measure of the pension benefit obligation.

Computed Contribution Comparative Schedule

Fiscal Year December 31	Valuation Date December 31	Contribution Rates		Valuation Payroll	Dollar Contribution For Fiscal Year	
		Normal Cost % of Valuation Payroll	UAAL Dollars		Computed	Actual
1987	1985	20.47%	\$352,951	\$463,626	\$447,855	\$462,966
1988	1986	20.45	327,559	476,982	425,102	431,748
1989	1987	20.37	319,142	491,382	419,237	454,490
1990	1988	20.31	299,651	513,144	403,871	426,209
1991	1989	19.24	291,265	442,470	376,396	381,690
1992	1990	18.96	292,134	429,492	373,566	375,018
1993	1991	18.21	268,819	404,664	342,508	
1994#*	1992	15.47	352,007	441,564	420,317	

* After change in actuarial assumptions.

After change in benefit provisions.

REQUIRED SUPPLEMENTARY INFORMATION

ANALYSIS OF FUNDING PROGRESS

Valuation Date December 31	(1) Net Assets Available for Benefits	(2) Pension Benefit Obligation (PBO)	(3) Percent Funded (1)/(2)	(4) Unfunded PBO (2)-(1)	(5) Annual Covered Payroll	(6) Unfunded PBO as a Percentage of Covered Payroll (4)/(5)
1987	\$4,215,023	\$ 8,356,322	50.4%	\$4,141,299	\$491,382	842.8%
1988	4,674,711	8,460,444	55.3	3,785,733	513,144	737.8
1989	5,169,042	8,859,339	58.3	3,690,297	442,470	834.0
1990	5,628,551	9,160,054	61.4	3,531,503	429,492	822.3
1991	5,917,378	9,273,683	63.8	3,356,305	404,664	829.4
1992	6,347,911	10,227,158	62.1	3,879,247	441,564	878.5

Analysis of the dollar amounts of net assets available for benefits, pension benefit obligation, and unfunded pension benefit obligation in isolation can be misleading. Expressing the net assets available for benefits as a percentage of the pension benefit obligation provides one indication of the plan's funded status on a going-concern basis. Analysis of this percentage over time indicates whether the system is becoming financially stronger or weaker. Generally, the greater this percentage, the stronger the plan. The unfunded pension benefit obligation and annual covered payroll are both affected by inflation. Expressing the unfunded pension benefit obligation as a percentage of annual covered payroll approximately adjusts for the effects of inflation and aids analysis of the progress being made in accumulating sufficient assets to pay benefits when due. Generally, the smaller this percentage, the stronger the plan.

Appendices

APPENDIX I

FINANCIAL PRINCIPLES AND OPERATIONAL TECHNIQUES

Promises Made, and Eventually Paid. As each year is completed, the plan in effect hands an "IOU" to each member then acquiring a year of service credit -- the "IOU" says: "The Pension Plan owes you a portion of your retirement benefits, payments to be made in cash, commencing when you qualify for retirement."

The related key financial questions are: Which generation of taxpayers contributes the money to cover the IOU? The present taxpayers, who receive the benefit of the member's present year of service? Or the future taxpayers, who happen to be in town paying taxes at the later time when the IOU becomes a cash demand?

A sound principle of sound retirement plan financing is to have this year's taxpayers contribute the money to cover the IOUs being handed out this year. By following this principle, THE CONTRIBUTION RATE WILL REMAIN APPROXIMATELY LEVEL FROM GENERATION TO GENERATION -- our children and grandchildren will contribute the same percents of active payroll we contribute now.

A PENSION PLAN BECOMES CLOSED

The diagram in this appendix shows two important activities which occur after a plan has been closed to employees hired in the future.

Cash benefits paid continue to increase for decades, while active member payroll begins to decrease to zero.

Funding Method. A funding method is the long-term, planned pattern for employer contributions.

For an open plan (a plan covering future employees), the level-percent-of-active-member payroll funding method is the basic funding method.

The level-percent funding method can also be applied to a closed plan. However, the resulting contribution percent usually jumps to a high rate, because the number of covered active members is decreasing.

A preferred funding method for a closed plan consists of: level-percent funding for normal cost (the cost of members' service now being rendered); plus a level dollar contribution for unfunded actuarial accrued liabilities over a limited period of years. The period of years must be limited so that plan assets don't become zero while benefits are still payable.

Computing Contributions To Support Plan Benefits. From a given schedule of benefits and from the employee data and asset data furnished him, the actuary determines the contribution rates to support the benefits by means of an actuarial valuation and a funding method.

In making an actuarial valuation, assumptions must be made regarding anticipated financial experiences for the next year and for decades in the future. Only the subsequent actual experience of the plan can indicate the degree of accuracy of the assumptions.

Reconciling Differences Between Assumed Experience and Actual Experience. Once actual experience has occurred and been observed, it will not coincide exactly with assumed experience, regardless of the wisdom of the assumptions or the skill of the actuary and the millions of calculations he made. The future can be predicted with considerable but not 100% precision, except for inflation which seems to defy reliable prediction.

A well-managed plan copes with these continually changing differences by having periodic actuarial valuations. Each actuarial valuation is a complete recalculation of assumed future experience, taking into account all past differences between assumed and actual experience. The result is continuing adjustment in financial position.

APPENDIX II

MEANING OF UNFUNDED ACCRUED LIABILITIES

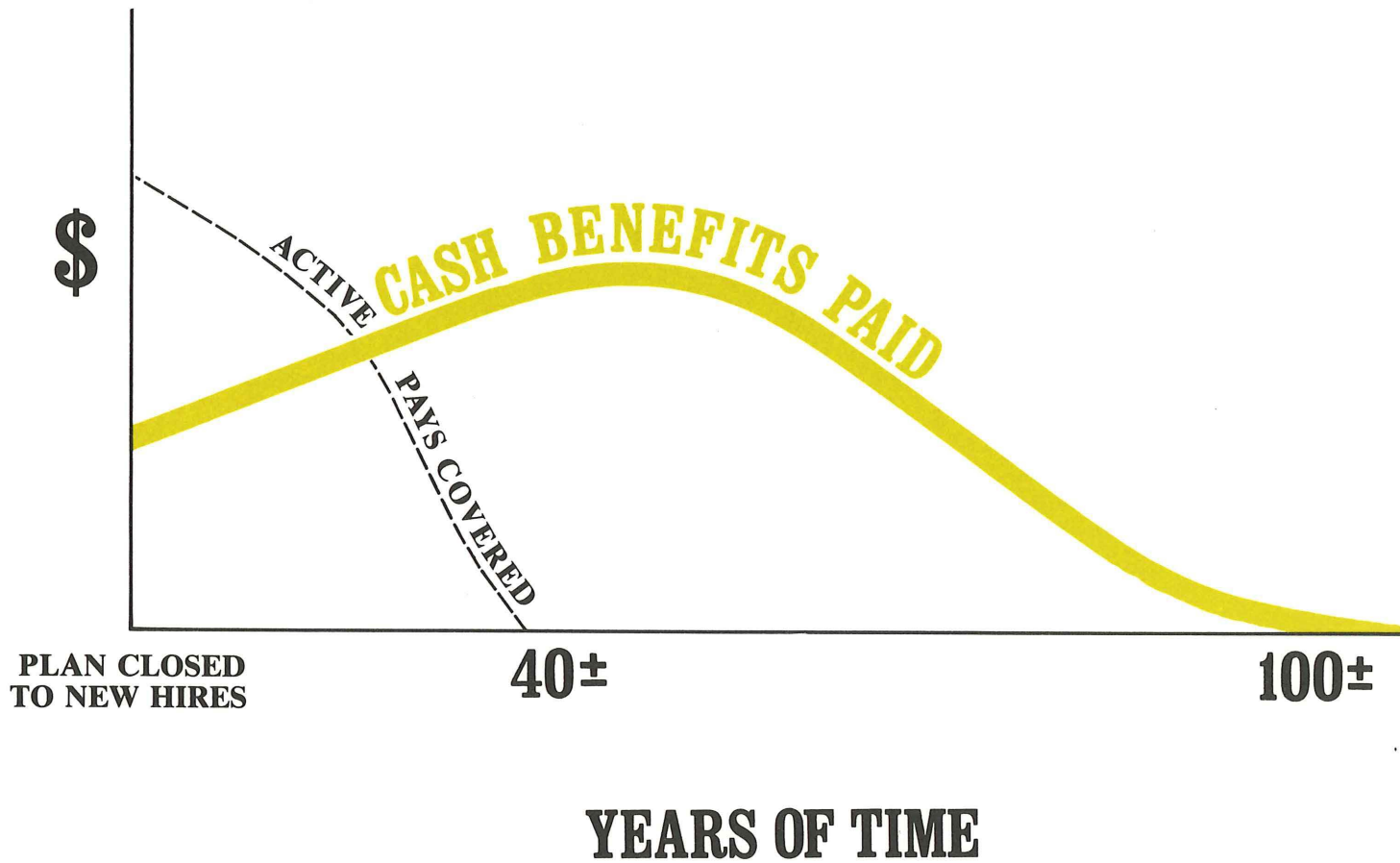
Almost every pension plan (public or private) has "unfunded accrued liabilities", so whatever they are, they aren't rare. Since the term is not part of everyday conversation, it needs some definition.

"Accrued liabilities" are the present value \$ of plan promises to pay benefits in the future based upon service already rendered - - - a liability has been established ("accrued") because the service has been rendered, but the resulting monthly cash benefit may not be payable until years in the future. Accrued liabilities \$ are the result of complex mathematical calculations, which are made by the plan's actuary (which is the name given to the specialist who makes such calculations).

If "accrued liabilities" at any time exceed the plan's accrued assets (cash & investments), the difference is "unfunded accrued liabilities". This is the common condition. If the plan's assets equalled the plan's "accrued liabilities", the plan would be termed "fully funded". This is a rare condition.

Each time a plan adds a new benefit which applies to service already rendered, an "accrued liability" is created, which is also an "unfunded accrued liability" because the plan can't print instant cash to cover the accrued liability. Payment for such unfunded accrued liabilities is spread over a period of years, commonly in the 20-40 year range.

A CLOSED PENSION PLAN



A plan becomes closed when no new hires are admitted to active membership. The persons covered by the plan at the time of closing continue their normal activities and continue to be covered by the plan, until the last survivor dies.

CASH BENEFITS LINE. After a pension plan becomes closed, the usual pattern is for cash benefits to continue to increase for decades of time. Eventually the cash benefits will peak, and then gradually decrease over more decades of time, ultimately to zero. The last cash benefit is likely to occur a century after the time the plan is closed.

The precise amounts of cash benefits cannot be known now, and must be estimated by assumptions of future experiences in a variety of financial risk areas.

Unfunded accrued liabilities can occur in another way: If actual financial experience is less favorable than assumed financial experience, the difference is added to unfunded accrued liabilities. In plans where plan benefits are directly related to an employee's pay near time of retirement (a common plan provision) rather than his average pay throughout his working career, unfunded accrued liabilities have been increasing in recent years because unexpected rates of pay increase have created additional accrued liabilities which could not be matched by reasonable investment results. Some of these unexpected pay increases are the direct result of inflation, which is a very destructive force on financial stability.

The existence of unfunded accrued liabilities is not bad, then (any more than a mortgage on your house is "bad"), but the changes from year to year in amount of unfunded accrued liabilities are important - - - "bad" or "good" or somewhere in between.

Nor are unfunded accrued liabilities a bill payable immediately (your food costs are payable immediately), but it is important that policy-makers prevent the amount from becoming unreasonably high and it is vital that your plan have a sound method for making payments toward them so that they are controlled.

The existence of large amounts of unfunded accrued liabilities indicates that total contributions in past years were less than level - - - an almost certain history if retired life liabilities are not fully funded now.