



3 0307 00016 2746

Columbia Heights Police Relief Association

Annual Actuarial Valuation
December 31, 1987

Gabriel, Roeder, Smith & Company
Actuaries & Consultants

LEGISLATIVE REFERENCE LIBRARY
645 State Office Building
Saint Paul, Minnesota 55155

HV
8148
.C62
C64b
1987

MS 69.77

TABLE OF CONTENTS

<u>Page</u>	<u>Item</u>
1	Signature Page
A-1	Comments
A-2	Contribution Rate
A-3	Present Actuarial Condition
A-5	Comparative Contribution Schedule
A-6	Contribution Work Sheet
B-1	Retirant and Beneficiary Data
B-4	Active Member Data
B-6	Brief Summary of Benefits
C-1	Valuation Method and Assumptions
D-1	Pension Benefit Obligation Schedule (for GASB 5 compliance)

Appendix I Financial Principles and Operational Techniques

Appendix II Meaning of Unfunded Accrued Liabilities

GABRIEL, ROEDER, SMITH & COMPANY

Actuaries & Consultants

200 Globe Building • 407 East Fort • Detroit, Michigan 48226 • 313-961-3346

June 6, 1988

Board of Trustees
Columbia Heights Police Relief Association
Columbia Heights, Minnesota

Submitted in this report are the results of the December 31, 1987 actuarial valuation of the assets, actuarial values and contribution requirements associated with the benefits provided by the Columbia Heights Police Relief Association.

The valuation results contained in Section A provide the actuarial information needed to determine the employer's "minimum obligation" effective January 1, 1989. Section A also contains comments regarding the valuation results.

The valuation was based upon information furnished by the Association concerning benefits, financial transactions, active members, terminated members, retirants and beneficiaries. Data was checked for year to year consistency but was not otherwise audited by us. This information is summarized in Section B.

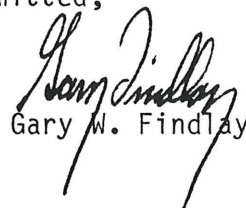
A description of the actuarial funding method and the risk experience assumptions used is contained in Section C. The economic risk experience assumptions, as well as the actuarial funding method to be used, are established by state law.

Information needed to comply with Statement No. 5 of the Governmental Accounting Standards Board is contained in Section D.

The actuarial valuation was prepared using generally accepted actuarial principles and practices based upon the methods, assumptions, summary of plan provisions and the member and financial data described in this report.

Respectfully submitted,


J. Daniel Petersen


Gary W. Findlay

Section A

Valuation Results

COMMENTS

Economic Assumptions and Financing Method

The economic assumptions of 5% annual investment return and 3-1/2% annual salary increases are established by state law. State law also specifies that the annual minimum obligation of the municipality shall be determined by adding (i) the employer normal cost percent times covered payroll to (ii) the level dollar amount required to amortize the unfunded actuarial accrued liability by December 31, 2010.

It is worth noting that when the same assumptions and methods are applied to plans which differ in nature, the valuation results may not be comparable. Caution should be exercised when attempting to assess the financial condition of one Association relative to another on the basis of valuation results produced using the assumptions and methods mandated by state law.

Columbia Heights Police Relief Association

CONTRIBUTION RATE TO PROVIDE BENEFITS

Member portion & Employer portion
Effective January 1, 1989

<u>Contributions for</u>	<u>If Paid Equally Throughout Year</u>		
	<u>Normal Cost</u> <u>% of Active</u> <u>Payroll for 1989</u>	<u>+</u>	<u>UAAL Dollars</u>
Normal cost of annuities:			
Age & service: to members	21.38%		
Age & service: to survivors	4.81		
Disability	2.36		
Death before retirement	2.87		
Refunds of member contributions	0.31		
Total Normal Cost	31.73%		
Amortization of unfunded actuarial accrued liabilities (UAAL) (22 year level dollar payment)			
Retired lives			\$ 54,064
Active members			71,387
Total			\$125,451
Total Cost of Benefits	31.73%	+	\$125,451
Member contributions	8.00%		
COMPUTED EMPLOYER RATE:			
(a) If Paid Equally Throughout Year	23.73%	+	\$125,451
(b) IF PAID AT CALENDAR YEAR END	24.32%	+	\$128,549

Columbia Heights Police Relief Association

Present Actuarial Condition

The Association's accrued actuarial assets were in excess of \$2.1 million on December 31, 1987 -- a considerable sum of money if unencumbered and allocated among a small group of persons. This is not the case with the Association's assets.

The following schedule puts the \$2.1 million into perspective by showing the relationship between accrued actuarial assets, actuarial accrued liabilities, and the number of persons with actual and potential claims on the Association's assets.

	<u>Accrued Actuarial Assets</u>	<u>Actuarial Accrued Liabilities</u>	<u>Unfunded Actuarial Accrued Liabilities</u>	<u>% Funded</u>
Retirants and Beneficiaries				
Retired Members (9)		\$2,395,500		
Surviving Spouses (3)		338,400		
Surviving Children (0)		<u>0</u>		
Total (12)	\$2,004,612	\$2,733,900	\$ 729,288	73.3%
Deferred Members (0)	0	0	0	
Active Members (5)	<u>134,505</u>	<u>1,097,472</u>	<u>962,967</u>	12.3%
Total	\$2,139,117	\$3,831,372	\$1,692,255	55.8%

Actuarial accrued liabilities represent the value, computed as of December 31, 1987 of:

- (i) retirement allowances likely to be paid the 12 retirants and beneficiaries; and
- (ii) the contributions assumed to have been made for the 5 active members from entry into the plan until December 31, 1987.

The value of retirement allowances likely to be paid the 12 retirants and beneficiaries, discounted for investment earnings and mortality, was computed to be \$2,733,900 as of December 31, 1987. To put this amount in perspective, the \$2,733,900, together with investment earnings, will just be sufficient to pay the 12 retirants and beneficiaries their allowances for their remaining lifetimes. This assumes the 12 retirants and beneficiaries live and die according to the assumed mortality and the \$2,733,900 is invested to yield an average annual return of 5.0% over the remaining lifetimes of the retirants and beneficiaries.

With respect to the active members, the actuarial accrued liability of \$1,097,472 represents the amount that would have been accumulated by December 31, 1987. This assumes the normal cost (which is expressed as a level percentage of pay) had been contributed from the date of hire until December 31, 1987 for the 5 actives, and that these amounts had earned 5.0% interest. It also assumes that the members in the past had lived, died, withdrawn, retired and received salary increases according to the actuarial assumptions shown in this report.

Historical Funding Ratio Schedule
(\$ in thousands)

<u>Valuation Date December 31</u>	<u>Actuarial Accrued Liabilities</u>	<u>Accrued Actuarial Assets</u>	<u>Percent Funded</u>
1978	\$2,136	\$ 705	33.0%
1979	N/A	N/A	N/A
1980	2,744	913	33.3
1981	2,937	989	33.7
1982	2,795	1,145	41.0
1983	2,969	1,346	45.3
1983*	3,155	1,346	42.7
1984	3,399	1,558	45.8
1985	3,579	1,783	49.8
1986	3,711	1,978	53.3
1987	3,831	2,139	55.8

* After change in assumptions.

Columbia Heights Police Relief Association
 Computed Contributions - Comparative Schedule

Year Ended December 31		Total Normal Cost as a Percent of Valuation Payroll*	Contribution For Unfunded Actuarial Accrued Liabilities \$ or %
Valuation	Fiscal		
1978	1980	28.23%	\$ 89,578
1979	1981	N/A	N/A
1980	1982	27.19	118,006
1981	1983	N/A	N/A
1982	1984	27.19	109,971
1983	1985	27.19	110,188
1983	1985**	29.34	122,755
1984	1986	29.27	127,420
1985	1987	29.73	127,007
1986	1988	30.73	125,356
1987	1989	31.73	125,451

* Includes employee contributions.

** After change in assumptions.

Columbia Heights Police Relief Association
CONTRIBUTION FOR CALENDAR YEAR EFFECTIVE JANUARY 1, 1989

For any period of time the percent-of-payroll contribution rate is converted to dollars. The amount of dollars for any calendar year depends upon the results of the last actuarial valuation, and the timing of contributions within the year. The later the contribution date, the greater the dollar amount will be.

The municipality's dollar contribution for the year may be determined as follows:

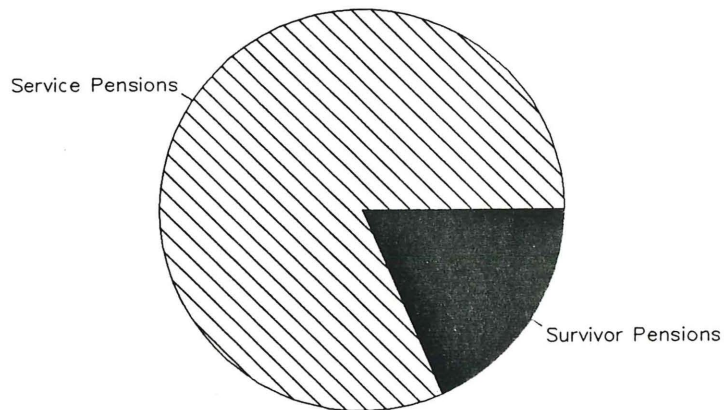
(1)	Estimated covered payroll for 1989	\$ _____
(2)	Total normal cost % from page A-2	31.73%
(3)	Total normal cost (Line 1 times line 2)	\$ _____
(4)	_____ x 1.035 1987 Administrative expenses paid from the Special Fund	_____
(5)	Amortization payment on UAAL from page A-2	125,451
(6)	Total contributions required (Line 3 plus line 4 plus line 5)	_____
(7)	Employee contributions (Line 1 times 8%)	\$ _____
(8)	(a) State amortization aid based on 12/31/78 UAAL of \$1,431,405	\$21,543
	(b) State amortization aid based on 1984 legislation	<u>2,908</u>
	(c) Total State amortization aid	\$24,451
(9)	Estimated insurance premium aid	_____
(10)	Estimated total contributions from other sources (Line 7 plus line 8 plus line 9)	_____
(11)	Employer's Minimum Obligation if payment is made in equal installments throughout the year (Line 6 minus line 10)	\$ _____
(12)	EMPLOYER'S MINIMUM OBLIGATION IF PAYMENT IS MADE AT YEAR END (Line 11 times 1.0247)	\$ _____

Section B

Valuation Data and Summary of Benefit Provisions

Columbia Heights Police Relief Association
Retirants and Beneficiaries December 31, 1987
By Type of Annuity Being Paid

<u>Type of Annuity Being Paid</u>	<u>No.</u>	<u>Monthly Amounts</u>	<u>Computed Actuarial Accrued Liabilities</u>
Retirants receiving:			
Age & Service	9	\$11,220.12	\$2,395,500
Disability	<u>0</u>	<u>0.00</u>	<u>0</u>
Totals	9	\$11,220.12	\$2,395,500
Beneficiaries receiving:			
Spouse	3	2,562.28	338,400
Child	<u>0</u>	<u>0.00</u>	<u>0</u>
Totals	3	2,562.28	338,400
Totals	<u>12</u>	<u>\$13,782.40</u>	<u>\$2,733,900</u>



Monthly Amount Paid by Benefit

Columbia Heights Police Relief Association
Retirants and Beneficiaries December 31, 1987
By Attained Ages

<u>Attained Ages</u>	<u>Number</u>		
	<u>Age & Service</u>	<u>Disability</u>	<u>Death Before Retirement</u>
50-54	1		
55-59	3		
60-64	3		
65-69	2		
70-74	<u>2</u>	<u>—</u>	<u>1</u>
Totals	11	0	1

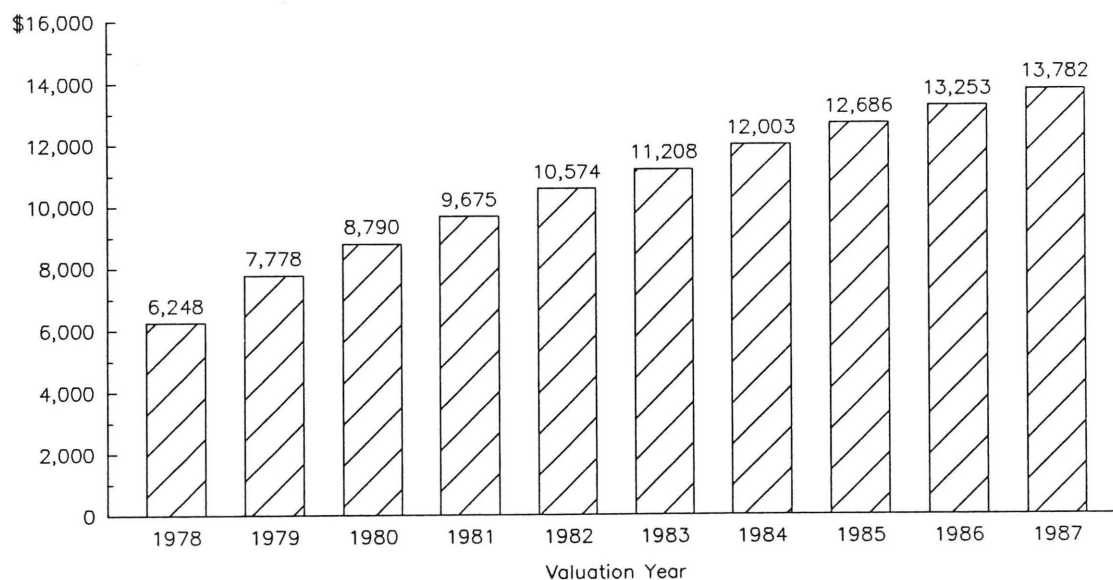
Columbia Heights Police Relief Association

Retirants and Beneficiaries Added to and Removed from Rolls

Comparative Statement

Valuation Date December 31	No. Added to Rolls	No. Removed from Rolls	Rolls End of Year		Discounted Value of Total Allowances
			No.	Annual Allowances	
1978			12	\$ 74,976	\$1,351,047
1979		1	11	85,563	1,431,065
1980	2		13	114,272	1,977,341
1981		1	12	116,095	2,041,841
1982	2	4	10	105,743	1,791,846
1983			10	112,084	1,969,154
1984	1		11	132,036	2,328,540
1985	1		12	152,236	2,679,948
1986			12	159,037	2,714,028
1987			12	165,389	2,733,900

Average Annual Allowances



Columbia Heights Police Relief Association

Active Members December 31, 1987

By Attained Age and Years of Service

Attained Age	Years of Service to Valuation Date							Totals	
	0-4	5-9	10-14	15-19	20-24	25-29	30 Plus	No.	Valuation Payroll
40-44				3				3	\$ 99,756
45-49					1			1	33,252
50-54					1			1	33,252
Totals				3	2			5	\$166,260

While not used in the financial computations, the following group averages are computed and shown because of their general interest.

Age: 45.4 years.

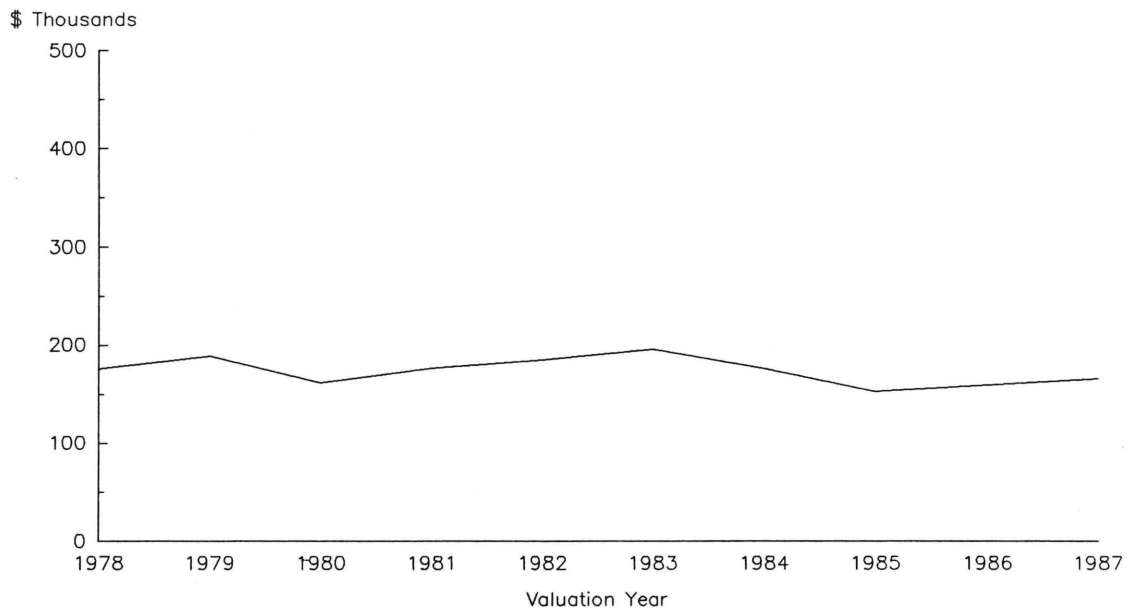
Service: 20.2 years.

Annual Pay: \$33,252.

Columbia Heights Police Relief Association
Comparative Schedule
Of Active Members

Valuation Date December 31	Active Members	Valuation Payroll	Average			
			Age	Service	Pay	% Incr.
1978	9	\$175,608	41.7 yrs.	14.4 yrs.	\$19,512	- %
1979	9	189,000	42.7	15.4	21,000	7.6
1980	7	161,700	41.0	15.2	23,100	10.0
1981	7	176,232	42.0	16.2	25,176	9.0
1982	7	185,045	43.0	17.2	26,435	5.0
1983	7	196,140	44.0	18.2	28,020	6.0
1984	6	176,544	44.0	18.3	29,424	6.0
1985	5	153,000	43.4	18.2	30,600	4.0
1986	5	159,840	44.4	19.2	31,968	4.5
1987	5	166,260	45.4	20.2	33,252	4.0

Valuation Payroll



Columbia Heights Police Relief Association

Brief Summary (12/31/87) of Benefit Provisions Evaluated and/or Considered

Age & Service Retirement

Eligibility. 20 years of service and 50 years of age.

Amount. For first 20 years of service, 35/80 of base pay at retirement. For each year in excess of 20, an additional 1/80 is added up to a maximum of 40/80 of base pay for 25 or more years of service. In addition, and not subject to the above maximum, for each year over 25, a benefit of 1/2% of base pay is added to the benefit. (The additional benefit is not subject to the post-retirement adjustment provisions.)

Pay Used For Plan Purposes. "Base pay" means the salary of a top patrolman.

Disability Retirement

Eligibility. Disabled to the extent that unable to perform duties of patrolman before being eligible for age & service retirement.

Amount. 35/80 of salary at time of disability.

Member's Death While Active, Or In Deferred Status, Or Retired

Eligibility.

Spouse. Legally married to member at separation from service and residing with member at time of death. Benefits terminate upon remarriage.

Child. Younger than age 18.

Amount.

Spouse. 2/3 of amount member was receiving or would have received. Minimum benefit based on 20 years of service and base pay.

Child. \$600 per year per child.

Maximum Family Benefit. Amount member was receiving or would have been eligible to receive.

Vested Deferred. 20 years of service and separated before age 50. Payment beginning is deferred to attainment of age 50.

Post-Retirement Adjustments ("Escalator"). Each time base pay is changed, payments to age & service and surviving spouse benefit recipients are changed by the same percent that base pay changes. Disability benefits are changed by the percent change in the salary of an active patrolman holding the rank that the disabled member held at the time of the disability. Children's benefits are not escalated.

Member Contributions. 8% of base pay. Total contributions are refundable, without interest, if no benefit is payable upon separation from service. When member has 25 years of service, contributions cease.

Section C

Valuation Methods and Assumptions

Columbia Heights Police Relief Association

Valuation Methods and Assumptions

The Entry Age Normal Cost method was used to determine the normal cost of all benefits. The rate of investment return (interest) as required by state law used in making the valuation was 5.0 percent per annum, compounded annually. Age & service retirement was assumed to occur at age 56, or attained age if older.

Mortality Table*

Sample Ages	Single Life Values: Present Value of \$1 Monthly				Future Life Expectancy (Years)	
	Level For Life		Increasing 3.5% Yearly			
	Men	Women	Men	Women	Men	Women
45	\$177.21	\$189.58	\$280.82	\$314.75	29.50	34.00
50	163.12	177.21	246.55	280.82	25.20	29.50
55	147.50	163.12	212.60	246.55	21.16	25.20
60	130.52	147.50	179.49	212.60	17.42	21.16
65	112.87	130.52	148.28	179.49	14.05	17.42
70	95.20	112.87	119.70	148.28	11.09	14.05
75	77.77	95.20	93.83	119.70	8.52	11.09
80	61.71	77.77	71.69	93.83	6.39	8.52

* UP-1984 Table set forward 2 years for males and set back 3 years for females.

Sample Rates of Separation from Active Employment

Before Retirement, Death or Disability

Sample Ages	% of Active Members Separating within Next Year
20	1.50%
25	1.25
30	1.00
35	0.75
40	0.50
45	0.25
50+	0.00

Pay Adjustment Factor Used To Project Current Pays

<u>Sample Ages</u>	<u>Present Pay Resulting in Pay of \$1,000 at Age 60</u>	<u>Present Increase in Pay During Next Year</u>
20	\$ 253	3.5%
25	300	3.5
30	356	3.5
35	423	3.5
40	503	3.5
45	597	3.5
50	709	3.5
55	842	3.5
60	1,000	3.5

Use of the pay adjustment factor illustrated above is required by state law.

Anticipated Disability Retirements

<u>Sample Ages</u>	<u>% of Active Members Becoming Disabled within Next Year</u>
20	0.08%
25	0.08
30	0.08
35	0.08
40	0.20
45	0.26
50	0.49
55	0.89

Section D

**The Pension Benefit Obligation
and Certain Other Disclosures
Required by Statement No. 5 of the
Governmental Accounting Standards Board**

PENSION BENEFIT OBLIGATION

The amount shown below as the "pension benefit obligation" is a standardized disclosure measure of the present value of pension benefits, adjusted for the effects of projected salary increases, estimated to be payable in the future as a result of employee service to date. The measure is the actuarial present value of credited projected benefits and is intended to (i) help users assess the plan's funding status on a going-concern basis, (ii) assess progress being made in accumulating sufficient assets to pay benefits when due, and (iii) allow for comparisons among public employee retirement plans. The measure is independent of the actuarial funding method used to determine contributions to the plan.

The pension benefit obligation was determined as part of an actuarial valuation of the plan as of December 31, 1987. Significant actuarial assumptions used in determining the pension benefit obligation include (a) a rate of return on the investment of present and future assets of 5.0% per year compounded annually, (b) projected salary increases of 3.5% per year compounded annually, attributable to inflation, and (c) the assumption that benefits will increase 3.5% per year after retirement.

At December 31, 1987, the unfunded pension benefit obligation was \$1,635,540, determined as follows:

Pension Benefit Obligation:

Retirees and beneficiaries currently receiving benefits and terminated employees not yet receiving benefits	\$2,733,900
Current employees --	
Accumulated employee contributions including allocated investment income	134,505
Employer financed	<u>896,875</u>
Total Pension Benefit Obligation	\$3,765,280
Net assets available for benefits, at cost (market value was \$2,157,871)	<u>2,129,740</u>
Unfunded Pension Benefit Obligation	\$1,635,540

The total pension benefit obligation as of January 1, 1987 was \$3,648,804. During the year, the plan experienced a net change of \$116,476 in the pension benefit obligation.

CONTRIBUTIONS REQUIRED AND CONTRIBUTIONS MADE

The Association's funding policy provides for periodic employer contributions at actuarially determined rates that, expressed as percentages of annual covered payroll, are designed to accumulate sufficient assets to pay benefits when due. The normal cost and actuarial accrued liability are determined using an entry age actuarial funding method. Unfunded actuarial accrued liabilities are being amortized as a level dollar amount over a period of 22 years.

During the year ended December 31, 1987, contributions totaling \$171,817 -- \$159,992 employer and \$11,825 employee -- were made in accordance with contribution requirements determined by an actuarial valuation of the plan as of December 31, 1985. The employer contributions consisted of \$33,247 for normal cost and \$126,745 for amortization of the unfunded actuarial accrued liability. Employer contributions represented 104.57% of covered payroll.

Significant actuarial assumptions used to compute contribution requirements were the same as those used to compute the standardized measure of the pension benefit obligation.

Computed Contribution Comparative Schedule

Fiscal Year December 31	Valuation Date December 31	Contribution Rates		Valuation Payroll	Dollar Contribution For Fiscal Year	
		Normal Cost % of Valuation Payroll	UAAL Dollars		Computed	Actual
1987	1985	21.73%	\$127,007	\$153,000	\$160,254	\$159,992
1988	1986	22.73	125,356	159,840	161,688	
1989	1987	23.73	125,451	166,260	164,904	

REQUIRED SUPPLEMENTARY INFORMATION

ANALYSIS OF FUNDING PROGRESS

Valuation Date December 31	(1) Net Assets Available for Benefits	(2) Pension Benefit Obligation (PBO)	(3) Percent Funded (1)/(2)	(4) Unfunded PBO (2)-(1)	(5) Annual Covered Payroll	(6) Unfunded PBO as a Percentage of Covered Payroll (4)/(5)
1987	\$2,129,770	\$3,765,280	56.6%	\$1,635,540	\$166,260	983.7%

Analysis of the dollar amounts of net assets available for benefits, pension benefit obligation, and unfunded pension benefit obligation in isolation can be misleading. Expressing the net assets available for benefits as a percentage of the pension benefit obligation provides one indication of the plan's funded status on a going-concern basis. Analysis of this percentage over time indicates whether the system is becoming financially stronger or weaker. Generally, the greater this percentage, the stronger the plan. The unfunded pension benefit obligation and annual covered payroll are both affected by inflation. Expressing the unfunded pension benefit obligation as a percentage of annual covered payroll approximately adjusts for the effects of inflation and aids analysis of the progress being made in accumulating sufficient assets to pay benefits when due. Generally, the smaller this percentage, the stronger the plan.

Appendices

APPENDIX I

FINANCIAL PRINCIPLES AND OPERATIONAL TECHNIQUES

Promises Made, and Eventually Paid. As each year is completed, the plan in effect hands an "IOU" to each member then acquiring a year of service credit -- the "IOU" says: "The Pension Plan owes you a portion of your retirement benefits, payments to be made in cash, commencing when you qualify for retirement."

The related key financial questions are: Which generation of taxpayers contributes the money to cover the IOU? The present taxpayers, who receive the benefit of the member's present year of service? Or the future taxpayers, who happen to be in town paying taxes at the later time when the IOU becomes a cash demand?

A sound principle of sound retirement plan financing is to have this year's taxpayers contribute the money to cover the IOUs being handed out this year. By following this principle, THE CONTRIBUTION RATE WILL REMAIN APPROXIMATELY LEVEL FROM GENERATION TO GENERATION -- our children and grandchildren will contribute the same percents of active payroll we contribute now.

A PENSION PLAN BECOMES CLOSED

The diagram in this appendix shows two important activities which occur after a plan has been closed to employees hired in the future.

Cash benefits paid continue to increase for decades, while active member payroll begins to decrease to zero.

Funding Method. A funding method is the long-term, planned pattern for employer contributions.

For an open plan (a plan covering future employees), the level-percent-of-active-member payroll funding method is the basic funding method.

The level-percent funding method can also be applied to a closed plan. However, the resulting contribution percent usually jumps to a high rate, because the number of covered active members is decreasing.

A preferred funding method for a closed plan consists of: level-percent funding for normal cost (the cost of members' service now being rendered); plus a level dollar contribution for unfunded actuarial accrued liabilities over a limited period of years. The period of years must be limited so that plan assets don't become zero while benefits are still payable.

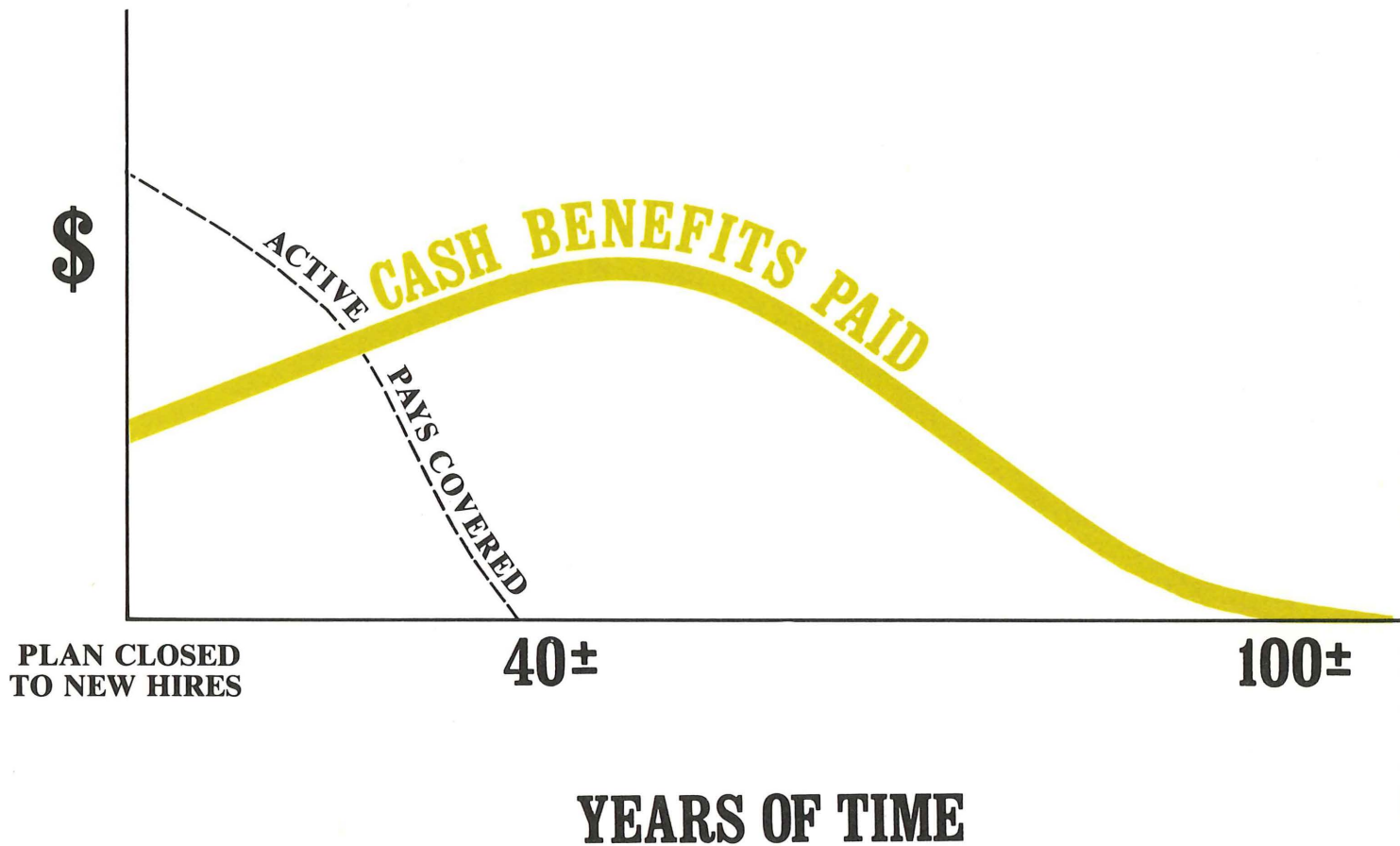
Computing Contributions To Support Plan Benefits. From a given schedule of benefits and from the employee data and asset data furnished him, the actuary determines the contribution rates to support the benefits by means of an actuarial valuation and a funding method.

In making an actuarial valuation, assumptions must be made regarding anticipated financial experiences for the next year and for decades in the future. Only the subsequent actual experience of the plan can indicate the degree of accuracy of the assumptions.

Reconciling Differences Between Assumed Experience and Actual Experience. Once actual experience has occurred and been observed, it will not coincide exactly with assumed experience, regardless of the wisdom of the assumptions or the skill of the actuary and the millions of calculations he made. The future can be predicted with considerable but not 100% precision, except for inflation which seems to defy reliable prediction.

A well-managed plan copes with these continually changing differences by having periodic actuarial valuations. Each actuarial valuation is a complete recalculation of assumed future experience, taking into account all past differences between assumed and actual experience. The result is continuing adjustment in financial position.

A CLOSED PENSION PLAN



A plan becomes closed when no new hires are admitted to active membership. The persons covered by the plan at the time of closing continue their normal activities and continue to be covered by the plan, until the last survivor dies.

CASH BENEFITS LINE. After a pension plan becomes closed, the usual pattern is for cash benefits to continue to increase for decades of time. Eventually the cash benefits will peak, and then gradually decrease over more decades of time, ultimately to zero. The last cash benefit is likely to occur a century after the time the plan is closed.

The precise amounts of cash benefits cannot be known now, and must be estimated by assumptions of future experiences in a variety of financial risk areas.

APPENDIX II

MEANING OF UNFUNDED ACCRUED LIABILITIES

Almost every pension plan (public or private) has "unfunded accrued liabilities", so whatever they are, they aren't rare. Since the term is not part of everyday conversation, it needs some definition.

"Accrued liabilities" are the present value \$ of plan promises to pay benefits in the future based upon service already rendered - - - a liability has been established ("accrued") because the service has been rendered, but the resulting monthly cash benefit may not be payable until years in the future. Accrued liabilities \$ are the result of complex mathematical calculations, which are made by the plan's actuary (which is the name given to the specialist who makes such calculations).

If "accrued liabilities" at any time exceed the plan's accrued assets (cash & investments), the difference is "unfunded accrued liabilities". This is the common condition. If the plan's assets equalled the plan's "accrued liabilities", the plan would be termed "fully funded". This is a rare condition.

Each time a plan adds a new benefit which applies to service already rendered, an "accrued liability" is created, which is also an "unfunded accrued liability" because the plan can't print instant cash to cover the accrued liability. Payment for such unfunded accrued liabilities is spread over a period of years, commonly in the 20-40 year range.

Unfunded accrued liabilities can occur in another way: If actual financial experience is less favorable than assumed financial experience, the difference is added to unfunded accrued liabilities. In plans where plan benefits are directly related to an employee's pay near time of retirement (a common plan provision) rather than his average pay throughout his working career, unfunded accrued liabilities have been increasing in recent years because unexpected rates of pay increase have created additional accrued liabilities which could not be matched by reasonable investment results. Some of these unexpected pay increases are the direct result of inflation, which is a very destructive force on financial stability.

The existence of unfunded accrued liabilities is not bad, then (any more than a mortgage on your house is "bad"), but the changes from year to year in amount of unfunded accrued liabilities are important - - - "bad" or "good" or somewhere in between.

Nor are unfunded accrued liabilities a bill payable immediately (your food costs are payable immediately), but it is important that policy-makers prevent the amount from becoming unreasonably high and it is vital that your plan have a sound method for making payments toward them so that they are controlled.

The existence of large amounts of unfunded accrued liabilities indicates that total contributions in past years were less than level - - - an almost certain history if retired life liabilities are not fully funded now.