

Bloomington
Police Relief Association
Annual Actuarial Valuation
December 31, 1986

TABLE OF CONTENTS

<u>Page</u>	<u>Item</u>
1	Signature Page
A-1	Comments
A-2	Contribution Rate
A-3	Present Actuarial Condition
A-5	Comparative Contribution Schedule
A-6	Contribution Work Sheet
B-1	Retirant and Beneficiary Data
B-5	Active Member Data
B-7	Brief Summary of Benefits
C-1	Valuation Method and Assumptions
D-1	Pension Benefit Obligation Schedule (for GASB 5 compliance)

Appendix I Financial Principles and Operational Techniques

Appendix II Meaning of Unfunded Accrued Liabilities

GABRIEL, ROEDER, SMITH & COMPANY
Actuaries & Consultants

200 Globe Building • 407 East Fort • Detroit, Michigan 48226 • 313-961-3346

June 12, 1987

Board of Trustees
Bloomington Police Relief Association
Bloomington, Minnesota

Submitted in this report are the results of the December 31, 1986 actuarial valuation of the assets, actuarial values and contribution requirements associated with the benefits provided by the Bloomington Police Relief Association.

The valuation results contained in Section A provide the actuarial information needed to determine the employer's "minimum obligation" effective January 1, 1988. Section A also contains comments regarding the valuation results.


The valuation was based upon information furnished by the Association concerning benefits, financial transactions, active members, terminated members, retirants and beneficiaries. Data was checked for year to year consistency but was not otherwise audited by us. This information is summarized in Section B.

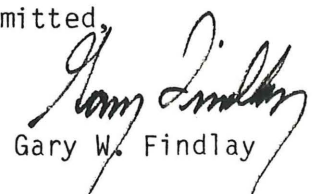
A description of the actuarial funding method and the risk experience assumptions used is contained in Section C. The economic risk experience assumptions, as well as the actuarial funding method to be used, are established by state law.

Information needed to comply with Statement No. 5 of the Governmental Accounting Standards Board is contained in Section D.

The actuarial valuation was prepared using generally accepted actuarial principles and practices based upon the methods, assumptions, summary of plan provisions and the member and financial data described in this report.

Respectfully submitted,


Ronald D. W. Smith


Gary W. Findlay

Section A

Valuation Results

COMMENTS

Economic Assumptions and Financing Method

The economic assumptions of 5% annual investment return and 3-1/2% annual salary increases are established by state law. State law also specifies that the annual minimum obligation of the municipality shall be determined by adding (i) the employer normal cost percent times covered payroll to (ii) the level dollar amount required to amortize the unfunded actuarial accrued liability by December 31, 2010.

It is worth noting that when the same assumptions and methods are applied to plans which differ in nature, the valuation results may not be comparable. Caution should be exercised when attempting to assess the financial condition of one Association relative to another on the basis of valuation results produced using the assumptions and methods mandated by state law.

Overfunded Condition of Plan

This year plan assets exceed actuarial accrued liabilities. The plan surplus of \$248,125 results in a computed annual credit of \$17,950 through the year 2010.

The computed employer normal cost, if paid equally throughout the year, is 23.07% of active member payroll. This would result in a net contribution rate. However, the state guidelines act makes no provision for dealing with surplus assets in plans which have recurring benefit payments. Therefore, the legally mandated employer contribution is the normal cost of 23.07% of active member payroll.

Bloomington Police Relief Association

CONTRIBUTION RATE TO PROVIDE BENEFITS

Member portion & Employer portion
Effective January 1, 1988

<u>Contributions for</u>	<u>If Paid Equally Throughout Year</u>		
	<u>Normal Cost</u> <u>% of Active</u> <u>Payroll for 1988</u>	<u>+</u>	<u>UAAL Dollars</u> <u>\$ 0</u>
Normal cost of annuities:			
Age & service: to members	23.29%		
Age & service: to survivors	3.72		
Disability	1.94		
Death before retirement	1.88		
Refunds of member contributions	0.24		
Total Normal Cost	31.07%		
Amortization of unfunded actuarial accrued liabilities (UAAL) (23 year level dollar payment)			
Retired lives			\$ 0
Active members			0
Total			0
Total Cost of Benefits	31.07%	+	\$ 0
Member contributions	8.00%		
COMPUTED EMPLOYER RATE:			
(a) If Paid Equally Throughout Year	23.07%	+	\$ 0
(b) IF PAID AT CALENDAR YEAR END	23.64%	+	\$ 0

Bloomington Police Relief Association

Present Actuarial Condition

The Association's accrued actuarial assets were in excess of \$19.9 million on December 31, 1986 -- a considerable sum of money if unencumbered and allocated among a small group of persons. This is not the case with the Association's assets.

The following schedule puts the \$19.9 million into perspective by showing the relationship between accrued actuarial assets, actuarial accrued liabilities, and the number of persons with actual and potential claims on the Association's assets.

	<u>Accrued Actuarial Assets</u>	<u>Actuarial Accrued Liabilities</u>	<u>Unfunded Actuarial Accrued Liabilities</u>	<u>% Funded</u>
Retirants and Beneficiaries				
Retired Members (19)		\$ 5,235,288		
Surviving Spouses (5)		541,320		
Surviving Children (0)		<u>0</u>		
Total (24)	\$ 5,776,608	\$ 5,776,608	\$ 0	100.0%
Deferred Members (1)	308,652	308,652	0	100.0
Active Members (71)	<u>13,893,783</u>	<u>13,645,658</u>	<u>(248,125)</u>	101.8
Total	\$19,979,043	\$19,730,918	\$(248,125)	101.3%

Actuarial accrued liabilities represent the value, computed as of December 31, 1986 of:

- (i) retirement allowances likely to be paid the 24 retirants and beneficiaries; and
- (ii) the contributions assumed to have been made for the 71 active members from entry into the plan until December 31, 1986.

The value of retirement allowances likely to be paid the 24 retirants and beneficiaries, discounted for investment earnings and mortality, was computed to be \$5,776,608 as of December 31, 1986. To put this amount in perspective, the \$5,776,608, together with investment earnings, will just be sufficient to pay the 24 retirants and beneficiaries their allowances for their remaining lifetimes. This assumes the 24 retirants and beneficiaries live and die according to the assumed mortality and the \$5,776,608 is invested to yield an average annual return of 5.0% over the remaining lifetimes of the retirants and beneficiaries.

With respect to the active members, the actuarial accrued liability of \$13,645,658 represents the amount that would have been accumulated by December 31, 1986. This assumes the normal cost (which is expressed as a level percentage of pay) had been contributed from the date of hire until December 31, 1986 for the 71 actives, and that these amounts had earned 5.0% interest. It also assumes that the members in the past had lived, died, withdrawn, retired and received salary increases according to the actuarial assumptions shown in this report.

Historical Funding Ratio Schedule (\$ in thousands)

<u>Valuation Date December 31</u>	<u>Actuarial Accrued Liabilities</u>	<u>Accrued Actuarial Assets</u>	<u>Percent Funded</u>
1978	\$ 7,534	\$ 5,021	66.6%
1979	N/A	N/A	N/A
1980	10,269	7,334	71.4
1981	11,758	8,629	73.4
1982	13,964	10,417	74.6
1983	14,943	12,378	82.8
1983*	15,813	12,378	78.3
1984	16,740	14,208	84.9
1985	18,056	17,174	95.1
1986	19,731	19,979	101.3

* After change in assumptions.

Bloomington Police Relief Association
 Computed Contributions - Comparative Schedule

Year Ended December 31		Total Normal Cost as a Percent of Valuation Payroll*	Contribution For Unfunded Actuarial Accrued Liabilities \$ or %
<u>Valuation</u>	<u>Fiscal</u>		
1978	1980	27.67%	\$122,623
1979	1981	N/A	N/A
1980	1982	30.83	189,182
1981	1983	29.63	204,953
1982	1984	29.54	236,350
1983	1985	28.52	174,124
1983	1985**	31.33	233,173
1984	1986	31.30	175,353
1985	1987	31.16	62,344
1986	1988	31.07	0

* Includes employee contributions.

** After change in assumptions.

Bloomington Police Relief Association
CONTRIBUTION FOR CALENDAR YEAR EFFECTIVE JANUARY 1, 1988

For any period of time the percent-of-payroll contribution rate is converted to dollars. The amount of dollars for any calendar year depends upon the results of the last actuarial valuation, and the timing of contributions within the year. The later the contribution date, the greater the dollar amount will be.

The municipality's dollar contribution for the year may be determined as follows:

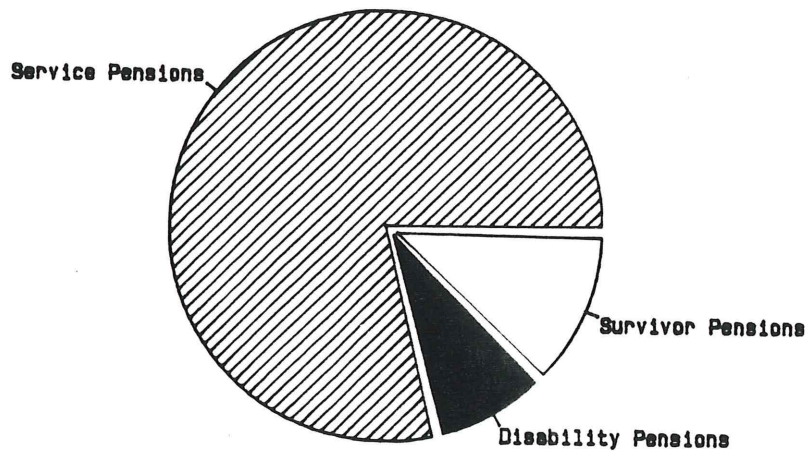
(1)	Estimated covered payroll for 1988	\$ _____	
(2)	Total normal cost % from page A-2	31.07%	
(3)	Total normal cost (Line 1 times line 2)		\$ _____
(4)	Amortization payment on UAAL from page A-2		0
(5)	Total contributions required (Line 3 plus line 4)		_____
(6)	Employee contributions (Line 1 times 8%)	\$ _____	
(7)	(a) State amortization aid based on 12/31/78 UAAL of \$2,513,030	\$37,821	
	(b) State amortization aid based on 1984 legislation	<u>5,523</u>	
	(c) Total State amortization aid		43,344
(8)	Estimated insurance premium aid	_____	
(9)	Estimated total contributions from other sources (Line 6 plus line 7 plus line 8)		_____
(10)	Employer's Minimum Obligation if payment is made in equal installments throughout the year (Line 5 minus line 9)		\$ _____
(11)	EMPLOYER'S MINIMUM OBLIGATION IF PAYMENT IS MADE AT YEAR END (Line 10 times 1.0247)		\$ _____

Section B

Valuation Data and Summary of Benefit Provisions

Bloomington Police Relief Association
Retirants and Beneficiaries December 31, 1986
By Type of Annuity Being Paid

<u>Type of Annuity Being Paid</u>	<u>No.</u>	<u>Monthly Amounts</u>	<u>Computed Actuarial Accrued Liabilities</u>
Retirants receiving:			
Age & Service	17	\$20,537.60	\$4,535,340
Disability	<u>2</u>	<u>2,310.48</u>	<u>699,948</u>
Totals	19	22,848.08	5,235,288
Beneficiaries receiving:			
Spouse	5	3,208.99	541,320
Child	<u>0</u>	<u>0.00</u>	<u>0</u>
Totals	5	3,208.99	541,320
Totals	<u>24</u>	<u>\$26,057.07</u>	<u>\$5,776,608</u>



Monthly Amount Paid by Benefit

Bloomington Police Relief Association
Inactive Members Eligible for Deferred Benefits
December 31, 1986

<u>No.</u>	<u>Monthly Amount</u>	<u>Computed Actuarial Accrued Liabilities</u>
1	\$1,123.15	\$308,652

Bloomington Police Relief Association
Retirants and Beneficiaries December 31, 1986
By Attained Ages

<u>Attained Ages</u>	<u>Number</u>		
	<u>Age & Service</u>	<u>Disability</u>	<u>Death Before Retirement</u>
35-39		1	
45-49		2	
50-54	5		
55-59	3		
60-64	7		
65-69	3	1	
75-79	<u> </u>	<u>2</u>	<u> </u>
Totals	18	6	0

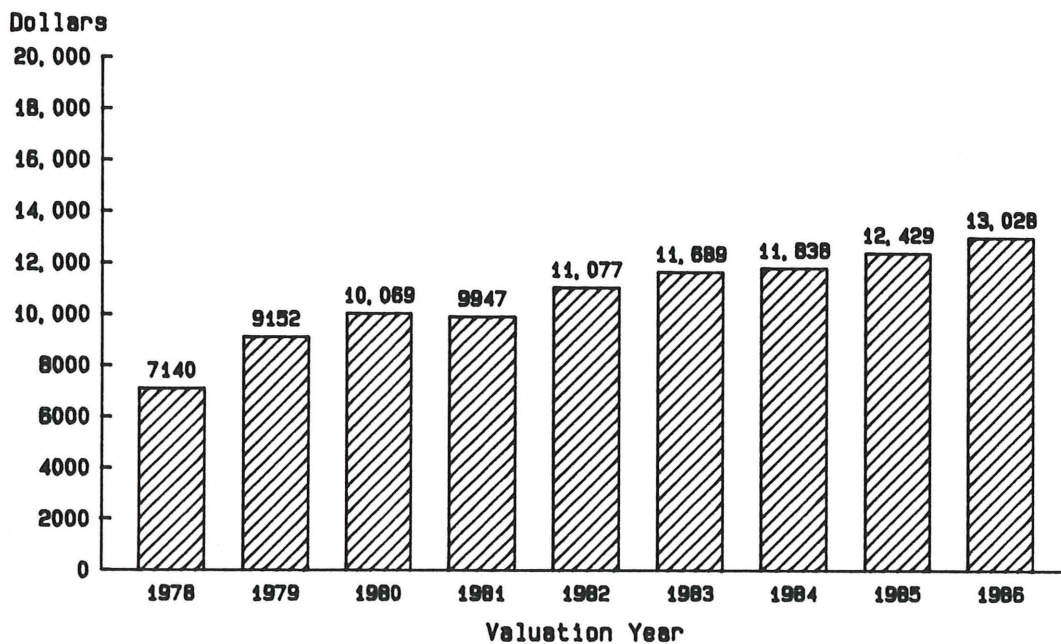
Bloomington Police Relief Association

Retirants and Beneficiaries Added to and Removed from Rolls

Comparative Statement

<u>Valuation Date December 31</u>	<u>No. Added to Rolls</u>	<u>No. Removed from Rolls</u>	<u>Rolls End of Year No.</u>	<u>Annual Allowances</u>	<u>Discounted Value of Total Allowances</u>
1978			9	\$ 64,260	\$1,301,307
1979	4	0	13	118,973	2,211,557
1980	1	0	14	140,963	2,612,033
1981	5	1	18	179,046	3,682,016
1982	3	0	21	232,610	4,453,597
1983	1	0	22	257,162	5,129,170
1984	3	2	23	272,283	5,221,092
1985	0	0	23	285,878	5,326,200
1986	1	0	24	312,685	5,776,608

Average Annual Allowances



Bloomington Police Relief Association
Active Members December 31, 1986
By Attained Age and Years of Service

Attained Age	Years of Service to Valuation Date							Totals	
	0-4	5-9	10-14	15-19	20-24	25-29	30 Plus	No.	Valuation Payroll
25-29		1						1	\$ 32,040
30-34		5	2					7	224,280
35-39			9	5				14	448,560
40-44			3	15	4			22	704,880
45-49			1	9	7	1		18	576,720
50-54				2	2	2		6	192,240
55-59						1	1	2	64,080
60							1	1	32,040
Totals		6	15	31	13	4	2	71	\$2,274,840

While not used in the financial computations, the following group averages are computed and shown because of their general interest.

Age: 42.7 years.

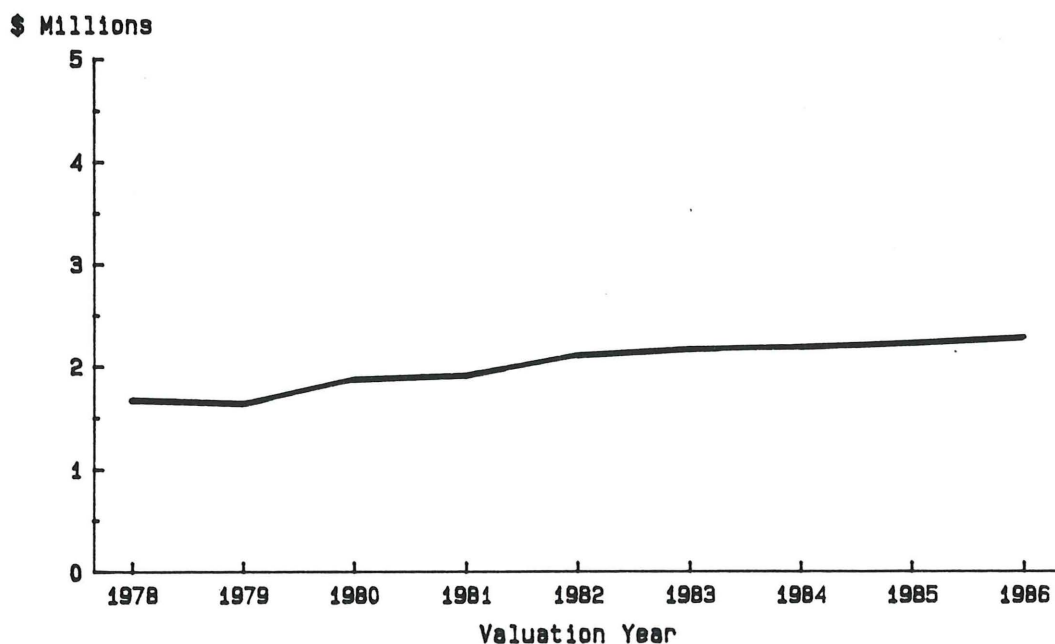
Service: 17.1 years.

Annual Pay: \$32,040.

Bloomington Police Relief Association
Comparative Schedule
Of Active Members

Valuation Date December 31	Active Members	Valuation Payroll	Average			
			Age	Service	Pay	% Incr.
1978	91	\$1,665,300	37.5 yrs.	11.2 yrs.	\$18,300	- %
1979	83	1,625,472	38.0	11.8	19,584	7.0
1980	87	1,868,760	37.7	11.7	21,480	9.7
1981	81	1,905,120	38.3	12.5	23,520	9.5
1982	78	2,100,384	38.8	13.0	26,928	14.5
1983	77	2,161,236	39.6	13.9	28,068	4.2
1984	74	2,180,928	40.4	14.8	29,472	5.0
1985	72	2,217,888	41.6	16.0	30,804	4.5
1986	71	2,274,840	42.7	17.1	32,040	4.0

Valuation Payroll



Bloomington Police Relief Association

Brief Summary (12/31/86) of Benefit Provisions Evaluated and/or Considered

Age & Service Retirement

Eligibility. 20 years of service and 50 years of age.

Amount. For first 20 years of service, 35/80 of base pay. For each year in excess of 20, an additional 1/80 is added to a maximum of 42/80 of base pay for 27 or more years of service.

Pay Used for Plan Purposes. For benefit determination purposes, "base pay" means the salary of a first grade patrolman for the second month of the previous fiscal year. For contribution purposes, it means the present base pay of a first grade patrolman.

Disability Retirement

Eligibility. Disabled to the extent that no longer able to perform the duties of a police officer before being eligible for age & service retirement.

Amount. 36/80 of base pay.

Member's Death While Active, Or In Deferred Status Or Retired

Eligibility.

Spouse. Legally married to member at least one year prior to separation from service and residing with member at time of death. Benefits terminate upon remarriage.

Child. Younger than age 18.

Amount.

Spouse. 20.5/80 of base pay.

Child. 6/80 of base pay per child. Children's maximum is 18/80 if spouse is receiving or 36/80 if no spouse is receiving.

Vested Deferred. 20 years of service and separated before age 50. Maximum benefit is 42/80 of base pay. Payment beginning is deferred to attainment of age 50.

Post-Retirement Adjustments ("Escalator"). Each time base pay is changed, payments to all benefit recipients are simultaneously changed by the same percent that base pay is changed.

Member Contributions. 8% of base pay. 75% of total member contributions is refundable, without interest, upon separation from service if no monthly benefit is payable.

Section C

Valuation Methods and Assumptions

Bloomington Police Relief Association

Valuation Methods and Assumptions

The Entry Age Normal Cost method was used to determine the normal cost of all benefits. The rate of investment return (interest) as required by state law used in making the valuation was 5.0 percent per annum, compounded annually. Age & service retirement was assumed to occur at age 53, or attained age if older.

Mortality Table*

Sample Ages	Single Life Values: Present Value of \$1 Monthly				Future Life Expectancy (Years)	
	Level For Life		Increasing 3.5% Yearly		Men	Women
	Men	Women	Men	Women		
45	\$177.21	\$189.58	\$280.82	\$314.75	29.50	34.00
50	163.12	177.21	246.55	280.82	25.20	29.50
55	147.50	163.12	212.60	246.55	21.16	25.20
60	130.52	147.50	179.49	212.60	17.42	21.16
65	112.87	130.52	148.28	179.49	14.05	17.42
70	95.20	112.87	119.70	148.28	11.09	14.05
75	77.77	95.20	93.83	119.70	8.52	11.09
80	61.71	77.77	71.69	93.83	6.39	8.52

* UP-1984 Table set forward 2 years for males and set back 3 years for females.

Sample Rates of Separation from Active Employment

Before Retirement, Death or Disability

Sample Ages	% of Active Members Separating within Next Year
20	1.50%
25	1.25
30	1.00
35	0.75
40	0.50
45	0.25
50+	0.00

Pay Adjustment Factor Used To Project Current Pays

<u>Sample Ages</u>	<u>Present Pay Resulting in Pay of \$1,000 at Age 60</u>	<u>Present Increase in Pay During Next Year</u>
20	\$ 253	3.5%
25	300	3.5
30	356	3.5
35	423	3.5
40	503	3.5
45	597	3.5
50	709	3.5
55	842	3.5
60	1,000	3.5

Use of the pay adjustment factor illustrated above is required by state law.

Anticipated Disability Retirements

<u>Sample Ages</u>	<u>% of Active Members Becoming Disabled within Next Year</u>
20	0.08%
25	0.08
30	0.08
35	0.08
40	0.20
45	0.26
50	0.49
55	0.89

Section D

**The Pension Benefit Obligation
and Certain Other Disclosures
Required by Statement No. 5 of the
Governmental Accounting Standards Board**

PENSION BENEFIT OBLIGATION

The amount shown below as the "pension benefit obligation" is a standardized disclosure measure of the present value of pension benefits, adjusted for the effects of projected salary increases, estimated to be payable in the future as a result of employee service to date. The measure is the actuarial present value of credited projected benefits and is intended to (i) help users assess the plan's funding status on a going-concern basis, (ii) assess progress being made in accumulating sufficient assets to pay benefits when due, and (iii) allow for comparisons among public employee retirement plans. The measure is independent of the actuarial funding method used to determine contributions to the plan.

The pension benefit obligation was determined as part of an actuarial valuation of the plan as of December 31, 1986. Significant actuarial assumptions used in determining the pension benefit obligation include (a) a rate of return on the investment of present and future assets of 5.0% per year compounded annually, (b) projected salary increases of 3.5% per year compounded annually, attributable to inflation, and (c) the assumption that benefits will not increase after retirement.

At December 31, 1986, the assets in excess of the pension benefit obligation were \$608,468, determined as follows:

Pension Benefit Obligation:

Retirees and beneficiaries currently receiving benefits and terminated employees not yet receiving benefits	\$ 6,085,260
Current employees --	
Accumulated employee contributions including allocated investment income	1,540,834
Employer financed	<u>11,292,146</u>
Total Pension Benefit Obligation	\$18,918,240
Net assets available for benefits, at cost (market value was \$20,883,713)	<u>19,526,708</u>
Assets in excess of the Pension Benefit Obligation	\$ 608,468

Appendices

APPENDIX I

FINANCIAL PRINCIPLES AND OPERATIONAL TECHNIQUES

Promises Made, and Eventually Paid. As each year is completed, the plan in effect hands an "IOU" to each member then acquiring a year of service credit -- the "IOU" says: "The Pension Plan owes you a portion of your retirement benefits, payments to be made in cash, commencing when you qualify for retirement."

The related key financial questions are: Which generation of taxpayers contributes the money to cover the IOU? The present taxpayers, who receive the benefit of the member's present year of service? Or the future taxpayers, who happen to be in town paying taxes at the later time when the IOU becomes a cash demand?

A sound principle of sound retirement plan financing is to have this year's taxpayers contribute the money to cover the IOUs being handed out this year. By following this principle, THE CONTRIBUTION RATE WILL REMAIN APPROXIMATELY LEVEL FROM GENERATION TO GENERATION -- our children and grandchildren will contribute the same percents of active payroll we contribute now.

A PENSION PLAN BECOMES CLOSED

The diagram in this appendix shows two important activities which occur after a plan has been closed to employees hired in the future.

Cash benefits paid continue to increase for decades, while active member payroll begins to decrease to zero.

Funding Method. A funding method is the long-term, planned pattern for employer contributions.

For an open plan (a plan covering future employees), the level-percent-of-active-member payroll funding method is the basic funding method.

The level-percent funding method can also be applied to a closed plan. However, the resulting contribution percent usually jumps to a high rate, because the number of covered active members is decreasing.

A preferred funding method for a closed plan consists of: level-percent funding for normal cost (the cost of members' service now being rendered); plus a level dollar contribution for unfunded actuarial accrued liabilities over a limited period of years. The period of years must be limited so that plan assets don't become zero while benefits are still payable.

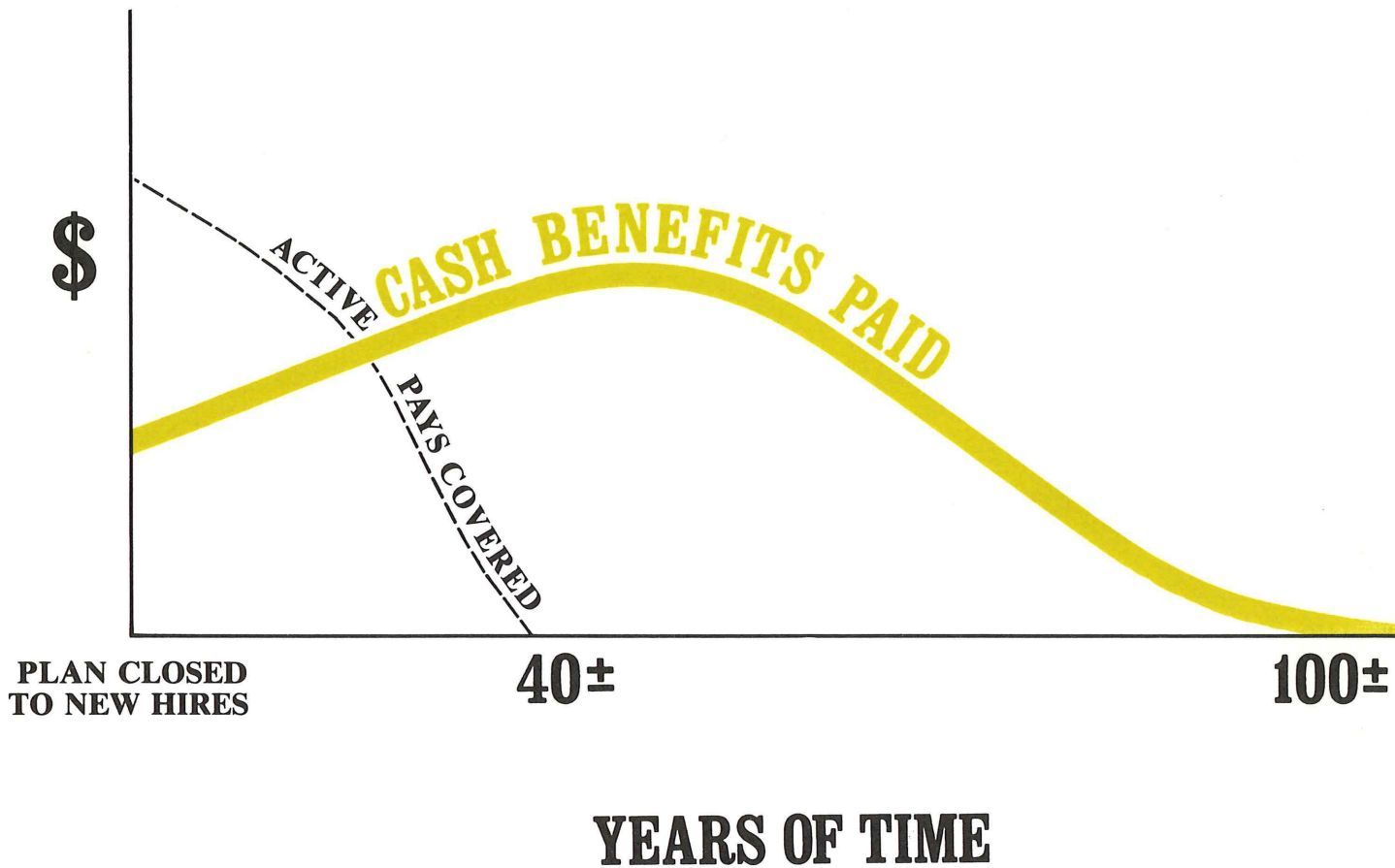
Computing Contributions To Support Plan Benefits. From a given schedule of benefits and from the employee data and asset data furnished him, the actuary determines the contribution rates to support the benefits by means of an actuarial valuation and a funding method.

In making an actuarial valuation, assumptions must be made regarding anticipated financial experiences for the next year and for decades in the future. Only the subsequent actual experience of the plan can indicate the degree of accuracy of the assumptions.

Reconciling Differences Between Assumed Experience and Actual Experience. Once actual experience has occurred and been observed, it will not coincide exactly with assumed experience, regardless of the wisdom of the assumptions or the skill of the actuary and the millions of calculations he made. The future can be predicted with considerable but not 100% precision, except for inflation which seems to defy reliable prediction.

A well-managed plan copes with these continually changing differences by having periodic actuarial valuations. Each actuarial valuation is a complete recalculation of assumed future experience, taking into account all past differences between assumed and actual experience. The result is continuing adjustment in financial position.

A CLOSED PENSION PLAN



A plan becomes closed when no new hires are admitted to active membership. The persons covered by the plan at the time of closing continue their normal activities and continue to be covered by the plan, until the last survivor dies.

CASH BENEFITS LINE. After a pension plan becomes closed, the usual pattern is for cash benefits to continue to increase for decades of time. Eventually the cash benefits will peak, and then gradually decrease over more decades of time, ultimately to zero. The last cash benefit is likely to occur a century after the time the plan is closed.

The precise amounts of cash benefits cannot be known now, and must be estimated by assumptions of future experiences in a variety of financial risk areas.

APPENDIX II

MEANING OF UNFUNDED ACCRUED LIABILITIES

Almost every pension plan (public or private) has "unfunded accrued liabilities", so whatever they are, they aren't rare. Since the term is not part of everyday conversation, it needs some definition.

"Accrued liabilities" are the present value \$ of plan promises to pay benefits in the future based upon service already rendered - - - a liability has been established ("accrued") because the service has been rendered, but the resulting monthly cash benefit may not be payable until years in the future. Accrued liabilities \$ are the result of complex mathematical calculations, which are made by the plan's actuary (which is the name given to the specialist who makes such calculations).

If "accrued liabilities" at any time exceed the plan's accrued assets (cash & investments), the difference is "unfunded accrued liabilities". This is the common condition. If the plan's assets equalled the plan's "accrued liabilities", the plan would be termed "fully funded". This is a rare condition.

Each time a plan adds a new benefit which applies to service already rendered, an "accrued liability" is created, which is also an "unfunded accrued liability" because the plan can't print instant cash to cover the accrued liability. Payment for such unfunded accrued liabilities is spread over a period of years, commonly in the 20-40 year range.

Unfunded accrued liabilities can occur in another way: If actual financial experience is less favorable than assumed financial experience, the difference is added to unfunded accrued liabilities. In plans where plan benefits are directly related to an employee's pay near time of retirement (a common plan provision) rather than his average pay throughout his working career, unfunded accrued liabilities have been increasing in recent years because unexpected rates of pay increase have created additional accrued liabilities which could not be matched by reasonable investment results. Some of these unexpected pay increases are the direct result of inflation, which is a very destructive force on financial stability.

The existence of unfunded accrued liabilities is not bad, then (any more than a mortgage on your house is "bad"), but the changes from year to year in amount of unfunded accrued liabilities are important - - - "bad" or "good" or somewhere in between.

Nor are unfunded accrued liabilities a bill payable immediately (your food costs are payable immediately), but it is important that policy-makers prevent the amount from becoming unreasonably high and it is vital that your plan have a sound method for making payments toward them so that they are controlled.

The existence of large amounts of unfunded accrued liabilities indicates that total contributions in past years were less than level - - - an almost certain history if retired life liabilities are not fully funded now.