



Report: Emergency Response to Disease Outbreaks in Wildlife

Covering the Period January 1 –March 31, 2023

As required by Minnesota Session Law 2021, 1st Special Session, Chapter 6

7/31/2023

Report to the Minnesota Legislature

Minnesota Department of Natural Resources
500 Lafayette Road
Saint Paul, Minnesota 55155
651-259-5024
bob.meier@state.mn.us
mndnr.gov

Pursuant to Minnesota Statutes, Section 3.197, we estimate that it cost approximately \$270 to produce this report. This includes staff time for drafting and reviewing the report.

Upon request, this material will be made available in an alternative format such as large print, Braille or audio recording. Printed on recycled paper.

DNR CWD Spending Legislative Report

This report fulfills the quarterly reporting requirement of Minnesota Session Law 2021, 1st Special Session, Chapter 6, Article 1, Section 3, Subdivision 6(b) “\$1,529,000 the first year and \$2,532,000 the second year are from the general fund and \$2,425,000 the first year and \$2,425,000 the second year are from the game and fish fund for planning for and emergency response to disease outbreaks in wildlife. Of the game and fish fund appropriation, \$750,000 the first year and \$750,000 the second year are from the heritage enhancement account and are onetime (Table 1). The commissioner and the Board of Animal Health must each submit quarterly reports on chronic wasting disease activities funded in this biennium to the chairs and ranking minority members of the legislative committees and divisions with jurisdiction over environment and natural resources and agriculture.”

CWD Activities, January 1 – March 31, 2023

The Minnesota Department of Natural Resources (DNR) spent approximately \$770,000 during the third quarter of FY23 on Chronic Wasting Disease (CWD)-related activities (Figure 1, Table 2,3). This spending includes staff salary for CWD surveillance and management work, contract payments for student labor at fall check stations, invoices for fall dumpsters, and fleet costs, diagnostic testing, and agency culling activities. New activities that occurred this past quarter focused on agency culling activities in southeast and north central Minnesota. A detailed list of activities include:

- From Jan 1 to March 31, a total of 952 samples were collected and submitted for CWD testing:
 - Opportunistic sampling (i.e., 45 vehicle-killed deer, 7 sick deer, 11 found dead, 14 depredation permits, and 6 other): 83 samples, collected statewide; two of these deer were CWD-positive.
 - Targeted sampling: 689 samples; 20 of these deer were CWD-positive.
- The 22 new cases of CWD were detected in wild deer during this quarter. This included 1 found dead deer in DPA 604 and 1 reported sick deer in DPA 343. The remainder were all deer harvested through agency culling efforts to reduce local prevalence of CWD where it was recently found.
- DNR contracted with USDA-Wildlife Services for \$425,000 to conduct targeted culling in management zones in southeast MN and within the city limits of Grand Rapids, MN. Culling efforts took place from January-March 2023; 627 deer were removed, 20 tested CWD-positive (Table 1, Figure 2,3,4). At the end of the project, a total of 73 private landowners provided access to 6,196 private acres from within focus areas in the southeast and south metro areas combined. All culled deer went to the Share the Harvest public donation program after receiving a not-detected test result.
- DNR staff met with tribal biologists to discuss results of fall CWD sampling efforts in areas near tribal lands. Federal funding was available to support collection and testing efforts for tribal hunters and these efforts were coordinated through University of Minnesota staff. Approximately 300 samples were collected by tribes in the northwest; all were not detected for CWD.

Planning efforts for fall 2023 CWD surveillance began, as staff summarized and analyzed results from fall 2022 efforts. The footprint of CWD has expanded in Minnesota, with the discovery of 2 infected deer in DPA 184, which will create a new CWD management zone for fall 2023. However, the disease was also not found after 3 years of surveillance in the east central and west central surveillance zones; thus, testing will be discontinued. Discussions are underway to expand testing opportunities statewide by fall 2023 by increasing participation in the Partner Sampling Program and hunter mail-in kit program.

Table 1. Chronic Wasting Disease Appropriation Allocation FY22-23.

Fund	FY22 Appropriated	FY23 Appropriated	Total App FY22-23
General Fund	1,529,000	2,532,000	4,061,000
Game and Fish-Emergency Response	1,675,000	1,675,000	3,350,000
Heritage	750,000	750,000	1,500,000
Total	3,954,000	4,957,000	8,911,000

Figure 1. Quarterly spending activity of the Chronic Wasting Disease Appropriation Allocation FY22-23.

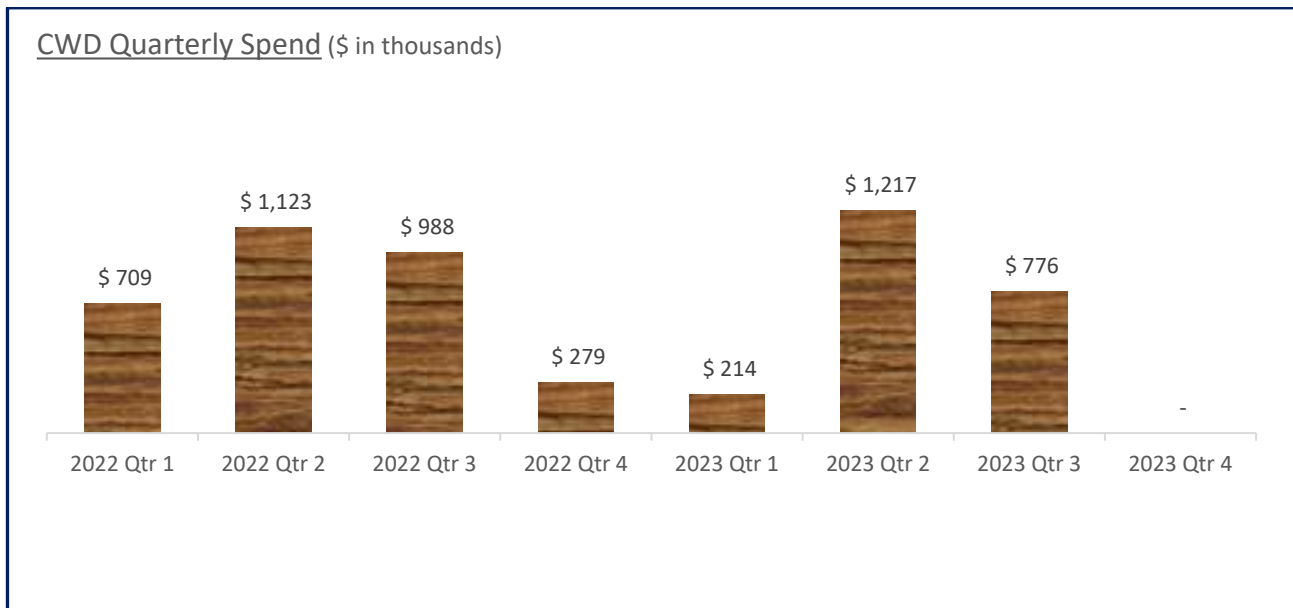


Table 2. Detailed spending by expense type for Chronic Wasting Disease Appropriation, July 1, 2021 through March 31, 2023.

Expense Type	General Fund	Game and Fish-Emergency Response	Heritage	Other**	Total Spend
Salary	618	1,840,378	-	218,539	2,059,535
CWD Sample Testing	570,558	376	-	43,665	614,598
Contracts: CWD Tissue Sampling	204,360	1,240	-	4,205	209,805
USDA-Culling Contract	-	-	378,186	-	378,186
CWD Office - Rushford	65,217	-	-	-	65,217
Dumpsters	590,845	105,594	-	11,237	707,675
Supplies	267,542	19,517	-	5,028	292,087
Travel/Fleet	135,704	254,810	-	734	391,247
Printing & Advertising	252,187	13,232	-	9,687	275,106
MSU-CWD Simulation Tool Dev't	-	-	-	100,000	100,000
PSU-CWD Relatedness Testing	-	-	-	49,958	49,958
Equipment	31,411	7,834	-	11,449	50,694
Other	75,121	2,816	-	34,309	112,246
Total	2,193,563	2,245,796	378,186	488,809	5,306,355
\$ Encumbered	1,313,776	-	425,000	-	
% of Budget Spent	54.0%	67.0%	25.2%		
% of Budget Encumbered	32.4%	0.0%	28.3%		
% of Budget Spent/Enc	86.4%	67.0%	53.5%		

** Other includes Game and Fish Operating Account, Deer Management Account, Deer/Bear Account, Cervid Health Account, and Heritage Fund.

Table 3. Detailed spending by expense type for Chronic Wasting Disease Appropriation, January 1, 2023 through March 31, 2023.

Expense Type	General Fund	Game and Fish- Emergency Response	Other**	Total Spend
Salary	-	184,835	(19,741)	165,093
CWD Sample Testing	180,412	-	-	180,412
Contracts: CWD Tissue Sampling	70,310	-	-	70,310
USDA-Culling Contract	-	-	-	-
CWD Office - Rushford	12,300	-	-	12,300
Dumpsters	125,299	-	4,666	129,965
Supplies	62,526	84	-	62,610
Travel/Fleet	51,752	5,699	-	57,451
Printing & Advertising	46,479	-	-	46,479
Equipment	265	-	-	265
Other	44,322	-	-	44,322
Total	593,665	190,619	(15,075)	769,209

** Other includes Game and Fish Operating Account, Deer Management Account, Deer/Bear Account, and Cervid Health Account.

Table 4. Total number of deer culled by USDA-WS and test results per targeted area, winter 2023.

Targeted Area	Total Deer	Not Detected	Pending	Suspect	Positive
Southeast	513	495	0	0	18
South Metro	39	37	0	0	2
Grand Rapids	75	75	0	0	0
Total	627	607	0	0	20

Figure 2. Locations of deer culled during targeted efforts by USDA-WS in southeast areas of Minnesota, winter 2023.

Southeast Minnesota CWD Culling Results 2023

Date Updated: 5/5/2023

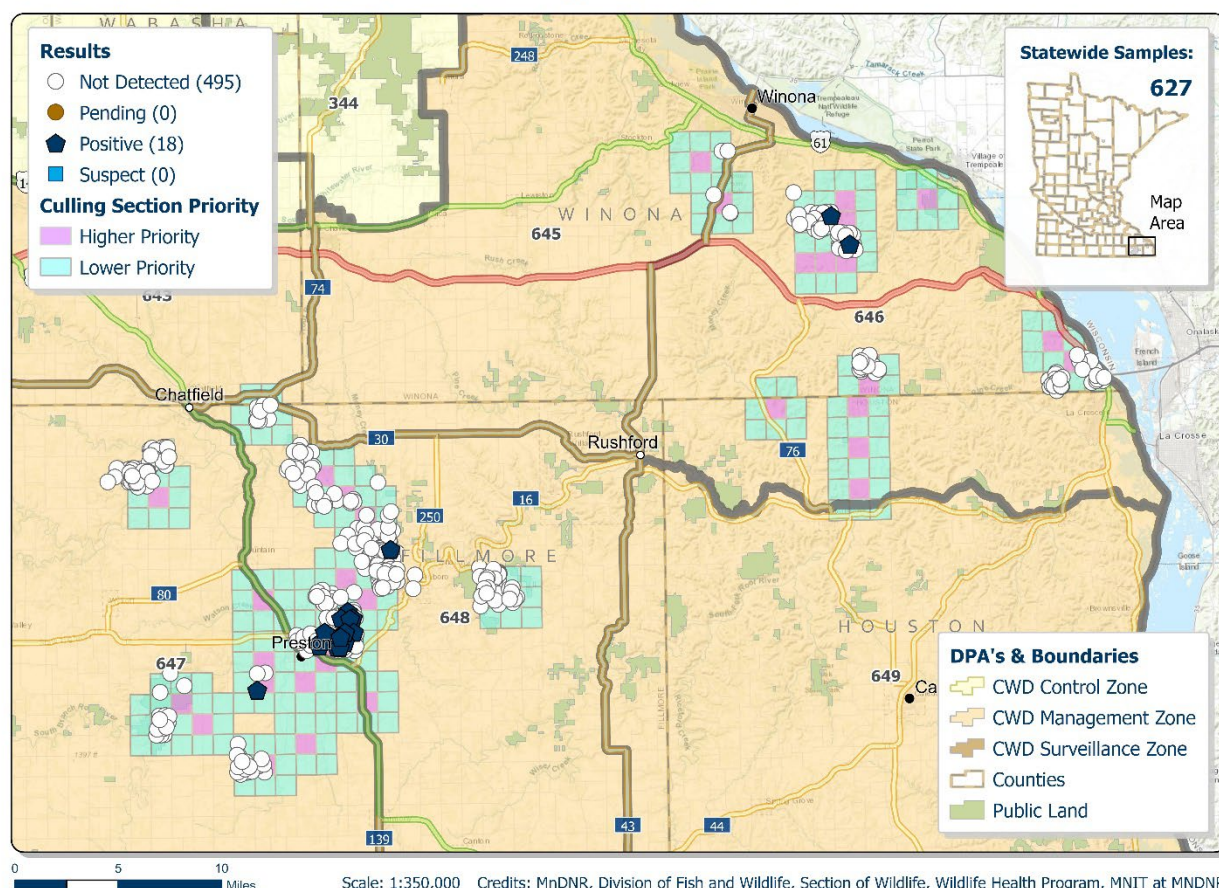


Figure 3. Locations of deer culled during targeted efforts by USDA-WS in south metro areas of Minnesota, winter 2023.

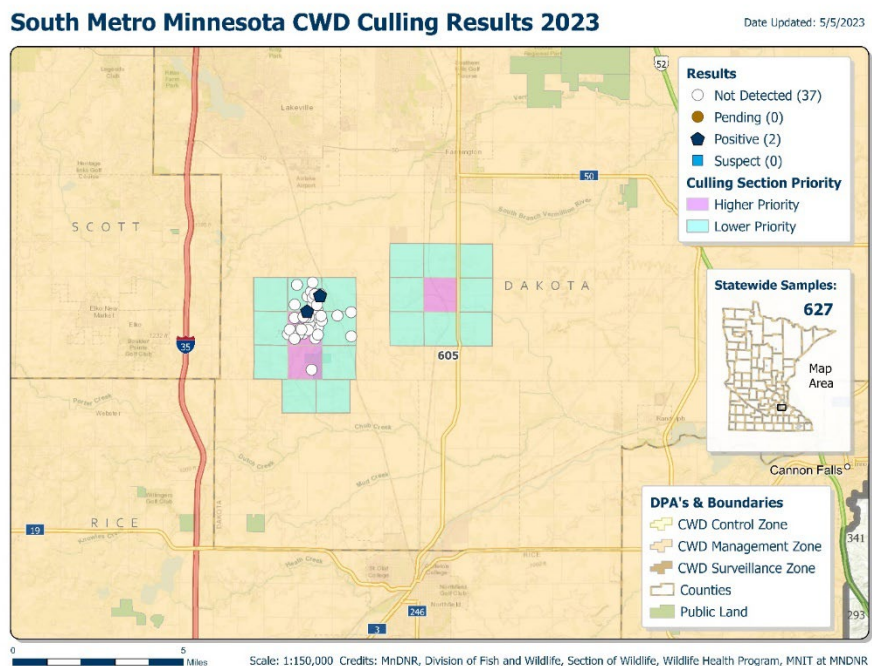


Figure 4. Locations of deer culled during targeted efforts by USDA-WS in Grand Rapids area of Minnesota, winter 2023.

