



1998 ANNUAL REPORT



City of Saint Paul
Sales Tax Revitalization (**STAR**) Program

19c1

Mswanson 02/01/1999
6,83,81,16,170



Interdepartmental Memorandum

CITY OF SAINT PAUL

Mswanson 02/02/1999
42

TO: STAR Participants\Neighborhood & Community Leaders

FR: Bob Hammer, Grants Manager *Bob*

DATE: February 1, 1999

SUBJECT: **1998 Sales Tax Revitalization - STAR - Annual Report**

On behalf of Mayor Coleman and the members of Council of the City of Saint Paul, I am pleased to provide you with the 1998 Annual STAR Program Report.

Initiated as result of 1993 State legislation, the STAR Program utilizes a portion of the city's half cent sales tax proceeds to partner with virtually all segments of our community. Public and private organizations, business and non-profit groups have participated through the city's three STAR program areas:

<u>STAR Program Area</u>	<u>1998 Awards</u>	<u>('95 - '97)</u>	<u>Total Awards</u>
Small Grant Program	20	39	59
Large Loans & Grants	30	64	94
Cultural Loans & Grants	<u>16</u>	<u>31</u>	<u>47</u>
Totals	66	134	200

To date, program awards have totaled more than 22 million dollars, helping finance 200 programs and projects. 1998 awards alone will leverage more than 18.6 million dollars in additional investments, and create approximately 300 construction and full time jobs.

Thanks for your continuing interest in the program. Please take the time to review the entire report, and look for the STAR activities in your part of our community. If you have any questions on the program accomplishments or upcoming activities, please contact us:

STAR Program
25 West Fourth Street, Suite 1400
Saint Paul, MN 55102

Phone: 651-266-STAR(7827)

Facsimile: 651-228-3220

Web Site: www.stpaul.gov/depts/ped

e-mail: bob.hammer@ci.stpaul.mn.us

cc: Mayor Norm Coleman
City Council Members

19.01



Interdepartmental Memorandum

CITY OF SAINT PAUL

TO: STAR Participants

FR: Cultural STAR Staff

DATE: February 2, 1999

SUBJECT: **1998 Sales Tax Revitalization - STAR - Annual Report**

On behalf of Mayor Coleman and the members of Council of the City of Saint Paul, we are pleased to provide you with the 1998 Annual STAR Program Report.

Initiated as result of 1993 State legislation, the STAR Program utilizes a portion of the city's half cent sales tax proceeds to partner with virtually all segments of our community. Public and private organizations, business and non-profit groups have participated through the city's three STAR program areas:

<u>STAR Program Area</u>	<u>1998 Awards</u>	<u>('95 - '97)</u>	<u>Total Awards</u>
Small Grant Program	20	39	59
Large Loans & Grants	30	64	94
Cultural Loans & Grants	<u>16</u>	<u>31</u>	<u>47</u>
Totals	66	134	200

To date, program awards have totaled more than 22 million dollars, helping finance 200 programs and projects. 1998 awards alone will leverage more than 18.6 million dollars in additional investments, and create approximately 300 construction and full time jobs.

Thanks for your continuing interest in the program. Please take the time to review the entire report. If you have any questions on the program accomplishments or upcoming activities, please contact us:

STAR Program
25 West Fourth Street, Suite 1400
Saint Paul, MN 55102

Phone: 651-266-STAR(7827)
Facsimile: 651-228-3220
Web Site: www.stpaul.gov/depts/ped



1998 Annual Report of the Sales Tax Revitalization (STAR) Program

Saint Paul's Sales Tax Revitalization (STAR) Program has just completed its fourth year of awarding loans and grants for capital improvement projects in Saint Paul neighborhoods and the downtown cultural district. The 1998 STAR Program Annual Report includes:

- STAR Program overview
- key program features
- project application and selection process
- estimated future sales tax collections
- STAR awards by project type and geographic area
- 1998 STAR fund balance distribution
- program accomplishments to date
- outside investment and job creation
- loan program features
- continuing process



Capital Centre Plaza/Ecolab Plaza

Sales Tax Revitalization (STAR) Program

In May 1993, the Minnesota State Legislature provided legislative authorization for the City of Saint Paul to levy an additional half-cent sales tax. The legislation allows revenue resulting from the tax to be used to pay all or a portion of the capital expenses for expansion and remodeling of the Saint Paul RiverCentre complex (formerly the Saint Paul Civic Center). The legislation stipulates that "The remainder of the funds must be spent for capital projects to further residential, cultural, commercial, and economic development in both downtown St. Paul and St. Paul neighborhoods." The City determined that 40 percent of the sales tax proceeds would pay for 30-year bonds issued to finance the renovation and expansion of the Saint Paul RiverCentre. The remaining 60 percent would be spent on other capital improvement projects in Saint Paul.

To distribute this 60 percent, the City Council in 1994 established the Sales Tax Revitalization

(STAR) Program which consists of the Neighborhood STAR Program and Cultural STAR Program. The Neighborhood STAR Program, funded with 50 percent of the STAR funds, awards loans and grants for capital improvement projects in Saint Paul neighborhoods. The Cultural STAR Program, funded with the remaining 10 percent, awards loans and grants for capital improvement projects that further cultural activities in Saint Paul. In 1997, changes in state legislation enabled the City to expand the use of funds in the 1998 Cultural STAR Program to include cultural organization operating expenses.

Both the Neighborhood STAR Program and Cultural STAR Program have completed four annual funding cycles which were administered by the Saint Paul Department of Planning & Economic Development (PED).



Neighborhood Sales Tax Revitalization (STAR) Program

Key Features:

The Neighborhood STAR Program awards grants and loans for physical improvement projects in Saint Paul neighborhoods.

Key features include:

- Program funding: 50 percent of the proceeds of the City's half-cent sales tax.
 - Funds are awarded annually through separate competitive application processes. One process is held for small grants, and one for large grants and loan/grant combinations.
 - STAR funds must be matched on a 1:1 basis with other resources. Loan requests under \$50,000 submitted directly to the STAR Board do not require a match.
 - Applications for loans may be submitted at any time. Twenty five percent of the annual available loan pool will be accessible year round, under the following conditions; 1) the applicant must demonstrate a definite need to forgo the annual STAR process; 2) the loan must be recommended for funding by the STAR Board; and 3) the project be approved by the Mayor and City Council. Any remaining balance in this fund may be allocated by the Mayor and City Council as part of the annual STAR cycle.
 - Funds must be spent on physical improvements with a life expectancy of at least 7 years.
- Eligible applicants include any public, private, or non-profit entity located in or doing business in Saint Paul.
 - Proposals developed with neighborhood involvement and support are favored.
 - Program allocation goals: 60 percent for loans, 40 percent for grants.
 - Small grants: a number of small grants (awards of \$5,000-\$20,000) will be awarded on a competitive basis.
 - The Neighborhood STAR Board, consisting of 15 members appointed by the Mayor and approved by the City Council, makes funding recommendations to the Mayor and City Council. The composition of the Board is intended to provide geographic balance within the City and incorporates certain areas of expertise:
 - 2 members of the financial community active in neighborhood lending
 - 2 community development representatives
 - 2 neighborhood business representatives
 - 3 district council representatives, one representing neighborhood businesses
 - 2 at-large members, one representing labor
 - 1 citywide for-profit developer
 - 1 foundation representative
 - 1 Planning Commission representative
 - 1 Capital Improvement Budget Committee representative



Stepping Stone Theatre

Cultural Sales Tax Revitalization (STAR) Program

Key Features:

The Cultural (STAR) Program awards grants and loans for physical improvement projects and operating grants and loans within the cultural district of downtown Saint Paul.

Key features include:

- Program funding: 10 percent of the proceeds of the City's half-cent sales tax.
- Funds are awarded annually through a competitive application process.
- Grant or loan proposals must be for a minimum of \$10,000.



- Loans and grants for capital projects must be matched on at least a 1:1 basis with other resources (see specific requirements for loans and grants in the program guidelines). Starting in 1998, operational grants no longer require a match, but are limited to 25 percent of the average annual budget for the last three years up to a maximum of \$50,000.

- Eligible applicants include any public, private, or non-profit entity located in or doing business in Saint Paul.

- Program allocation goals: a minimum of 25 percent in loans, a maximum of 75 percent in grants. In addition, a minimum of 80 percent of funds are to be directed to cultural organizations, libraries, and/or museums within the Cultural District (this requirement is pending final City Council approval).

- 1998 program priorities:

Projects and programs that help strengthen cultural organizations within the Cultural District.

Projects that meet identified cultural customer and visitor needs, such as additional parking, restaurants, and signage for cultural organizations.

Projects that are supported by planning efforts, such as the *Saint Paul on the Mississippi Development Framework*.

- Funding recommendations are made to the Mayor and City Council by the nine member Saint Paul Cultural District Board, of which five of the nine members are appointed by the Mayor and approved by the City Council. The remaining four members are nominated and selected by the Saint Paul cultural community. The composition of the Cultural STAR Board reflects a cross-section of cultural organizations and citywide expertise:

- 2 representatives of cultural organizations with annual budgets over \$1 million

- 2 representatives of cultural organizations with annual budgets between \$500,000 and \$1 million

- 1 representative of a cultural organization with a budget under \$500,000

- 1 philanthropic organization representative

- 1 business community representative

- 2 at-large members, representing Saint Paul neighborhoods

Skyline Towers Playground Project



Application and Selection Process

Neighborhood STAR & Cultural STAR

Funds are awarded annually through a competitive application process. Each applicant is assigned a contact person in PED who will answer questions and review an application upon request.

After reviewing applications, reading staff reports, viewing sites, and interviewing applicants, the Neighborhood STAR Board makes funding recommendations on the neighborhood proposals and the Saint Paul Cultural District Board makes funding recommendations on the cultural proposals. Recommendations are then forwarded to the Mayor and the City Council which selects the projects that will be funded.

Sales Tax Collections

Neighborhood STAR

As of June 30, 1998, approximately \$17 million had been collected through the half-cent sales tax for the neighborhood portion of the STAR program since collections began in August 1993. The Neighborhood STAR Program portion of the sales tax revenue is expected to be approximately \$4.6 million for the 1999 cycle not including investment interest and loan repayments.

Cultural STAR

As of June 30, 1998, approximately \$4 million had been collected through the half-cent sales tax for the Cultural portion of the STAR program since collections began in August 1993. The Cultural STAR Program portion of the sales tax revenue is expected to be approximately \$1 million for the 1999 cycle, not including investment interest and loan repayments.



Awards

Neighborhood STAR and Cultural STAR

In 1995, there were 98 final applications, of which 47 received nearly \$4.4 million in STAR funds. In 1996, there were 83 final applications, of which 44 received over \$5.1 million. In 1997, there were 55 final applications, of which 42 received nearly \$5.5 million. And in 1998, there were 38 applications, of which 30 received over \$6.1 million. Total applications, awards, and funding amounts by program component are:

Neighborhood Large Loans & Grants			
	Total Final Applications	Total Awards	Total Funds Awarded
1995	50	22	\$3,696,448
1996	47	20	4,064,055
1997	32	21	6,195,723
1998	32	30	3,928,223
Total	167	93	\$18,367,226

Neighborhood Small Grants			
	Total Final Applications	Total Awards	Total Funds Awarded
1995	29	14	\$1,525,414
1996	21	13	1,835,744
1997	13	12	2,275,660
1998	28	20	3,304,220
Total	84	59	\$9,166,348

Cultural Loans & Grants			
	Total Final Applications	Total Awards	Total Funds Awarded
1995	26	11	\$504,000
1996	15	11	778,200
1997	10	0	0
1998	26	16	2,200,000
Total	77	47	\$2,599,182

Accomplishments

Neighborhood STAR

Currently the program has completed its fourth funding cycle, and award recipients are in the process of signing contracts with the City. Although

the program is relatively new and most of the larger projects and programs still have active contracts, there are quantifiable results from the first four cycles. An examination of the Neighborhood STAR Program to date including the 1998 cycle shows:

- 39 commercial/industrial projects funded
- 31 residential purchase/improvement programs funded
- 27 education and community centers funded
- 10 streetscape improvement funded

Cultural STAR

Currently the program has completed its fourth funding cycle, and award recipients are in the process of signing contracts with the City. Although the program is relatively new and most of the larger projects and programs still have active contracts, there are quantifiable results from the first three cycles. An examination of the Cultural STAR Program to date including the 1998 cycle, shows:

- 25 cultural organizations' facilities improved
- 9 cultural organizations strengthened via marketing initiatives and new exhibits or events
- 8 commercial projects or enhancements for cultural district visitors funded
- 8 streetscapes are more inviting and accessible
- 4 public art projects funded

Outside Investment and Job Creation

Neighborhood STAR

The \$6.1 million awarded in large 1998 Neighborhood loans and grants will generate an additional \$18.3 million in outside investment and create an estimated 50 temporary construction jobs and 242 full-time equivalent jobs.

Cultural STAR

For the first time, the Cultural STAR program allowed requests for operational grants, and did not require matching funds for these grants. The program, nevertheless, will generate outside investment in the Cultural District. In 1998, \$526,000 of Cultural STAR funds were awarded during the cycle and are expected to help generate a matching investment of over \$326,000.



Loan Program

Neighborhood STAR

The loan component is the heart of the Neighborhood STAR Program. Loans are made to projects/programs that cannot qualify for traditional bank financing, but would result in desirable neighborhood improvements. Sixty percent of Neighborhood STAR funds are awarded as loans. Loan repayments allow the program to grow so the City can invest in even more neighborhood projects in future years.

The program started reaping the benefits of loan repayments in 1998. As of June 30, 1998, \$621,136 has been repaid. By 2007, loan repayments are projected to be approximately \$4.3 million. Add this to projected sales tax receipts of \$6.4 million, and about \$10.7 million will be available for neighborhood investment in 2007.

Cultural STAR


Loans are an important component of the STAR program, and the Cultural STAR Board actively encourages loan requests. In 1998, for the first time the Board considered funding non-capital projects. Operations funding is most logically funded through grants, rather than loans. For operational grants, the Board seeks projects that have a discrete beginning and ending — avoiding funding ongoing operations. Applicants need to show that STAR investments will result in a larger patron base and/or more stable funding base. Annual assessments of all grantees seek to clarify progress on building patron base and/or building funding base.

Loan Portfolio

Neighborhood STAR

STAR loan applicants are allowed to propose an interest rate and term for their loan. Loan applications are analyzed by the PED staff Credit Committee, which recommends conditions of loan approval, changes in the interest rate or terms if appropriate, and assigns a risk rating (chance of repayment) for each loan.

The STAR Program has a goal of no more than a 20 percent loan loss for the program and an overall rate



Salvation Army Community Center

of return of 5 percent. In analyzing the loan portfolios for the first three cycles, using the risk ratings given each loan by the PED Credit Committee, the predicted loss for first cycle (1995) loans was 27 percent; the predicted loss for second cycle (1996) loans was 25 percent; the predicted loss for the third cycle was 31 percent, and the predicted loss for the fourth cycle is 20 percent. The average interest rate for first cycle loans is 2.9 percent; the average interest rate for second cycle loans is 3.8 percent; the average interest rate for the third cycle is 5 percent; and the average interest rate for the fourth cycle is 4.7 percent. There is not yet enough data to determine whether the assigned risk ratings will be accurate.

Contract Process

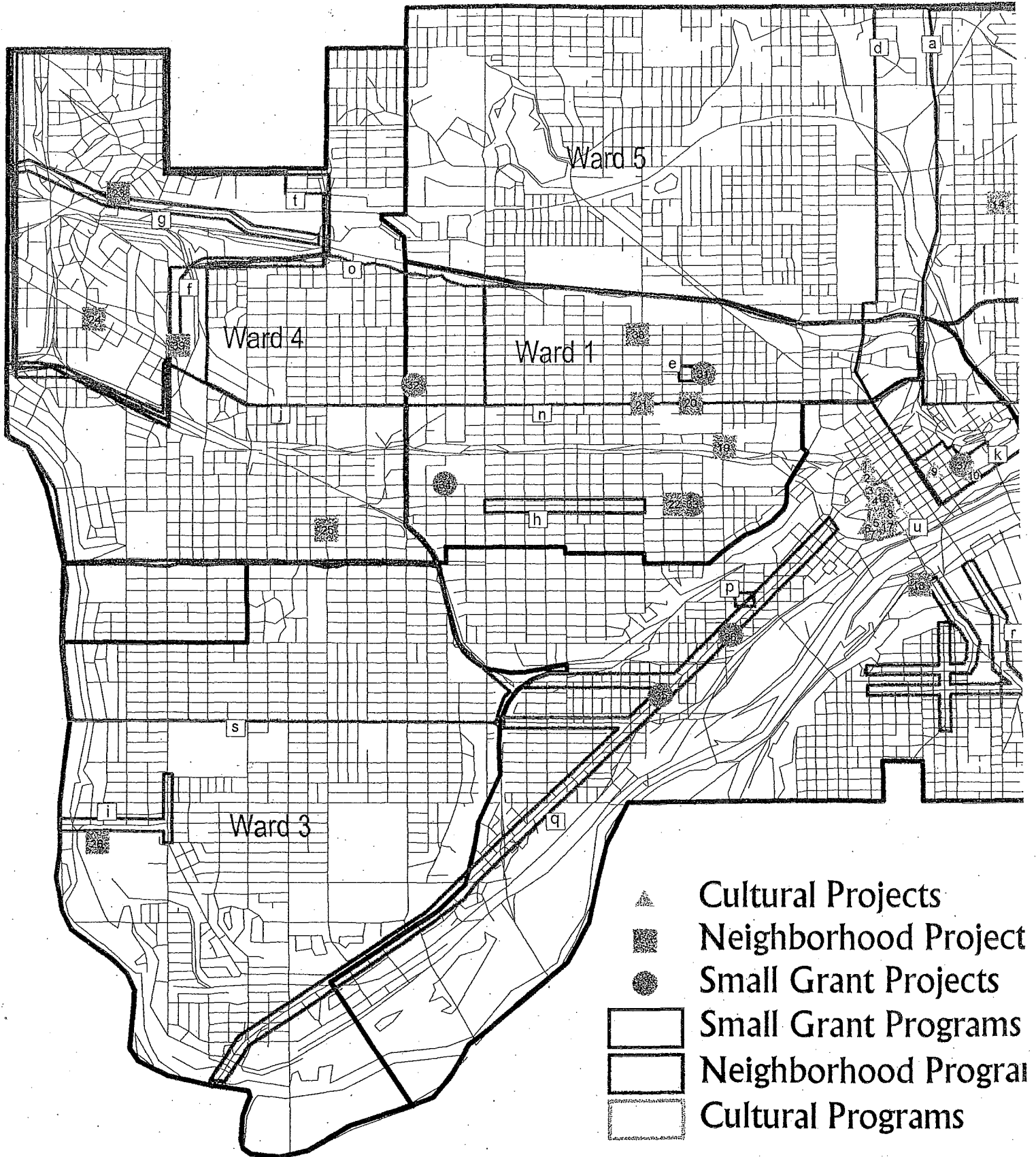
Neighborhood STAR and Cultural STAR

Entities that receive a STAR award must enter into a contract with the City. The contract specifies exactly what will be accomplished with the STAR funds, including a detailed budget for both STAR funds and leveraged outside investment. If a contract is not signed within six months of City Council approval of funding, STAR funds are reallocated in the next funding cycle. This helps ensure that STAR funds are invested in projects that are ready to be completed, rather than tying them up for several years. Typically, projects/programs must be completed within two years. STAR funds are released on a reimbursement basis upon presentation of appropriate receipts, invoices, or other documentation showing the work has been done.



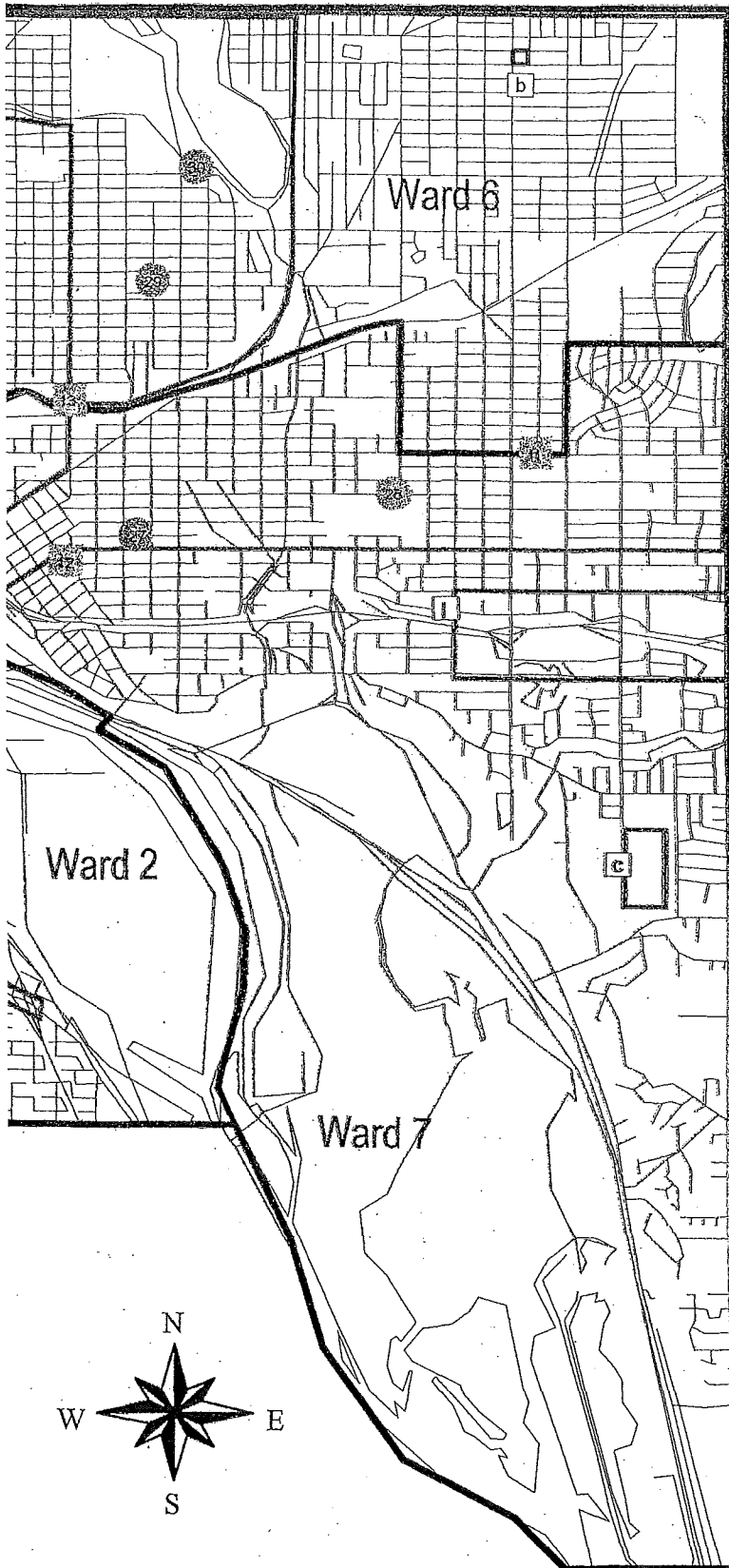
1998 STAR Projects and Programs

Geographic Distribution of Awards



1998 STAR PROJECTS

- 1 ♦ Africa: One Continent; Many Worlds
- 1 ♦ Audience Development Partnership
- 1 ♦ Public Art Affairs at the Science Museum
- 2 Black Nativity
- 3 SNOW BALL! & Holiday Lights
- 4 Park Square Theatre Remodeling
- 5 ♦ Landmark Center New Music Series
- 5 ♦ Museum Visibility & Promotion Project
- 5 ♦ Bosse Photo Exhibit Enhancements
- 5 ♦ A Season of Plays for Children & Families
- 6 Telefunding Program
- 7 Minnesota Author Series
- 8 Capital Centre Plaza Landmark Sculpture
- 9 CAAM Managing Directorship
- 10 Arts Resource Center
- 11 Hazel Park Congregational Elevator
- 12 Dayton's Bluff Community Theater
- 13 Home Essence Factory Improvements
- 14 Community of Peace Academy School Renovations
- 15 ■ ♦ Playground Construction and Facility Renovation
- 15 ♦ Merrick Community Center Renovation
- 16 Applebaum's Downtown River Market
- 17 Relocation/Expansion for Dr. Peter Cannon
- 18 Harriet Island/West Side Gateway Connection
- 19 Salvation Army Ober Community Center
- 20 Capital Market Parking Ramp Expansion
- 21 University & Dale: Global Marketplace
- 22 Carlsen & Frank Architects Office Building
- 23 Island Supply Renovation
- 24 Specialty Parking
- 25 The Dancers Studio/Star Ballroom
- 26 UAW-Ford-MinSCU Beautification Project
- 27 Art In the Alley
- 28 ■ Playground Construction and Facility Renovation
- 29 Phalen Playground Project
- 30 Phalen Poetry Park
- 31 Jackson Playground Project
- 32 Galtier School Playground
- 33 470 Selby Facade Improvement
- 34 Danwing Beautification
- 35 Brewery Breakthrough Commercial Improvements
- 36 365 Michigan Street Restoration
- 37 Market Improvements
- 38 Frogtown Action Alliance Renovation
- 39 Minatoc Systems Relocation



1998 STAR PROGRAMS

- a East Side Pride Home Improvement Fund
- b White Bear Avenue Streetscape: Hwy/Iowa
- c Battle Creek Regional Park Lighting Project
- d Green Saint Paul
- e Edmund Exterior Fix-Up Fund
- f SAPBA: Commercial Property Improvement Program
- g Energy Park Greenway Project
- h Grants for Selby
- i Highland Village Improvements III
- j Pride in Neighborhood Housing
- k Cyber Village Grant Program
- l Suburban/I-94 Commercial Area
- m Main Street: Housing Incentive Program
- n FAA Revolving Loan Program
- o Hamline Midway Area Exterior Face Lift
- p Goodrich Avenue Townhomes
- q W. Seventh Commercial Revitalization II
- r Riverview Commercial Improvement Grant
- s ♦ Mac.-Groveland Lead Service Replacement
- s ♦ Mac.-Groveland Fix-up Fund
- t St. Anthony Park Housing Revitalization Fund
- u A Capital New Year

CITYWIDE PROGRAM

Eastern Heights Bank Helping Hands

- ♦ = Multiple projects at same location
- = Project located at 2 locations

1998 Neighborhood Star Projects

Neighborhood STAR Board Project Recommendations

In March, 1998 the Neighborhood STAR Board made small grant funding recommendations to the City Council and in September, 1998 they made large loan/grant funding recommendations. Of the large loan/grant recommendations, 48 percent or 14 projects were economic development related, 24 percent or seven projects were housing related, and 28 percent or 8 were community facilities related.

Neighborhood STAR Project Awards

In April, 1998 the City Council approved 20 small grant project awards and in October, 1998 they approved 30 large loan/grant project awards. Following is a list of 1998 projects that received City Council approval:

Neighborhood STAR Small Grant Projects

PROJ#	PROJECT	APPLICANT	WARD	GRANT
98.001	East Side Pride Home Improvement Fund	East Side Neighborhood Dev. Co.	6	\$ 20,000
98.003	Art in the Alley	Portage for Youth	7	14,550
98.006	White Bear Ave. Streetscape: Hoyt/Iowa	NENDC/White Bear Ave. Business Assoc.	6	20,000
98.007	Phalen Poetry Park	East Side Arts Council	6	5,000
98.008	Battle Creek Reg. Park Lighting Project	Dist. 1 Comm. Coun./Indep. School Dist. #625	7	20,000
98.009	Phalen Playground Project	Phalen Lake Elem./Indep. School Dist. #625	6	15,000
98.010	Facility Renovation	Merrick Community Services	6	16,731
98.011	Green Saint Paul	St. Paul Neighborhood Energy Consortium	5,6,7	7,875
98.012	Edmund Exterior Fix-up Fund	Greater Frogtown CDC	1	20,000
98.014	SAPBA: Comm. Property Improvement Program	St. Anthony Park Business Assoc.	4	20,000
98.018	Galtier School Playground	Indep. School Dist. #625	1	20,000
98.019	Jackson Playground Project	Parents Participating at Jackson	1	18,500
98.021	Energy Park Greenway Project	St. Anthony Park Business Assoc.	4	17,500
98.022	Grants for Selby	Selby Area CDC	1	20,000
98.023	470 Selby Facade Improvement	Saint Paul Curling Club	1	20,000
98.024	365 Michigan Street Restoration	Uppertown Preservation League	2	20,000
98.025	Highland Village Improvements III	Highland Area Community Council	3	20,000
98.026	Brewery Breakthrough Commercial Improvements	West 7th/Fort Road Federation	2	20,000
98.027	Dunning Beautification	Dunning Boosters	1	5,064
98.028	Market Improvements	St. Paul Grower's Association	2	10,000
TOTAL:				\$330,220



Neighborhood STAR Large Loan/Grant Projects

PROJ#	PROJECT	APPLICANT	WARD	GRANT	LOAN	TERMS
98.101	Inland Supply Renovation	Wellington Management, Inc.	4		\$175,000	6.5%\30 yrs.
98.102	Hazel Park Congregational Elevator	Hazel Park Congregational Church	6		125,000	5.0%\10 yrs.
98.103	Home Essence Factory Improvement	Home Essence Inc.	6		50,000	5.0%\5 yrs.
98.104	Charter School Renovations	Community of Peace Academy	6		700,000	5.0%\15 yrs.
98.106	Miratec Systems, Inc.	Miratec Systems, Inc.	7		197,500	6.5%\10 yrs.
98.110	Parking Ramp Expansion	Capital Market	1	\$30,000	35,000	5.0%\5 yrs.
98.111	Helping Hands	Eastern Heights Bank	CW	25,000		
98.112	UAW-Ford-MnSCU Beautification Project	Ford Motor Company	3	198,500		
98.113	Pride in Neighborhood Housing	Merriam Park Comm. Council	4	150,000		
98.114	Applebaum's Downtown River Market	JAJB Inc.	2	235,000		
98.115	Cyber Village Grant Program	Lowertown Redevelopment Corp.	2	150,000		
98.116	Suburban/I-94 Commercial Area	Dist. 1 Community Council	7	100,000		
98.118	Carlsen & Frank Architects Office Building	Carlsen & Frank Architects	1	45,000	89,000	6.5%\10 yrs.
98.121	FAA Revolving Loan Program	Frogtown Action Alliance	1		100,000	5.0%\10 yrs.
98.122	STAR Exterior Face Lift	Hamline Midway Area Rehab. Corp	1,4	120,000	250,000	5.0%\10 yrs.
98.123	University & Dale: Global Marketplace	Western Initiative for Nbhd. Dev.	1	200,000	800,000	4.0%\20 yrs.
98.124	Salvation Army Ober Community Center	Salvation Army of St. Paul	1	100,000		
98.125	Goodrich Avenue Townhomes	Goodrich Project Ltd. Partnership	2	65,000		
98.126	Dental Office Relocation/Expansion	Dr. Peter Cannon DDS PA	2		65,775	6.5%\10 yrs.
98.128	W. Seventh Commercial Revitalization II	West End Business Revitalization	2	50,000	150,000	3.0%\10 yrs.
98.129	Harriet Island/West Side Gateway Connection	West Side Citizens Organization	2	135,000		
98.130	Riverview Commercial Improvement Grant	Riverview Economic Develop. Assn.	3	85,000		
98.132	The Dancers Studio/Star Ballroom	Dancers Studio Inc.	4	25,000	250,000	5.0%\15 yrs.
98.133	Lead Service Replacement	Mac.-Groveland Comm. Council	3,4	100,000		
98.134	Low and Moderate Income Fix-up Fund	Mac.-Groveland Comm. Council	3,4	75,000	125,000	Loan Guar.
98.135	Specialty Parking	2356 University Ave. Ltd. Partnership	4	82,000	365,000	5.0%\8 yrs.
98.138	Housing Revitalization Fund	St. Anthony Park Community Council	4	60,000	300,000	5.0%\10 yrs.
98.141	Main Street: Housing Incentive Program	East Side Neighborhood Dev. Corp.	6	100,000		
98.143	Dayton's Bluff Community Theater	District 4 Community Council	7	181,725		
98.144	Community Center Renovation	Merrick Community Services	6	36,223		
TOTAL:					\$2,348,448	\$3,777,275

Pending Council Approval:

98.105	FAA Parking Lot Expansion/Renovation	Frogtown Action Alliance	1		99,000	6.0%\9 yrs.
--------	--------------------------------------	--------------------------	---	--	--------	-------------



1998 Cultural Star Program

Saint Paul Cultural District Board Project Recommendations

On September 16, 1998 the Cultural Board made funding recommendations to the City Council. Of these, ten percent or two projects were streetscape improvements, ten percent or two projects were capital improvements, 21 percent or 4 were special exhibits/events, 32 percent or six projects were marketing initiatives, 11 percent or two projects were minor capital improvements, and 16 percent or 3 projects were for operating expenses/public art.

Cultural STAR Project Awards

On October 28, 1998 the City Council approved 19 projects.

Cultural STAR Funded Projects


IN CYCLE 4: PROJECT#	PROJECT	APPLICANT	DIST	GRANT	FUNDING REQUEST
20.98.502	Bosse Photo Exhibit Enhancements	Ramsey County Historical Society	In	\$10,000	Capital
20.98.504	Capital Centre Plaza Sculpture	Public Art St. Paul	In	75,000	Capital
20.98.505	Remodeling: Lobby & Box Office	Park Square Theatre	In	83,000	Capital
20.98.509	Audience Development Partnership	History Theatre, Inc.	In	25,000	Operating
20.98.510	Museum Visibility & Promotion Project	MN Museum of American Art	In	38,450	Operating
20.98.511	Managing Directorship	Chinese American Dance Theater (CAAM)	In/Out	10,000	Operating
20.98.514	Black Nativity	Penumbra Theatre Company, Inc.	In/Out	50,000	Operating
20.98.515	Minnesota Author Series	Friends of the St. Paul Public Library	In	20,000	Operating
20.98.518	Landmark Center New Music Series	American Composers Forum	In	20,000	Operating
20.98.520	Telefunding Program	Ordway Music Theatre	In	21,250	Operating
20.98.521	Arts Resource Center	Resources & Counseling for the Arts	Out	20,000	Operating
20.98.522	A Capital New Year	Culture Incorporated	In	23,300	Operating
20.98.524	SNOW BALL! & Holiday Lights	Minnesota Children's Museum	In	50,000	Operating
20.98.525	Africa: One Continent, Many Worlds	Science Museum of Minnesota	In	50,000	Operating
20.98.526	Season of Plays for Children & Families	Stepping Stone Theatre	In	10,000	Operating
20.98.527	Public Art Affairs at the Science Museum	FORECAST & Counseling for the Arts	In	20,000	Operating
			Total	\$526,000	

Out of Cycle 4:

PROJECT#	PROJECT	APPLICANT	DIST	GRANT	LOAN	FUNDING REQUEST
20.98.500	Science Museum of Minnesota Project	St. Paul Planning & Economic Development	In	\$336,746		Capital
20.98.501	Lawson Loan (Retail Improvements)	St. Paul Planning & Economic Development	In		\$300,000	Capital
20.98.504	Capital Centre Plaza (Osborn Plaza)	Ecolab, Inc./Parks and Rec./PED	In	27,256		Capital

Total \$364,002 + \$300,000 = (\$664,002)
1998 Total: \$1,119,002





Jewish Community Center

General Information

For additional copies of the 1998 Sales Tax Revitalization (STAR) Program or information about the 1999 funding cycle, please call 266- STAR(7827).

Credits

City of Saint Paul
Mayor Norm Coleman

City Council President Dan Bostrom
Councilmember Jay Benanav
Councilmember Jerry Blakey
Councilmember Chris Coleman
Councilmember Michael Harris
Councilmember Kathy Lantry
Councilmember Jim Reiter

Department of Planning &
Economic Development (PED)
Pamela Wheelock, Director
Carole Otto, Central Team Leader

Neighborhood STAR Program Coordinators
Bob Hammer, Jill Hughes, Michele Swanson

Cultural STAR Program Coordinators
Allen Lovejoy, Martha Faust, Michele Swanson

1998 Neighborhood STAR Board

John Loban, Chair	Dr. Bruce Corrie
Marjorie Ebensteiner	John Fahey
Stephen Gordon	Michelle Ketcham
Russell Miller	John Margot
Thomas Olesak	Charles Senkler
Kathleen Sundberg	Kou Vang
Michelle Vojacek	Ron Whitcomb

1998 Cultural STAR Board

Lois West Duffy, Chair	
Brent Assink	Frank Marzitelli
Brian Braden	Ronald W. Pauline
Richard Cook	Sam Verdeja
Sarah Lutman	Kathleen Wilson



The City of Saint Paul does not discriminate on the basis of disability, race, sex, sexual or affectional orientation, age, color, creed, national origin or ancestry, marital status, religion, veteran status, or status with regard to public assistance in the admission or access to, or treatment or employment in, its programs of activities.

