




3 0307 00017 0020



MINNESOTA OFFICE OF THE STATE AUDITOR

REPORT OF THE STATE AUDITOR
ON FEDERALLY ASSISTED PROGRAMS
OF SUBRECIPIENTS OF THE
STATE OF MINNESOTA

FOR THE YEAR ENDED JUNE 30, 1997



JUDITH H. DUTCHER
STATE AUDITOR

HJ
11
.M62b
1997

The Office of the State Auditor is a Constitutional Office which serves as a watchdog for Minnesota taxpayers and helps to assure integrity, accountability, and cost-effectiveness in government throughout the state.

Through financial, compliance, and special audits, the Office of the State Auditor helps to assure that local governments hold themselves to the highest standards of integrity. The Office works actively with local government officials to find more efficient and cost effective ways to spend tax dollars.

The Office performs approximately 200 audits per year. The State Auditor has oversight responsibilities for 4,300 local units of governments throughout the state. The local units of government include:

- 1796 townships
- 853 cities
- 481 educational districts
- 87 counties
- 719 police and fire relief association funds
- 142 housing and redevelopment authorities
- 22 port authorities
- 91 soil and water conservation districts
- 150 (approximate) special districts

Through its reports and research, the Office helps local governments find new ways to provide essential services more economically and efficiently, in order that they may respond to growing needs with limited financial resources.

The State Auditor serves on the State Executive Council, State Board of Investment, Land Exchange Board, Public Employee's Retirement Association Board, Minnesota Housing Finance Agency, Rural Finance Administration Board, and Board of Government Innovation and Cooperation.

RECEIVED

MAY 26 1998

LEGISLATIVE REFERENCE LIBRARY
STATE OFFICE BUILDING
ST. PAUL, MN 55155

**REPORT OF THE STATE AUDITOR
ON
FEDERALLY ASSISTED PROGRAMS
OF
SUBRECIPIENTS OF THE STATE OF MINNESOTA
FOR THE YEAR ENDED JUNE 30, 1997**

PREPARED THROUGH A COOPERATIVE AGREEMENT BETWEEN:

Office of the State Auditor

Judith H. Dutcher
State Auditor

Department of Finance

Wayne Simoneau
Commissioner

Office of the Legislative Auditor

James R. Nobles
Legislative Auditor

U.S. Department of Agriculture

Edward Krivus
Regional Inspector
General for Audit

STATE OF MINNESOTA
OFFICE OF THE STATE AUDITOR
STATEWIDE SINGLE AUDIT
TABLE OF CONTENTS
FOR THE YEAR ENDED JUNE 30, 1997

	Page
INTRODUCTION	i
EXHIBIT 1	
Questioned Costs	1
EXHIBIT 2	
Summary of Federal Grant Revenue by CFDA Number	5
EXHIBIT 3	
Summary of Federal Grant Revenue by Entity	15
EXHIBIT 4	
Summary of Federal Grant Revenue by Administering Agency	37
Summary	38
Detail	
ASFCE Council 6	47
Aitkin County	47
American College of Radiology	47
American Health Foundation	47
American Red Cross	47
Anoka County	47
Arowhead Regional Development Commission	48
Becker County	48
Bemidji Interdistrict Council	48
Benton-Stearns Education District	48
Block Nurse Program, Inc	49
Boise Forte Reservation Business Committee	49
Brown County	49
Brown-Nicollet Community Health Service	49
Carlton-Cook-Lake-St. Louis Counties Health Board	49
Carlton County	50
Cass County	50
Central Lakes Education District	50
Central Minnesota Council on Aging	51

STATE OF MINNESOTA
OFFICE OF THE STATE AUDITOR
STATEWIDE SINGLE AUDIT
TABLE OF CONTENTS
FOR THE YEAR ENDED JUNE 30, 1997

	Page
EXHIBIT 4 (Continued)	
Cities	
Andover	51
Anoka	51
Bethel	51
Blaine	51
Columbia Heights	51
Coon Rapids	52
East Bethel	52
Fridley	52
Ham Lake	52
Hilltop	52
Lino Lakes	52
Minneapolis	53
Montrose	53
Oak Grove	54
Ramsey	54
Rochester	54
Spring Lake Park	54
St Louis Park	54
St Paul	54
Cook County	55
Dakota County Housing and Redevelopment Authority	55
Des Monies River Valley Education District	55
East Central Regional Development Commission	55
Electronic Industries Foundation	56
Faribault-Martin Human Service Board	56
Faribault County Housing and Redevelopment Authority	56
Federation for Children with Special Needs	56
Fond Du Lac Housing Authority	56
Fond Du Lac Reservation	56
Great Lakes Indian Fish and Water Commission	56
Greater Minneapolis Council of Churches	57
Greater St Paul Retired and Senior Volunteer Program	57
Headwaters Regional Development Commission	57
Hennepin County	57

STATE OF MINNESOTA
OFFICE OF THE STATE AUDITOR
STATEWIDE SINGLE AUDIT
TABLE OF CONTENTS
FOR THE YEAR ENDED JUNE 30, 1997

	Page
EXHIBIT 4 (Continued)	
Hennepin-Scott-Carver Service Delivery Area 9	58
Indian Health Service	58
Intermediate School District 287	58
Intermediate School District 917	59
Independent School Districts	
0014 Fridley	59
0129 Montevideo	59
0152 Moorhead	59
0564 Thief River Falls	59
0595 East Grand Forks	59
0621 Mounds View	60
0625 St Paul	60
0706 Virginia	60
0742 St Cloud	60
0911 Cambridge	61
Itasca County	61
Kanabec Pine Community Health Service	61
Kandiyohi County	61
Kandiyohi County Housing and Redevelopment Authority	62
Koochiching County	62
Lac Qui Parle County	62
Lake County	62
Lakes and Pines Community Action Council	62
Le Sueur County Housing and Redevelopment Authority	62
Le Sueur County	63
Leaf River Education District	63
McLeod County	63
McLeod County Housing and Redevelopment Authority	63
Meeker County Housing and Redevelopment Authority	63
Meeker-Wright Special Education Cooperative	63
Metropolitan Council	63
Metropolitan Library Service Agency	64
Mid State Community Health Service	64

STATE OF MINNESOTA
OFFICE OF THE STATE AUDITOR
STATEWIDE SINGLE AUDIT
TABLE OF CONTENTS
FOR THE YEAR ENDED JUNE 30, 1997

	Page
EXHIBIT 4 (Continued)	
Mid State Education District	64
Mid-Minnesota Development Commission	64
Minnesota State Departments or Agencies	
Council on Vocational Technical Education	65
Department of Administration	65
Department of Children, Families and Learning	65
Department of Corrections	112
Department of Economic Security	115
Department of Finance	123
Department of Health	124
Department of Human Services	134
Department of Natural Resources	163
Department of Public Safety	164
Department of Public Service	175
Department of Trade and Economic Development	176
Department of Transportation	180
Department of Water and Soil Resources	184
Higher Education Coordinating Board	185
Historical Society	185
Housing Finance Agency	185
Pollution Control Agency	185
Public Facilities Authority	186
State Arts Board	186
State Colleges and Universities	186
Minnesota Center for the Arts	186
Minnesota Chippewa Tribe	187
Minnesota Housing Partnership	187
Minnesota River Valley Education District	187
Minnesota River Valley Special Education Cooperative	187
Minnesota State Board of Vocational Technical Institutions	188
Minnesota Valley Cooperative	188

STATE OF MINNESOTA
OFFICE OF THE STATE AUDITOR
STATEWIDE SINGLE AUDIT
TABLE OF CONTENTS
FOR THE YEAR ENDED JUNE 30, 1997


	Page
EXHIBIT 4 (Continued)	
Northeast Metropolitan Interdistrict 916	188
Northeast Minnesota Office of Job Training	188
Nicollet County	188
North Country Community Health Service	189
North Country Vocational Center	189
North Dakota-Department of Education	189
North Dakota-Department of Human Services	189
Northwest Private Industry Council	190
Northwest Regional Development Commission	190
Pine to Prairie Vocational Center	190
Planned Parenthood of Minnesota	191
Private Industry Council Five	191
Quin County Community Health Service	191
Ramsey County	191
Red Lake County	192
Region Five Development Commission	192
Region Nine Development Commission	193
Region VIII North Welfare Board	193
Renville County	193
Renville County Housing and Redevelopment	193
River Bend Education District	193
River Bend Special Education Cooperative	194
Southeast Minnesota Area Agency on Aging	194
Sibley County	194
South Central Service Cooperative	194
SSSUO Foundation	194
St Louis County	195
St Paul Rehabilitation Center	195
Stearns County	195
Southwest and West Central Service Cooperative	195
Southwest Minnesota Housing Partnership	196
Southwest Regional Development Commission	196
Town of Burns	197
Town of Columbus	197
Town of Linwood	197
Tri-Valley Opportunity Council Inc	197

STATE OF MINNESOTA
OFFICE OF THE STATE AUDITOR
STATEWIDE SINGLE AUDIT
TABLE OF CONTENTS
FOR THE YEAR ENDED JUNE 30, 1997

	Page
EXHIBIT 4 (Continued)	
United States Departments or Agencies	
Corporation for National and Community Service	197
Department of Agriculture	198
Department of Commerce	201
Department of Education	202
Department of Energy	207
Department of Health and Human Services	208
Department of Housing and Urban Development	211
Department of Interior	215
Department of Justice	216
Department of Labor	222
Department of Transportation	222
Environmental Protection Agency	223
Equal Employment Opportunity Commission	224
Federal Emergency Management Agency	224
National Foundation of Arts and Humanities	225
National Science Foundation	225
Nuclear Regulatory Commission	226
Small Business Administration	226
United States Catholic Conference	226
United Way of America	226
United Way-Minneapolis	227
University of Kentucky	227
University of Michigan State	227
University of Minnesota	227
University of Pittsburgh	228
University of Wisconsin	228
Upper Minnesota Valley Regional Development Commission	228
Waseca County	229
Watonwan County	229
West Central Area Agency on Aging	229
West Central Education District	230
Wright County	230

STATE OF MINNESOTA
OFFICE OF THE STATE AUDITOR
STATEWIDE SINGLE AUDIT
TABLE OF CONTENTS
FOR THE YEAR ENDED JUNE 30, 1997

	Page
EXHIBIT 5	
Summary of Nonfederal Crosscutting Findings	231
Cities	232
Counties	237
Libraries	244
Nonprofit Agencies	245
Other Governmental Agencies	246
Regional Development Commissions	247
Schools and Related Agencies	247
Tribal Governments	258
EXHIBIT 6	
Summary of Federal Crosscutting Findings	259
Cities	260
Counties	263
Libraries	265
Nonprofit Agencies	265
Schools and Related Agencies	267
Tribal Governments	273



STATE OF MINNESOTA
OFFICE OF THE STATE AUDITOR

SUITE 400
525 PARK STREET
SAINT PAUL 55103

JUDITH H. DUTCHER
STATE AUDITOR

(612) 296-2551 (Voice)
(612) 297-5353 (TDD)

February 27, 1998

Mr. Wayne Simoneau, Commissioner
Department of Finance
400 Centennial Office Building
658 Cedar Street
St. Paul, . Minnesota 55155

Mr. James R. Nobles, Legislative Auditor
Office of the Legislative Auditor
Centennial Office Building, First Floor
658 Cedar Street
St. Paul, Minnesota 55155

Mr. Edward Krivus
Regional Inspector General for Audit
U.S. Department of Agriculture
111 North Canal Street
Suite 1130
Chicago, Illinois 60606

Our report of Federally Assisted Programs of Subrecipients of the State of Minnesota for the year ended June 30, 1997, is submitted herewith.

General

The State of Minnesota, as a recipient of federal funds, is responsible for assuring that its subrecipients of federal funds have audits in accordance with the Single Audit Act of 1984 and the Office of Management and Budget's (OMB) Circulars A-128 or A-133.

This report on "Federally Assisted Programs of Subrecipients of the State of Minnesota" for the fiscal year ended June 30, 1997, is prepared to demonstrate the State of Minnesota's compliance with the requirement for audit of federal funds granted to its subrecipients.



General (Continued)

This report represents a compilation of financial and compliance information pertaining to federal grants. The data has been obtained from audited financial statements of subrecipients that were submitted to this office. Subrecipients covered in this report include cities, counties, libraries, nonprofit agencies, regional development commissions, school districts and related agencies, tribal governments, and other local units of government in Minnesota.

Memorandum of Understanding

In April 1983, a Memorandum of Understanding (Memorandum) was signed that documented the arrangement for conducting a single audit of federal funds awarded directly to the State of Minnesota and expended either by the State or an authorized subrecipient. This Memorandum remains in effect for the current-year single audit report of the State of Minnesota.

The Memorandum outlines the broad issues agreed to, as well as the specific responsibilities of each party. The parties participating in the Memorandum and their duties are:

- The Minnesota Department of Finance serves as the lead state agency, representing all Minnesota state agencies receiving federal funds, and coordinates single audit requirements;
- The Minnesota Office of the Legislative Auditor performs the statewide single audit and prepares the audit report at the state level;
- The U.S. Department of Agriculture, Office of the Inspector General serves as the lead cognizant audit agency, representing all federal agencies awarding funds to the State of Minnesota, and serves as liaison with the other parties participating in the Memorandum and federal agencies.
- The Minnesota Office of the State Auditor monitors subrecipient audits by reviewing audit reports for timeliness and compliance with federal reporting standards. Subrecipient audit reports are considered acceptable when they include the reporting elements required by *Government Auditing Standards*, issued by the Comptroller General of the United States; by the American Institute of Certified Public Accountants; by the Single Audit Act of 1984; and by OMB Circulars A-128 or A-133. The Office prepares this summary report, which includes federal grant revenues received by subrecipients, along with their auditor's questioned costs and noncompliance findings. This summary report is provided to the other parties of the Memorandum.

Review of Subrecipient Audit Reports

For the fiscal year ended June 30, 1997, it was determined that 790 entities received sufficient federal funds from the State of Minnesota to require them to submit audited financial statements. Not all of the subrecipients submitted audited financial statements in time to be included in this report. The status of the audits, by type, are:

	<u>Reports</u>			
	<u>Total</u>	<u>Received</u>	<u>Failed to Report</u>	<u>Not Received in Time for Publication</u>
Cities	120	88	32	-
Counties	87	87	-	-
Housing and Redevelopment Authorities	3	-	3	-
Libraries	10	10	-	-
Nonprofit Agencies	277	65	-	212
Other Governmental Agencies	50	26	20	4
Regional Development Commissions	10	6	-	4
Schools and Related Agencies	221	163	58	-
Tribal Governments	12	5	-	7
	<u>790</u>	<u>450</u>	<u>113</u>	<u>227</u>
Percent	100%	57%	14%	29%

Significant Items

To be included in this report, financial statements must have been received by February 18, 1998. The Single Audit Act requires governments to file their single audit reports within 13 months of year end; therefore, governmental entities with fiscal years ending December 31, 1996, should have filed their financial statements in time for this report. In addition, the State requires school districts to file their financial statements by December 31. One hundred thirteen entities failed to report in compliance with these requirements. There were an additional 227 reports which were not received in time for this publication reflecting the fact that governmental

Significant Items (Continued)

entities (other than schools) with fiscal years ending between January 1 and June 30, 1997, nonprofit agencies, and tribal governments may have reporting deadlines extending beyond the publication date of this report.

In 1996, Congress passed the Single Audit Act Amendments of 1996. In June 1997, a revised OMB Circular A-133 was issued to incorporate changes mandated by the Amendments. The revised circular eliminated OMB Circular A-128. All audits with a year end of June 30, 1997, or later fall under the revised circular. The Single Audit Act Amendments of 1996 increased the amount of federal assistance an entity must receive for it to need a single audit. Prior to June 30, 1997, any entity receiving \$25,000 in federal assistance needed a single or program-specific audit. The revised OMB Circular A-133 raised that minimum to \$300,000 of expenditures.

Contents of This Report

This report contains six exhibits. The exhibits contain information included in audited financial statements of subrecipients having fiscal year-ends between July 1, 1996 and June 30, 1997. The resolution of questioned costs, noncompliance, and crosscutting findings is the responsibility of the administering agency.

The exhibits are:

- Exhibit 1 **Questioned Costs**
A summary of questioned costs by administrative agency. Summarized for each questioned cost is the subrecipient entity, Catalog of Federal Domestic Assistance (CFDA) number, reason for and the amount of the questioned costs.

- Exhibit 2 **Summary of Federal Grant Revenue by CFDA Number**
A summary of federal grant revenue by CFDA number and by the administering agency type--direct federal or pass through state or other agency.

- Exhibit 3 **Summary of Federal Grant Revenue by Entity**
A summary of federal grant revenue by subrecipient entity and the administrative agency type--direct federal or pass through state or other agency. Also shown are those entities which were to file a single audit report and did not. The exhibit identifies if the entity's audit report is acceptable; that is, if the audit report contains all reporting elements required by applicable auditing standards.

Contents of this Report (Continued)

- Exhibit 4 Summary of Federal Grant Revenue by Administering Agency**
A summary of federal grant revenue by the administrative agency and a breakdown of those agencies by the subrecipient entities and CFDA numbers. Also indicated are federal or nonfederal crosscutting findings or grant noncompliance (refer to Exhibits 5 and 6 for detailed crosscutting findings). The exhibit also identifies if the entity's audit report is acceptable.
- Exhibit 5 Summary of Nonfederal Crosscutting Findings by Agency Type**
A summary of nonfederal crosscutting findings by entity. A nonfederal crosscutting finding is non-monetary and does not pertain to any federal programs.
- Exhibit 6 Summary of Federal Crosscutting Findings by Agency Type**
A summary of federal crosscutting findings by entity. A federal crosscutting finding is non-monetary and does not pertain to a specific federal program.

For any detail regarding information in these exhibits, the audit report should be reviewed or the subrecipient should be contacted.

Report Distribution

This report will be distributed to:

- U.S. Department of Agriculture, the cognizant agency for the State of Minnesota;
- Grantor agencies of the federal government;
- State of Minnesota agencies which subgranted federal funds on a pass-through basis;
- Selected local agencies which subgranted federal funds on a pass-through basis; and
- Other interested organizations.

Statistical Information

The following table shows the number of subrecipients submitting single audits that were included in our reports for each of the six years ended June 30, 1997:

<u>Type of Agency</u>	<u>1997</u>	<u>1996</u>	<u>1995</u>	<u>1994</u>	<u>1993</u>	<u>1992</u>
Cities	88	80	95	98	90	100
Counties	87	87	87	87	87	87
Housing and Redevelopment Authorities	-	-	3	1	-	-
Libraries	10	19	18	19	16	16
Nonprofit Agencies	65	70	87	81	105	122
Other Governmental Agencies	26	25	23	21	20	11
Regional Development Commissions	6	6	5	6	6	6
Schools and Related Agencies	163	425	442	464	400	470
Tribal Governments	5	5	5	5	3	12
Total	<u>450</u>	<u>717</u>	<u>765</u>	<u>782</u>	<u>727</u>	<u>824</u>

The following table summarizes the federal grant revenue by administering agency type included in this report for the last six years: (Dollars in millions)

<u>Federal Grant Revenue</u>	<u>1997</u>	<u>1996</u>	<u>1995</u>	<u>1994</u>	<u>1993</u>	<u>1992</u>
Federal	\$ 253	\$ 222	\$ 233	\$ 176	\$ 162	\$ 164
State	763	768	770	778	683	685
Other	44	49	54	48	42	37
Total Federal Grant Revenue	<u>\$ 1,060</u>	<u>\$ 1,039</u>	<u>\$ 1,057</u>	<u>\$ 1,002</u>	<u>\$ 887</u>	<u>\$ 886</u>

The following is a tabulation of the questioned costs for the last ten years:

<u>June 30</u>	<u>Amount</u>
1997	\$ 438,373
1996	726,335
1995	2,856,054
1994	288,115
1993	250,747
1992	277,204
1991	749,933
1990	488,519
1989	1,525,853
1988	875,697

Acknowledgment

The preparation of this report on Federally Assisted Programs of Subrecipients of the State of Minnesota for the year ended June 30, 1997, was accomplished through the effort of the Single Audit Division and the cooperation of various federal, state, and local agencies. I wish to acknowledge those local entities that submitted their annual reports in a timely manner

Sincerely,

A handwritten signature in cursive script that reads "Judith H. Dutcher". The signature is written in black ink and is positioned above the printed name and title.

Judith H. Dutcher
State Auditor

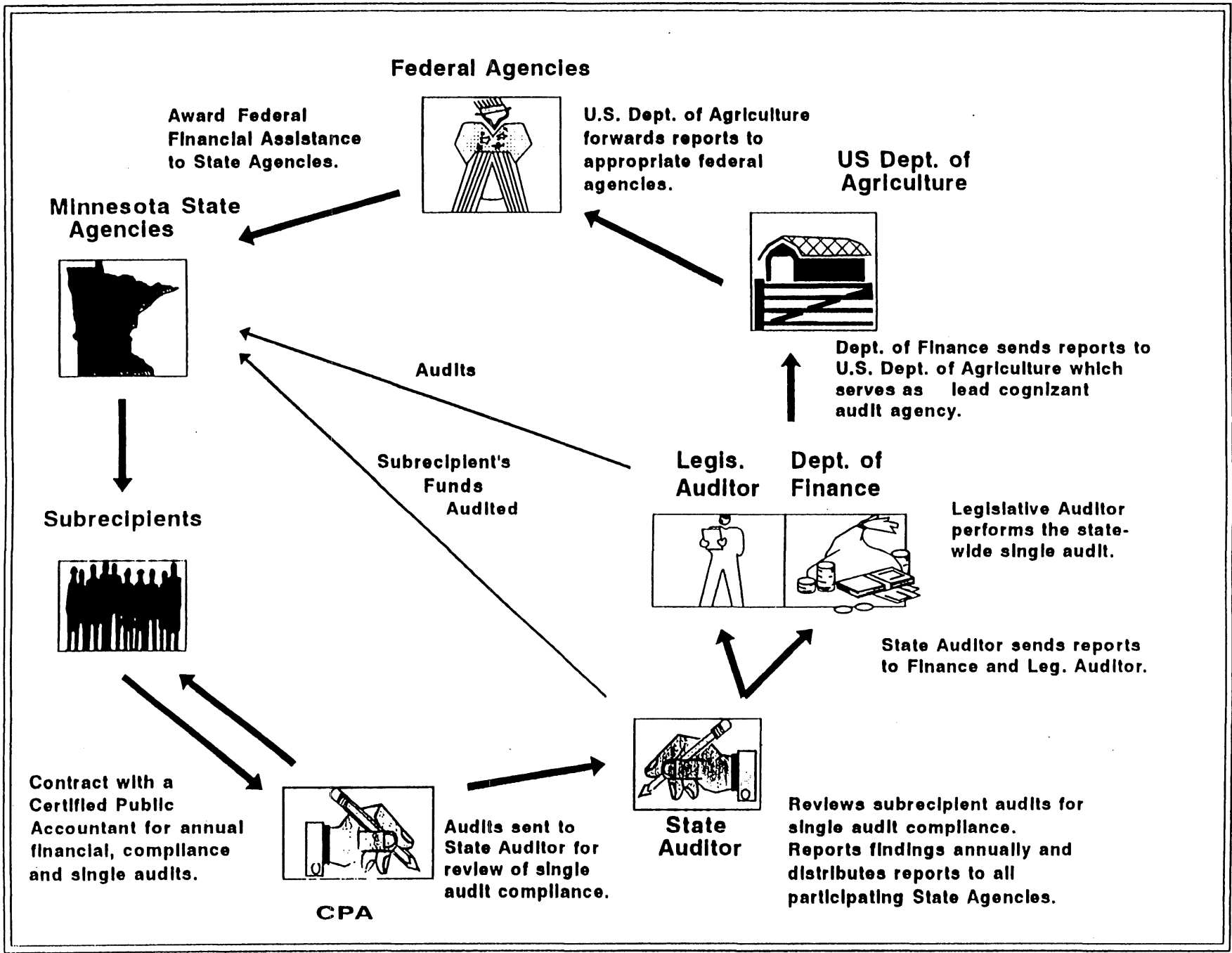


EXHIBIT 1
QUESTIONED COSTS

The following exhibit is a summary of questioned costs by administering agency. Summarized for each questioned cost is the subrecipient entity, CFDA number, reason for the questioned cost and the amount of the questioned cost. The resolution of questioned costs is the responsibility of the administering agency.

STATE OF MINNESOTA
OFFICE OF THE STATE AUDITOR
STATEWIDE SINGLE AUDIT
QUESTIONED COSTS
FOR THE YEAR ENDED JUNE 30, 1997

ADMINISTERING AGENCY	NAME OF ENTITY	CFDA		AMOUNT
		NUMBER	REASON	
KANABEC PINE CHS	PINE COUNTY	93.994	Grant Administration	\$ 8
MN - DEPARTMENT OF CHILDREN, FAMILIES AND LEARNING				
	ISD 0241 ALBERT LEA	10.555	Grant Administration	\$ 69
	ISD 0270 HOPKINS	84.281	Grant Compliance	8,991
	ISD 2142 ST LOUIS COUNTY	84.010	Grant Compliance	85,346
	PROVIDERS CHOICE INC	10.558	Grant Compliance	101
	SSD 1 MINNEAPOLIS	84.010	Expenditures	18,000
				<u>\$ 112,507</u>
MN - DEPARTMENT OF CORRECTIONS				
	FOND DU LAC RESERVATION	16.575	Expenditures	\$ 199
MN - DEPARTMENT OF HUMAN SERVICES				
	CARLTON COUNTY	93.563	Expenditures	\$ 8,720
	CARLTON COUNTY	93.575	Grant Compliance	65
	CARLTON COUNTY	93.658	Expenditures	462
	DAKOTA COUNTY	93.658	Grant Administration	354
	HENNEPIN COUNTY	93.560	Grant Administration	1
	HENNEPIN COUNTY	93.561	Grant Compliance	3,372
	HENNEPIN COUNTY	93.575	Grant Administration	2
	HENNEPIN COUNTY	93.658	Grant Compliance	2,456
	KANABEC COUNTY	93.658	Grant Compliance	89
	KANABEC COUNTY	93.778	Grant Administration	50
	NOBLES COUNTY	10.561	Expenditures	52
	NOBLES COUNTY	93.560	Expenditures	62
	NOBLES COUNTY	93.563	Expenditures	81
	NOBLES COUNTY	93.566	Expenditures	12
	NOBLES COUNTY	93.658	Expenditures	1
	NOBLES COUNTY	93.778	Expenditures	82
	PINE COUNTY	93.778	Expenditures	20
	PINE COUNTY	93.566	Expenditures	34
	PIPESTONE COUNTY	10.561	Expenditures	260
	PIPESTONE COUNTY	93.560	Expenditures	278
	PIPESTONE COUNTY	93.561	Expenditures	4
	PIPESTONE COUNTY	93.563	Expenditures	97
	PIPESTONE COUNTY	93.658	Expenditures	9
	PIPESTONE COUNTY	93.778	Expenditures	425
	SCOTT COUNTY	93.658	Expenditures	4,503
	ST LOUIS COUNTY	93.561	Grant Compliance	113,358

STATE OF MINNESOTA
OFFICE OF THE STATE AUDITOR
STATEWIDE SINGLE AUDIT
QUESTIONED COSTS
FOR THE YEAR ENDED JUNE 30, 1997

EXHIBIT 1
(continued)

ADMINISTERING AGENCY	NAME OF ENTITY	CFDA NUMBER	REASON	AMOUNT
MN - DEPARTMENT OF HUMAN SERVICES				
	YELLOW MEDICINE COUNTY	10.561	Expenditures	436
	YELLOW MEDICINE COUNTY	93.560	Expenditures	460
	YELLOW MEDICINE COUNTY	93.561	Expenditures	7
	YELLOW MEDICINE COUNTY	93.563	Expenditures	882
	YELLOW MEDICINE COUNTY	93.658	Expenditures	1
	YELLOW MEDICINE COUNTY	93.778	Expenditures	718
				<u>\$ 137,353</u>
MN - DEPARTMENT OF PUBLIC SAFETY				
	CITY OF WELLS	83.516	Expenditures	\$ 25,000
MN - DEPARTMENT OF TRADE AND ECONOMIC DEVELOPMENT				
	AITKIN COUNTY	14.219	Grant Compliance	\$ 22,709
MN - DEPARTMENT OF TRANSPORTATION				
	CITY OF RICHFIELD	20.205	Expenditures	\$ 272
	METROPOLITAN COUNCIL	20.205	Expenditures	91,568
	METROPOLITAN COUNCIL	20.505	Expenditures	35,813
				<u>\$ 127,653</u>
U.S. - DEPARTMENT OF HOUSING & URBAN DEVELOPMENT				
	CITY OF BLOOMINGTON	14.218	Grant Compliance	\$ 100
	CITY OF BLOOMINGTON	14.855	Grant Reporting	2,335
	CITY OF BLOOMINGTON	14.857	Grant Reporting	59
	CITY OF MINNEAPOLIS	14.218	Expenditures	14
	CITY OF ROCHESTER	14.218	Grant Compliance	4,311
				<u>\$ 6,819</u>
U.S. - DEPARTMENT OF JUSTICE				
	CITY OF MAHONOMEN	16.710	Grant Administration	\$ 6,125
				<u>\$ 438,373</u>
Total Questioned Costs				<u><u>\$ 438,373</u></u>

BLANK

EXHIBIT 2

FEDERAL GRANT REVENUE BY CFDA NUMBER

The following exhibit is a summary of federal grant revenue by CFDA number and by the administering agency type--direct federal or pass through state or other agency.

STATE OF MINNESOTA
OFFICE OF THE STATE AUDITOR
STATEWIDE SINGLE AUDIT
SUMMARY OF FEDERAL GRANT REVENUE BY CFDA NUMBER
FOR THE YEAR ENDED JUNE 30, 1997

AUDITED GRANT REVENUE AMOUNTS

CFDA NUMBER	DIRECT FEDERAL	----- PASS THROUGH -----		TOTAL
		STATE	OTHER AGENCY	
10.054	\$ 23,815	\$	\$	\$ 23,815
10.069	77,353	77,353
10.420	110,343	110,343
10.433	74,397	74,397
10.500	117,821	117,821
10.550	10,592	10,552,252	87,528	10,650,372
10.551	54,725	6,640	61,365
10.553	8,735,478	8,735,478
10.555	46,702,903	46,702,903
10.556	282,446	282,446
10.557	250,200	11,198,128	451,732	11,900,060
10.558	8,500	40,973,111	40,981,611
10.559	2,258,177	30,364	2,288,541
10.560	109	109
10.561	22,803,203	803,176	23,606,379
10.565	239,684	239,684
10.567	326,755	326,755
10.568	76,922	125	77,047
10.570	583,050	288,681	748,264	1,619,995
10.664	8,400	58,445	66,845
10.665	363,625	1,014,290	467,801	1,845,716
10.668	1,266,660	1,266,660
10.669	16,991	16,991
10.670	229	229
10.760	2,720,818	2,720,818
10.762	53,646	53,646
10.766	698,034	698,034
10.767	771,041	771,041
10.768	1,076,173	1,076,173
10.769	481,000	481,000
10.855	31,968	31,968
11.300	2,963,763	2,963,763
11.301	4,608	4,608
11.302	2,497,971	9,750	2,507,721
11.307	873,913	873,913
11.552	164,957	21,822	186,779
12.104	22,724	22,724
14.169	21,760	4,439	26,199
14.174	7,728	7,728
14.218	37,407,883	6,078,414	43,486,297
14.219	43,212	519,370	562,582
14.221	1,558,982	1,558,982
14.228	16,081,378	386,022	16,467,400

STATE OF MINNESOTA
OFFICE OF THE STATE AUDITOR
STATEWIDE SINGLE AUDIT
SUMMARY OF FEDERAL GRANT REVENUE BY CFDA NUMBER
FOR THE YEAR ENDED JUNE 30, 1997

AUDITED GRANT REVENUE AMOUNTS

CFDA NUMBER	DIRECT FEDERAL	----- PASS THROUGH -----		TOTAL
		STATE	OTHER AGENCY	
14.230	\$ 6,202	\$	\$	\$ 6,202
14.231	1,254,030	523,600	287,519	2,065,149
14.232	98,253	98,253
14.235	2,204,420	1,115,215	307,938	3,627,573
14.238	188,470	27,199	215,669
14.239	7,186,389	721,506	1,154,612	9,062,507
14.240	585,435	585,435
14.241	361,768	361,768
14.243	388,709	53,318	442,027
14.510	17,335	17,335
14.850	20,503,830	20,503,830
14.852	1,255,567	1,255,567
14.853	16,214	16,214
14.854	528,006	96,307	624,313
14.855	12,778,291	1,281,285	14,059,576
14.856	3,473,891	3,473,891
14.857	33,061,057	1,244,300	34,305,357
14.859	15,361,309	23,789	15,385,098
14.860	43,798	43,798
14.861	279,244	18,447	297,691
14.862	369,002	369,002
14.900	468,131	451,949	920,080
15.000	149,239	149,239
15.020	78,341	78,341
15.022	1,014,610	1,014,610
15.025	142,696	142,696
15.029	261,393	261,393
15.031	30,496	30,496
15.033	2,508,601	2,508,601
15.037	112,456	112,456
15.039	453,873	453,873
15.040	90,628	90,628
15.052	61,578	61,578
15.056	163,153	163,153
15.103	355,650	355,650
15.108	491,318	491,318
15.114	348,301	348,301
15.130	3,619,388	204,291	3,823,679
15.141	76,682	76,682
15.142	722,297	107,424	829,721
15.143	76,878	76,878
15.144	186,238	186,238
15.602	68,101	68,101

STATE OF MINNESOTA
OFFICE OF THE STATE AUDITOR
STATEWIDE SINGLE AUDIT
SUMMARY OF FEDERAL GRANT REVENUE BY CFDA NUMBER
FOR THE YEAR ENDED JUNE 30, 1997

AUDITED GRANT REVENUE AMOUNTS

CFDA NUMBER	DIRECT FEDERAL	----- PASS THROUGH -----		TOTAL
		STATE	OTHER AGENCY	
15.605	\$	\$ 2,736	\$	\$ 2,736
15.611	27,574	1,884	29,458
15.805	238,164	238,164
15.808	32,105	32,105
15.904	10,985	10,985
15.916	3,927	16,489	20,416
15.919	32,495	32,495
16.000	279,466	2,342	281,808
16.004	1,463	1,463
16.201	181,293	181,293
16.540	292,778	36,054	328,832
16.575	504,140	63,672	567,812
16.579	195,422	3,480,535	3,675,957
16.580	198,546	198,546
16.585	35,000	35,000
16.588	65,016	22,813	87,829
16.592	121	121
16.710	4,291,261	4,291,261
16.711	44,774	44,774
16.726	487,121	487,121
17.207	856,033	45,000	901,033
17.235	198,653	1,336,340	1,534,993
17.246	9,441,940	564,769	10,006,709
17.249	35,294	38,208	73,502
17.250	271,331	13,979,974	2,366,379	16,617,684
17.251	513,812	513,812
17.500	1,930	1,930
17.700	2,144	19,415	21,559
20.005	44,605	44,605
20.106	38,562,787	38,562,787
20.205	577,324	20,645,898	21,223,222
20.500	224,780	365,076	589,856
20.505	16,533	560,816	577,349
20.507	7,703,213	38,417	7,741,630
20.509	3,642	1,505,204	1,508,846
20.512	27,029	27,029
20.513	7,858	7,858
20.514	265,091	2,200	267,291
20.600	378,854	12,565	391,419
20.703	25,445	13,992	39,437
30.002	24,573	24,573
30.009	52,000	52,000
45.005	5,000	5,000

STATE OF MINNESOTA
OFFICE OF THE STATE AUDITOR
STATEWIDE SINGLE AUDIT
SUMMARY OF FEDERAL GRANT REVENUE BY CFDA NUMBER
FOR THE YEAR ENDED JUNE 30, 1997

AUDITED GRANT REVENUE AMOUNTS

CFDA NUMBER	DIRECT FEDERAL	----- PASS THROUGH -----		TOTAL
		STATE	OTHER AGENCY	
45.024	\$	\$ 29,506	\$ 83,839	\$ 113,345
47.049	278,300	278,300
47.070	160,166	160,166
47.076	213,848	446,960	660,808
59.043	97,618	97,618
66.032	37,479	37,479
66.418	499,495	499,495
66.419	99,200	99,200
66.433	1,381	1,381
66.435	2,125	2,125
66.458	554,433	7,543,510	8,097,943
66.460	80,227	80,227
66.461	102,426	102,426
66.505	110,154	110,154
66.507	81,340	81,340
66.600	15,000	15,000
66.604	5,179	5,179
66.700	58,860	58,860
66.808	32,792	32,792
66.926	249,204	249,204
66.951	1,046	1,046
77.003	4,376	4,376
81.041	270,346	205,697	476,043
81.042	5,239,941	5,239,941
81.079	174,966	21,859	196,825
83.011	242	242
83.516	301,999	9,952,582	1,486	10,256,067
83.523	75,565	5,708	57,451	138,724
83.534	212,071	1,101,063	134,680	1,447,814
84.002	2,148,312	15,102	2,163,414
84.003	218,641	87,545	306,186
84.009	24,160	24,160
84.010	64,310,249	64,310,249
84.011	694,187	102,257	796,444
84.013	12,097	12,097
84.018	95,361	95,361
84.023	103,449	103,449
84.024	143,488	6,510	34,944	184,942
84.026	14,090	14,090
84.027	33,916,387	1,505,467	35,421,854
84.029	370,684	71,974	237,160	679,818
84.034	1,260,780	224,004	1,484,784
84.041	5,056,862	5,056,862

STATE OF MINNESOTA
OFFICE OF THE STATE AUDITOR
STATEWIDE SINGLE AUDIT
SUMMARY OF FEDERAL GRANT REVENUE BY CFDA NUMBER
FOR THE YEAR ENDED JUNE 30, 1997

AUDITED GRANT REVENUE AMOUNTS

CFDA NUMBER	DIRECT FEDERAL	----- PASS THROUGH -----		TOTAL
		STATE	OTHER AGENCY	
84.048	\$	\$ 3,165,250	\$ 395,318	\$ 3,560,568
84.049	41,475	51,522	92,997
84.060	1,524,706	1,524,706
84.061	11,633	11,633
84.073	54,016	54,016
84.086	17,497	3,293	20,790
84.087	18,396	18,396
84.117	8,387	8,387
84.126	127,262	251,417	378,679
84.128	138,609	138,609
84.129	185,846	185,846
84.132	501,485	501,485
84.133	2,431	2,431
84.141	9,583	9,583
84.154	141,943	141,943
84.158	92,346	26,272	118,618
84.162	97,759	97,759
84.163	36,176	36,176
84.164	2,568	2,568
84.165	1,061,206	1,061,206
84.167	27,266	27,266
84.168	24,683	24,683
84.173	6,257,996	80,325	6,338,321
84.181	2,579,596	62,558	2,642,154
84.186	4,103,568	24,098	4,127,666
84.196	263,026	263,026
84.213	1,088,233	84,804	1,173,037
84.215	250,929	8,976	259,905
84.216	618,923	618,923
84.234	432,987	432,987
84.235	509,584	80,642	590,226
84.243	149,763	11,979	161,742
84.249	106,360	106,360
84.250	256,360	256,360
84.255	63,743	63,743
84.257	4,032	4,032
84.262	37,978	28,417	66,395
84.273	20,042	20,042
84.276	3,231,770	13,275	3,245,045
84.278	152,358	62,965	215,323
84.281	2,352,943	6,524	2,359,467
84.289	113,781	113,781
84.290	267,618	267,618

STATE OF MINNESOTA
OFFICE OF THE STATE AUDITOR
STATEWIDE SINGLE AUDIT
SUMMARY OF FEDERAL GRANT REVENUE BY CFDA NUMBER
FOR THE YEAR ENDED JUNE 30, 1997

AUDITED GRANT REVENUE AMOUNTS

CFDA NUMBER	DIRECT FEDERAL	----- PASS THROUGH -----		TOTAL
		STATE	OTHER AGENCY	
84.291	\$ 605,387	\$	\$	\$ 605,387
84.293	177,466	177,466
84.294	95,777	95,777
84.298	3,833,160	3,833,160
84.310	351,022	351,022
84.986	23,185	23,185
93.003	34,144	34,144
93.043	207,456	5,806	213,262
93.044	46,379	1,209,700	881,805	2,137,884
93.045	1,628,371	3,319,880	4,948,251
93.046	54,316	22,113	76,429
93.047	332,103	332,103
93.048	10,875	10,875
93.110	479,884	80,616	560,500
93.116	50,149	50,149
93.118	393,139	393,139
93.124	11,587	11,587
93.125	57,645	57,645
93.144	111,829	111,829
93.150	294,211	294,211
93.151	721,547	721,547
93.194	1,117,831	498,909	1,616,740
93.210	5,174,006	4,528,931	9,702,937
93.217	253,493	209,957	463,450
93.224	36,188	36,188
93.228	2,338,086	49,805	2,387,891
93.246	1,081,209	1,081,209
93.260	117,204	71,860	189,064
93.268	309,341	1,710,421	134,005	2,153,767
93.283	8,747	24,074	32,821
93.379	45,929	45,929
93.395	8,285	8,285
93.399	4,485	161,331	97,302	263,118
93.556	960,686	960,686
93.558	146,972	146,972
93.560	56,940,350	56,940,350
93.561	151,656	9,999,107	12,339,670	22,490,433
93.563	42,842,080	42,842,080
93.565	655	655
93.566	275,121	1,644,794	1,919,915
93.567	36,255	36,255
93.568	38,528,702	38,528,702
93.569	4,197,050	4,197,050

STATE OF MINNESOTA
OFFICE OF THE STATE AUDITOR
STATEWIDE SINGLE AUDIT
SUMMARY OF FEDERAL GRANT REVENUE BY CFDA NUMBER
FOR THE YEAR ENDED JUNE 30, 1997

AUDITED GRANT REVENUE AMOUNTS

CFDA NUMBER	DIRECT FEDERAL	----- PASS THROUGH -----		TOTAL
		STATE	OTHER AGENCY	
93.571	\$	\$ 39,507	\$	\$ 39,507
93.572	86,175	86,175
93.573	1,958	1,958
93.574	112,925	112,925
93.575	122,568	11,840,940	164,463	12,127,971
93.576	25,061	25,061
93.578	23,236	23,236
93.584	151,311	151,311
93.585	2,357,818	2,357,818
93.596	3,217,269	3,217,269
93.600	37,907,647	38,541	37,946,188
93.612	495,443	495,443
93.623	89,372	89,372
93.630	81,634	9,181	90,815
93.631	95,478	95,478
93.643	57,770	57,770
93.645	2,250,444	2,250,444
93.656	42,221	110,496	152,717
93.658	152,696	37,238,821	37,391,517
93.667	38,978,650	38,978,650
93.671	64,427	64,427
93.672	9,186	9,186
93.674	581,511	581,511
93.778	75,670,380	5,405	75,675,785
93.779	28,432	28,432
93.907	8,155	8,155
93.912	67,728	67,728
93.915	64,000	64,000
93.917	269,484	8,761	278,245
93.919	527,880	22,571	550,451
93.924	19,060	19,060
93.938	140	140
93.940	46,938	403,543	450,481
93.958	87,550	2,337,603	2,425,153
93.959	830,830	1,239,912	53,401	2,124,143
93.974	83,686	83,686
93.977	4,729	4,729
93.987	43,117	43,117
93.988	22,165	1,041	23,206
93.991	68,167	14,781	82,948
93.992	254,200	139,885	394,085
93.994	8,614,110	383,959	8,998,069
94.001	70,945	18,466	89,411

STATE OF MINNESOTA
OFFICE OF THE STATE AUDITOR
STATEWIDE SINGLE AUDIT
SUMMARY OF FEDERAL GRANT REVENUE BY CFDA NUMBER
FOR THE YEAR ENDED JUNE 30, 1997

AUDITED GRANT REVENUE AMOUNTS

CFDA NUMBER	DIRECT FEDERAL	----- PASS THROUGH -----		TOTAL
		STATE	OTHER AGENCY	
94.002	\$ 412,196	\$	\$	\$ 412,196
94.003	152,421	152,421
94.004	39,896	116,797	156,693
94.006	316,900	780,442	1,097,342
94.007	17,504	17,504
94.011	1,376,161	1,376,161
94.013	28,716	28,716
94.016	1,014,053	1,014,053
96.004	64,220	64,220
TOTAL	\$252,626,006	\$762,832,789	\$44,161,219	\$1,059,620,014

BLANK

EXHIBIT 3

FEDERAL GRANT REVENUE BY SUBRECIPIENT ENTITY

The following exhibit is a summary of federal grant revenue by subrecipient entities by type--cities, counties, housing and redevelopment authorities, libraries, nonprofit agencies, other governmental agencies, regional development commissions, schools and related agencies, and tribal governments. The federal grant revenue for each entity is summarized by the administering agency type--direct federal and pass through state or other agency. The exhibit identifies if the entity's audit report is in accordance with the reporting elements required by generally accepted government auditing standards and OMB's Circulars A-128 or A-133. Also presented are entities which were to file an audit and did not.

STATE OF MINNESOTA
OFFICE OF THE STATE AUDITOR
STATEWIDE SINGLE AUDIT
SUMMARY OF FEDERAL GRANT REVENUE BY ENTITY
FOR THE YEAR ENDED JUNE 30, 1997

ENTITY TYPE NAME OF ENTITY	DIRECT FEDERAL	----- PASS THROUGH -----		TOTAL	AUDIT REPORT ACCEPTABLE
		STATE	OTHER AGENCY		
CITIES					
CITY OF ADA	124,740	124,740	YES
CITY OF ALBERT LEA	Failed to report in compliance with MN Statutes				
CITY OF ALEXANDRIA	32,370	51,607	83,977	YES
CITY OF ALVARADO	Failed to report in compliance with MN Statutes				
CITY OF APPLETON	28,230	78,231	106,461	YES
CITY OF ARGYLE	531,837	10,875	542,712	YES
CITY OF ARLINGTON	Failed to report in compliance with MN Statutes				
CITY OF AUSTIN	1,224,049	807,876	2,031,925	YES
CITY OF BAGLEY	31,412	175,000	206,412	YES
CITY OF BALATON	574,230	574,230	YES
CITY OF BAUDETTE	Failed to report in compliance with MN Statutes				
CITY OF BEARDSLEY	Failed to report in compliance with MN Statutes				
CITY OF BEMIDJI	30,000	1,178,056	1,208,056	YES
CITY OF BENSON	29,950	520,015	549,965	YES
CITY OF BLACKDUCK	16,372	158,104	174,476	YES
CITY OF BLOOMINGTON	3,452,301	671,109	37,000	4,160,410	YES
CITY OF BRAINERD	1,157,797	786,511	1,944,308	YES
CITY OF BROOK PARK	45,171	107,557	152,728	YES
CITY OF BROOKLYN PARK	53,863	593,606	647,469	YES
CITY OF BROOTEN	202,630	202,630	YES
CITY OF BROWNS VALLEY	20,059	200,797	220,856	YES
CITY OF BURNSVILLE	76,126	252,317	104,257	432,700	YES
CITY OF CALEDONIA	123,659	123,659	YES
CITY OF CASS LAKE	24,844	296,346	321,190	YES
CITY OF CHANDLER	68,392	68,392	YES
CITY OF CHASKA	43,477	84,498	127,975	YES
CITY OF CLEAR LAKE	71,780	71,780	YES
CITY OF CLIMAX	Failed to report in compliance with MN Statutes				
CITY OF CLOQUET	47,995	43,541	12,565	104,101	YES
CITY OF COLOGNE	60,733	60,733	YES
CITY OF CROMWELL	174,896	174,896	YES
CITY OF CROOKSTON	1,019,522	98,763	1,118,285	YES
CITY OF CRYSTAL	Failed to report in compliance with MN Statutes				
CITY OF DETROIT LAKES	225,208	3,306,572	3,531,780	YES
CITY OF DULUTH	2,721,821	2,513,151	3,511,494	8,746,466	YES
CITY OF EAGAN	60,594	178,169	6,698	245,461	YES
CITY OF EAGLE LAKE	YES
CITY OF EAST GRAND FORKS	1,092,274	647,412	1,739,686	YES
CITY OF ELGIN	321,390	321,390	YES
CITY OF ELK RIVER	Failed to report in compliance with MN Statutes				
CITY OF FAIRFAX	678,076	678,076	YES
CITY OF FARIBAULT	77,290	203,340	21,442	302,072	YES

STATE OF MINNESOTA
OFFICE OF THE STATE AUDITOR
STATEWIDE SINGLE AUDIT
SUMMARY OF FEDERAL GRANT REVENUE BY ENTITY
FOR THE YEAR ENDED JUNE 30, 1997

ENTITY TYPE NAME OF ENTITY	DIRECT FEDERAL	----- PASS THROUGH -----		TOTAL	AUDIT REPORT ACCEPTABLE
		STATE	OTHER AGENCY		
CITIES					
CITY OF FERGUS FALLS	585,143	864,691	1,449,834	YES
CITY OF FRAZEE	295,130	295,130	YES
CITY OF FRIDLEY	Failed to report in compliance with MN Statutes				
CITY OF FROST	261,799	261,799	YES
CITY OF FULDA	Failed to report in compliance with MN Statutes				
CITY OF GARY	Failed to report in compliance with MN Statutes				
CITY OF GLYNDON	29,941	56,770	86,711	YES
CITY OF GRAND RAPIDS	Failed to report in compliance with MN Statutes				
CITY OF GREENBUSH	10,000	336,260	346,260	YES
CITY OF GRYGLA	141,280	66,025	207,305	YES
CITY OF HASTINGS	Failed to report in compliance with MN Statutes				
CITY OF HAWLEY	360,259	169,739	529,998	YES
CITY OF HIBBING	114,813	114,813	YES
CITY OF HOWARD LAKE	5,975	178,406	184,381	YES
CITY OF HUTCHINSON	27,832	44,524	72,356	YES
CITY OF INTERNATIONAL FALLS	2,040,586	2,040,586	YES
CITY OF IVANHOE	323,223	323,223	YES
CITY OF JACKSON	Failed to report in compliance with MN Statutes				
CITY OF KASOTA	Failed to report in compliance with MN Statutes				
CITY OF KELLOGG	450,000	524,586	974,586	YES
CITY OF KIMBALL	98,470	98,470	YES
CITY OF LAKE PARK	6,872	586,802	593,674	YES
CITY OF LAKEFIELD	288,173	277,647	565,820	YES
CITY OF LANDFALL	Failed to report in compliance with MN Statutes				
CITY OF LANESBORO	Failed to report in compliance with MN Statutes				
CITY OF LE SUEUR	32,286	38,165	70,451	YES
CITY OF LISMORE	161,209	161,209	YES
CITY OF MABEL	298,219	298,219	YES
CITY OF MAHNOMEN	56,572	498,871	555,443	YES
CITY OF MANKATO	367,981	367,981	YES
CITY OF MAPLE LAKE	Failed to report in compliance with MN Statutes				
CITY OF MARSHALL	617,152	1,002,362	1,619,514	YES
CITY OF MENAUGA	683,128	103,964	787,092	YES
CITY OF MINNEAPOLIS	19,618,462	7,322,778	1,894,591	28,835,831	YES
CITY OF MONTROSE	334,540	334,540	YES
CITY OF MOORHEAD	2,576,496	155,158	2,731,654	YES
CITY OF MORA	Failed to report in compliance with MN Statutes				
CITY OF MORRIS	12,674	32,141	44,815	YES
CITY OF MOUNTAIN LAKE	80,170	80,170	YES
CITY OF NEW PRAGUE	Failed to report in compliance with MN Statutes				
CITY OF NEW ULM	54,171	54,171	YES
CITY OF NEWFOLDEN	341,000	162,854	503,854	YES

STATE OF MINNESOTA
OFFICE OF THE STATE AUDITOR
STATEWIDE SINGLE AUDIT
SUMMARY OF FEDERAL GRANT REVENUE BY ENTITY
FOR THE YEAR ENDED JUNE 30, 1997

ENTITY TYPE NAME OF ENTITY	DIRECT FEDERAL	----- PASS THROUGH -----		TOTAL	AUDIT REPORT ACCEPTABLE
		STATE	OTHER AGENCY		
CITIES					
CITY OF NISSWA	Failed to report in compliance with MN Statutes				
CITY OF NORTH MANKATO	419,922	419,922	YES
CITY OF OLIVIA	18,327	250,000	268,327	YES
CITY OF ORR	Failed to report in compliance with MN Statutes				
CITY OF ORTONVILLE	Failed to report in compliance with MN Statutes				
CITY OF OSAKIS	222,760	956,296	1,179,056	YES
CITY OF OWATONNA	37,820	2,801,187	2,839,007	YES
CITY OF PARK RAPIDS	2,954,623	2,954,623	YES
CITY OF PARKERS PRAIRIE	253,153	253,153	YES
CITY OF PELICAN RAPIDS	Failed to report in compliance with MN Statutes				
CITY OF PEMBERTON	Failed to report in compliance with MN Statutes				
CITY OF PERHAM	568,567	108,382	676,949	YES
CITY OF PLATO	Failed to report in compliance with MN Statutes				
CITY OF PLUMMER	166,158	166,158	YES
CITY OF PRIOR LAKE	Failed to report in compliance with MN Statutes				
CITY OF RED WING	32,601	32,601	YES
CITY OF RICHFIELD	1,140,617	564,739	229,613	1,934,969	YES
CITY OF ROCHESTER	865,449	617,044	1,482,493	YES
CITY OF ROSEAU	1,032,267	739,414	1,771,681	YES
CITY OF RUSHFORD [V]	544,250	544,250	YES
CITY OF SARTELL	Failed to report in compliance with MN Statutes				
CITY OF SAUK CENTRE	866,596	866,596	YES
CITY OF SPRING GROVE	6,954	270,879	277,833	YES
CITY OF ST PAUL	13,646,429	6,518,936	1,605,552	21,770,917	YES
CITY OF ST PETER	277,639	27,366	305,005	YES
CITY OF STARBUCK	163,979	163,979	YES
CITY OF STEWARTVILLE	Failed to report in compliance with MN Statutes				
CITY OF TRUMAN	37,758	56,513	94,271	YES
CITY OF WABASHA	Failed to report in compliance with MN Statutes				
CITY OF WABASSO	Failed to report in compliance with MN Statutes				
CITY OF WARREN	106,602	106,602	YES
CITY OF WELCOME	13,368	257,961	271,329	YES
CITY OF WELLS	42,964	42,964	YES
CITY OF WINONA	21,250	59,737	22,627	103,614	YES
CITY OF WORTHINGTON	Failed to report in compliance with MN Statutes				
TOTAL	55,948,047	50,217,819	8,050,320	114,216,186	
COUNTIES					
AITKIN COUNTY	24,655	1,620,550	1,645,205	YES
ANOKA COUNTY	2,535,569	18,749,114	21,284,683	YES
BECKER COUNTY	55,902	3,012,013	3,067,915	YES
BELTRAMI COUNTY	186,664	4,626,189	160,285	4,973,138	YES

STATE OF MINNESOTA
OFFICE OF THE STATE AUDITOR
STATEWIDE SINGLE AUDIT
SUMMARY OF FEDERAL GRANT REVENUE BY ENTITY
FOR THE YEAR ENDED JUNE 30, 1997

ENTITY TYPE NAME OF ENTITY	DIRECT FEDERAL	----- PASS THROUGH -----		TOTAL	AUDIT REPORT ACCEPTABLE
		STATE	OTHER AGENCY		
COUNTIES					
BENTON COUNTY	2,036,333	13,569	2,049,902	YES
BIG STONE COUNTY	34,790	736,153	1,546	772,489	YES
BLUE EARTH COUNTY	4,746,909	4,746,909	YES
BROWN COUNTY	25,000	1,606,320	1,631,320	YES
CARLTON COUNTY	2,852,182	137,891	2,990,073	YES
CARVER COUNTY	32,958	2,838,301	100,600	2,971,859	YES
CASS COUNTY	71,551	2,801,173	25,000	2,897,724	YES
CHIPPEWA COUNTY	1,120,324	1,120,324	YES
CHISAGO COUNTY	20,154	2,320,967	8,000	2,349,121	YES
CLAY COUNTY	60,710	4,228,872	28,563	4,318,145	YES
CLEARWATER COUNTY	1,413,149	30,002	1,443,151	YES
COOK COUNTY	69,908	862,949	11,146	944,003	YES
COTTONWOOD COUNTY	116,822	1,125,804	1,242,626	YES
CROW WING COUNTY	33,601	5,019,670	40,868	5,094,139	YES
DAKOTA COUNTY	2,093,583	21,041,116	36,791	23,171,490	YES
DODGE COUNTY	605	973,264	973,869	YES
DOUGLAS COUNTY	18,750	2,307,675	18,269	2,344,694	YES
FARIBAULT COUNTY	31,250	24,766	56,016	YES
FILLMORE COUNTY	45,569	1,155,354	1,200,923	YES
FREEBORN COUNTY	3,066,250	125	3,066,375	YES
GOODHUE COUNTY	34,951	2,104,505	2,139,456	YES
GRANT COUNTY	27,334	587,343	43,212	657,889	YES
HENNEPIN COUNTY	7,026,872	92,901,568	99,928,440	YES
HOUSTON COUNTY	1,016,145	1,016,145	YES
HUBBARD COUNTY	16,435	1,284,909	13,254	1,314,598	YES
ISANTI COUNTY	25,000	1,987,762	2,012,762	YES
ITASCA COUNTY	167,140	4,827,632	4,994,772	YES
JACKSON COUNTY	23,267	870,347	893,614	YES
KANABEC COUNTY	1,057,270	103,995	1,161,265	YES
KANDIYOHI COUNTY	101,520	2,769,165	2,870,685	YES
KITSON COUNTY	1,046,787	11,549	1,058,336	YES
KOOCHICING COUNTY	12,255	1,301,922	1,314,177	YES
LAC QUI PARLE COUNTY	44,158	467,295	511,453	YES
LAKE COUNTY	79,331	1,639,915	30,655	1,749,901	YES
LAKE OF THE WOODS COUNTY	499,491	499,491	YES
LE SUEUR COUNTY	2,098,160	2,098,160	YES
LINCOLN COUNTY	27,324	21,807	49,131	YES
LYON COUNTY	YES
MAHNOMEN COUNTY	71,404	550,263	41,666	663,333	YES
MARSHALL COUNTY	25,616	1,057,514	1,083,130	YES
MARTIN COUNTY	93,663	93,663	YES
MCLEOD COUNTY	56,439	1,642,038	9,331	1,707,808	YES

STATE OF MINNESOTA
OFFICE OF THE STATE AUDITOR
STATEWIDE SINGLE AUDIT
SUMMARY OF FEDERAL GRANT REVENUE BY ENTITY
FOR THE YEAR ENDED JUNE 30, 1997

ENTITY TYPE NAME OF ENTITY	DIRECT FEDERAL	----- PASS THROUGH -----		TOTAL	AUDIT REPORT ACCEPTABLE
		STATE	OTHER AGENCY		
COUNTIES					
MEEKER COUNTY	28,081	1,046,107	7,474	1,081,662	YES
MILLE LACS COUNTY	27,498	1,584,811	1,612,309	YES
MORRISON COUNTY	2,789,184	25,796	2,814,980	YES
MOWER COUNTY	2,758,544	2,758,544	YES
MURRAY COUNTY	16,697	9,391	26,088	YES
NICOLLET COUNTY	13,118	1,959,488	36,643	2,009,249	YES
NOBLES COUNTY	1,212,066	1,212,066	YES
NORMAN COUNTY	15,967	623,527	639,494	YES
OLMSTED COUNTY	8,944	7,379,866	61,186	7,449,996	YES
OTTER TAIL COUNTY	31,911	4,154,906	36,476	4,223,293	YES
PENNINGTON COUNTY	91,800	1,056,522	11,516	1,159,838	YES
PINE COUNTY	2,117,221	113,114	2,230,335	YES
PIPESTONE COUNTY	592,780	11,276	604,056	YES
POLK COUNTY	3,282,790	4,998	3,287,788	YES
POPE COUNTY	1,340,176	89,028	1,429,204	YES
RAMSEY COUNTY	1,213,406	41,138,316	379,345	42,731,067	YES
RED LAKE COUNTY	361,758	361,758	YES
REDWOOD COUNTY	1,056,761	10,000	1,066,761	YES
RENVILLE COUNTY	34,701	1,678,214	17,022	1,729,937	YES
RICE COUNTY	930,084	2,659,646	3,589,730	YES
ROCK COUNTY	564,303	564,303	YES
ROSEAU COUNTY	769,805	769,805	YES
SCOTT COUNTY	3,521,109	217,330	3,738,439	YES
SHERBURNE COUNTY	2,419,027	3,000	2,422,027	YES
SIBLEY COUNTY	26,907	768,517	795,424	YES
ST LOUIS COUNTY	3,476,356	20,787,477	156,909	24,420,742	YES
STEARNS COUNTY	32,686	7,787,955	34,072	7,854,713	YES
STEELE COUNTY	1,516,575	11,881	1,528,456	YES
STEVENS COUNTY	32,511	438,050	470,561	YES
SWIFT COUNTY	27,430	789,755	817,185	YES
TODD COUNTY	21,946	2,301,692	168,027	2,491,665	YES
TRAVERSE COUNTY	455,458	5,196	460,654	YES
WABASHA COUNTY	27,271	916,498	943,769	YES
WADENA COUNTY	1,259,999	62,639	1,322,638	YES
WASECA COUNTY	25,000	1,006,192	1,031,192	YES
WASHINGTON COUNTY	77,787	6,376,951	6,454,738	YES
WATONWAN COUNTY	27,849	1,066,311	1,094,160	YES
WILKIN COUNTY	27,451	641,893	15,946	685,290	YES
WINONA COUNTY	2,756,367	2,756,367	YES
WRIGHT COUNTY	51,681	4,594,633	32,400	4,678,714	YES
YELLOW MEDICINE COUNTY	6,999	807,268	814,267	YES
TOTAL	19,427,147	350,471,630	2,408,789	372,307,566	

STATE OF MINNESOTA
OFFICE OF THE STATE AUDITOR
STATEWIDE SINGLE AUDIT
SUMMARY OF FEDERAL GRANT REVENUE BY ENTITY
FOR THE YEAR ENDED JUNE 30, 1997

ENTITY TYPE NAME OF ENTITY	DIRECT FEDERAL	----- PASS THROUGH -----		TOTAL	AUDIT REPORT ACCEPTABLE
		STATE	OTHER AGENCY		
HOUSING AND REDEVELOPMENT AUTHORITIES					
DOUGLAS COUNTY HRA	Failed to report in compliance with MN Statutes				
RED WING HRA	Failed to report in compliance with MN Statutes				
SWIFT COUNTY HRA	Failed to report in compliance with MN Statutes				
TOTAL	
LIBRARIES					
ARROWHEAD LIBRARY SYSTEM	145,648	145,648	YES
EAST CENTRAL REGIONAL LIBRARY	69,152	69,152	YES
GREAT RIVER REGIONAL LIBRARY	117,497	117,497	YES
KITCHIGAMI REGIONAL LIBRARY	58,516	58,516	YES
LAKE AGASSIZ REGIONAL LIBRARY	60,435	60,435	YES
METROPOLITAN LIBRARY SERVICE AGENCY	556,163	556,163	YES
NORTHWEST REGIONAL LIBRARY	32,286	32,286	YES
PIONEERLAND LIBRARY SYSTEM	58,971	58,971	YES
TRAVERSE DES SIOUX LIBRARY SYSTEM	69,155	69,155	YES
VIKING LIBRARY SYSTEM	41,911	41,911	YES
TOTAL	1,209,734	1,209,734	
NONPROFIT AGENCIES					
A CHILDS DELIGHT INC	Report not received in time for this publication				
ADULTS & CHILDRENS ALLIANCE INC	Report not received in time for this publication				
AFRICAN AMERICAN FAMILY SERVICES	Report not received in time for this publication				
AFSCE COUNCIL 6	Report not received in time for this publication				
ALBERT LEA COMMUNITY CHILD CENTER	Report not received in time for this publication				
ALLINA HEALTH SYSTEMS	180,455	185,689	116,969	483,113	YES
AMER INDIAN HEALTH CLINIC	Report not received in time for this publication				
AMERICAN LUNG ASSN OF MN	Report not received in time for this publication				
AMHERST WILDER FOUNDATION	1,628,140	2,857,798	4,485,938	YES
ANOKA COUNTY COMM ACTION PROG INC	1,508,359	1,727,078	718,317	3,953,754	YES
ARROWHEAD CNTR INC	Report not received in time for this publication				
ARROWHEAD ECON OPPORTUNITY AGENCY	1,412,557	4,335,598	4,010,398	9,758,553	YES
ASSN OF NONSMOKERS OF MN	Report not received in time for this publication				
BELTRAMI ELECTRIC COOP	73,725	73,725	YES
BEMIDJI STATE UNIVERSITY	Report not received in time for this publication				
BETHANY CRISIS CENTER	Report not received in time for this publication				
BI-COUNTY COMM ACTION COUNCIL	1,524,235	2,085,843	3,610,078	YES
BOY SCOUTS OF AMER-EVELETH DISTRICT	Report not received in time for this publication				
BOYS CLUB OF MPLS INC	Report not received in time for this publication				
BUSH MEMORIAL CHILDREN CENTER	Report not received in time for this publication				
CATHOLIC CHARITIES -ST PAUL MPLS	143,921	377,311	821,700	1,342,932	YES
CENTRAL MN COUNCIL ON AGING	Report not received in time for this publication				
CENTRE FOR ASIANS/PACIFIC ISLANDERS	Report not received in time for this publication				

STATE OF MINNESOTA
OFFICE OF THE STATE AUDITOR
STATEWIDE SINGLE AUDIT
SUMMARY OF FEDERAL GRANT REVENUE BY ENTITY
FOR THE YEAR ENDED JUNE 30, 1997

ENTITY TYPE NAME OF ENTITY	DIRECT FEDERAL	----- PASS THROUGH -----		TOTAL	AUDIT REPORT ACCEPTABLE
		STATE	OTHER AGENCY		
NONPROFIT AGENCIES					
CHANNEL ONE INC	1,860	473,611	475,471	YES
CHEMICAL HEALTH ADVISORY	Report not received in time for this publication				
CHICANO LATINOS UNIDOS EN SERVICIO	Report not received in time for this publication				
CHILD CARE AND NUTRITION INC	Report not received in time for this publication				
CHILD CARE CHOICES INC	Report not received in time for this publication				
CHILD CARE RESOURCES & REFERRAL INC	983,847	4,220,680	32,330	5,236,857	YES
CHILDREN ARE PEOPLE	Report not received in time for this publication				
CHILDREN'S ADVOCATE PROG OF MANKATO	2,876,838	2,876,838	YES
CHILDREN'S HOME SOCIETY OF MN	Report not received in time for this publication				
CHILDRENS HEALTH CARE-MPLS	Report not received in time for this publication				
CHILDRENS SAFETY CENTER	Report not received in time for this publication				
CLAY-WILKIN OPPORTUNITY COUNCIL	1,135,858	193,342	10,681	1,339,881	YES
CLIMB THEATRE CO INC	Report not received in time for this publication				
COMM ACTION FOR SUBURBAN HENNEPIN	Report not received in time for this publication				
COMMUNITY ACTION COUNCIL	Report not received in time for this publication				
COMPLETE MOBILITY SYSTEMS	Report not received in time for this publication				
CORNERSTONE ADVOCACY SERVICE	Report not received in time for this publication				
CORRECTIONAL EDUCATION ASSN	Report not received in time for this publication				
COUNCIL ON DOMESTIC VIOLENCE REG 4	Report not received in time for this publication				
COURAGE CENTER	129,341	129,341	YES
CREATE INC	Report not received in time for this publication				
DAKOTA AREA REFERRAL	Report not received in time for this publication				
DAKOTA COUNTY COMM ACTION COUNCIL	Report not received in time for this publication				
DANA CORP	Report not received in time for this publication				
DEAF	Report not received in time for this publication				
DISTRIBUTIVE EDUCATION	Report not received in time for this publication				
DODGE-FILLMORE-OLMSTED	Report not received in time for this publication				
DUCKS UNLIMITED	Report not received in time for this publication				
DULUTH COMM ACTION PROG INC	514,542	504,422	1,018,964	YES
EASTSIDE NEIGHBORHOOD SER NUR SCHL	Report not received in time for this publication				
EDEN PROGRAMS	Report not received in time for this publication				
ELLOIT PARK NEIGHBORHOOD, INC	17,335	16,179	33,514	YES
EMPLOYERS ASSN-CAREER MGMT	Report not received in time for this publication				
EMPLOYMENT ACTION CNTR	Report not received in time for this publication				
EPISCOPAL C S-ARCHDEACON GILFILLAN	48,458	48,458	YES
EQUAYSAYWAY INC	Report not received in time for this publication				
ETHIOPAINS IN MN INC	Report not received in time for this publication				
FACE TO FACE HEALTH SERVICE	159,624	62,303	221,927	YES
FAIRVIEW RIVERSIDE MEDICAL CENTER	Report not received in time for this publication				
FAMILY & CHILDREN SERVICES	Report not received in time for this publication				
FAMILY VIOLENCE NETWORK	Report not received in time for this publication				
FARGO MOORHEAD METRO CNCL OF GVRMNT	Report not received in time for this publication				

STATE OF MINNESOTA
OFFICE OF THE STATE AUDITOR
STATEWIDE SINGLE AUDIT
SUMMARY OF FEDERAL GRANT REVENUE BY ENTITY
FOR THE YEAR ENDED JUNE 30, 1997

ENTITY TYPE NAME OF ENTITY	DIRECT FEDERAL	----- PASS THROUGH -----		TOTAL	AUDIT REPORT ACCEPTABLE
		STATE	OTHER AGENCY		
NONPROFIT AGENCIES					
FIRST CALL FOR HELP	Report not received in time for this publication				
FIRST WITNESS CHILD ABUSE	Report not received in time for this publication				
FOUNDATION HEALTH CARE	Report not received in time for this publication				
FRAZER COMM SERV	Report not received in time for this publication				
FREDRICKSON & ASSOCIATES	Report not received in time for this publication				
FUTURE FARMERS OF AMERICA	Report not received in time for this publication				
FUTURE LEADERS OF AMERICA	Report not received in time for this publication				
GAY AND LESBIAN COMM ACTION COUNCIL	Report not received in time for this publication				
GILLETTE CHILDRENS HOSPITAL	Report not received in time for this publication				
GRAND PORTAGE HEALTH SERVICES	Report not received in time for this publication				
GREATER MPLS DAY CARE ASSOCIATION	Report not received in time for this publication				
GROUP HEALTH FOUNDATION	Report not received in time for this publication				
GUSTAVUS ADOLPHUS COOLEGE	Report not received in time for this publication				
HAMLIN UNIVERSITY	Report not received in time for this publication				
HEALTH FUTURES INST	Report not received in time for this publication				
HEALTH START	Report not received in time for this publication				
HEARTLAND COMMUNITY ACTION AGENCY	1,082,637	2,002,393	1,755,304	4,840,334	YES
HIRED	159,601	1,378,429	1,538,030	YES
HISPANOS EN MINNESOTA	Report not received in time for this publication				
HMONG AMERICAN PARTNERSHIP	Report not received in time for this publication				
HOLOS FOUNDATION	Report not received in time for this publication				
HUMAN DEVELOPMENT CNTR	Report not received in time for this publication				
IMMANUAL ST JOSEPHS HOSP	Report not received in time for this publication				
INDIAN CHILD WELFARE	Report not received in time for this publication				
INDUSTRIES INC	54,137	54,137	YES
INSTITUTE FOR BLACK CHEMICAL ABUSE	Report not received in time for this publication				
INSTITUTE FOR EDUCATION AND ADVANCE	Report not received in time for this publication				
INTER-COUNTY COMMUNITY COUNCIL	639,845	1,130,040	242,861	2,012,746	YES
INTERCULTURAL MUTUAL ASSIST ASSN	Report not received in time for this publication				
INTERNATIONAL INSTITUTE-MINNESOTA	Report not received in time for this publication				
JEWISH VOC SERVICES	Report not received in time for this publication				
JUEL FAIRBANKS CHEMICAL DEP SER INC	Report not received in time for this publication				
KIDDY KAROUSEL NURSERY & DAY CARE C	Report not received in time for this publication				
KINDER CARE LEARNING	Report not received in time for this publication				
KOOTASCA COMM ACT CNCL	1,402,746	2,726,703	258,736	4,388,185	YES
LA CRECHE EARLY CHILDHOOD	Report not received in time for this publication				
LAKES & PINES COMM ACT COUNCIL	1,383,623	3,166,301	4,549,924	YES
LAKES CRISIS CENTER	Report not received in time for this publication				
LAO FAMILY COMMUNITY OF MN INC	Report not received in time for this publication				
LEAGUE OF MN CITIES	Report not received in time for this publication				
LEAGUE OF WOMEN VOTERS	Report not received in time for this publication				
LEO A HOFFMAN CENTER	65,051	65,051	YES

STATE OF MINNESOTA
OFFICE OF THE STATE AUDITOR
STATEWIDE SINGLE AUDIT
SUMMARY OF FEDERAL GRANT REVENUE BY ENTITY
FOR THE YEAR ENDED JUNE 30, 1997

ENTITY TYPE NAME OF ENTITY	DIRECT FEDERAL	----- PASS THROUGH -----		TOTAL	AUDIT REPORT ACCEPTABLE
		STATE	OTHER AGENCY		
NONPROFIT AGENCIES					
LOCAL 41 UAW	437,142	437,142	YES
LUTHERAN SOCIAL SERVICE OF MN	3,057,878	1,548,297	942,922	5,549,097	YES
MAHUBE COMMUNITY COUNCIL	1,099,176	1,909,493	3,008,669	YES
MANKATO AREA COALITION FOR THE HOME	Report not received in time for this publication				
MAYO CLINIC FOUNDATION	Report not received in time for this publication				
MEDICA	Report not received in time for this publication				
MELD	Report not received in time for this publication				
MENTAL HEALTH CONSUMER	Report not received in time for this publication				
METRO CENTER FOR INDEPENDENT LIVING	Report not received in time for this publication				
METRO HEALTH PLAN	Report not received in time for this publication				
METRO STATE UNIVERSITY	Report not received in time for this publication				
MIGRANT HEALTH SERVICES	1,151,541	141,257	38,468	1,331,266	YES
MN AIDS PROJECT	269,484	265,840	57,750	593,074	YES
MN ALLIANCE FOR HEALTH CARE	Report not received in time for this publication				
MN AMER INDIAN AIDS TASK FORCE	Report not received in time for this publication				
MN ASSN CHILDRENS MENTAL HEALTH	Report not received in time for this publication				
MN ASSN FOR EDUC OF YOUNG CHILDREN	Report not received in time for this publication				
MN CHILD CARE RESOURCE REFERRAL INC	Report not received in time for this publication				
MN CITIZENS CNCL ON CRIME & JUSTICE	Report not received in time for this publication				
MN COALITION FOR A SMOKEFREE SOC	Report not received in time for this publication				
MN COALITION FOR HOMELESS	46,140	46,140	YES
MN FOODBANK NETWORK	Report not received in time for this publication				
MN HOUSING PARTNERSHIP	Report not received in time for this publication				
MN INDIAN PRIMARY RESIDENTIAL TREAT	254,200	254,200	YES
MN INDIAN WOMEN'S RESOURCE	Report not received in time for this publication				
MN INSTITUTE FOR COMM HEALTH	Report not received in time for this publication				
MN INSTITUTE OF PUBLIC HEALTH	685,574	765,610	1,451,184	YES
MN LICENSED FAMILY CHILD CARE ASSN	4,063,224	4,063,224	YES
MN PROJECT INNOVATION	Report not received in time for this publication				
MN RURAL HEALTH COOP	Report not received in time for this publication				
MN TEAMSTERS BUREAU	2,622,048	2,622,048	YES
MN VALLEY ACTION COUNCIL	1,829,323	5,905,472	1,235,308	8,970,103	YES
MODEL CITIES FAMILY DEV CTR	Report not received in time for this publication				
MPLS COMM ACTION AGENCY	9,917,103	9,917,103	YES
MPLS CRISIS NURSERY	Report not received in time for this publication				
MPLS INDIAN BOARD	Report not received in time for this publication				
MPLS MED RESEARCH FOUNDATION	Report not received in time for this publication				
MPLS URBAN LEAGUE	Report not received in time for this publication				
MPLS YOUTH DIVERSION PROGRAM	Report not received in time for this publication				
MULTI RESOURCE CENTERS INC	Report not received in time for this publication				
NAEVE HEALTH CARE ASSOCIATION	Report not received in time for this publication				
NAY AN SHING SCHOOL	Report not received in time for this publication				

STATE OF MINNESOTA
OFFICE OF THE STATE AUDITOR
STATEWIDE SINGLE AUDIT
SUMMARY OF FEDERAL GRANT REVENUE BY ENTITY
FOR THE YEAR ENDED JUNE 30, 1997

ENTITY TYPE NAME OF ENTITY	DIRECT FEDERAL	----- PASS THROUGH -----		TOTAL	AUDIT REPORT ACCEPTABLE
		STATE	OTHER AGENCY		
NONPROFIT AGENCIES					
NEIGHBORHOOD HOUSE ASSN	Report not received in time for this publication				
NEW HORIZON ENTERPRISE INC	Report not received in time for this publication				
NEW VISION SCHOOL INC	Report not received in time for this publication				
NOBLES COOP ELECTRIC	982,715	982,715	YES
NORTH HOMES INC	Report not received in time for this publication				
NORTH SHELTERS	Report not received in time for this publication				
NORTHSIDE CHILD DEVELOPMENT CENTER	Report not received in time for this publication				
NORTHSIDE RESIDENTS REDEV CNCL	Report not received in time for this publication				
NORTHSTAR DAY CARE CENTER	Report not received in time for this publication				
NORTHWOOD CHILD HOME SOCIETY	Report not received in time for this publication				
NORTHWOODS COALITION-BATTERED WOMEN	Report not received in time for this publication				
NW COMM ACTION INC	761,654	738,260	5,505	1,505,419	YES
NW MENTAL HEALTH CENTER INC	Report not received in time for this publication				
NW PRIVATE INDUSTRY COUNCIL	Report not received in time for this publication				
OPTION INTERSTATE INDEP LIVING	Report not received in time for this publication				
OTTERTAIL-WADENA COMM ACT CNCL	862,024	1,025,831	1,887,855	YES
PACER CENTER	1,450,799	242,679	269,560	1,963,038	YES
PARENTING RESOURCE CENTER	Report not received in time for this publication				
PARENTS ANONYMOUS OF MN	Report not received in time for this publication				
PARENTS IN COMMUNITY ACTION INC	7,280,610	525,162	201,133	8,006,905	YES
PARK AVENUE CENTER	Report not received in time for this publication				
PATHWAYS INC	Report not received in time for this publication				
PAYNE PHALEN	Report not received in time for this publication				
PEOPLES COOP POWER ASSOC	Report not received in time for this publication				
PERSPECTIVES INC	93,654	338,352	432,006	YES
PHILLIPS COMM INITIATIVES	Report not received in time for this publication				
PHYLLIS WHEATLEY COMM CENTER INC	Report not received in time for this publication				
PILLSBURY UNITED NEIGHBORHOOD SRVS	Report not received in time for this publication				
PINNACLE PROGRAMS INC	Report not received in time for this publication				
PORT GROUP HOME	Report not received in time for this publication				
PRAIRIE FIVE COMM ACT CNL	852,748	1,601,533	288,733	2,743,014	YES
PRIME PROVIDERS INC	Report not received in time for this publication				
PRIVATE INDUSTRY COUNCIL FIVE	Report not received in time for this publication				
PROVIDERS CHOICE INC	25,253,369	25,253,369	YES
QUALITY HEALTH ALLIANCE	Report not received in time for this publication				
RAMSEY ACTION PROGRAMS	Report not received in time for this publication				
RANGE MENTAL HEALTH CENTER INC	Report not received in time for this publication				
RAPE AND ABUSE CRISIS CENTER	1,247	28,347	99,146	128,740	YES
REACH-UP INCORPORATED	1,440,533	50,454	1,490,987	YES
RED LAKE COMP HEALTH SERVICES	Report not received in time for this publication				
RED WING COALITION FOR THE HOMELESS	Report not received in time for this publication				
RESOURCE INC	672,965	174,103	2,083,508	2,930,576	YES

STATE OF MINNESOTA
OFFICE OF THE STATE AUDITOR
STATEWIDE SINGLE AUDIT
SUMMARY OF FEDERAL GRANT REVENUE BY ENTITY
FOR THE YEAR ENDED JUNE 30, 1997

ENTITY TYPE NAME OF ENTITY	DIRECT FEDERAL	----- PASS THROUGH -----		TOTAL	AUDIT REPORT ACCEPTABLE
		STATE	OTHER AGENCY		
NONPROFIT AGENCIES					
RESOURCES FOR CHILD CARING INC	Report not received in time for this publication				
RICHFIELD COMM CHILD CARE CENTER	Report not received in time for this publication				
RISE INC	595,234	44,275	639,509	YES
RUM RIVER HEALTH SERVICES	Report not received in time for this publication				
RURAL ENTERPRISE ACCEPTABLE LIVING	283,567	283,567	YES
RURAL MN CEP INC	5,004,459	2,780,211	7,784,670	YES
SABATHANI COMM CENTER INC	Report not received in time for this publication				
SALVATION ARMY, MPLS	Report not received in time for this publication				
SANDCASTLE CHILDCARE	Report not received in time for this publication				
SAVE OUR SONS	Report not received in time for this publication				
SCOPE RESOURCES CENTER INC	Report not received in time for this publication				
SE MN AREA AGY ON AGING	Report not received in time for this publication				
SE MN CTR FOR INDEPENDENT LIVING	193,515	3,680	197,195	YES
SE MN INITIATIVE FUND	Report not received in time for this publication				
SE MN PRIVATE INDUSTRY COUNCIL	1,284,392	1,284,392	YES
SECOND HARVEST FOOD BANK OF MPLS	1,019,168	9,000	1,028,168	YES
SEMCAC INC	1,276,841	3,117,593	799,203	5,193,637	YES
SENIOR CHEMICAL DEPENDENCY	Report not received in time for this publication				
SENIOR OUTREACH SERVICES	Report not received in time for this publication				
SENIORS COMMUNITY SERVICES	Report not received in time for this publication				
SEWARD NEIGHBORHOOD GROUP	Report not received in time for this publication				
SEXUAL ASSAULT PROG-NO ST LOUIS CO	Report not received in time for this publication				
SEXUAL VIOLENCE CTR-HENNEPIN COUNTY	Report not received in time for this publication				
SHELTER AT OUR SAVIOR	Report not received in time for this publication				
SIMPSON TRANSITIONAL HOUSING	Report not received in time for this publication				
SISTER KENNY INSTITUTE	Report not received in time for this publication				
SOLGARD PUBLIC RELATIONS	Report not received in time for this publication				
SOUTH ANOKA CO COMM	Report not received in time for this publication				
SOUTH CENTRAL ELECTRIC ASSN	95,420	95,420	YES
SOUTH MN MUNICIPAL POWER AGENCY	171,049	171,049	YES
SOUTHSIDE CHILD CARE	Report not received in time for this publication				
ST DAVIDS SCH FOR CHILD & FAM DEV	Report not received in time for this publication				
ST GABRIELS HOSP	Report not received in time for this publication				
ST JAMES HOME OF DULUTH INC	Report not received in time for this publication				
ST JOSEPHS HOME FOR CHILDREN	Report not received in time for this publication				
ST MARYS REGIONAL HEALTH CTR	Report not received in time for this publication				
ST OLAF COLLEGE	Report not received in time for this publication				
ST PAUL FAMNILY LEARNING CTR	Report not received in time for this publication				
ST PAUL RAMSEY MED CENTER	Report not received in time for this publication				
ST PAUL REHAB CENTER	215,178	620,937	1,333,883	2,169,998	YES
ST SCHOLASTICA COLLEGE	Report not received in time for this publication				
ST THOMAS COLLEGE	Report not received in time for this publication				

STATE OF MINNESOTA
OFFICE OF THE STATE AUDITOR
STATEWIDE SINGLE AUDIT
SUMMARY OF FEDERAL GRANT REVENUE BY ENTITY
FOR THE YEAR ENDED JUNE 30, 1997

ENTITY TYPE NAME OF ENTITY	DIRECT FEDERAL	----- PASS THROUGH -----		TOTAL	AUDIT REPORT ACCEPTABLE
		STATE	OTHER AGENCY		
NONPROFIT AGENCIES					
STAFFORD CHEM DEP TREATMENT CENTER	Report not received in time for this publication				
STEELE WASECA ELECTRIC COOP	315,339	315,339	YES
STEVENS SQUARE COMM	Report not received in time for this publication				
SUGAR PLUM CHILDCARE & PRESCHOOL	Report not received in time for this publication				
SURVIVAL SKILLS INST INC	Report not received in time for this publication				
SUSTAINABLE RESOURCES CENTER	650,301	650,301	YES
SW CTR-INDEPENDENT LIVING	Report not received in time for this publication				
SW MN PIC	3,337,579	534,921	3,872,500	YES
THE CITY INC	Report not received in time for this publication				
THOMAS DALE BLOCK CLUBS	Report not received in time for this publication				
THREE RIVERS COMM ACT PROG	826,909	964,760	73,257	1,864,926	YES
TRAVERSE ELEC COOP INC	Report not received in time for this publication				
TRI-COUNTY ACTION PROGRAMS	2,434,298	224,958	2,659,256	YES
TRI-COUNTY COMM ACTION PROGRAM	Report not received in time for this publication				
TRI-VALLEY OPPORTUNITY COUNCIL INC	4,811,022	2,107,342	242,452	7,160,816	YES
TURNING POINT INC	Report not received in time for this publication				
TWIN CITY HOUSING	Report not received in time for this publication				
TWO OR MORE INC	Report not received in time for this publication				
TWO RIVERS ELEC COOP	Report not received in time for this publication				
UNITED CAMBODIAN ASSOC OF MN	Report not received in time for this publication				
UNITED SENIOR HEALTH COOP	Report not received in time for this publication				
UPPER MIDWEST AMERICAN INDIAN CTR	Report not received in time for this publication				
UPPER MISSISSIPPI MENTAL HEALTH CTR	Report not received in time for this publication				
URBAN COALITION	Report not received in time for this publication				
VIETNAMESE SOCIAL SERVICES OF MN	Report not received in time for this publication				
VIOLENCE INTERVENTION PROJECT	Report not received in time for this publication				
VOCATIONAL INDUSTRIAL CLUBS	Report not received in time for this publication				
WALKER ART CTR	Report not received in time for this publication				
WE WIN	Report not received in time for this publication				
WEST CENTRAL AREA AGENCY ON AGING	Report not received in time for this publication				
WEST CENTRAL MN COMM ACTION INC	Report not received in time for this publication				
WEST HENNEPIN HUMAN SERVICES	Report not received in time for this publication				
WESTERN COMMUNITY ACTION INC	856,645	1,584,645	827,726	3,269,016	YES
WHISPER INC	Report not received in time for this publication				
WOMEN'S SHELTER, ROCHESTER	Report not received in time for this publication				
WOMENS ASSN OF HMONG & LAO	Report not received in time for this publication				
WOMENS TRANSITIONAL HOUSING	Report not received in time for this publication				
WRIGHT COUNTY COMMUNITY ACTION INC	968,870	951,636	15,972	1,936,478	YES
Y RESOURCE CENTERS	Report not received in time for this publication				
YMCA-MPLS	Report not received in time for this publication				
YWCA-ST PAUL	161,830	135,134	75,108	372,072	YES
ZUMBRO VALLEY MENTAL HEALTH CTR INC	Report not received in time for this publication				
TOTAL	44,942,245	112,206,726	21,904,963	179,053,934	

STATE OF MINNESOTA
OFFICE OF THE STATE AUDITOR
STATEWIDE SINGLE AUDIT
SUMMARY OF FEDERAL GRANT REVENUE BY ENTITY
FOR THE YEAR ENDED JUNE 30, 1997

ENTITY TYPE NAME OF ENTITY	DIRECT FEDERAL	----- PASS THROUGH -----		TOTAL	AUDIT REPORT ACCEPTABLE
		STATE	OTHER AGENCY		
OTHER GOVERNMENTAL AGENCIES					
ARROWHEAD REGIONAL CORR BOARD	69,783	69,783	YES
BROWN-NICOLLET CHS	68,825	68,825	YES
CARLTON COOK LAKE ST LOUIS CO HL BD	944,449	944,449	YES
CENTRAL MINNESOTA MCIU	49,993	49,993	YES
CHISHOLM HIBBING AIRPORT COMMISSION	Failed to report in compliance with MN Statutes				
COORD ENFRMNT EFFORT VI TASK FORCE	120,342	120,342	YES
COTTONWOOD JACKSON CHS	107,592	107,592	YES
COUNTRYSIDE PUBLIC HEALTH SERVICE	313,918	313,918	YES
EVELETH VIRGINIA AIRPORT COMM	Failed to report in compliance with MN Statutes				
FARIB-MARTIN HSB	2,328,941	2,328,941	YES
INTER-COUNTY NURSING SERVICE	56,488	56,488	YES
KANABEC PINE CHS	178,007	178,007	YES
LINCOLN-LYON-MURRAY-PIPESTONE CHS	214,722	214,722	YES
MANKATO STATE UNIVERSITY	Report not received in time for this publication				
METRO AIRPORTS COMMISSION	29,891,312	29,891,312	YES
MID STATE CHS	141,041	141,041	YES
MIDDLE/SNAKE RIVER WATERSHED DIST	Failed to report in compliance with MN Statutes				
MPLS LIBRARY BOARD	4,376	26,330	826,062	856,768	YES
MPLS PUBLIC HOUSING AUTH	52,521,131	518,304	53,039,435	YES
MULTI-COUNTY BOARD OF HEALTH	211,073	17,416	228,489	YES
NARCOTIC ENFORCEMENT VI-TASK FORCE	85,500	85,500	YES
NE MN OFFICE OF JOB TRAINING	2,396,259	2,396,259	YES
NORTH COUNTRY CHS	369,782	369,782	YES
PHS OF GOODHUE AND WABASHA COUNTIES	262,575	262,575	YES
PRIOR LAKE SPRING LAKE WTRSHD DIST	Failed to report in compliance with MN Statutes				
QUIN COUNTY COMM HEALTH SERVICE	295,137	295,137	YES
RAINBOW RIDER	103,103	103,103	YES
REDWOOD COTTONWOOD RIVER CNTRL AREA	Failed to report in compliance with MN Statutes				
REGION VIII NORTH WELFARE BOARD	2,719,019	2,719,019	YES
ROCHESTER OLMSTED COUNCIL OF GOVTS	Report not received in time for this publication				
SE MN JTPA JOINT POWERS BOARD	Failed to report in compliance with MN Statutes				
SE MN NARCOTICS TASK FORCE	109,529	109,529	YES
STEARNS-BENTON EMPLOYMENT TRNG CNCL	Report not received in time for this publication				
STEVENS TRAVERSE PHNS	46,721	31,634	78,355	YES
TOWN OF ALMOND	Failed to report in compliance with MN Statutes				
TOWN OF ANGUS	Failed to report in compliance with MN Statutes				
TOWN OF BEAVER CREEK	Failed to report in compliance with MN Statutes				
TOWN OF DEER	Failed to report in compliance with MN Statutes				
TOWN OF HENDERSON	Failed to report in compliance with MN Statutes				
TOWN OF HEREIM	Failed to report in compliance with MN Statutes				
TOWN OF JADIS	Failed to report in compliance with MN Statutes				
TOWN OF KEENE	Failed to report in compliance with MN Statutes				

STATE OF MINNESOTA
OFFICE OF THE STATE AUDITOR
STATEWIDE SINGLE AUDIT
SUMMARY OF FEDERAL GRANT REVENUE BY ENTITY
FOR THE YEAR ENDED JUNE 30, 1997

ENTITY TYPE NAME OF ENTITY	DIRECT FEDERAL	----- PASS THROUGH -----		TOTAL	AUDIT REPORT ACCEPTABLE
		STATE	OTHER AGENCY		
OTHER GOVERNMENTAL AGENCIES					
TOWN OF LUCAS	Failed to report in compliance with MN Statutes				
TOWN OF MOOSE	Failed to report in compliance with MN Statutes				
TOWN OF SALO	Failed to report in compliance with MN Statutes				
TOWN OF SKAAGEN	Failed to report in compliance with MN Statutes				
TOWN OF SOUTH BEND	Failed to report in compliance with MN Statutes				
TOWN OF SWEDES FORREST	Failed to report in compliance with MN Statutes				
TRI COUNTY COMM CORRECTIONS	63,743	67,995	131,738	YES
UNIVERSITY OF MINNESOTA	Report not received in time for this publication				
TOTAL	<u>97,531,495</u>	<u>153,328,674</u>	<u>23,354,867</u>	<u>274,215,036</u>	
REGIONAL DEVELOPMENT COMMISSIONS					
ARROWHEAD REG DEVELOP COMM	1,394,754	1,107,044	2,501,798	YES
EAST CENTRAL REG DEVELOP COMM	56,407	516,026	572,433	YES
HEADWATERS REG DEVELOP COMM	Report not received in time for this publication				
METROPOLITAN COUNCIL	31,637,734	2,153,781	33,791,515	YES
MID-MINNESOTA DEVELOPMENT COMM	Report not received in time for this publication				
NW REG DEVELOP COMM	475,417	526,901	1,002,318	YES
REGION 5 DEVELOP COMM	Report not received in time for this publication				
REGION NINE DEVELOPMENT COMMISSION	Report not received in time for this publication				
SW REG DEVELOP COMM	2,294,429	2,172,196	4,466,625	YES
UPPER MN VALLEY REG DEVELOP COMM	<u>1,342,513</u>	<u>542,677</u>	<u>....</u>	<u>1,885,190</u>	YES
TOTAL	<u>37,201,254</u>	<u>7,018,625</u>	<u>....</u>	<u>44,219,879</u>	
SCHOOLS AND RELATED AGENCIES					
AGASSIZ VALLEY ED TECH COOP	Failed to report in compliance with MN Statutes				
AREA SPEC ED COOP	432,328	432,328	YES
ARROWHEAD REG COMPUTER CONSORT	Failed to report in compliance with MN Statutes				
BEMIDJI INTERDISTRICT COUNCIL	761,013	761,013	YES
BENTON-STEARNES EDUCATION DISTRICT	716,217	42,894	759,111	YES
BLUFFVIEW MONTESSORI	Failed to report in compliance with MN Statutes				
CAMDEN/BUFFALO RIDGE ED DIST	Failed to report in compliance with MN Statutes				
CANNON VALLEY EDUCATION DISTRICT	Failed to report in compliance with MN Statutes				
CARVER-SCOTT EDUCATIONAL COOP	64,523	938,443	72,315	1,075,281	YES
CEDAR RIVER EDUCATION DISTRICT	Failed to report in compliance with MN Statutes				
CEDAR RIVERSIDE	Failed to report in compliance with MN Statutes				
CENTRAL MN ED TELECOM SYS	Failed to report in compliance with MN Statutes				
COMMON SCHOOL DIST 815-PRINSBURG	Failed to report in compliance with MN Statutes				
COMMUNITY OF PEACE ACADEMY	Failed to report in compliance with MN Statutes				
DAKOTA OPEN SCHOOL	Failed to report in compliance with MN Statutes				
DES MOINES RIVER VALLEY ED DISTRICT	Failed to report in compliance with MN Statutes				
DES MOINES RIVER VALLEY TELECOMM	Failed to report in compliance with MN Statutes				
EMILY CHARTER SCHOOL	Failed to report in compliance with MN Statutes				

STATE OF MINNESOTA
OFFICE OF THE STATE AUDITOR
STATEWIDE SINGLE AUDIT
SUMMARY OF FEDERAL GRANT REVENUE BY ENTITY
FOR THE YEAR ENDED JUNE 30, 1997

ENTITY TYPE NAME OF ENTITY	DIRECT FEDERAL	----- PASS THROUGH -----		TOTAL	AUDIT REPORT ACCEPTABLE
		STATE	OTHER AGENCY		
SCHOOLS AND RELATED AGENCIES					
ESV REG 4	Failed to report in compliance with MN Statutes				
FERGUS FALLS SPEC ED COOP	462,965	462,965	YES
FREEBORN COUNTY EDUCATION DISTRICT	Failed to report in compliance with MN Statutes				
FRESHWATER EDUCATION DISTRICT	560,888	560,888	YES
HEAD OF THE LAKES EDUCATION DIST	Failed to report in compliance with MN Statutes				
HIAWATHA VALLEY EDUCATION DISTRICT	982,467	982,467	YES
INTERMEDIATE SCHOOL DISTRICT 287	201,412	506,898	708,310	YES
ISD 0001 AITKIN	398,541	398,541	YES
ISD 0004 MCGREGOR	27,986	283,139	311,125	YES
ISD 0011 ANOKA-HENNEPIN	7,404,657	69,926	7,474,583	YES
ISD 0012 CENTENNIAL	11,633	864,620	19,903	896,156	YES
ISD 0013 COLUMBIA HEIGHTS	1,031,273	1,031,273	YES
ISD 0014 FRIDLEY	38,980	757,048	796,028	YES
ISD 0015 ST FRANCIS	1,092,325	8,934	1,101,259	YES
ISD 0016 SPRING LAKE PARK	929,915	929,915	YES
ISD 0022 DETROIT LAKES	41,044	1,008,129	1,049,173	YES
ISD 0023 FRAZEE	11,883	480,237	492,120	YES
ISD 0031 BEMIDJI	167,608	3,001,428	68,817	3,237,853	YES
ISD 0032 BLACKDUCK	19,536	318,637	1,894	340,067	YES
ISD 0038 RED LAKE	3,100,924	928,010	5,442	4,034,376	YES
ISD 0047 SAUK RAPIDS	552,829	171,613	724,442	YES
ISD 0051 FOLEY	427,648	35,142	462,790	YES
ISD 0077 MANKATO	1,885,640	1,885,640	YES
ISD 0081 COMFREY	Failed to report in compliance with MN Statutes				
ISD 0088 NEW ULM	449,152	19,799	468,951	YES
ISD 0094 CLOQUET	188,673	1,471,622	57,814	1,718,109	YES
ISD 0112 CHASKA	Failed to report in compliance with MN Statutes				
ISD 0113 WALKER-AKELEY	126,968	380,862	750	508,580	YES
ISD 0115 CASS LAKE	408,406	667,817	100,510	1,176,733	YES
ISD 0116 PILLAGER	Failed to report in compliance with MN Statutes				
ISD 0118 REMER	256,151	359,700	615,851	YES
ISD 0129 MONTEVIDEO	778,811	18,508	797,319	YES
ISD 0138 NORTH BRANCH	546,282	546,282	YES
ISD 0152 MOORHEAD	33,080	2,264,113	2,297,193	YES
ISD 0162 BAGLEY	93,285	868,186	961,471	YES
ISD 0166 COOK COUNTY	66,871	107,050	217,011	390,932	YES
ISD 0177 WINDOM	311,921	311,921	YES
ISD 0181 BRAINERD	2,864,454	2,864,454	YES
ISD 0182 CROSBY	521,985	521,985	YES
ISD 0191 BURNSVILLE	4,000	1,963,392	4,332	1,971,724	YES
ISD 0192 FARMINGTON	618,259	618,259	YES
ISD 0194 LAKEVILLE	946,948	99	947,047	YES

STATE OF MINNESOTA
OFFICE OF THE STATE AUDITOR
STATEWIDE SINGLE AUDIT
SUMMARY OF FEDERAL GRANT REVENUE BY ENTITY
FOR THE YEAR ENDED JUNE 30, 1997

ENTITY TYPE NAME OF ENTITY	DIRECT FEDERAL	----- PASS THROUGH -----		TOTAL	AUDIT REPORT ACCEPTABLE
		STATE	OTHER AGENCY		
SCHOOLS AND RELATED AGENCIES					
ISD 0196 ROSEMOUNT	12,252	3,618,415	3,630,667	YES
ISD 0197 WEST ST PAUL	962,434	962,434	YES
ISD 0199 INVER GROVE HEIGHTS	1,094,406	1,094,406	YES
ISD 0200 HASTINGS	889,149	889,149	YES
ISD 0203 HAYFIELD	Failed to report in compliance with MN Statutes				
ISD 0206 ALEXANDRIA	1,335,646	1,335,646	YES
ISD 0241 ALBERT LEA	94,120	1,153,792	1,247,912	YES
ISD 0252 CANNON FALLS	Failed to report in compliance with MN Statutes				
ISD 0256 RED WING	12,940	714,440	727,380	YES
ISD 0270 HOPKINS	1,326,171	21,705	1,347,876	YES
ISD 0271 BLOOMINGTON	44,310	2,983,020	3,027,330	YES
ISD 0272 EDEN PRAIRIE	1,024,192	15,260	1,039,452	YES
ISD 0273 EDINA	Failed to report in compliance with MN Statutes				
ISD 0276 MINNETONKA	894,305	17,664	911,969	YES
ISD 0277 WESTONKA	583,646	583,646	YES
ISD 0279 OSSEO	18,378	3,863,623	3,882,001	YES
ISD 0280 RICHFIELD	Failed to report in compliance with MN Statutes				
ISD 0281 ROBBINSDALE	Failed to report in compliance with MN Statutes				
ISD 0282 ST ANTHONY-NEW BRIGHTON	Failed to report in compliance with MN Statutes				
ISD 0283 ST LOUIS PARK	1,040,845	11,630	1,052,475	YES
ISD 0284 WAYZATA	940,657	940,657	YES
ISD 0286 BROOKLYN CENTER	457,340	457,340	YES
ISD 0309 PARK RAPIDS	18,396	648,276	666,672	YES
ISD 0316 COLERAINE	21,157	494,201	515,358	YES
ISD 0317 DEER RIVER	275,819	505,642	781,461	YES
ISD 0318 GRAND RAPIDS	192,518	1,828,542	157,976	2,179,036	YES
ISD 0332 MORA	Failed to report in compliance with MN Statutes				
ISD 0345 NEW LONDON-SPICER	313,444	48,588	362,032	YES
ISD 0347 WILLMAR	1,271,612	192,813	1,464,425	YES
ISD 0361 INTERNATIONAL FALLS	13,677	625,581	639,258	YES
ISD 0381 LAKE SUPERIOR	Failed to report in compliance with MN Statutes				
ISD 0413 MARSHALL	575,494	575,494	YES
ISD 0423 HUTCHINSON	406,513	406,513	YES
ISD 0424 LESTER PRAIRIE	Failed to report in compliance with MN Statutes				
ISD 0432 MAHNOMEN	448,061	458,000	906,061	YES
ISD 0435 WAUBUN	309,710	379,014	11,480	700,204	YES
ISD 0465 LITCHFIELD	11,097	398,490	409,587	YES
ISD 0466 DASSEL-COKATO	403,218	12,595	415,813	YES
ISD 0477 PRINCETON	511,722	116,951	628,673	YES
ISD 0480 ONAMIA	105,011	386,521	491,532	YES
ISD 0482 LITTLE FALLS	1,005,759	1,005,759	YES
ISD 0484 PIERZ	462,028	462,028	YES

STATE OF MINNESOTA
OFFICE OF THE STATE AUDITOR
STATEWIDE SINGLE AUDIT
SUMMARY OF FEDERAL GRANT REVENUE BY ENTITY
FOR THE YEAR ENDED JUNE 30, 1997

ENTITY TYPE NAME OF ENTITY	DIRECT FEDERAL	----- PASS THROUGH -----		TOTAL	AUDIT REPORT ACCEPTABLE
		STATE	OTHER AGENCY		
SCHOOLS AND RELATED AGENCIES					
ISD 0487 UPSALA	Failed to report in compliance with MN Statutes				
ISD 0492 AUSTIN	1,314,526	1,314,526	YES
ISD 0500 SOUTHLAND	Failed to report in compliance with MN Statutes				
ISD 0508 ST PETER	369,077	369,077	YES
ISD 0518 WORTHINGTON	745,273	745,273	YES
ISD 0535 ROCHESTER	3,369	3,530,908	3,534,277	YES
ISD 0544 FERGUS FALLS	682,102	682,102	YES
ISD 0549 PERHAM	514,701	514,701	YES
ISD 0564 THIEF RIVER FALLS	5,268	686,529	691,797	YES
ISD 0577 WILLOW RIVER	Failed to report in compliance with MN Statutes				
ISD 0578 PINE CITY	Failed to report in compliance with MN Statutes				
ISD 0593 CROOKSTON	5,968	609,857	35,592	651,417	YES
ISD 0595 EAST GRAND FORKS	17,528	1,128,988	36,694	1,183,210	YES
ISD 0621 MOUNDS VIEW	66,737	2,481,538	63,200	2,611,475	YES
ISD 0622 NORTH ST PAUL-MAPLEWOOD	2,496,982	31,049	2,528,031	YES
ISD 0623 ROSEVILLE	1,323,682	11,793	1,335,475	YES
ISD 0624 WHITE BEAR LAKE	1,540,166	33,363	1,573,529	YES
ISD 0625 ST PAUL	2,089,058	23,989,629	1,488,610	27,567,297	YES
ISD 0656 FARIBAULT	1,272,627	1,272,627	YES
ISD 0659 NORTHFIELD	478,987	478,987	YES
ISD 0682 ROSEAU	311,748	311,748	YES
ISD 0690 WARROAD	20,828	447,864	468,692	YES
ISD 0700 HERMANTOWN	119,006	245,986	7,411	372,403	YES
ISD 0701 HIBBING	13,724	863,127	2,543	879,394	YES
ISD 0704 PROCTOR	450,050	5,151	455,201	YES
ISD 0706 VIRGINIA	7,841	1,134,302	1,142,143	YES
ISD 0707 NETT LAKE	221,036	92,369	24,822	338,227	YES
ISD 0709 DULUTH	1,333,785	5,343,002	6,676,787	YES
ISD 0719 PRIOR LAKE	6,494	675,373	681,867	YES
ISD 0720 SHAKOPEE	11,027	351,894	185,716	548,637	YES
ISD 0728 ELK RIVER	1,032,463	1,032,463	YES
ISD 0738 HOLDINGFORD	97,916	247,339	345,255	YES
ISD 0740 MELROSE	384,656	11,809	396,465	YES
ISD 0741 PAYNESVILLE	313,331	313,331	YES
ISD 0742 ST CLOUD	4,945	3,373,310	3,378,255	YES
ISD 0743 SAUK CENTRE	344,567	16,094	360,661	YES
ISD 0745 ALBANY	350,165	350,165	YES
ISD 0748 SARTELL	233,835	85,370	319,205	YES
ISD 0750 COLD SPRING	7,369	398,036	38,812	444,217	YES
ISD 0761 OWATONNA	1,041,907	1,041,907	YES
ISD 0769 MORRIS	308,611	308,611	YES
ISD 0821 MENAHGA	354,851	1,021	355,872	YES

STATE OF MINNESOTA
OFFICE OF THE STATE AUDITOR
STATEWIDE SINGLE AUDIT
SUMMARY OF FEDERAL GRANT REVENUE BY ENTITY
FOR THE YEAR ENDED JUNE 30, 1997

ENTITY TYPE NAME OF ENTITY	DIRECT FEDERAL	----- PASS THROUGH -----		TOTAL	AUDIT REPORT ACCEPTABLE
		STATE	OTHER AGENCY		
SCHOOLS AND RELATED AGENCIES					
ISD 0829 WASECA	623,948	623,948	YES
ISD 0831 FOREST LAKE	1,535,274	15,948	1,551,222	YES
ISD 0833 SO WASHINGTON COUNTY	1,836,650	1,836,650	YES
ISD 0834 STILLWATER	3,000	1,167,844	12,723	1,183,567	YES
ISD 0840 ST JAMES	442,393	442,393	YES
ISD 0846 BRECKENRIDGE	635,796	635,796	YES
ISD 0861 WINONA	935,226	935,226	YES
ISD 0876 ANNANDALE	332,666	18,458	351,124	YES
ISD 0877 BUFFALO	802,476	802,476	YES
ISD 0882 MONTICELLO	1,225,532	1,225,532	YES
ISD 0911 CAMBRIDGE	1,476,682	103,449	1,580,131	YES
ISD 0912 MILACA	440,893	73,471	514,364	YES
ISD 2134 UNITED SOUTH CENTRAL	329,194	329,194	YES
ISD 2135 MAPLE RIVER	Failed to report in compliance with MN Statutes				
ISD 2142 ST LOUIS COUNTY	49,769	1,254,055	321,162	1,624,986	YES
ISD 2144 CHISAGO LAKES	427,635	12,971	440,606	YES
ISD 2148 BLUE EARTH	Failed to report in compliance with MN Statutes				
ISD 2149 MINNEWASKA	574,614	574,614	YES
ISD 2154 EVELETH-GILBERT	373,228	64,723	437,951	YES
ISD 2155 WADENA-DEER CREEK	787,624	787,624	YES
ISD 2164 DILWORTH-GLYNDON-FELTON	282,522	83,620	366,142	YES
ISD 2170 STAPLES-MOTLEY	730,886	730,886	YES
ISD 2174 PINE RIVER	439,506	439,506	YES
ISD 2184 LUVERNE	336,161	38,466	374,627	YES
ISD 2190 YELLOW MEDICINE EAST	17,429	333,950	6,454	357,833	YES
ISD 2198 FILLMORE CENTRAL	310,976	310,976	YES
ISD 2342 WEST CENTRAL AREA SCHOOLS	Failed to report in compliance with MN Statutes				
ISD 2364 BELGRADE-BROOTEN-ELROSA	293,114	33,440	326,554	YES
ISD 2365 GIBBON-FAIRFAX-WINTHROP	312,716	15,370	328,086	YES
ISD 2396 A.C.G.C.	292,733	25,188	317,921	YES
ISD 2580 ASKOV-SANDSTONE	8,359	394,301	402,660	YES
ISD 2689 PIPESTONE-JASPER	485,725	34,898	520,623	YES
ISD 2711 MESABI EAST SCHOOLS	50,000	244,186	56,772	350,958	YES
ISD 2752 FAIRMONT AREA SCHOOLS	468,723	468,723	YES
ISD 2753 LONG PRAIRIE-GREY EAGLE	425,011	425,011	YES
ISD 2758 REDWOOD FALLS	64,610	331,794	49,482	445,886	YES
ISD 2853 LAC QUI PARLE VALLEY	410,695	54,877	465,572	YES
ISD 2854 ADA-BORUP	653,739	653,739	YES
ISD 2856 STEPHEN-ARGYLE	Failed to report in compliance with MN Statutes				
ISD 2859 GLENCOE-SILVER LAKE	368,211	368,211	YES
KIDS PROGRAM	Failed to report in compliance with MN Statutes				
LAKES COUNTRY SERVICE COOP	Failed to report in compliance with MN Statutes				

STATE OF MINNESOTA
OFFICE OF THE STATE AUDITOR
STATEWIDE SINGLE AUDIT
SUMMARY OF FEDERAL GRANT REVENUE BY ENTITY
FOR THE YEAR ENDED JUNE 30, 1997

ENTITY TYPE	NAME OF ENTITY	----- PASS THROUGH -----			TOTAL	AUDIT REPORT ACCEPTABLE
		DIRECT FEDERAL	STATE	OTHER AGENCY		
SCHOOLS AND RELATED AGENCIES						
	MEEKER-WRIGHT SPECIAL ED COOP	679,012	679,012	YES
	MEEKER/MCLEOD COUNTY EDUCATION DIST	Failed to report in compliance with MN Statutes				
	METROPOLITAN LEARNING ALLIANCE	Failed to report in compliance with MN Statutes				
	METROPOLITAN SERVICE COOP	192,632	639,270	831,902	YES
	MID STATE EDUCATION DISTRICT	665,564	665,564	YES
	MN RIVER VALLEY SPEC ED COOP	Failed to report in compliance with MN Statutes				
	MN TRANSITIONS CHARTER SCHOOL	Failed to report in compliance with MN Statutes				
	MN VALLEY EDUCATION DISTRICT	290,650	290,650	YES
	MPLS COMM LEARNING CENTER	Failed to report in compliance with MN Statutes				
	NE METRO INTERDISTRICT NO 916	408,985	9,592	418,577	YES
	NE SERVICE COOP	354,773	354,773	YES
	NEW HEIGHTS	Failed to report in compliance with MN Statutes				
	NEW VISIONS SCHOOL	Failed to report in compliance with MN Statutes				
	NORTH CENTRAL SERVICE COOP	681,376	681,376	YES
	NW MN ED DISTRICT	Failed to report in compliance with MN Statutes				
	OLMSTED COUNTY UNIFIED SERVICES	Failed to report in compliance with MN Statutes				
	PACT CHARTER SCHOOL	Failed to report in compliance with MN Statutes				
	PILOT ENHANCED PAIRED DISTRICT 3001	357,944	65,198	423,142	YES
	REDWOOD COUNTY TELENETWORK	Failed to report in compliance with MN Statutes				
	RIGHT STEP ACADEMY	Failed to report in compliance with MN Statutes				
	RIVER BEND EDUCATION DISTRICT	426,453	426,453	YES
	SOUTH CENTRAL EDUCATION DISTRICT	Failed to report in compliance with MN Statutes				
	SOUTH CENTRAL SERVICE COOP	76,888	346,548	423,436	YES
	SOUTHERN EXPOSURE TELE-NETWORK	Failed to report in compliance with MN Statutes				
	SOUTHERN PLAINS ED COOP	423,032	423,032	YES
	SSD 1 MINNEAPOLIS	2,275,246	29,557,012	690,172	32,522,430	YES
	SSD 6 SOUTH ST PAUL	1,113,862	1,113,862	YES
	ST PAUL FAMILY LEARNING CNTR	Failed to report in compliance with MN Statutes				
	SW & WEST CENTRAL SERVICE COOP	248,314	2,681,929	2,930,243	YES
	TIES ESV REGION VII	Failed to report in compliance with MN Statutes				
	VALLEY & LAKES EDUCATION DISTRICT	Failed to report in compliance with MN Statutes				
	WASIOJA ED TECHNOLOGY COOP	Failed to report in compliance with MN Statutes				
	WEST CENTRAL EDUCATION DISTRICT	364,165	364,165	YES
	WORLD LEARNER CHARTER SCHOOL	Failed to report in compliance with MN Statutes				
	ZUMBRO EDUCATION DISTRICT	603,224	603,224	YES
	TOTAL	<u>13,458,555</u>	<u>198,776,823</u>	<u>5,387,849</u>	<u>217,623,227</u>	
TRIBAL GOVERNMENTS						
	BOISE FORTE RES BUS COMM	4,767,200	145,541	10,991	4,923,732	YES
	FOND DU LAC RESERVATION	6,680,170	650,572	4,812,543	12,143,285	YES
	GRAND PORTAGE RESERVATION	1,392,403	154,721	23,967	1,571,091	YES
	LEECH LAKE RESERVATION BUS COMM	Report not received in time for this publication				

STATE OF MINNESOTA
OFFICE OF THE STATE AUDITOR
STATEWIDE SINGLE AUDIT
SUMMARY OF FEDERAL GRANT REVENUE BY ENTITY
FOR THE YEAR ENDED JUNE 30, 1997

ENTITY TYPE NAME OF ENTITY	DIRECT FEDERAL	----- PASS THROUGH -----		TOTAL	AUDIT REPORT ACCEPTABLE
		STATE	OTHER AGENCY		
TRIBAL GOVERNMENTS					
LOWER SIOUX COMM COUNCIL	Report not received in time for this publication				
MILLE LACS RESERVATION BUS COMM	Report not received in time for this publication				
MN CHIPPEWA TRIBE	Report not received in time for this publication				
PRAIRIE ISLAND INDIAN COMMUNITY	Report not received in time for this publication				
RED LAKE BAND OF CHIPPEWA INDIANS	13,842,126	517,700	7,902	14,367,728	YES
SHAKOPEE MDEWANKTON SIOUX COMMUNITY	Report not received in time for this publication				
UPPER SIOUX COMMUNITY	Report not received in time for this publication				
WHITE EARTH RESERVATION	<u>2,377,609</u>	<u>340,950</u>	<u>103,991</u>	<u>2,822,550</u>	YES
TOTAL	<u>29,059,508</u>	<u>1,809,484</u>	<u>4,959,394</u>	<u>35,828,386</u>	
GRAND TOTAL	<u>252,626,006</u>	<u>762,832,789</u>	<u>44,161,219</u>	<u>1,059,620,014</u>	

BLANK

EXHIBIT 4

FEDERAL GRANT REVENUE BY ADMINISTERING AGENCY

The following exhibit is a summary of federal grant revenue by administering agency, followed by a detailed breakdown per administering agency by the subrecipient entities and CFDA numbers. The detailed breakdown identifies if the entity's audit report is in accordance with the reporting elements required by generally accepted government auditing standards and OMB's Circulars A-128 or A-133. The detailed breakdown also indicates if the entity's audit report identifies any crosscutting findings or grant noncompliance. Exhibits 5 and 6 indicate the type of crosscutting findings. The resolution of crosscutting findings and grant noncompliance is the responsibility of the administering agency.

STATE OF MINNESOTA
OFFICE OF THE STATE AUDITOR
STATEWIDE SINGLE AUDIT
SUMMARY OF FEDERAL GRANT REVENUE
BY ADMINISTERING AGENCY
FOR THE YEAR ENDED JUNE 30, 1997

<u>ADMINISTERING AGENCY</u>	<u>TOTAL</u>
AFSCE COUNCIL 6	\$ 53,318
AITKIN COUNTY	\$ 115,585
AMERICAN COLLEGE OF RADIOLOGY	\$ 77
AMERICAN HEALTH FOUNDATION	\$ 36,109
AMERICAN RED CROSS	\$ 2,324
ANOKA COUNTY	\$ 692,183
ARROWHEAD REG DEVELOP COMM	\$ 1,162,198
BECKER COUNTY	\$ 2,780,211
BEMIDJI INTERDISTRICT COUNCIL	\$ 4,636
BENTON-STEARNES EDUCATION DISTRICT	\$ 246,133
BLOCK NURSE PROG, INC	\$ 10,875
BOISE FORTE RES BUS COMM	\$ 17,639
BROWN COUNTY	\$ 43,757
BROWN-NICOLLET CHS	\$ 36,643
CARLTON COOK LAKE ST LOUIS CO HL BD	\$ 177,592
CARLTON COUNTY	\$ 341,651
CASS COUNTY	\$ 180,666
CENTRAL LAKES EDUCATION DISTRICT	\$ 71,270
CENTRAL MN COUNCIL ON AGING	\$ 83,041
CITY OF ANDOVER	\$ 6,109
CITY OF ANOKA	\$ 7,555

STATE OF MINNESOTA
OFFICE OF THE STATE AUDITOR
STATEWIDE SINGLE AUDIT
SUMMARY OF FEDERAL GRANT REVENUE
BY ADMINISTERING AGENCY
FOR THE YEAR ENDED JUNE 30, 1997

EXHIBIT 4
(Continued)

<u>ADMINISTERING AGENCY</u>	<u>TOTAL</u>
CITY OF BETHEL	\$ 150
CITY OF BLAINE	\$ 10,016
CITY OF COLUMBIA HEIGHTS	\$ 10,661
CITY OF COON RAPIDS	\$ 7,104
CITY OF EAST BETHEL	\$ 2,174
CITY OF FRIDLEY	\$ 36,903
CITY OF HAM LAKE	\$ 2,135
CITY OF HILLTOP	\$ 2,540
CITY OF LINO LAKES	\$ 3,285
CITY OF MINNEAPOLIS	\$ 3,966,092
CITY OF MONTROSE	\$ 13,329
CITY OF OAK GROVE	\$ 1,833
CITY OF RAMSEY	\$ 2,000
CITY OF ROCHESTER	\$ 36,010
CITY OF SPRING LAKE PARK	\$ 1,604
CITY OF ST LOUIS PARK	\$ 21,746
CITY OF ST PAUL	\$ 1,862,641
COOK COUNTY	\$ 180,556
DAKOTA COUNTY HRA	\$ 110,955
DES MOINES RIVER VALLEY ED DISTRICT	\$ 2,000
EAST CENTRAL REG DEVELOP COMM	\$ 8,000
ELECTRONICS INDUSTRIES FOUNDATION	\$ 38,208

STATE OF MINNESOTA
OFFICE OF THE STATE AUDITOR
STATEWIDE SINGLE AUDIT
SUMMARY OF FEDERAL GRANT REVENUE
BY ADMINISTERING AGENCY
FOR THE YEAR ENDED JUNE 30, 1997

EXHIBIT 4
(Continued)

<u>ADMINISTERING AGENCY</u>	<u>TOTAL</u>
FARIB-MARTIN HSB	\$ 115,904
FARIBAULT COUNTY HRA	\$ 287,814
FED FOR CHILDRN WITH SPEC NEEDS, INC	\$ 221,212
FOND DU LAC HSG AUTH	\$ 77,860
FOND DU LAC RESERVATION	\$ 62,965
GREAT LAKES INDIAN FISH & W COMM	\$ 62,785
GREATER MPLS COUNCIL OF CHURCHES	\$ 7,354
GREATER ST PAUL RET AND SR VOL PROG	\$ 4,332
HEADWATERS REG DEVELOP COMM	\$ 28,923
HENNEPIN COUNTY	\$ 4,365,128
HENNEPIN SCOTT CARVER SDA 9	\$ 217,330
INDIAN HEALTH SERVICE	\$ 4,578,736
INTERMEDIATE SCHOOL DISTRICT 287	\$ 66,259
INTERMEDIATE SCHOOL DISTRICT 917	\$ 99
ISD 0014 FRIDLEY	\$ 30,248
ISD 0129 MONTEVIDEO	\$ 22,356
ISD 0152 MOORHEAD	\$ 83,620
ISD 0564 THIEF RIVER FALLS	\$ 36,694
ISD 0595 EAST GRAND FORKS	\$ 8,600
ISD 0621 MOUNDS VIEW	\$ 19,903
ISD 0625 ST PAUL	\$ 12,723
ISD 0706 VIRGINIA	\$ 357,026

STATE OF MINNESOTA
OFFICE OF THE STATE AUDITOR
STATEWIDE SINGLE AUDIT
SUMMARY OF FEDERAL GRANT REVENUE
BY ADMINISTERING AGENCY
FOR THE YEAR ENDED JUNE 30, 1997

EXHIBIT 4
(Continued)

<u>ADMINISTERING AGENCY</u>	<u>TOTAL</u>
ISD 0742 ST CLOUD	\$ 84,804
ISD 0911 CAMBRIDGE	\$ 190,422
ITASCA COUNTY	\$ 434,414
KANABEC PINE CHS	\$ 208,014
KANDIYOHI COUNTY	\$ 2,370
KANDIYOHI COUNTY HRA	\$ 1,088,989
KOOCHICHING COUNTY	\$ 101,471
LAC QUI PARLE COUNTY	\$ 1,486
LAKE COUNTY	\$ 43,785
LAKES & PINES COMM ACT COUNCIL	\$ 11,382
LE SEUER CO HRA	\$ 236,530
LE SUEUR COUNTY	\$ 43,147
LEAF RIVER EDUCATION DISTRICT	\$ 1,021
MCLEOD COUNTY	\$ 3,458
MCLEOD COUNTY HRA	\$ 251,837
MEEKER COUNTY HRA	\$ 195,946
MEEKER-WRIGHT SPECIAL ED COOP	\$ 12,595
METROPOLITAN COUNCIL	\$ 405,245
METROPOLITAN LIBRARY SERVICE AGENCY	\$ 224,004
MID STATE CHS	\$ 89,456
MID STATE EDUCATION DISTRICT	\$ 42,894
MID-MINNESOTA DEVELOPMENT COMM	\$ 45,190

STATE OF MINNESOTA
OFFICE OF THE STATE AUDITOR
STATEWIDE SINGLE AUDIT
SUMMARY OF FEDERAL GRANT REVENUE
BY ADMINISTERING AGENCY
FOR THE YEAR ENDED JUNE 30, 1997

EXHIBIT 4
(Continued)

<u>ADMINISTERING AGENCY</u>	<u>TOTAL</u>
MN - CNCL ON VOC TECH EDUCATION	\$ 509,208
MN - DEPARTMENT OF ADMINISTRATION	\$ 544
MN - DEPARTMENT OF CHILDREN, FAMILIES AND LEARNING	\$ 240,462,802
MN - DEPARTMENT OF CORRECTIONS	\$ 667,290
MN - DEPARTMENT OF ECONOMIC SECURITY	\$ 78,435,031
MN - DEPARTMENT OF FINANCE	\$ 2,303,674
MN - DEPARTMENT OF HEALTH	\$ 23,779,322
MN - DEPARTMENT OF HUMAN SERVICES	\$ 314,681,440
MN - DEPARTMENT OF NATURAL RESOURCES	\$ 141,150
MN - DEPARTMENT OF PUBLIC SAFETY	\$ 14,531,427
MN - DEPARTMENT OF PUBLIC SERVICE	\$ 208,578
MN - DEPARTMENT OF TRADE AND ECONOMIC DEVELOPMENT	\$ 22,751,989
MN - DEPARTMENT OF TRANSPORTATION	\$ 61,713,487
MN - DEPT OF WATER AND SOIL RESOURCES	\$ 1,381
MN - HIGHER EDUCATION COORDINATING BOARD	\$ 192,592
MN - HISTORICAL SOCIETY	\$ 10,985
MN - HOUSING FINANCE AGENCY	\$ 1,128,062
MN - POLLUTION CONTROL AGENCY	\$ 395,153
MN - PUBLIC FACILITIES AUTHORITY	\$ 628,576
MN - STATE ARTS BOARD	\$ 29,506
MN - STATE COLLEGES AND UNIVERSITIES	\$ 260,592
MN CENTER FOR THE ARTS	\$ 83,839

STATE OF MINNESOTA
OFFICE OF THE STATE AUDITOR
STATEWIDE SINGLE AUDIT
SUMMARY OF FEDERAL GRANT REVENUE
BY ADMINISTERING AGENCY
FOR THE YEAR ENDED JUNE 30, 1997

<u>ADMINISTERING AGENCY</u>		<u>TOTAL</u>
MN CHIPPEWA TRIBE	\$	370,240
MN HOUSING PARTNERSHIP	\$	20,204
MN RIVER VALLEY ED DISTRICT	\$	80,758
MN RIVER VALLEY SPEC ED COOP	\$	258,031
MN STATE BD OF VO TECHS	\$	58,513
MN VALLEY COOPERATIVE	\$	65,198
NE METRO INTERDISTRICT NO 916	\$	48,914
NE MN OFFICE OF JOB TRAINING	\$	666,098
NICOLLET COUNTY	\$	43,397
NORTH COUNTRY CHS	\$	170,765
NORTH COUNTRY VOCATIONAL CENTER	\$	125,794
NORTH DAKOTA-DEPT OF EDUCATION	\$	110,265
NORTH DAKOTA-DEPT OF HUMAN SERVICES	\$	233,675
NW PRIVATE INDUSTRY COUNCIL	\$	240,441
NW REG DEVELOP COMM	\$	401,053
PINE TO PRAIRIE VOCATIONAL CENTER	\$	11,480
PLANNED PARENTHOOD OF MINNESOTA	\$	287,222
PRIVATE INDUSTRY COUNCIL FIVE	\$	18,458
QUIN COUNTY COMM HEALTH SERVICE	\$	64,933
RAMSEY COUNTY	\$	3,034,718
RED LAKE COUNTY	\$	2,420
REGION 5 DEVELOP COMM	\$	141,664

STATE OF MINNESOTA
OFFICE OF THE STATE AUDITOR
STATEWIDE SINGLE AUDIT
SUMMARY OF FEDERAL GRANT REVENUE
BY ADMINISTERING AGENCY
FOR THE YEAR ENDED JUNE 30, 1997

EXHIBIT 4
(Continued)

<u>ADMINISTERING AGENCY</u>	<u>TOTAL</u>
REGION NINE DEVELOPMENT COMMISSION	\$ 372,103
REGION VIII NORTH WELFARE BOARD	\$ 447,041
RENVILLE COUNTY	\$ 1,167
RENVILLE COUNTY HRA	\$ 202,485
RIVER BEND EDUCATION DISTRICT	\$ 15,370
RIVER BEND SPECIAL ED COOP	\$ 13,275
SE MN AREA AGY ON AGING	\$ 824,465
SIBLEY COUNTY	\$ 26,417
SOUTH CENTRAL SERVICE COOP	\$ 6,524
SSSUO FOUNDATION INC	\$ 241,664
ST LOUIS COUNTY	\$ 5,414,564
ST PAUL REHAB CENTER	\$ 80,642
STEARNS COUNTY	\$ 9,596
SW & WEST CENTRAL SERVICE COOP	\$ 368,559
SW MN HSG PARTNERSHIP	\$ 372,519
SW REG DEVELOP COMM	\$ 490,313
TOWN OF BURNS	\$ 1,349
TOWN OF COLUMBUS	\$ 1,119
TOWN OF LINWOOD	\$ 1,103
TRI-VALLEY OPPORTUNITY COUNCIL INC	\$ 27,159
U.S. - CORP FOR NATL AND COMM SERVICE	\$ 3,187,922
U.S. - DEPARTMENT OF AGRICULTURE	\$ 7,669,939

STATE OF MINNESOTA
OFFICE OF THE STATE AUDITOR
STATEWIDE SINGLE AUDIT
SUMMARY OF FEDERAL GRANT REVENUE
BY ADMINISTERING AGENCY
FOR THE YEAR ENDED JUNE 30, 1997

EXHIBIT 4
(Continued)

<u>ADMINISTERING AGENCY</u>	<u>TOTAL</u>
U.S. - DEPARTMENT OF COMMERCE	\$ 6,505,212
U.S. - DEPARTMENT OF EDUCATION	\$ 12,279,508
U.S. - DEPARTMENT OF ENERGY	\$ 445,312
U.S. - DEPARTMENT OF HEALTH & HUMAN SERVICES	\$ 53,462,492
U.S. - DEPARTMENT OF HOUSING & URBAN DEVELOPMENT	\$ 139,090,934
U.S. - DEPARTMENT OF INTERIOR	\$ 11,346,182
U.S. - DEPARTMENT OF JUSTICE	\$ 5,531,711
U.S. - DEPARTMENT OF LABOR	\$ 1,021,234
U.S. - DEPARTMENT OF TRANSPORTATION	\$ 8,850,915
U.S. - ENVIRONMENTAL PROTECTION AGENCY	\$ 1,809,129
U.S. - EQUAL EMPLOYMENT OPPORTUNITY COMMISSION	\$ 76,573
U.S. - FEDERAL EMERGENCY MANAGEMENT AGENCY	\$ 589,635
U.S. - NATIONAL FOUNDATION OF ARTS & HUMANITIES	\$ 5,000
U.S. - NATIONAL SCIENCE FOUNDATION	\$ 652,314
U.S. - NUCLEAR REGULATORY COMMISSION	\$ 4,376
U.S. - SMALL BUSINESS ADMINISTRATION	\$ 97,618
UNITED STATES CATHOLIC CONFERENCE	\$ 181,293
UNITED WAY OF AMERICA	\$ 54,478
UNITED WAY-MPLS	\$ 15,500
UNIVERSITY OF KENTUCKY	\$ 8,208
UNIVERSITY OF MICHIGAN STATE	\$ 52,170
UNIVERSITY OF MINNESOTA	\$ 533,343

STATE OF MINNESOTA
OFFICE OF THE STATE AUDITOR
STATEWIDE SINGLE AUDIT
SUMMARY OF FEDERAL GRANT REVENUE
BY ADMINISTERING AGENCY
FOR THE YEAR ENDED JUNE 30, 1997

EXHIBIT 4
(Continued)

<u>ADMINISTERING AGENCY</u>	<u>TOTAL</u>
UNIVERSITY OF PITTSBURGH	\$ 61,193
UNIVERSITY OF WISCONSIN	\$ 8,751
UPPER MN VALLEY REG DEVELOP COMM	\$ 320,444
WASECA COUNTY	\$ 30,844
WATONWAN COUNTY	\$ 25,552
WEST CENTRAL AREA AGENCY ON AGING	\$ 607,538
WEST CENTRAL EDUCATION DISTRICT	\$ 27,903
WRIGHT COUNTY	<u>\$ 2,643</u>
GRAND TOTAL	<u><u>\$ 1,059,620,014</u></u>

STATE OF MINNESOTA
OFFICE OF THE STATE AUDITOR
STATEWIDE SINGLE AUDIT
SUMMARY OF FEDERAL GRANT REVENUE
BY ADMINISTERING AGENCY
FOR THE YEAR ENDED JUNE 30, 1997

ADMINISTERING AGENCY ENTITY CFDA NUMBER	TOTAL	AUDIT REPORT ACCEPTABLE	CROSSCUTTING NONFEDERAL	FINDINGS FEDERAL	GRANT NONCOMPLIANCE
AFSCE COUNCIL 6					
MPLS PUBLIC HOUSING AUTH		YES			
CFDA 14.243 \$	53,318		YES		
AITKIN COUNTY					
ARROWHEAD ECON OPPORTUNITY AGENCY		YES			
CFDA 10.561 \$	32,800				
CFDA 93.561	82,785				
	\$ 115,585				
AMERICAN COLLEGE OF RADIOLOGY					
ALLINA HEALTH SYSTEMS		YES			
CFDA 93.395 \$	77				
AMERICAN HEALTH FOUNDATION					
ALLINA HEALTH SYSTEMS		YES			
CFDA 93.399	36,109				
	\$ 36,109				
AMERICAN RED CROSS					
RENVILLE COUNTY		YES			
CFDA 83.523 \$	2,324		YES		
ANOKA COUNTY					
ANOKA COUNTY COMM ACTION PROG INC		YES			
CFDA 14.219 \$	454,633				
CFDA 14.239	121,116				
CFDA 93.575	37,574				
	\$ 613,323				
ISD 0011 ANOKA-HENNEPIN		YES			
CFDA 17.250 \$	69,926				
ISD 0015 ST FRANCIS		YES			
CFDA 17.250 \$	8,934		YES	YES	

STATE OF MINNESOTA
OFFICE OF THE STATE AUDITOR
STATEWIDE SINGLE AUDIT
SUMMARY OF FEDERAL GRANT REVENUE
BY ADMINISTERING AGENCY
FOR THE YEAR ENDED JUNE 30, 1997

ADMINISTERING AGENCY ENTITY CFDA NUMBER	TOTAL	AUDIT REPORT ACCEPTABLE	CROSSCUTTING FINDINGS NONFEDERAL	FEDERAL	GRANT NONCOMPLIANCE
ARROWHEAD REG DEVELOP COMM					
ARROWHEAD ECON OPPORTUNITY AGENCY		YES			
CFDA 10.570	\$ 287,830				
CFDA 93.044	1,070				
CFDA 93.045	457,564				
	\$ 746,464				
CARLTON COUNTY		YES	YES		YES
CFDA 93.044	\$ 2,100				
CITY OF DULUTH		YES	YES		
CFDA 93.045	\$ 200,791				
FOND DU LAC RESERVATION		YES	YES		YES
CFDA 93.044	\$ 48,523				
ISD 0700 HERMANTOWN		YES	YES		
CFDA 93.044	\$ 7,411				
ST LOUIS COUNTY		YES	YES		YES
CFDA 93.045	\$ 156,909				
BECKER COUNTY					
RURAL MN CEP INC		YES			
CFDA 93.561	\$ 2,780,211				
BEMIDJI INTERDISTRICT COUNCIL					
ISD 0593 CROOKSTON		YES	YES		YES
CFDA 84.027	\$ 4,636				
BENTON-STEARNES EDUCATION DISTRICT					
ISD 0047 SAUK RAPIDS		YES	YES		YES
CFDA 84.027	\$ 67,885				
CFDA 84.173	18,924				
	\$ 86,809				
ISD 0051 FOLEY		YES	YES		YES
CFDA 84.027	\$ 31,807				
CFDA 84.173	3,335				
	\$ 35,142				
ISD 0748 SARTELL		YES	YES		YES
CFDA 84.027	\$ 85,370				

STATE OF MINNESOTA
OFFICE OF THE STATE AUDITOR
STATEWIDE SINGLE AUDIT
SUMMARY OF FEDERAL GRANT REVENUE
BY ADMINISTERING AGENCY
FOR THE YEAR ENDED JUNE 30, 1997

ADMINISTERING AGENCY ENTITY CFDA NUMBER	TOTAL	AUDIT REPORT ACCEPTABLE	CROSSCUTTING NONFEDERAL	FINDINGS FEDERAL	GRANT NONCOMPLIANCE
BENTON-STEARNES EDUCATION DISTRICT					
ISD 0750 COLD SPRING		YES	YES	YES	
CFDA 84.027 \$	37,837				
CFDA 84.048	975				
	<u>\$ 38,812</u>				
BLOCK NURSE PROG, INC					
CITY OF ARGYLE		YES	YES	YES	
CFDA 93.048 \$	10,875				
	<u>\$ 10,875</u>				
BOISE FORTE RES BUS COMM					
ISD 0707 NETT LAKE		YES	YES	YES	
CFDA 15.130 \$	17,639				
	<u>\$ 17,639</u>				
BROWN COUNTY					
MN VALLEY ACTION COUNCIL		YES			
CFDA 10.561 \$	9,309				
CFDA 93.561	34,448				
	<u>\$ 43,757</u>				
BROWN-NICOLLET CHS					
NICOLLET COUNTY		YES	YES	YES	
CFDA 93.994 \$	36,643				
	<u>\$ 36,643</u>				
CARLTON COOK LAKE ST LOUIS CO HL BD					
CARLTON COUNTY		YES	YES	YES	
CFDA 10.557 \$	69,174				
CFDA 93.268	11,892				
CFDA 93.991	8,000				
CFDA 93.994	46,725				
	<u>\$ 135,791</u>				
COOK COUNTY		YES	YES		
CFDA 10.557 \$	7,291				
CFDA 93.994	3,855				
	<u>\$ 11,146</u>				

STATE OF MINNESOTA
OFFICE OF THE STATE AUDITOR
STATEWIDE SINGLE AUDIT
SUMMARY OF FEDERAL GRANT REVENUE
BY ADMINISTERING AGENCY
FOR THE YEAR ENDED JUNE 30, 1997

ADMINISTERING AGENCY ENTITY	CFDA NUMBER	TOTAL	AUDIT REPORT ACCEPTABLE	CROSSCUTTING FINDINGS NONFEDERAL	FEDERAL	GRANT NONCOMPLIANCE
CARLTON COOK LAKE ST LOUIS CO HL BD						
LAKE COUNTY						
CFDA	10.557	\$ 20,765	YES	YES		
CFDA	93.268	2,180				YES
CFDA	93.994	7,710				
		<u>\$ 30,655</u>				
CARLTON COUNTY						
ARROWHEAD ECON OPPORTUNITY AGENCY						
CFDA	10.561	\$ 58,800	YES			
CFDA	93.561	270,286				
		<u>\$ 329,086</u>				
CITY OF CLOQUET						
CFDA	20.600	\$ 12,565	YES	YES		
		<u>\$ 12,565</u>				
CASS COUNTY						
TODD COUNTY						
CFDA	10.557	\$ 87,283	YES	YES		
CFDA	93.268	10,414				
CFDA	93.994	45,330				
		<u>\$ 143,027</u>				
WADENA COUNTY						
CFDA	93.268	\$ 9,169	YES	YES		
CFDA	93.994	28,470				
		<u>\$ 37,639</u>				
CENTRAL LAKES EDUCATION DISTRICT						
ISD 0347 WILLMAR						
CFDA	84.049	\$ 51,522	YES	YES	YES	
CFDA	84.186	16,308				
		<u>\$ 67,830</u>				
ISD 2364 BELGRADE-BROOTEN-ELROSA						
CFDA	84.186	\$ 3,440	YES	YES	YES	
		<u>\$ 3,440</u>				

STATE OF MINNESOTA
OFFICE OF THE STATE AUDITOR
STATEWIDE SINGLE AUDIT
SUMMARY OF FEDERAL GRANT REVENUE
BY ADMINISTERING AGENCY
FOR THE YEAR ENDED JUNE 30, 1997

ADMINISTERING AGENCY ENTITY CFDA NUMBER	TOTAL	AUDIT REPORT ACCEPTABLE	CROSSCUTTING FINDINGS NONFEDERAL	FEDERAL	GRANT NONCOMPLIANCE
CENTRAL MN COUNCIL ON AGING					
BENTON COUNTY CFDA 93.044 \$	13,569	YES	YES		
SHERBURNE COUNTY CFDA 93.044 \$	3,000	YES	YES		
STEARNS COUNTY CFDA 93.044 \$	34,072	YES	YES		
WRIGHT COUNTY CFDA 93.044 \$	32,400	YES	YES		
CITY OF ANDOVER					
ANOKA COUNTY COMM ACTION PROG INC CFDA 14.219 \$	6,109	YES			
CITY OF ANOKA					
ANOKA COUNTY COMM ACTION PROG INC CFDA 14.219	7,555	YES			
	\$ 7,555				
CITY OF BETHEL					
ANOKA COUNTY COMM ACTION PROG INC CFDA 14.219	150	YES			
	\$ 150				
CITY OF BLAINE					
ANOKA COUNTY COMM ACTION PROG INC CFDA 14.219	10,016	YES			
	\$ 10,016				
CITY OF COLUMBIA HEIGHTS					
ANOKA COUNTY COMM ACTION PROG INC CFDA 14.219	10,661	YES			
	\$ 10,661				

STATE OF MINNESOTA
OFFICE OF THE STATE AUDITOR
STATEWIDE SINGLE AUDIT
SUMMARY OF FEDERAL GRANT REVENUE
BY ADMINISTERING AGENCY
FOR THE YEAR ENDED JUNE 30, 1997

ADMINISTERING AGENCY ENTITY	CFDA NUMBER	TOTAL	AUDIT REPORT ACCEPTABLE	CROSSCUTTING FINDINGS NONFEDERAL	FEDERAL	GRANT NONCOMPLIANCE
CITY OF COON RAPIDS						
ANOKA COUNTY COMM ACTION PROG INC			YES			
CFDA 14.219		\$ 7,104				
		\$ 7,104				
CITY OF EAST BETHEL						
ANOKA COUNTY COMM ACTION PROG INC			YES			
CFDA 14.219		\$ 2,174				
		\$ 2,174				
CITY OF FRIDLEY						
ANOKA COUNTY COMM ACTION PROG INC			YES			
CFDA 14.219		\$ 4,000				
CFDA 14.239		\$ 32,903				
		\$ 36,903				
CITY OF HAM LAKE						
ANOKA COUNTY COMM ACTION PROG INC			YES			
CFDA 14.219		\$ 2,135				
		\$ 2,135				
CITY OF HILLTOP						
ANOKA COUNTY COMM ACTION PROG INC			YES			
CFDA 14.219		\$ 2,540				
		\$ 2,540				
CITY OF LINO LAKES						
ANOKA COUNTY COMM ACTION PROG INC			YES			
CFDA 14.219		\$ 3,285				
		\$ 3,285				

STATE OF MINNESOTA
OFFICE OF THE STATE AUDITOR
STATEWIDE SINGLE AUDIT
SUMMARY OF FEDERAL GRANT REVENUE
BY ADMINISTERING AGENCY
FOR THE YEAR ENDED JUNE 30, 1997

ADMINISTERING AGENCY ENTITY CFDA NUMBER	TOTAL	AUDIT REPORT ACCEPTABLE	CROSSCUTTING FINDINGS NONFEDERAL	FINDINGS FEDERAL	GRANT NONCOMPLIANCE
CITY OF MINNEAPOLIS					
CATHOLIC CHARITIES -ST PAUL MPLS CFDA 93.561	\$ 280,523	YES			YES
	\$ 280,523				
ELLOIT PARK NEIGHBORHOOD, INC CFDA 14.218	\$ 16,179	YES	YES	YES	
HIRED		YES			
CFDA 14.218	\$ 80,723				
CFDA 16.540	30,174				
CFDA 17.207	45,000				
CFDA 17.246	122,059				
CFDA 17.250	122,190				
CFDA 93.561	502,309				
	\$ 902,455				
LUTHERAN SOCIAL SERVICE OF MN CFDA 93.561	\$ 66,942	YES			
MN AIDS PROJECT CFDA 14.218	\$ 51,250	YES	YES	YES	
MPLS LIBRARY BOARD CFDA 14.218	\$ 615,845	YES			YES
MPLS PUBLIC HOUSING AUTH CFDA 14.218	\$ 464,986	YES	YES		
PARENTS IN COMMUNITY ACTION INC CFDA 14.218	\$ 120,614	YES			
CFDA 93.561	80,519				
	\$ 201,133				
RESOURCE INC		YES			
CFDA 14.218	\$ 130,941				
CFDA 17.246	42,558				
CFDA 17.250	31,184				
CFDA 93.561	1,149,233				
	\$ 1,353,916				
SSD 1 MINNEAPOLIS CFDA 14.218	\$ 12,863	YES	YES		
CITY OF MONTROSE					
WRIGHT COUNTY COMMUNITY ACTION INC CFDA 14.228	\$ 13,329	YES			

STATE OF MINNESOTA
OFFICE OF THE STATE AUDITOR
STATEWIDE SINGLE AUDIT
SUMMARY OF FEDERAL GRANT REVENUE
BY ADMINISTERING AGENCY
FOR THE YEAR ENDED JUNE 30, 1997

ADMINISTERING AGENCY ENTITY CFDA NUMBER	TOTAL	AUDIT REPORT ACCEPTABLE	CROSSCUTTING FINDINGS NONFEDERAL	FEDERAL	GRANT NONCOMPLIANCE
CITY OF OAK GROVE					
ANOKA COUNTY COMM ACTION PROG INC CFDA 14.219	\$ 1,833	YES			
	<u>\$ 1,833</u>				
CITY OF RAMSEY					
ANOKA COUNTY COMM ACTION PROG INC CFDA 14.219	\$ 2,000	YES			
	<u>\$ 2,000</u>				
CITY OF ROCHESTER					
CHILD CARE RESOURCES & REFERRAL INC CFDA 14.218	\$ 32,330	YES			
SE MN CTR FOR INDEPENDENT LIVING CFDA 14.218	\$ 3,680	YES	YES	YES	
	<u>\$ 3,680</u>				
CITY OF SPRING LAKE PARK					
ANOKA COUNTY COMM ACTION PROG INC CFDA 14.219	\$ 1,604	YES			
	<u>\$ 1,604</u>				
CITY OF ST LOUIS PARK					
PERSPECTIVES INC CFDA 14.218	\$ 21,746	YES			
	<u>\$ 21,746</u>				
CITY OF ST PAUL					
CATHOLIC CHARITIES -ST PAUL MPLS CFDA 14.231	\$ 72,000	YES			
CFDA 14.855	261,984				
	<u>\$ 333,984</u>				
FACE TO FACE HEALTH SERVICE CFDA 14.218	\$ 7,895	YES	YES	YES	
CFDA 14.231	14,078				
CFDA 93.994	40,000				
	<u>\$ 61,973</u>				

STATE OF MINNESOTA
OFFICE OF THE STATE AUDITOR
STATEWIDE SINGLE AUDIT
SUMMARY OF FEDERAL GRANT REVENUE
BY ADMINISTERING AGENCY
FOR THE YEAR ENDED JUNE 30, 1997

ADMINISTERING AGENCY ENTITY CFDA NUMBER	TOTAL	AUDIT REPORT ACCEPTABLE	CROSSCUTTING FINDINGS NONFEDERAL	FINDINGS FEDERAL	GRANT NONCOMPLIANCE
CITY OF ST PAUL					
ISD 0625 ST PAUL		YES	YES	YES	
CFDA 14.218 \$	205,194				
CFDA 14.853	16,214				
CFDA 14.854	18,447				
CFDA 14.859	23,789				
CFDA 14.861	18,447				
CFDA 17.246	1,935				
CFDA 17.250	574,553				
CFDA 93.561	504,463				
CFDA 94.001	14,134				
	<u>\$ 1,377,176</u>				
LUTHERAN SOCIAL SERVICE OF MN		YES			
CFDA 14.231 \$	14,400				
YWCA-ST PAUL		YES	YES	YES	
CFDA 14.218 \$	17,499				
CFDA 14.231	57,609				
	<u>\$ 75,108</u>				
COOK COUNTY					
ARROWHEAD ECON OPPORTUNITY AGENCY		YES			
CFDA 10.561 \$	1,600				
ISD 0166 COOK COUNTY		YES	YES	YES	
CFDA 10.665 \$	178,956				
DAKOTA COUNTY HRA					
CITY OF BURNSVILLE		YES			
CFDA 14.218 \$	104,257				
CITY OF EAGAN		YES			
CFDA 14.218 \$	6,698				
DES MOINES RIVER VALLEY ED DISTRICT					
SW MN PIC		YES			
CFDA 84.048 \$	2,000				
EAST CENTRAL REG DEVELOP COMM					
CHISAGO COUNTY		YES	YES		
CFDA 93.044 \$	8,000				

STATE OF MINNESOTA
OFFICE OF THE STATE AUDITOR
STATEWIDE SINGLE AUDIT
SUMMARY OF FEDERAL GRANT REVENUE
BY ADMINISTERING AGENCY
FOR THE YEAR ENDED JUNE 30, 1997

ADMINISTERING AGENCY ENTITY CFDA NUMBER	TOTAL	AUDIT REPORT ACCEPTABLE	CROSSCUTTING FINDINGS NONFEDERAL	FINDINGS FEDERAL	GRANT NONCOMPLIANCE
ELECTRONICS INDUSTRIES FOUNDATION					
RESOURCE INC		YES			
CFDA 17.249	\$ 38,208				
	\$ 38,208				
FARIB-MARTIN HSB					
MN VALLEY ACTION COUNCIL		YES			
CFDA 10.561	\$ 38,684				
CFDA 93.561	77,220				
	\$ 115,904				
FARIBAULT COUNTY HRA					
MN VALLEY ACTION COUNCIL		YES			
CFDA 14.855	145,508				
CFDA 14.857	142,306				
	\$ 287,814				
FED FOR CHILDRN WITH SPEC NEEDS, INC					
PACER CENTER		YES			
CFDA 84.029	\$ 221,212				
FOND DU LAC HSG AUTH					
FOND DU LAC RESERVATION		YES	YES	YES	
CFDA 14.854	\$ 77,860				
FOND DU LAC RESERVATION					
ISD 0094 CLOQUET		YES	YES	YES	
CFDA 84.278	\$ 57,814				
ISD 0704 PROCTOR		YES	YES		
CFDA 84.278	\$ 5,151				
GREAT LAKES INDIAN FISH & W COMM					
FOND DU LAC RESERVATION		YES	YES	YES	
CFDA 15.142	\$ 62,785				

STATE OF MINNESOTA
OFFICE OF THE STATE AUDITOR
STATEWIDE SINGLE AUDIT
SUMMARY OF FEDERAL GRANT REVENUE
BY ADMINISTERING AGENCY
FOR THE YEAR ENDED JUNE 30, 1997

ADMINISTERING AGENCY ENTITY CFDA NUMBER	TOTAL	AUDIT REPORT ACCEPTABLE	CROSSCUTTING FINDINGS NONFEDERAL	FEDERAL	GRANT NONCOMPLIANCE
GREATER MPLS COUNCIL OF CHURCHES					
ANOKA COUNTY COMM ACTION PROG INC		YES			
CFDA 93.044	\$ 7,354				
	\$ 7,354				
GREATER ST PAUL RET AND SR VOL PROG					
ISD 0191 BURNSVILLE		YES	YES		
CFDA 94.001	\$ 4,332				
HEADWATERS REG DEVELOP COMM					
HUBBARD COUNTY		YES	YES	YES	
CFDA 93.044	\$ 13,254				
MULTI-COUNTY BOARD OF HEALTH		YES			
CFDA 93.044	\$ 7,767				
RED LAKE BAND OF CHIPPEWA INDIANS		YES	YES	YES	
CFDA 93.046	\$ 7,902				
HENNEPIN COUNTY					
CARVER COUNTY		YES	YES	YES	
CFDA 17.250	\$ 100,600				
CITY OF BLOOMINGTON		YES			
CFDA 10.557	\$ 21,000				
CFDA 83.534	\$ 16,000				
	\$ 37,000				
CITY OF BROOKLYN PARK		YES			
CFDA 14.218	\$ 593,606				
CITY OF MINNEAPOLIS		YES	YES	YES	
CFDA 83.534	\$ 45,000				
CFDA 93.561	\$ 1,849,591				
	\$ 1,894,591				
CITY OF RICHFIELD		YES	YES		
CFDA 14.218	\$ 224,613				
CFDA 83.534	\$ 5,000				
	\$ 229,613				
HIRED		YES			
CFDA 17.246	\$ 105,872				

STATE OF MINNESOTA
OFFICE OF THE STATE AUDITOR
STATEWIDE SINGLE AUDIT
SUMMARY OF FEDERAL GRANT REVENUE
BY ADMINISTERING AGENCY
FOR THE YEAR ENDED JUNE 30, 1997

ADMINISTERING AGENCY ENTITY	CFDA NUMBER	TOTAL	AUDIT REPORT ACCEPTABLE	CROSSCUTTING FINDINGS NONFEDERAL	FINDINGS FEDERAL	GRANT NONCOMPLIANCE
HENNEPIN COUNTY						
HIRED			YES			
CFDA	17.250	\$ 101,941				
CFDA	93.561	268,161				
		\$ 475,974				
LUTHERAN SOCIAL SERVICE OF MN			YES			
CFDA	14.235	\$ 34,754				
PERSPECTIVES INC			YES			
CFDA	14.235	\$ 260,115				
CFDA	14.239	3,420				
CFDA	93.959	53,071				
		\$ 316,606				
RESOURCE INC			YES			
CFDA	17.246	\$ 256,444				
CFDA	17.250	174,020				
CFDA	93.561	251,920				
		\$ 682,384				
HENNEPIN SCOTT CARVER SDA 9						
SCOTT COUNTY			YES	YES	YES	
CFDA	17.246	\$ 35,901				
CFDA	17.250	181,429				
		\$ 217,330				
INDIAN HEALTH SERVICE						
FOND DU LAC RESERVATION			YES	YES	YES	
CFDA	93.210	\$ 4,528,931				
CFDA	93.228	49,805				
		\$ 4,578,736				
INTERMEDIATE SCHOOL DISTRICT 287						
ISD 0270 HOPKINS			YES	YES	YES	
CFDA	84.048	\$ 21,705				
ISD 0272 EDEN PRAIRIE			YES	YES		
CFDA	84.048	\$ 15,260				
ISD 0276 MINNETONKA			YES	YES		
CFDA	84.002	\$ 2,379				

STATE OF MINNESOTA
OFFICE OF THE STATE AUDITOR
STATEWIDE SINGLE AUDIT
SUMMARY OF FEDERAL GRANT REVENUE
BY ADMINISTERING AGENCY
FOR THE YEAR ENDED JUNE 30, 1997

ADMINISTERING AGENCY ENTITY CFDA NUMBER	TOTAL	AUDIT REPORT ACCEPTABLE	CROSSCUTTING FINDINGS NONFEDERAL	FEDERAL	GRANT NONCOMPLIANCE
INTERMEDIATE SCHOOL DISTRICT 287					
ISD 0276 MINNETONKA		YES	YES		
CFDA 84.048 \$	15,285				
	\$ 17,664				
ISD 0283 ST LOUIS PARK		YES	YES		
CFDA 84.048 \$	11,630				
INTERMEDIATE SCHOOL DISTRICT 917					
ISD 0194 LAKEVILLE		YES	YES		
CFDA 84.048 \$	99				
ISD 0014 FRIDLEY					
ISD 0621 MOUNDS VIEW		YES			
CFDA 84.048 \$	30,248				
ISD 0129 MONTEVIDEO					
ISD 0593 CROOKSTON		YES	YES	YES	
CFDA 10.559 \$	22,356				
ISD 0152 MOORHEAD					
ISD 2164 DILWORTH-GLYNDON-FELTON		YES	YES	YES	
CFDA 84.027 \$	83,620				
ISD 0564 THIEF RIVER FALLS					
ISD 0595 EAST GRAND FORKS		YES	YES		
CFDA 84.048 \$	24,715				
CFDA 84.243	11,979				
	\$ 36,694				
ISD 0595 EAST GRAND FORKS					
ISD 0593 CROOKSTON		YES	YES	YES	
CFDA 84.048 \$	8,600				

STATE OF MINNESOTA
OFFICE OF THE STATE AUDITOR
STATEWIDE SINGLE AUDIT
SUMMARY OF FEDERAL GRANT REVENUE
BY ADMINISTERING AGENCY
FOR THE YEAR ENDED JUNE 30, 1997

ADMINISTERING AGENCY ENTITY	CFDA NUMBER	TOTAL	AUDIT REPORT ACCEPTABLE	CROSSCUTTING FINDINGS NONFEDERAL	FINDINGS FEDERAL	GRANT NONCOMPLIANCE
ISD 0621 MOUNDS VIEW						
ISD 0012 CENTENNIAL			YES	YES		
CFDA 84.048	\$	19,903				
	\$	19,903				
ISD 0625 ST PAUL						
ISD 0834 STILLWATER			YES	YES		
CFDA 84.002	\$	12,723				
ISD 0706 VIRGINIA						
ISD 0166 COOK COUNTY			YES	YES	YES	
CFDA 84.027	\$	29,498				
CFDA 84.173		6,136				
CFDA 84.181		2,421				
	\$	38,055				
ISD 0707 NETT LAKE			YES	YES	YES	
CFDA 84.027	\$	5,612				
CFDA 84.173		1,571				
	\$	7,183				
ISD 2142 ST LOUIS COUNTY			YES	YES		
CFDA 84.027	\$	169,274				
CFDA 84.173		21,019				
	\$	190,293				
ISD 2154 EVELETH-GILBERT			YES	YES	YES	
CFDA 84.027	\$	57,625				
CFDA 84.173		7,098				
	\$	64,723				
ISD 2711 MESABI EAST SCHOOLS			YES	YES		
CFDA 84.027	\$	56,772				
ISD 0742 ST CLOUD						
ISD 0047 SAUK RAPIDS			YES	YES	YES	
CFDA 84.213	\$	84,804				

STATE OF MINNESOTA
OFFICE OF THE STATE AUDITOR
STATEWIDE SINGLE AUDIT
SUMMARY OF FEDERAL GRANT REVENUE
BY ADMINISTERING AGENCY
FOR THE YEAR ENDED JUNE 30, 1997

ADMINISTERING AGENCY ENTITY CFDA NUMBER	TOTAL	AUDIT REPORT ACCEPTABLE	CROSSCUTTING FINDINGS NONFEDERAL	FINDINGS FEDERAL	GRANT NONCOMPLIANCE
ISD 0911 CAMBRIDGE					
ISD 0477 PRINCETON		YES	YES	YES	
CFDA 84.027 \$	109,804				
CFDA 84.173	<u>7,147</u>				
	\$ 116,951				
ISD 0912 MILACA		YES	YES		
CFDA 84.027 \$	<u>73,471</u>				
ITASCA COUNTY					
ARROWHEAD ECON OPPORTUNITY AGENCY		YES			
CFDA 10.561 \$	63,200				
CFDA 93.561	<u>208,675</u>				
	\$ 271,875				
ISD 0318 GRAND RAPIDS		YES	YES	YES	
CFDA 10.665 \$	<u>157,976</u>				
KOOTASCA COMM ACT CNCL		YES			
CFDA 83.523 \$	<u>4,563</u>				
KANABEC PINE CHS					
KANABEC COUNTY		YES	YES		
CFDA 10.557 \$	49,487				
CFDA 93.268	5,831				
CFDA 93.994	<u>39,582</u>				
	\$ 94,900				
PINE COUNTY		YES	YES		
CFDA 10.557 \$	60,938				
CFDA 93.268	12,302				
CFDA 93.994	<u>39,874</u>				
	\$ 113,114				
KANDIYOHI COUNTY					
HEARTLAND COMMUNITY ACTION AGENCY		YES			
CFDA 83.523 \$	<u>2,370</u>				

STATE OF MINNESOTA
OFFICE OF THE STATE AUDITOR
STATEWIDE SINGLE AUDIT
SUMMARY OF FEDERAL GRANT REVENUE
BY ADMINISTERING AGENCY
FOR THE YEAR ENDED JUNE 30, 1997

ADMINISTERING AGENCY ENTITY CFDA NUMBER	TOTAL	AUDIT REPORT ACCEPTABLE	CROSSCUTTING FINDINGS NONFEDERAL	FEDERAL	GRANT NONCOMPLIANCE
KANDIYOHI COUNTY HRA					
HEARTLAND COMMUNITY ACTION AGENCY		YES			
CFDA 14.855	\$ 723,036				
CFDA 14.857	365,953				
	<u>\$ 1,088,989</u>				
KOOCHICHING COUNTY					
ARROWHEAD ECON OPPORTUNITY AGENCY		YES			
CFDA 10.561	\$ 36,400				
CFDA 93.561	63,798				
	<u>\$ 100,198</u>				
KOOTASCA COMM ACT CNCL		YES			
CFDA 83.523	\$ 1,273				
	<u>1,273</u>				
LAC QUI PARLE COUNTY					
ISD 2853 LAC QUI PARLE VALLEY		YES	YES	YES	
CFDA 83.516	\$ 1,486				
	<u>1,486</u>				
LAKE COUNTY					
ARROWHEAD ECON OPPORTUNITY AGENCY		YES			
CFDA 10.561	\$ 13,583				
CFDA 93.561	30,202				
	<u>\$ 43,785</u>				
LAKES & PINES COMM ACT COUNCIL					
ALLINA HEALTH SYSTEMS		YES			
CFDA 93.600	\$ 11,382				
	<u>11,382</u>				
LE SEUER CO HRA					
MN VALLEY ACTION COUNCIL		YES			
CFDA 14.857	\$ 236,530				
	<u>236,530</u>				

STATE OF MINNESOTA
OFFICE OF THE STATE AUDITOR
STATEWIDE SINGLE AUDIT
SUMMARY OF FEDERAL GRANT REVENUE
BY ADMINISTERING AGENCY
FOR THE YEAR ENDED JUNE 30, 1997

ADMINISTERING AGENCY ENTITY CFDA NUMBER	TOTAL	AUDIT REPORT ACCEPTABLE	CROSSCUTTING FINDINGS NONFEDERAL	FINDINGS FEDERAL	GRANT NONCOMPLIANCE
LE SUEUR COUNTY					
MN VALLEY ACTION COUNCIL		YES			
CFDA 10.561 \$	10,554				
CFDA 93.561	32,593				
	<u>\$ 43,147</u>				
LEAF RIVER EDUCATION DISTRICT					
ISD 0821 MENAHGA		YES	YES	YES	
CFDA 84.181 \$	1,021				
	<u>1,021</u>				
MCLEOD COUNTY					
HEARTLAND COMMUNITY ACTION AGENCY		YES			
CFDA 83.523 \$	3,458				
	<u>3,458</u>				
MCLEOD COUNTY HRA					
HEARTLAND COMMUNITY ACTION AGENCY		YES			
CFDA 14.855	84,567				
CFDA 14.857	167,270				
	<u>\$ 251,837</u>				
MEEKER COUNTY HRA					
HEARTLAND COMMUNITY ACTION AGENCY		YES			
CFDA 14.857	195,946				
	<u>\$ 195,946</u>				
MEEKER-WRIGHT SPECIAL ED COOP					
ISD 0466 DASSEL-COKATO		YES	YES	YES	
CFDA 84.173 \$	12,595				
	<u>12,595</u>				
METROPOLITAN COUNCIL					
CATHOLIC CHARITIES -ST PAUL MPLS		YES			
CFDA 93.044 \$	25,900				
	<u>25,900</u>				
RAMSEY COUNTY		YES	YES	YES	
CFDA 93.045 \$	379,345				
	<u>379,345</u>				

STATE OF MINNESOTA
OFFICE OF THE STATE AUDITOR
STATEWIDE SINGLE AUDIT
SUMMARY OF FEDERAL GRANT REVENUE
BY ADMINISTERING AGENCY
FOR THE YEAR ENDED JUNE 30, 1997

ADMINISTERING AGENCY ENTITY CFDA NUMBER	TOTAL	AUDIT REPORT ACCEPTABLE	CROSSCUTTING FINDINGS NONFEDERAL	FEDERAL	GRANT NONCOMPLIANCE
METROPOLITAN LIBRARY SERVICE AGENCY					
CITY OF ST PAUL		YES	YES		
CFDA 84.034	\$ 13,787				
	\$ 13,787				
MPLS LIBRARY BOARD		YES			
CFDA 84.034	\$ 210,217				
MID STATE CHS					
GRANT COUNTY		YES	YES		
CFDA 93.268	\$ 1,548				
CFDA 93.919	22,571				
CFDA 93.994	5,191				
	\$ 29,310				
POPE COUNTY		YES	YES		
CFDA 10.557	\$ 30,268				
CFDA 93.268	6,338				
CFDA 93.994	23,540				
	\$ 60,146				
MID STATE EDUCATION DISTRICT					
BENTON-STEARNES EDUCATION DISTRICT		YES			
CFDA 84.048	\$ 42,894				
MID-MINNESOTA DEVELOPMENT COMM					
LUTHERAN SOCIAL SERVICE OF MN		YES			
CFDA 93.044	\$ 13,687				
MCLEOD COUNTY		YES	YES		
CFDA 93.044	\$ 9,331				
MEEKER COUNTY		YES	YES		
CFDA 93.044	\$ 7,474				
RENVILLE COUNTY		YES	YES		
CFDA 93.044	\$ 6,788				
CFDA 93.046	7,910				
	\$ 14,698				

STATE OF MINNESOTA
OFFICE OF THE STATE AUDITOR
STATEWIDE SINGLE AUDIT
SUMMARY OF FEDERAL GRANT REVENUE
BY ADMINISTERING AGENCY
FOR THE YEAR ENDED JUNE 30, 1997

ADMINISTERING AGENCY ENTITY CFDA NUMBER	TOTAL	AUDIT REPORT ACCEPTABLE	CROSSCUTTING FINDINGS NONFEDERAL	FEDERAL	GRANT NONCOMPLIANCE
MN - CNCL ON VOC TECH EDUCATION					
ANOKA COUNTY		YES	YES	YES	
CFDA 17.250	\$ 16,487				
	\$ 16,487				
CITY OF DULUTH		YES	YES		
CFDA 17.250	\$ 7,399				
ISD 0709 DULUTH		YES	YES		
CFDA 84.048	\$ 118,536				
NE MN OFFICE OF JOB TRAINING		YES			
CFDA 17.250	\$ 52,594				
RESOURCE INC		YES			
CFDA 17.250	\$ 59,500				
RURAL MN CEP INC		YES			
CFDA 17.250	\$ 235,369				
SE MN PRIVATE INDUSTRY COUNCIL		YES	YES	YES	
CFDA 17.250	\$ 19,323				
MN - DEPARTMENT OF ADMINISTRATION					
MURRAY COUNTY		YES	YES		
CFDA 93.630	\$ 544				
MN - DEPARTMENT OF CHILDREN, FAMILIES AND LEARNING					
AMHERST WILDER FOUNDATION		YES			
CFDA 10.550	\$ 17,130				
CFDA 10.553	50,833				
CFDA 10.555	72,241				
CFDA 10.558	2,546,490				
CFDA 16.579	95,035				
CFDA 93.575	28,069				
	\$ 2,809,798				
ANOKA COUNTY		YES	YES	YES	
CFDA 10.553	\$ 32,266				
CFDA 10.555	47,198				
	\$ 79,464				
AREA SPEC ED COOP		YES	YES		
CFDA 84.027	\$ 393,829				
CFDA 84.173	36,297				
CFDA 84.181	2,202				
	\$ 432,328				

STATE OF MINNESOTA
OFFICE OF THE STATE AUDITOR
STATEWIDE SINGLE AUDIT
SUMMARY OF FEDERAL GRANT REVENUE
BY ADMINISTERING AGENCY
FOR THE YEAR ENDED JUNE 30, 1997

ADMINISTERING AGENCY ENTITY	CFDA NUMBER	TOTAL	AUDIT REPORT ACCEPTABLE	CROSSCUTTING FINDINGS NONFEDERAL	FINDINGS FEDERAL	GRANT NONCOMPLIANCE
MN - DEPARTMENT OF CHILDREN, FAMILIES AND LEARNING						
ARROWHEAD ECON OPPORTUNITY AGENCY			YES			
CFDA	10.558	\$ 80,293				
CFDA	84.002	69,390				
		\$ 149,683				
ARROWHEAD LIBRARY SYSTEM			YES	YES	YES	
CFDA	84.034	\$ 145,648				
ARROWHEAD REGIONAL CORR BOARD			YES	YES		
CFDA	10.550	\$ 3,196				
CFDA	10.553	10,057				
CFDA	10.555	21,863				
CFDA	84.002	34,667				
		\$ 69,783				
BEMIDJI INTERDISTRICT COUNCIL			YES	YES	YES	
CFDA	84.027	\$ 637,730				
CFDA	84.173	96,500				
CFDA	84.181	26,783				
		\$ 761,013				
BENTON-STEARNS EDUCATION DISTRICT			YES			
CFDA	84.027	\$ 406,204				
CFDA	84.158	3,160				
CFDA	84.173	145,993				
CFDA	84.181	116,860				
CFDA	84.298	44,000				
		\$ 716,217				
CARVER COUNTY			YES	YES	YES	
CFDA	94.001	\$ 11,500				
CARVER-SCOTT EDUCATIONAL COOP			YES	YES	YES	
CFDA	10.558	\$ 6,082				
CFDA	84.002	81,634				
CFDA	84.027	505,688				
CFDA	84.048	60,527				
CFDA	84.173	79,807				
CFDA	84.181	44,886				
CFDA	84.186	478				
CFDA	94.004	47,397				
CFDA	94.007	17,444				
		\$ 843,943				
CATHOLIC CHARITIES -ST PAUL MPLS			YES			
CFDA	10.550	\$ 9,765				
CFDA	10.553	52,548				
CFDA	10.555	59,039				
CFDA	10.558	56,848				
		\$ 178,200				

STATE OF MINNESOTA
OFFICE OF THE STATE AUDITOR
STATEWIDE SINGLE AUDIT
SUMMARY OF FEDERAL GRANT REVENUE
BY ADMINISTERING AGENCY
FOR THE YEAR ENDED JUNE 30, 1997

ADMINISTERING AGENCY ENTITY CFDA NUMBER	TOTAL	AUDIT REPORT ACCEPTABLE	CROSSCUTTING FINDINGS NONFEDERAL	FINDINGS FEDERAL	GRANT NONCOMPLIANCE
MN - DEPARTMENT OF CHILDREN, FAMILIES AND LEARNING					
CHANNEL ONE INC		YES			
CFDA 10.559	\$ 42,397				
	\$ 42,397				
CHILD CARE RESOURCES & REFERRAL INC		YES			
CFDA 10.558	\$ 4,122,096				
CHILDREN'S ADVOCATE PROG OF MANKATO		YES	YES	YES	
CFDA 10.558	\$ 2,876,838				
CITY OF BROWNS VALLEY		YES	YES	YES	
CFDA 84.154	\$ 71,943				
CITY OF PERHAM		YES	YES	YES	
CFDA 84.154	\$ 70,000				
CITY OF ST PAUL		YES	YES		
CFDA 84.034	\$ 23,157				
CFDA 84.186	38,178				
CFDA 94.006	730,331				YES
	\$ 791,666				
CITY OF ST PETER		YES	YES	YES	
CFDA 84.986	\$ 5,551				
CLAY-WILKIN OPPORTUNITY COUNCIL		YES			
CFDA 10.550	\$ 1,429				
CFDA 10.558	65,964				
	\$ 67,393				
COURAGE CENTER		YES			
CFDA 10.556	\$ 1,797				
CFDA 10.558	11,729				
CFDA 10.559	13,824				
CFDA 94.006	42,927				
	\$ 70,277				
DAKOTA COUNTY		YES	YES	YES	
CFDA 84.181	\$ 23,202				
EAST CENTRAL REGIONAL LIBRARY		YES			
CFDA 84.034	\$ 69,152				
EPISCOPAL C S-ARCHDEACON GILFILLAN		YES			
CFDA 10.550	\$ 2,971				
CFDA 10.553	26,629				
CFDA 10.555	18,858				
	\$ 48,458				

STATE OF MINNESOTA
OFFICE OF THE STATE AUDITOR
STATEWIDE SINGLE AUDIT
SUMMARY OF FEDERAL GRANT REVENUE
BY ADMINISTERING AGENCY
FOR THE YEAR ENDED JUNE 30, 1997

ADMINISTERING AGENCY ENTITY	CFDA NUMBER	TOTAL	AUDIT REPORT ACCEPTABLE	CROSSCUTTING FINDINGS NONFEDERAL	FINDINGS FEDERAL	GRANT NONCOMPLIANCE
MN - DEPARTMENT OF CHILDREN, FAMILIES AND LEARNING						
FERGUS FALLS SPEC ED COOP			YES			
CFDA	84.027	\$ 396,984				
CFDA	84.173	44,983				
CFDA	84.181	20,998				
		<u>\$ 462,965</u>				
FOND DU LAC RESERVATION			YES	YES	YES	YES
CFDA	10.555	\$ 75,267				
CFDA	84.186	1,004				
		<u>\$ 76,271</u>				
FRESHWATER EDUCATION DISTRICT			YES			
CFDA	84.002	\$ 7,616				
CFDA	84.027	325,205				
CFDA	84.048	83,077				
CFDA	84.173	63,193				
CFDA	84.181	4,965				
CFDA	84.186	24,056				
CFDA	84.196	26,895				
CFDA	84.281	18,887				
CFDA	84.243	6,994				
		<u>\$ 560,888</u>				
GRANT COUNTY			YES	YES		
CFDA	84.158	\$ 1,000				
CFDA	93.596	10,225				
		<u>\$ 11,225</u>				
GREAT RIVER REGIONAL LIBRARY			YES	YES	YES	
CFDA	84.034	\$ 117,497				
HEARTLAND COMMUNITY ACTION AGENCY			YES			
CFDA	10.558	\$ 79,913				
HENNEPIN COUNTY			YES			
CFDA	10.553	\$ 89,324				
CFDA	10.555	151,912				
CFDA	84.048	10,000				
		<u>\$ 251,236</u>				
HIAWATHA VALLEY EDUCATION DISTRICT			YES	YES	YES	
CFDA	84.027	\$ 650,133				
CFDA	84.048	128,988				
CFDA	84.173	119,912				
CFDA	84.181	83,434				
		<u>\$ 982,467</u>				
INTERMEDIATE SCHOOL DISTRICT 287			YES			
CFDA	84.048	\$ 210,953				

STATE OF MINNESOTA
OFFICE OF THE STATE AUDITOR
STATEWIDE SINGLE AUDIT
SUMMARY OF FEDERAL GRANT REVENUE
BY ADMINISTERING AGENCY
FOR THE YEAR ENDED JUNE 30, 1997

ADMINISTERING AGENCY ENTITY		TOTAL	AUDIT REPORT	CROSSCUTTING FINDINGS		GRANT
CFDA NUMBER	ACCEPTABLE		NONFEDERAL	FEDERAL	NONCOMPLIANCE	
MN - DEPARTMENT OF CHILDREN, FAMILIES AND LEARNING						
INTERMEDIATE SCHOOL DISTRICT 287			YES			
CFDA	84.173	\$ 11,811				
CFDA	84.181	131,820				
CFDA	84.186	20,108				
CFDA	84.196	4,185				
CFDA	84.281	1,527				
CFDA	84.298	6,975				
CFDA	94.004	5,208				
		<u>\$ 392,587</u>				
ISD 0001 AITKIN			YES			
CFDA	10.550	\$ 21,861				
CFDA	10.553	18,146				
CFDA	10.555	130,671				
CFDA	84.010	202,521				
CFDA	84.186	5,030				
CFDA	84.276	6,980				
CFDA	84.281	6,131				
CFDA	84.298	7,201				
		<u>\$ 398,541</u>				
ISD 0004 MCGREGOR			YES	YES	YES	
CFDA	10.550	\$ 10,392				
CFDA	10.553	19,110				
CFDA	10.555	78,408				
CFDA	84.010	165,993				
CFDA	84.186	2,165				
CFDA	84.281	3,400				
CFDA	84.298	3,671				
		<u>\$ 283,139</u>				
ISD 0011 ANOKA-HENNEPIN			YES			
CFDA	10.555	\$ 1,765,095				
CFDA	10.556	31,806				
CFDA	10.553	245,578				
CFDA	10.558	16,618				
CFDA	10.550	530,373				
CFDA	84.010	1,840,401				
CFDA	84.216	1,801				
CFDA	84.281	97,946				
CFDA	84.298	160,994				
CFDA	84.027	1,716,250				
CFDA	84.173	294,805				
CFDA	84.048	118,349				
CFDA	84.186	346,197				
CFDA	84.276	156,191				
CFDA	84.002	55,375				
		<u>\$ 7,377,779</u>				
ISD 0012 CENTENNIAL			YES	YES		
CFDA	10.550	\$ 66,576				

STATE OF MINNESOTA
OFFICE OF THE STATE AUDITOR
STATEWIDE SINGLE AUDIT
SUMMARY OF FEDERAL GRANT REVENUE
BY ADMINISTERING AGENCY
FOR THE YEAR ENDED JUNE 30, 1997

ADMINISTERING AGENCY ENTITY	CFDA NUMBER	TOTAL	AUDIT REPORT ACCEPTABLE	CROSSCUTTING FINDINGS NONFEDERAL	FINDINGS FEDERAL	GRANT NONCOMPLIANCE
MN - DEPARTMENT OF CHILDREN, FAMILIES AND LEARNING						
ISD 0012	CENTENNIAL		YES	YES		
CFDA	10.553	\$ 15,875				
CFDA	10.555	205,151				
CFDA	10.556	3,023				
CFDA	84.010	240,583				YES
CFDA	84.027	207,891				YES
CFDA	84.162	15,941				
CFDA	84.173	39,263				
CFDA	84.186	20,250				
CFDA	84.276	26,337				
CFDA	84.298	23,730				
		\$ 864,620				
ISD 0013	COLUMBIA HEIGHTS		YES	YES		
CFDA	10.550	\$ 59,607				
CFDA	10.553	36,212				
CFDA	10.555	288,900				
CFDA	10.556	1,383				
CFDA	84.010	341,846				YES
CFDA	84.027	205,638				YES
CFDA	84.048	17,768				
CFDA	84.173	15,375				
CFDA	84.186	12,045				
CFDA	84.216	10,255				
CFDA	84.276	15,015				
CFDA	84.281	9,717				
CFDA	84.298	17,512				
		\$ 1,031,273				
ISD 0014	FRIDLEY		YES	YES	YES	
CFDA	10.550	\$ 47,054				
CFDA	10.553	28,801				
CFDA	10.555	201,328				
CFDA	10.556	835				
CFDA	84.010	165,984				
CFDA	84.027	124,827				
CFDA	84.048	102,573				
CFDA	84.173	13,755				
CFDA	84.181	340				
CFDA	84.186	16,787				
CFDA	84.276	13,040				
CFDA	84.281	24,076				
CFDA	84.298	17,648				
		\$ 757,048				
ISD 0015	ST FRANCIS		YES	YES	YES	
CFDA	10.550	\$ 81,510				
CFDA	10.553	32,049				
CFDA	10.555	367,909				
CFDA	84.010	294,727				
CFDA	84.027	214,163				
CFDA	84.029	38,336				

STATE OF MINNESOTA
OFFICE OF THE STATE AUDITOR
STATEWIDE SINGLE AUDIT
SUMMARY OF FEDERAL GRANT REVENUE
BY ADMINISTERING AGENCY
FOR THE YEAR ENDED JUNE 30, 1997

ADMINISTERING AGENCY ENTITY	CFDA NUMBER	TOTAL	AUDIT REPORT ACCEPTABLE	CROSSCUTTING FINDINGS NONFEDERAL	FINDINGS FEDERAL	GRANT NONCOMPLIANCE
MN - DEPARTMENT OF CHILDREN, FAMILIES AND LEARNING						
ISD 0015	ST FRANCIS		YES	YES	YES	
CFDA	84.186	\$ 20,595				
CFDA	84.216	600				
CFDA	84.281	9,808				
CFDA	84.298	32,628				
		<u>\$ 1,092,325</u>				
ISD 0016	SPRING LAKE PARK		YES			
CFDA	10.550	\$ 58,036				
CFDA	10.553	38,197				
CFDA	10.555	228,559				
CFDA	10.558	8,308				
CFDA	84.010	318,127				
CFDA	84.027	169,099				
CFDA	84.048	18,451				
CFDA	84.173	10,479				
CFDA	84.186	14,378				
CFDA	84.276	20,924				
CFDA	84.281	23,018				
CFDA	84.298	22,339				
		<u>\$ 929,915</u>				
ISD 0022	DETROIT LAKES		YES	YES	YES	
CFDA	10.550	\$ 44,901				
CFDA	10.553	36,149				
CFDA	10.555	246,890				
CFDA	10.558	1,528				
CFDA	84.002	12,150				
CFDA	84.009	24,160				
CFDA	84.010	412,246				
CFDA	84.027	135,149				
CFDA	84.173	34,681				
CFDA	84.181	5,856				
CFDA	84.186	10,778				
CFDA	84.276	14,900				
CFDA	84.281	12,947				
CFDA	84.298	15,794				
		<u>\$ 1,008,129</u>				
ISD 0023	FRAZEE		YES			
CFDA	10.550	\$ 25,317				
CFDA	10.553	24,294				
CFDA	10.555	123,684				
CFDA	10.556	158				
CFDA	84.010	201,766				
CFDA	84.027	65,410				
CFDA	84.173	24,517				
CFDA	84.276	937				
CFDA	84.281	6,444				
CFDA	84.298	7,710				
		<u>\$ 480,237</u>				

STATE OF MINNESOTA
OFFICE OF THE STATE AUDITOR
STATEWIDE SINGLE AUDIT
SUMMARY OF FEDERAL GRANT REVENUE
BY ADMINISTERING AGENCY
FOR THE YEAR ENDED JUNE 30, 1997

ADMINISTERING AGENCY ENTITY	CFDA NUMBER	TOTAL	AUDIT REPORT ACCEPTABLE	CROSSCUTTING FINDINGS NONFEDERAL	FINDINGS FEDERAL	GRANT NONCOMPLIANCE
MN - DEPARTMENT OF CHILDREN, FAMILIES AND LEARNING						
ISD 0031	BEMIDJI		YES	YES	YES	
CFDA	10.550 \$	106,756				
CFDA	10.553	119,140				
CFDA	10.555	594,599				
CFDA	10.559	24,424				
CFDA	84.002	43,006				
CFDA	84.010	1,167,501				
CFDA	84.027	255,407				
CFDA	84.281	23,118				
CFDA	84.173	47,917				
CFDA	84.181	20,832				
CFDA	84.186	39,605				
CFDA	84.196	33,000				
CFDA	84.276	28,020				
CFDA	84.298	34,340				
		<u>\$ 2,537,665</u>				
ISD 0032	BLACKDUCK		YES	YES	YES	
CFDA	10.550 \$	15,581				
CFDA	10.553	21,484				
CFDA	10.555	116,939				
CFDA	84.010	133,917				
CFDA	84.186	3,393				
CFDA	84.276	461				
CFDA	84.281	2,086				
CFDA	84.298	4,776				
		<u>\$ 298,637</u>				
ISD 0038	RED LAKE		YES	YES		
CFDA	10.550 \$	24,110				
CFDA	10.553	90,721				
CFDA	10.555	199,662				
CFDA	84.010	495,608				
CFDA	84.013	12,097				
CFDA	84.027	76,078				
CFDA	84.173	9,834				
CFDA	84.181	12,717				
CFDA	84.298	7,183				
		<u>\$ 928,010</u>				
ISD 0047	SAUK RAPIDS		YES	YES	YES	
CFDA	10.550 \$	56,943				
CFDA	10.553	20,698				
CFDA	10.555	206,225				
CFDA	10.556	3,960				
CFDA	84.010	198,526				
CFDA	84.186	13,369				
CFDA	84.216	10,294				
CFDA	84.276	16,300				
CFDA	84.281	10,123				
CFDA	84.298	16,391				
		<u>\$ 552,829</u>				

STATE OF MINNESOTA
OFFICE OF THE STATE AUDITOR
STATEWIDE SINGLE AUDIT
SUMMARY OF FEDERAL GRANT REVENUE
BY ADMINISTERING AGENCY
FOR THE YEAR ENDED JUNE 30, 1997

ADMINISTERING AGENCY ENTITY		TOTAL	AUDIT	CROSSCUTTING FINDINGS		GRANT
CFDA NUMBER	REPORT		NONFEDERAL	FEDERAL	NONCOMPLIANCE	
MN - DEPARTMENT OF CHILDREN, FAMILIES AND LEARNING						
ISD 0051	FOLEY		YES	YES	YES	
CFDA	10.550	\$ 40,761				
CFDA	10.555	133,796				YES
CFDA	10.558	5,164				
CFDA	84.010	214,835				
CFDA	84.186	7,170				
CFDA	84.276	9,360				
CFDA	84.281	7,337				
CFDA	84.298	9,225				
		<u>\$ 427,648</u>				
ISD 0077	MANKATO		YES			
CFDA	10.550	\$ 102,906				
CFDA	10.553	78,014				
CFDA	10.555	457,944				
CFDA	10.556	9,218				
CFDA	84.002	26,460				
CFDA	84.010	657,577				
CFDA	84.027	287,306				
CFDA	84.048	25,818				
CFDA	84.173	60,165				
CFDA	84.181	46,870				
CFDA	84.186	60,491				
CFDA	84.216	2,592				
CFDA	84.281	20,254				
CFDA	84.298	50,025				
		<u>\$ 1,885,640</u>				
ISD 0088	NEW ULM		YES			
CFDA	10.550	\$ 74,083				
CFDA	10.553	7,593				
CFDA	10.555	150,163				
CFDA	10.556	3,336				
CFDA	10.558	285				
CFDA	84.010	177,139				
CFDA	84.186	15,586				
CFDA	84.216	3,026				
CFDA	84.298	17,941				
		<u>\$ 449,152</u>				
ISD 0094	CLOQUET		YES	YES	YES	
CFDA	10.550	\$ 32,985				
CFDA	10.553	15,729				
CFDA	10.555	201,231				
CFDA	10.556	4,187				
CFDA	10.559	18,990				
CFDA	84.010	352,107				
CFDA	84.027	531,180				
CFDA	84.048	14,803				
CFDA	84.173	180,935				
CFDA	84.181	34,702				
CFDA	84.186	10,397				

STATE OF MINNESOTA
OFFICE OF THE STATE AUDITOR
STATEWIDE SINGLE AUDIT
SUMMARY OF FEDERAL GRANT REVENUE
BY ADMINISTERING AGENCY
FOR THE YEAR ENDED JUNE 30, 1997

ADMINISTERING AGENCY ENTITY CFDA NUMBER	TOTAL	AUDIT REPORT ACCEPTABLE	CROSSCUTTING FINDINGS NONFEDERAL	FINDINGS FEDERAL	GRANT NONCOMPLIANCE
MN - DEPARTMENT OF CHILDREN, FAMILIES AND LEARNING					
ISD 0094 CLOQUET		YES	YES	YES	
CFDA 84.196 \$	11,580				
CFDA 84.276	36,858				
CFDA 84.281	11,586				
CFDA 84.298	14,352				
	<u>\$ 1,471,622</u>				
ISD 0113 WALKER-AKELEY		YES			
CFDA 10.550 \$	16,082				
CFDA 10.553	27,437				
CFDA 10.555	101,568				
CFDA 84.010	213,990				
CFDA 84.298	5,706				
CFDA 84.186	12,570				
CFDA 84.276	524				
CFDA 84.281	2,985				
	<u>\$ 380,862</u>				
ISD 0115 CASS LAKE		YES	YES	YES	
CFDA 10.550 \$	15,588				
CFDA 10.553	63,046				
CFDA 10.555	213,727				
CFDA 10.559	18,480				
CFDA 84.002	7,280				
CFDA 84.010	291,234				
CFDA 84.186	1,427				
CFDA 84.276	5,207				
CFDA 84.281	11,841				
CFDA 84.298	9,152				
	<u>\$ 636,982</u>				
ISD 0118 REMER		YES	YES	YES	
CFDA 10.550 \$	12,400				
CFDA 10.553	15,839				
CFDA 10.555	63,255				
CFDA 84.010	230,272				
CFDA 84.027	23,522				
CFDA 84.173	1,966				
CFDA 84.276	2,961				
CFDA 84.281	4,659				
CFDA 84.298	4,826				
	<u>\$ 359,700</u>				
ISD 0129 MONTEVIDEO		YES			
CFDA 10.550 \$	26,731				
CFDA 10.553	7,101				
CFDA 10.555	136,858				
CFDA 10.559	384,779				
CFDA 84.010	170,391				
CFDA 84.011	16,488				
CFDA 84.186	5,966				

STATE OF MINNESOTA
OFFICE OF THE STATE AUDITOR
STATEWIDE SINGLE AUDIT
SUMMARY OF FEDERAL GRANT REVENUE
BY ADMINISTERING AGENCY
FOR THE YEAR ENDED JUNE 30, 1997

ADMINISTERING AGENCY ENTITY	CFDA NUMBER	TOTAL	AUDIT REPORT ACCEPTABLE	CROSSCUTTING NONFEDERAL	FINDINGS FEDERAL	GRANT NONCOMPLIANCE
MN - DEPARTMENT OF CHILDREN, FAMILIES AND LEARNING						
ISD 0129	MONTEVIDEO		YES			
CFDA	84.276	\$ 8,220				
CFDA	84.281	6,144				
CFDA	84.298	7,955				
CFDA	93.560	<u>8,178</u>				
		\$ 778,811				
ISD 0138	NORTH BRANCH		YES			
CFDA	10.550	\$ 24,399				
CFDA	10.553	18,697				
CFDA	10.555	189,532				
CFDA	10.556	4,130				
CFDA	84.010	174,429				
CFDA	84.027	82,050				
CFDA	84.048	13,460				
CFDA	84.298	9,439				
CFDA	84.281	3,600				
CFDA	84.173	15,187				
CFDA	84.186	11,120				
CFDA	84.276	<u>239</u>				
		\$ 546,282				
ISD 0152	MOORHEAD		YES	YES		
CFDA	10.550	\$ 91,042				
CFDA	10.553	49,393				
CFDA	10.555	409,611				YES
CFDA	10.556	3,556				
CFDA	84.002	40,270				
CFDA	84.010	719,690				YES
CFDA	84.011	204,482				
CFDA	84.027	439,795				
CFDA	84.086	1,163				
CFDA	84.298	34,057				
CFDA	84.281	24,250				
CFDA	84.173	44,625				
CFDA	84.186	46,989				
CFDA	84.181	44,713				
CFDA	84.196	28,232				
CFDA	84.215	8,976				
CFDA	84.276	63,867				
CFDA	84.216	<u>8,658</u>				
		\$ 2,263,369				
ISD 0162	BAGLEY		YES	YES	YES	
CFDA	10.553	\$ 13,137				
CFDA	10.555	151,537				
CFDA	10.550	19,792				
CFDA	84.010	368,309				
CFDA	84.298	8,234				
CFDA	84.281	9,911				
CFDA	84.186	3,925				
CFDA	84.027	1,000				

STATE OF MINNESOTA
OFFICE OF THE STATE AUDITOR
STATEWIDE SINGLE AUDIT
SUMMARY OF FEDERAL GRANT REVENUE
BY ADMINISTERING AGENCY
FOR THE YEAR ENDED JUNE 30, 1997

ADMINISTERING AGENCY ENTITY	CFDA NUMBER	TOTAL	AUDIT REPORT ACCEPTABLE	CROSSCUTTING FINDINGS NONFEDERAL	FEDERAL	GRANT NONCOMPLIANCE
MN - DEPARTMENT OF CHILDREN, FAMILIES AND LEARNING						
ISD 0162 BAGLEY			YES	YES		YES
CFDA	84.276	\$ 4,541				
		\$ 580,386				
ISD 0166 COOK COUNTY			YES	YES		YES
CFDA	10.550	\$ 9,740				
CFDA	10.553	3,780				
CFDA	10.555	26,069				
CFDA	10.556	544				
CFDA	84.010	55,368				
CFDA	84.186	5,154				
CFDA	84.281	3,115				
CFDA	84.298	3,280				
		\$ 107,050				
ISD 0177 WINDOM			YES	YES		YES
CFDA	10.550	\$ 28,302				
CFDA	10.555	106,103				
CFDA	84.010	167,649				
CFDA	84.186	4,800				
CFDA	84.281	788				
CFDA	84.298	4,279				
		\$ 311,921				
ISD 0181 BRAINERD			YES	YES		
CFDA	10.550	\$ 131,622				
CFDA	10.553	108,852				
CFDA	10.555	567,797				
CFDA	10.556	407				
CFDA	84.002	7,937				
CFDA	84.010	1,036,191				
CFDA	84.027	510,443				
CFDA	84.048	88,878				
CFDA	84.158	143				
CFDA	84.173	192,202				
CFDA	84.181	61,545				
CFDA	84.186	54,438				
CFDA	84.216	4,673				
CFDA	84.276	26,671				
CFDA	84.281	33,485				
CFDA	84.298	39,170				
		\$ 2,864,454				
ISD 0182 CROSBY			YES	YES		
CFDA	10.550	\$ 26,312				
CFDA	10.553	24,671				
CFDA	10.555	142,680				
CFDA	84.010	308,044				
CFDA	84.186	6,133				
CFDA	84.281	6,435				
CFDA	84.298	7,710				
		\$ 521,985				

STATE OF MINNESOTA
OFFICE OF THE STATE AUDITOR
STATEWIDE SINGLE AUDIT
SUMMARY OF FEDERAL GRANT REVENUE
BY ADMINISTERING AGENCY
FOR THE YEAR ENDED JUNE 30, 1997

ADMINISTERING AGENCY ENTITY		TOTAL	AUDIT REPORT	CROSSCUTTING FINDINGS		GRANT
CFDA NUMBER	ACCEPTABLE		NONFEDERAL	FEDERAL	NONCOMPLIANCE	
MN - DEPARTMENT OF CHILDREN, FAMILIES AND LEARNING						
ISD 0191	BURNSVILLE		YES	YES		
CFDA	10.550 \$	146,218				
CFDA	10.553	5,492				
CFDA	10.555	488,185				
CFDA	10.558	21,686				
CFDA	10.560	39				
CFDA	84.002	20,944				
CFDA	84.010	402,284				
CFDA	84.027	494,984				
CFDA	84.029	894				
CFDA	84.048	27,774				
CFDA	84.173	91,182				
CFDA	84.181	46,872				
CFDA	84.186	68,515				
CFDA	84.281	30,567				
CFDA	84.276	56,150				
CFDA	84.298	61,466				
CFDA	93.938	140				
		<u>\$ 1,963,392</u>				
ISD 0192	FARMINGTON		YES	YES	YES	
CFDA	10.550 \$	58,942				
CFDA	10.553	8,527				
CFDA	10.555	172,569				
CFDA	10.556	1,827				
CFDA	84.010	88,444				
CFDA	84.027	190,648				
CFDA	84.164	2,568				
CFDA	84.173	41,875				
CFDA	84.181	8,290				
CFDA	84.186	16,026				
CFDA	84.276	16,840				
CFDA	84.298	11,703				
		<u>\$ 618,259</u>				
ISD 0194	LAKEVILLE		YES	YES		
CFDA	10.550 \$	96,282				
CFDA	10.555	242,966				
CFDA	84.010	128,148				
CFDA	84.027	295,545				
CFDA	84.173	45,494				
CFDA	84.181	32,715				
CFDA	84.186	26,619				
CFDA	84.276	36,795				
CFDA	84.281	19,122				
CFDA	84.298	23,262				
		<u>\$ 946,948</u>				
ISD 0196	ROSEMOUNT		YES	YES		
CFDA	10.550 \$	187,869				
CFDA	10.553	64,700				
CFDA	10.555	734,627				

STATE OF MINNESOTA
OFFICE OF THE STATE AUDITOR
STATEWIDE SINGLE AUDIT
SUMMARY OF FEDERAL GRANT REVENUE
BY ADMINISTERING AGENCY
FOR THE YEAR ENDED JUNE 30, 1997

ADMINISTERING AGENCY ENTITY		TOTAL	AUDIT REPORT	CROSSCUTTING FINDINGS		GRANT
CFDA NUMBER	ACCEPTABLE		NONFEDERAL	FEDERAL	NONCOMPLIANCE	
MN - DEPARTMENT OF CHILDREN, FAMILIES AND LEARNING						
ISD 0196	ROSEMOUNT		YES	YES		
CFDA	10.556 \$	9,787				
CFDA	84.002	51,100				
CFDA	84.010	544,553				
CFDA	84.027	1,227,002				YES
CFDA	84.048	44,718				
CFDA	84.173	199,896				
CFDA	84.181	81,332				
CFDA	84.186	208,030				
CFDA	84.276	127,820				
CFDA	84.281	31,665				
CFDA	84.298	102,435				
		<u>\$ 3,615,534</u>				
ISD 0197	WEST ST PAUL		YES	YES		
CFDA	10.550 \$	92,665				
CFDA	10.553	12,211				
CFDA	10.555	221,388				
CFDA	84.010	200,305				YES
CFDA	84.027	253,820				
CFDA	84.173	49,350				
CFDA	84.181	23,793				
CFDA	84.186	27,375				
CFDA	84.216	14,033				
CFDA	84.276	21,072				
CFDA	84.281	16,964				
CFDA	84.298	29,458				
		<u>\$ 962,434</u>				
ISD 0199	INVER GROVE HEIGHTS		YES	YES		
CFDA	10.550 \$	78,693				
CFDA	10.553	43,507				YES
CFDA	10.555	236,734				YES
CFDA	10.556	2,824				
CFDA	84.010	247,486				YES
CFDA	84.027	193,629				
CFDA	84.173	29,615				
CFDA	84.181	19,820				
CFDA	84.186	13,473				
CFDA	84.213	179,987				
CFDA	84.276	19,807				
CFDA	84.281	13,203				
CFDA	84.298	15,628				
		<u>\$ 1,094,406</u>				
ISD 0200	HASTINGS		YES	YES		
CFDA	10.550 \$	93,332				
CFDA	10.555	236,766				
CFDA	10.556	5,982				
CFDA	84.010	189,532				
CFDA	84.027	214,718				
CFDA	84.298	22,763				

STATE OF MINNESOTA
OFFICE OF THE STATE AUDITOR
STATEWIDE SINGLE AUDIT
SUMMARY OF FEDERAL GRANT REVENUE
BY ADMINISTERING AGENCY
FOR THE YEAR ENDED JUNE 30, 1997

ADMINISTERING AGENCY ENTITY	CFDA NUMBER	TOTAL	AUDIT	CROSSCUTTING FINDINGS		GRANT
			REPORT ACCEPTABLE	NONFEDERAL	FEDERAL	NONCOMPLIANCE
MN - DEPARTMENT OF CHILDREN, FAMILIES AND LEARNING						
ISD 0200	HASTINGS		YES		YES	
CFDA	84.173 \$	40,950				
CFDA	84.181	16,926				
CFDA	84.186	34,391				
CFDA	84.216	9,458				
CFDA	84.276	19,012				
CFDA	84.281	5,319				
		<u>\$ 889,149</u>				
ISD 0206	ALEXANDRIA		YES			
CFDA	10.550 \$	87,567				
CFDA	10.553	14,598				
CFDA	10.555	297,632				
CFDA	84.002	41,600				
CFDA	84.010	302,639				
CFDA	84.027	283,364				
CFDA	84.048	14,820				
CFDA	84.158	1,771				
CFDA	84.173	71,485				
CFDA	84.186	16,666				
CFDA	84.281	12,021				
CFDA	84.298	21,050				
CFDA	84.181	137,797				
CFDA	84.216	11,415				
CFDA	84.276	21,221				
		<u>\$ 1,335,646</u>				
ISD 0241	ALBERT LEA		YES		YES	
CFDA	10.550 \$	54,969				
CFDA	10.553	27,612				
CFDA	10.555	287,904				
CFDA	10.556	1,829				
CFDA	84.010	389,381				YES
CFDA	84.027	212,896				
CFDA	84.048	18,641				
CFDA	84.173	29,838				
CFDA	84.181	13,400				
CFDA	84.186	15,920				
CFDA	84.216	900				
CFDA	84.276	71,150				
CFDA	84.281	13,474				
CFDA	84.298	15,878				
		<u>\$ 1,153,792</u>				
ISD 0256	RED WING		YES			
CFDA	10.550 \$	63,403				
CFDA	10.553	14,835				
CFDA	10.555	178,223				
CFDA	10.556	1,917				
CFDA	84.002	32,881				
CFDA	84.010	188,124				
CFDA	84.027	120,241				

STATE OF MINNESOTA
OFFICE OF THE STATE AUDITOR
STATEWIDE SINGLE AUDIT
SUMMARY OF FEDERAL GRANT REVENUE
BY ADMINISTERING AGENCY
FOR THE YEAR ENDED JUNE 30, 1997

ADMINISTERING AGENCY ENTITY		TOTAL	AUDIT REPORT	CROSSCUTTING FINDINGS		GRANT
CFDA NUMBER	ACCEPTABLE		NONFEDERAL	FEDERAL	NONCOMPLIANCE	
MN - DEPARTMENT OF CHILDREN, FAMILIES AND LEARNING						
ISD 0256	RED WING		YES			
CFDA	84.048 \$	11,614				
CFDA	84.173	26,451				
CFDA	84.186	25,729				
CFDA	84.276	17,542				
CFDA	84.281	2,217				
CFDA	84.298	31,263				
		<u>\$ 714,440</u>				
ISD 0270	HOPKINS		YES	YES	YES	
CFDA	10.550 \$	85,966				
CFDA	10.553	25,222				
CFDA	10.556	4,484				
CFDA	10.555	271,727				YES
CFDA	10.560	70				
CFDA	84.010	414,280				
CFDA	84.002	6,542				
CFDA	84.027	262,732				
CFDA	84.173	39,858				
CFDA	84.186	78,158				
CFDA	84.216	5,957				
CFDA	84.276	40,210				
CFDA	84.281	31,430				
CFDA	84.298	59,535				
		<u>\$ 1,326,171</u>				
ISD 0271	BLOOMINGTON		YES	YES	YES	
CFDA	10.550 \$	279,947				
CFDA	10.553	114,670				
CFDA	10.555	613,615				
CFDA	84.002	68,158				
CFDA	84.010	703,452				
CFDA	84.027	709,003				
CFDA	84.048	27,952				
CFDA	84.173	97,137				
CFDA	84.181	126,215				
CFDA	84.186	78,654				
CFDA	84.216	13,081				
CFDA	84.276	49,317				
CFDA	84.281	43,490				
CFDA	84.298	58,329				
		<u>\$ 2,983,020</u>				
ISD 0272	EDEN PRAIRIE		YES	YES		
CFDA	10.550 \$	128,302				
CFDA	10.553	6,833				
CFDA	10.555	253,370				YES
CFDA	10.556	6,010				
CFDA	84.010	195,680				
CFDA	84.027	255,536				
CFDA	84.173	31,453				
CFDA	84.186	33,873				

STATE OF MINNESOTA
OFFICE OF THE STATE AUDITOR
STATEWIDE SINGLE AUDIT
SUMMARY OF FEDERAL GRANT REVENUE
BY ADMINISTERING AGENCY
FOR THE YEAR ENDED JUNE 30, 1997

ADMINISTERING AGENCY ENTITY	CFDA NUMBER	TOTAL	AUDIT REPORT ACCEPTABLE	CROSSCUTTING FINDINGS NONFEDERAL	FEDERAL	GRANT NONCOMPLIANCE
MN - DEPARTMENT OF CHILDREN, FAMILIES AND LEARNING						
ISD 0272	EDEN PRAIRIE		YES	YES		
	CFDA 84.276	\$ 24,823				
	CFDA 84.281	18,249				
	CFDA 84.298	68,095				
		<u>\$ 1,022,224</u>				
ISD 0276	MINNETONKA		YES	YES		
	CFDA 10.550	\$ 51,384				
	CFDA 10.555	166,522				
	CFDA 10.556	4,020				
	CFDA 84.010	120,199				
	CFDA 84.027	321,048				
	CFDA 84.158	353				
	CFDA 84.173	57,596				
	CFDA 84.186	59,915				
	CFDA 84.276	36,195				
	CFDA 84.281	27,580				
	CFDA 84.298	49,493				
		<u>\$ 894,305</u>				
ISD 0277	WESTONKA		YES			
	CFDA 10.550	\$ 46,547				
	CFDA 10.555	114,887				
	CFDA 84.002	52,476				
	CFDA 84.010	167,837				
	CFDA 84.027	110,887				
	CFDA 84.048	12,213				
	CFDA 84.173	33,731				
	CFDA 84.186	17,380				
	CFDA 84.276	11,725				
	CFDA 84.281	3,233				
	CFDA 84.298	12,730				
		<u>\$ 583,646</u>				
ISD 0279	OSSEO		YES	YES		
	CFDA 10.550	\$ 317,671				
	CFDA 10.553	125,031				
	CFDA 10.555	1,063,169				
	CFDA 10.556	4,338				
	CFDA 10.559	11,058				
	CFDA 84.010	935,769				
	CFDA 84.027	690,103				
	CFDA 84.048	66,969				
	CFDA 84.173	137,043				
	CFDA 84.181	88,799				
	CFDA 84.186	147,942				
	CFDA 84.216	4,223				
	CFDA 84.276	104,591				
	CFDA 84.281	80,596				
	CFDA 84.298	86,321				
		<u>\$ 3,863,623</u>				

STATE OF MINNESOTA
OFFICE OF THE STATE AUDITOR
STATEWIDE SINGLE AUDIT
SUMMARY OF FEDERAL GRANT REVENUE -
BY ADMINISTERING AGENCY
FOR THE YEAR ENDED JUNE 30, 1997

ADMINISTERING AGENCY ENTITY	CFDA NUMBER	TOTAL	AUDIT REPORT ACCEPTABLE	CROSSCUTTING FINDINGS NONFEDERAL	FEDERAL	GRANT NONCOMPLIANCE
MN - DEPARTMENT OF CHILDREN, FAMILIES AND LEARNING						
ISD 0283	ST LOUIS PARK		YES	YES		
CFDA	10.550 \$	49,413				
CFDA	10.553	37,313				
CFDA	10.555	240,077				
CFDA	10.556	3,057				
CFDA	84.002	17,271				
CFDA	84.010	310,350				
CFDA	84.027	222,091				
CFDA	84.298	22,450				
CFDA	84.281	19,631				
CFDA	84.173	48,542				
CFDA	84.276	48,540				
CFDA	84.186	22,110				
		\$ 1,040,845				
ISD 0284	WAYZATA		YES			
CFDA	10.550 \$	61,883				
CFDA	10.555	211,992				
CFDA	84.010	225,920				
CFDA	84.027	272,342				
CFDA	84.048	12,248				
CFDA	84.168	21,883				
CFDA	84.173	51,870				
CFDA	84.186	31,523				
CFDA	84.276	10,061				
CFDA	84.298	40,935				
		\$ 940,657				
ISD 0286	BROOKLYN CENTER		YES			
CFDA	10.550 \$	27,018				
CFDA	10.553	54,052				
CFDA	10.555	185,433				
CFDA	84.010	142,629				
CFDA	84.027	18,274				
CFDA	84.173	7,309				
CFDA	84.186	9,911				
CFDA	84.276	5,755				
CFDA	84.298	6,959				
		\$ 457,340				
ISD 0309	PARK RAPIDS		YES	YES	YES	
CFDA	10.550 \$	32,274				
CFDA	10.553	24,433				
CFDA	10.555	181,218				
CFDA	84.010	278,679				
CFDA	84.027	84,238				
CFDA	84.173	9,334				
CFDA	84.181	12,599				
CFDA	84.276	10,300				
CFDA	84.281	6,560				
CFDA	84.298	8,641				
		\$ 648,276				

STATE OF MINNESOTA
OFFICE OF THE STATE AUDITOR
STATEWIDE SINGLE AUDIT
SUMMARY OF FEDERAL GRANT REVENUE
BY ADMINISTERING AGENCY
FOR THE YEAR ENDED JUNE 30, 1997

ADMINISTERING AGENCY ENTITY		TOTAL	AUDIT REPORT	CROSSCUTTING FINDINGS		GRANT
CFDA NUMBER	ACCEPTABLE		NONFEDERAL	FEDERAL	NONCOMPLIANCE	
MN - DEPARTMENT OF CHILDREN, FAMILIES AND LEARNING						
ISD 0316	COLERAINE		YES	YES		YES
CFDA	10.550 \$	22,663				
CFDA	10.553	32,842				
CFDA	10.555	130,270				
CFDA	10.556	877				
CFDA	84.010	268,152				
CFDA	84.186	4,360				
CFDA	84.276	7,690				
CFDA	84.281	8,992				
CFDA	84.298	18,355				
	\$	494,201				
ISD 0317	DEER RIVER		YES	YES		YES
CFDA	10.550 \$	24,837				
CFDA	10.553	32,736				
CFDA	10.555	132,861				
CFDA	84.010	293,658				
CFDA	84.186	3,836				
CFDA	84.276	5,975				
CFDA	84.281	2,123				
CFDA	84.298	9,616				
	\$	505,642				
ISD 0318	GRAND RAPIDS		YES	YES		YES
CFDA	10.550 \$	60,529				
CFDA	10.553	99,510				
CFDA	10.555	328,229				
CFDA	10.559	10,555				
CFDA	84.010	893,504				
CFDA	84.027	190,679				
CFDA	84.048	33,864				
CFDA	84.173	70,009				
CFDA	84.181	32,428				
CFDA	84.186	21,304				
CFDA	84.249	89				
CFDA	84.276	24,094				
CFDA	84.281	24,521				
CFDA	84.298	32,743				
CFDA	94.001	6,484				
	\$	1,828,542				
ISD 0345	NEW LONDON-SPICER		YES	YES		YES
CFDA	10.550 \$	33,594				
CFDA	10.553	10,387				
CFDA	10.555	96,398				
CFDA	84.010	144,202				
CFDA	84.186	13,065				
CFDA	84.276	910				
CFDA	84.281	7,401				
CFDA	84.298	7,487				
	\$	313,444				

STATE OF MINNESOTA
OFFICE OF THE STATE AUDITOR
STATEWIDE SINGLE AUDIT
SUMMARY OF FEDERAL GRANT REVENUE -
BY ADMINISTERING AGENCY
FOR THE YEAR ENDED JUNE 30, 1997

ADMINISTERING AGENCY ENTITY		TOTAL	AUDIT REPORT	CROSSCUTTING FINDINGS		GRANT
CFDA NUMBER	ACCEPTABLE		NONFEDERAL	FEDERAL	NONCOMPLIANCE	
MN - DEPARTMENT OF CHILDREN, FAMILIES AND LEARNING						
ISD 0347	WILLMAR		YES	YES		YES
CFDA	10.550	\$ 51,835				
CFDA	10.553	71,156				
CFDA	10.555	409,273				
CFDA	10.556	3,145				
CFDA	84.002	25,609				
CFDA	84.010	607,072				
CFDA	84.011	34,783				
CFDA	84.276	26,171				
CFDA	84.281	17,483				
CFDA	84.298	25,085				
		<u>\$ 1,271,612</u>				
ISD 0361	INTERNATIONAL FALLS		YES	YES		YES
CFDA	10.550	\$ 21,682				
CFDA	10.553	21,669				
CFDA	10.555	108,193				
CFDA	84.010	345,792				
CFDA	84.027	69,066				
CFDA	84.276	6,673				
CFDA	84.281	6,841				
CFDA	84.173	14,932				
CFDA	84.186	6,906				
CFDA	84.181	1,866				
CFDA	84.276	8,046				
		<u>\$ 611,666</u>				
ISD 0413	MARSHALL		YES	YES		YES
CFDA	10.553	\$ 12,171				
CFDA	10.555	173,612				
CFDA	10.556	3,267				
CFDA	84.002	20,818				
CFDA	84.010	189,966				
CFDA	84.027	86,541				
CFDA	84.173	5,016				
CFDA	84.181	22,134				
CFDA	84.186	10,451				
CFDA	84.276	13,052				
CFDA	84.281	4,996				
CFDA	84.298	20,797				
		<u>\$ 562,821</u>				
ISD 0423	HUTCHINSON		YES	YES		YES
CFDA	10.550	\$ 31,605				
CFDA	10.553	9,828				
CFDA	10.555	131,812				
CFDA	84.010	174,283				
CFDA	84.186	14,050				
CFDA	84.216	12,284				
CFDA	84.276	15,981				
CFDA	84.281	3,106				
CFDA	84.298	13,564				
		<u>\$ 406,513</u>				

STATE OF MINNESOTA
OFFICE OF THE STATE AUDITOR
STATEWIDE SINGLE AUDIT
SUMMARY OF FEDERAL GRANT REVENUE -
BY ADMINISTERING AGENCY
FOR THE YEAR ENDED JUNE 30, 1997

ADMINISTERING AGENCY ENTITY		TOTAL	AUDIT REPORT	CROSSCUTTING FINDINGS		GRANT
CFDA NUMBER	ACCEPTABLE		NONFEDERAL	FEDERAL	NONCOMPLIANCE	
MN - DEPARTMENT OF CHILDREN, FAMILIES AND LEARNING						
ISD 0432	MAHNOMEN		YES	YES		YES
CFDA	10.550	\$ 18,575				
CFDA	10.553	25,258				
CFDA	10.555	137,310				
CFDA	10.559	3,333				
CFDA	84.010	257,277				
CFDA	84.186	6,507				
CFDA	84.281	5,071				
CFDA	84.298	4,669				
		<u>\$ 458,000</u>				
ISD 0435	WAUBUN		YES	YES		YES
CFDA	10.550	\$ 18,324				
CFDA	10.555	120,713				
CFDA	84.010	219,943				
CFDA	84.276	6,614				
CFDA	84.186	295				
CFDA	84.298	5,491				
CFDA	84.986	7,634				
		<u>\$ 379,014</u>				
ISD 0465	LITCHFIELD		YES	YES		YES
CFDA	10.550	\$ 34,275				
CFDA	10.553	11,117				
CFDA	10.555	146,622				
CFDA	84.010	162,841				
CFDA	84.298	19,538				
CFDA	84.281	5,706				
CFDA	84.186	7,785				
CFDA	84.276	10,606				
		<u>\$ 398,490</u>				
ISD 0466	DASSEL-COKATO		YES	YES		YES
CFDA	10.550	\$ 37,779				
CFDA	10.553	7,689				
CFDA	10.555	154,030				
CFDA	84.010	165,248				
CFDA	84.186	7,831				
CFDA	84.243	10,840				
CFDA	84.276	3,284				
CFDA	84.281	4,723				
CFDA	84.298	11,794				
		<u>\$ 403,218</u>				
ISD 0477	PRINCETON		YES	YES		YES
CFDA	10.550	\$ 54,564				
CFDA	10.553	15,589				
CFDA	10.555	224,481				
CFDA	10.556	319				
CFDA	84.010	182,378				
CFDA	84.186	10,581				

STATE OF MINNESOTA
OFFICE OF THE STATE AUDITOR
STATEWIDE SINGLE AUDIT
SUMMARY OF FEDERAL GRANT REVENUE
BY ADMINISTERING AGENCY
FOR THE YEAR ENDED JUNE 30, 1997

ADMINISTERING AGENCY ENTITY		TOTAL	AUDIT REPORT	CROSSCUTTING FINDINGS		GRANT
CFDA NUMBER	ACCEPTABLE		NONFEDERAL	FEDERAL	NONCOMPLIANCE	
MN - DEPARTMENT OF CHILDREN, FAMILIES AND LEARNING						
ISD 0477	PRINCETON		YES	YES		YES
CFDA	84.276	\$ 14,880				
CFDA	84.281	2,384				
CFDA	84.298	6,546				
		\$ 511,722				
ISD 0480	ONAMIA		YES	YES		YES
CFDA	10.550	\$ 14,997				
CFDA	10.553	18,692				
CFDA	10.555	95,026				
CFDA	84.010	233,536				
CFDA	84.298	7,203				
CFDA	84.186	1,675				
CFDA	84.276	6,313				
CFDA	84.281	9,079				
		\$ 386,521				
ISD 0482	LITTLE FALLS		YES	YES		YES
CFDA	10.550	\$ 55,911				
CFDA	10.553	56,633				
CFDA	10.555	405,103				
CFDA	10.559	17,124				
CFDA	84.010	389,957				
CFDA	84.186	13,952				
CFDA	84.216	8,675				
CFDA	84.276	18,100				
CFDA	84.281	19,786				
CFDA	84.298	20,518				
		\$ 1,005,759				
ISD 0484	PIERZ		YES	YES		YES
CFDA	10.550	\$ 20,045				
CFDA	10.553	12,805				
CFDA	10.555	132,760				
CFDA	84.010	270,408				
CFDA	84.186	9,956				
CFDA	84.216	2,850				
CFDA	84.276	4,640				
CFDA	84.281	2,807				
CFDA	84.298	5,757				
		\$ 462,028				
ISD 0492	AUSTIN		YES	YES		
CFDA	10.550	\$ 54,343				
CFDA	10.553	29,514				
CFDA	10.555	285,188				
CFDA	10.558	16,441				
CFDA	84.010	565,863				
CFDA	84.027	174,362				
CFDA	84.298	39,008				
CFDA	84.281	10,940				

STATE OF MINNESOTA
OFFICE OF THE STATE AUDITOR
STATEWIDE SINGLE AUDIT
SUMMARY OF FEDERAL GRANT REVENUE-
BY ADMINISTERING AGENCY
FOR THE YEAR ENDED JUNE 30, 1997

ADMINISTERING AGENCY ENTITY		TOTAL	AUDIT REPORT	CROSSCUTTING FINDINGS		GRANT
CFDA NUMBER	ACCEPTABLE		NONFEDERAL	FEDERAL	NONCOMPLIANCE	
MN - DEPARTMENT OF CHILDREN, FAMILIES AND LEARNING						
ISD 0492	AUSTIN		YES	YES		
CFDA	84.276	\$ 18,813				
CFDA	84.173	57,785				
CFDA	84.181	27,880				
CFDA	84.048	34,389				
		<u>\$ 1,314,526</u>				
ISD 0508	ST PETER		YES	YES		YES
CFDA	10.550	\$ 19,524				
CFDA	10.553	17,612				
CFDA	10.555	89,540				
CFDA	84.010	215,436				
CFDA	84.186	7,517				
CFDA	84.216	2,233				
CFDA	84.281	7,009				
CFDA	84.298	10,206				
		<u>\$ 369,077</u>				
ISD 0518	WORTHINGTON		YES	YES		YES
CFDA	10.550	\$ 44,105				
CFDA	10.553	34,305				
CFDA	10.555	241,703				
CFDA	84.002	26,014				
CFDA	84.010	205,816				
CFDA	84.027	117,839				YES
CFDA	84.162	6,194				
CFDA	84.173	19,573				
CFDA	84.181	14,596				
CFDA	84.186	8,360				
CFDA	84.276	11,350				
CFDA	84.281	4,659				
CFDA	84.298	10,759				
		<u>\$ 745,273</u>				
ISD 0535	ROCHESTER		YES	YES		YES
CFDA	10.553	\$ 96,800				
CFDA	10.555	885,375				
CFDA	10.556	14,351				
CFDA	10.558	4,509				
CFDA	10.550	174,251				
CFDA	84.002	47,404				
CFDA	84.010	848,662				
CFDA	84.027	848,257				
CFDA	84.029	3,087				
CFDA	84.048	33,283				
CFDA	84.158	7,003				
CFDA	84.173	53,862				
CFDA	84.181	5,581				
CFDA	84.186	120,670				
CFDA	84.213	187,060				
CFDA	84.276	30,799				
CFDA	84.281	41,918				

STATE OF MINNESOTA
OFFICE OF THE STATE AUDITOR
STATEWIDE SINGLE AUDIT
SUMMARY OF FEDERAL GRANT REVENUE-
BY ADMINISTERING AGENCY
FOR THE YEAR ENDED JUNE 30, 1997

ADMINISTERING AGENCY ENTITY	CFDA NUMBER	TOTAL	AUDIT REPORT ACCEPTABLE	CROSSCUTTING FINDINGS NONFEDERAL	FINDINGS FEDERAL	GRANT NONCOMPLIANCE
MN - DEPARTMENT OF CHILDREN, FAMILIES AND LEARNING						
ISD 0535 ROCHESTER			YES	YES	YES	
CFDA	84.298	\$ 128,036				
		\$ 3,530,908				
ISD 0544 FERGUS FALLS			YES			
CFDA	10.550	\$ 43,382				
CFDA	10.553	25,574				
CFDA	10.555	161,451				
CFDA	10.556	3,711				
CFDA	84.002	8,141				
CFDA	84.010	369,860				
CFDA	84.186	25,158				
CFDA	84.276	17,085				
CFDA	84.281	9,820				
CFDA	84.298	17,920				
		\$ 682,102				
ISD 0549 PERHAM			YES	YES		
CFDA	10.550	\$ 41,554				
CFDA	10.553	21,055				
CFDA	10.555	163,387				
CFDA	84.010	179,620				
CFDA	84.027	47,807				
CFDA	84.173	9,496				
CFDA	84.186	6,647				
CFDA	84.216	16,541				
CFDA	84.276	12,312				
CFDA	84.281	5,824				
CFDA	84.298	10,458				
		\$ 514,701				
ISD 0564 THIEF RIVER FALLS			YES	YES		
CFDA	10.550	\$ 35,980				
CFDA	10.553	19,958				
CFDA	10.555	151,380				
CFDA	10.558	772				
CFDA	84.010	307,661				
CFDA	84.027	88,195				
CFDA	84.048	30,041				
CFDA	84.158	208				
CFDA	84.173	7,134				
CFDA	84.181	3,470				
CFDA	84.186	14,021				
CFDA	84.276	8,210				
CFDA	84.281	6,788				
CFDA	84.298	12,711				
		\$ 686,529				
ISD 0593 CROOKSTON			YES	YES	YES	
CFDA	10.550	\$ 31,939				
CFDA	10.553	36,741				

STATE OF MINNESOTA
OFFICE OF THE STATE AUDITOR
STATEWIDE SINGLE AUDIT
SUMMARY OF FEDERAL GRANT REVENUE -
BY ADMINISTERING AGENCY
FOR THE YEAR ENDED JUNE 30, 1997

ADMINISTERING AGENCY ENTITY	CFDA NUMBER	TOTAL	AUDIT REPORT ACCEPTABLE	CROSSCUTTING FINDINGS NONFEDERAL	FINDINGS FEDERAL	GRANT NONCOMPLIANCE
MN - DEPARTMENT OF CHILDREN, FAMILIES AND LEARNING						
ISD 0593	CROOKSTON		YES	YES	YES	
CFDA	10.555	\$ 170,520				
CFDA	10.556	1,270				
CFDA	84.010	138,016				
CFDA	84.011	90,564				
CFDA	84.024	6,510				
CFDA	84.027	71,919				
CFDA	84.086	6,423				
CFDA	84.173	14,077				
CFDA	84.181	3,754				
CFDA	84.186	8,920				
CFDA	84.276	11,015				
CFDA	84.281	4,056				
CFDA	84.298	9,467				
CFDA	94.001	4,666				
		<u>\$ 609,857</u>				
ISD 0595	EAST GRAND FORKS		YES	YES		
CFDA	10.550	\$ 50,419				
CFDA	10.553	30,416				
CFDA	10.555	140,366				
CFDA	10.556	1,181				
CFDA	84.002	20,448				
CFDA	84.010	235,180				
CFDA	84.186	9,602				
CFDA	84.216	3,364				
CFDA	84.276	22,863				
CFDA	84.281	4,557				
CFDA	84.298	12,459				
		<u>\$ 530,855</u>				
ISD 0621	MOUNDS VIEW		YES			
CFDA	10.550	\$ 224,891				
CFDA	10.553	35,980				
CFDA	10.555	451,983				
CFDA	10.556	1,437				
CFDA	10.558	1,431				
CFDA	84.173	79,712				
CFDA	84.181	387,068				
CFDA	84.186	80,009				
CFDA	84.213	180,075				
CFDA	84.276	56,463				
CFDA	84.281	23,403				
CFDA	84.298	63,917				
CFDA	84.002	29,601				
CFDA	84.027	471,657				
CFDA	84.010	393,911				
		<u>\$ 2,481,538</u>				
ISD 0622	NORTH ST PAUL-MAPLEWOOD		YES	YES		
CFDA	10.550	\$ 158,000				
CFDA	10.553	94,706				YES

STATE OF MINNESOTA
OFFICE OF THE STATE AUDITOR
STATEWIDE SINGLE AUDIT
SUMMARY OF FEDERAL GRANT REVENUE -
BY ADMINISTERING AGENCY
FOR THE YEAR ENDED JUNE 30, 1997

ADMINISTERING AGENCY ENTITY		TOTAL	AUDIT REPORT	CROSSCUTTING FINDINGS		GRANT
CFDA NUMBER	ACCEPTABLE		NONFEDERAL	FEDERAL	NONCOMPLIANCE	
MN - DEPARTMENT OF CHILDREN, FAMILIES AND LEARNING						
ISD 0622	NORTH ST PAUL-MAPLEWOOD		YES	YES		
CFDA	10.555 \$	631,763				YES
CFDA	10.556	15,313				
CFDA	84.002	11,829				
CFDA	84.010	701,329				
CFDA	84.027	471,968				
CFDA	84.048	55,752				
CFDA	84.173	81,410				
CFDA	84.186	101,615				
CFDA	84.216	10,914				
CFDA	84.276	69,531				
CFDA	84.298	53,789				
CFDA	84.281	33,078				
CFDA	94.004	5,985				
		<u>\$ 2,496,982</u>				
ISD 0623	ROSEVILLE		YES	YES		
CFDA	10.550 \$	74,304				
CFDA	10.553	37,960				
CFDA	10.555	338,685				
CFDA	10.556	5,584				
CFDA	84.002	49,120				
CFDA	84.010	340,850				
CFDA	84.027	234,624				
CFDA	84.048	19,913				
CFDA	84.162	13,514				
CFDA	84.173	37,050				
CFDA	84.186	80,719				
CFDA	84.276	33,915				
CFDA	84.281	18,795				
CFDA	84.298	38,649				
		<u>\$ 1,323,682</u>				
ISD 0624	WHITE BEAR LAKE		YES	YES		
CFDA	10.550 \$	147,517				
CFDA	10.553	42,422				
CFDA	10.555	438,584				
CFDA	10.556	8,062				
CFDA	84.010	314,083				
CFDA	84.027	328,957				
CFDA	84.029	1,000				
CFDA	84.173	96,789				
CFDA	84.186	66,930				
CFDA	84.276	48,085				
CFDA	84.281	15,008				
CFDA	84.298	32,729				
		<u>\$ 1,540,166</u>				
ISD 0625	ST PAUL		YES	YES	YES	
CFDA	10.550 \$	732,157				
CFDA	10.553	1,848,499				
CFDA	10.555	6,724,341				

STATE OF MINNESOTA
OFFICE OF THE STATE AUDITOR
STATEWIDE SINGLE AUDIT
SUMMARY OF FEDERAL GRANT REVENUE
BY ADMINISTERING AGENCY
FOR THE YEAR ENDED JUNE 30, 1997

ADMINISTERING AGENCY ENTITY	CFDA NUMBER	TOTAL	AUDIT REPORT ACCEPTABLE	CROSSCUTTING FINDINGS NONFEDERAL	FEDERAL	GRANT NONCOMPLIANCE
MN - DEPARTMENT OF CHILDREN, FAMILIES AND LEARNING						
ISD 0625	ST PAUL		YES	YES		YES
CFDA	10.558 \$	194,935				
CFDA	10.559	536,366				
CFDA	84.002	429,262				
CFDA	84.003	87,545				
CFDA	84.010	9,283,334				
CFDA	84.011	27,264				
CFDA	84.027	1,305,776				
CFDA	84.048	426,383				
CFDA	84.173	186,365				
CFDA	84.186	413,515				
CFDA	84.196	40,142				
CFDA	84.213	244,342				
CFDA	84.216	150,029				
CFDA	84.249	12,262				
CFDA	84.262	37,978				
CFDA	84.276	347,919				
CFDA	84.281	328,882				
CFDA	84.298	521,619				
CFDA	94.001	24,827				
		<u>\$ 23,903,742</u>				
ISD 0656	FARIBAULT		YES	YES		
CFDA	10.550 \$	83,384				
CFDA	10.553	29,640				
CFDA	10.555	327,939				
CFDA	84.002	29,376				
CFDA	84.010	200,438				
CFDA	84.027	396,461				
CFDA	84.173	55,126				
CFDA	84.181	20,198				
CFDA	84.186	39,498				
CFDA	84.216	11,310				
CFDA	84.276	21,382				
CFDA	84.281	12,771				
CFDA	84.298	35,707				
CFDA	94.001	9,397				
		<u>\$ 1,272,627</u>				
ISD 0659	NORTHFIELD		YES	YES		YES
CFDA	10.550 \$	33,627				
CFDA	10.553	19,142				
CFDA	10.555	156,254				
CFDA	10.556	3,551				
CFDA	84.010	228,892				
CFDA	84.186	9,761				
CFDA	84.276	3,611				
CFDA	84.281	9,394				
CFDA	84.298	14,755				
		<u>\$ 478,987</u>				

STATE OF MINNESOTA
OFFICE OF THE STATE AUDITOR
STATEWIDE SINGLE AUDIT
SUMMARY OF FEDERAL GRANT REVENUE
BY ADMINISTERING AGENCY
FOR THE YEAR ENDED JUNE 30, 1997

ADMINISTERING AGENCY ENTITY	CFDA NUMBER	TOTAL	AUDIT REPORT ACCEPTABLE	CROSSCUTTING FINDINGS NONFEDERAL	FINDINGS FEDERAL	GRANT NONCOMPLIANCE
MN - DEPARTMENT OF CHILDREN, FAMILIES AND LEARNING						
ISD 0682	ROSEAU		YES	YES		
CFDA	10.550	\$ 21,891				
CFDA	10.553	6,361				
CFDA	10.555	88,821				
CFDA	84.010	102,046				
CFDA	84.027	64,036				
CFDA	84.173	9,006				
CFDA	84.186	5,491				
CFDA	84.276	7,505				
CFDA	84.298	6,591				
		<u>\$ 311,748</u>				
ISD 0690	WARROAD		YES	YES	YES	
CFDA	10.553	\$ 20,777				
CFDA	10.555	109,877				
CFDA	10.556	987				
CFDA	10.550	28,207				
CFDA	16.575	17,000				
CFDA	84.010	94,012				
CFDA	84.027	87,365				
CFDA	84.173	14,493				
CFDA	84.186	9,351				
CFDA	84.276	646				
CFDA	84.281	2,763				
CFDA	84.298	7,279				
CFDA	93.575	6,521				
		<u>\$ 399,278</u>				
ISD 0700	HERMANTOWN		YES	YES		
CFDA	10.550	\$ 18,045				
CFDA	10.555	77,507				
CFDA	84.010	68,511				
CFDA	84.027	49,006				
CFDA	84.029	725				
CFDA	84.048	6,600				
CFDA	84.186	7,388				
CFDA	84.276	5,925				
CFDA	84.281	3,856				
CFDA	84.298	8,423				
		<u>\$ 245,986</u>				
ISD 0701	HIBBING		YES			
CFDA	10.550	\$ 40,504				
CFDA	10.553	40,502				
CFDA	10.555	204,037				
CFDA	10.556	2,828				
CFDA	16.579	17,500				
CFDA	84.010	330,470				
CFDA	84.027	124,547				
CFDA	84.173	27,783				
CFDA	84.181	11,218				
CFDA	84.186	13,603				

STATE OF MINNESOTA
OFFICE OF THE STATE AUDITOR
STATEWIDE SINGLE AUDIT
SUMMARY OF FEDERAL GRANT REVENUE
BY ADMINISTERING AGENCY
FOR THE YEAR ENDED JUNE 30, 1997

ADMINISTERING AGENCY ENTITY		TOTAL	AUDIT REPORT	CROSSCUTTING FINDINGS		GRANT
CFDA NUMBER	ACCEPTABLE		NONFEDERAL	FEDERAL	NONCOMPLIANCE	
MN - DEPARTMENT OF CHILDREN, FAMILIES AND LEARNING						
ISD 0701	HIBBING		YES			
CFDA	84.276	\$ 17,215				
CFDA	84.281	14,068				
CFDA	84.298	18,852				
		<u>\$ 863,127</u>				
ISD 0704	PROCTOR		YES	YES		
CFDA	10.550	\$ 36,684				
CFDA	10.553	3,163				
CFDA	10.555	110,380				
CFDA	84.010	177,398				
CFDA	84.027	68,420				
CFDA	84.048	12,696				
CFDA	84.186	8,182				
CFDA	84.276	12,946				
CFDA	84.281	11,058				
CFDA	84.298	9,123				
		<u>\$ 450,050</u>				
ISD 0706	VIRGINIA		YES	YES	YES	
CFDA	10.550	\$ 24,339				
CFDA	10.553	21,257				
CFDA	10.555	124,259				
CFDA	84.010	221,797				
CFDA	84.027	587,413				
CFDA	84.173	91,202				
CFDA	84.181	26,349				
CFDA	84.186	8,380				
CFDA	84.276	11,000				
CFDA	84.281	7,664				
CFDA	84.298	10,642				
		<u>\$ 1,134,302</u>				
ISD 0707	NETT LAKE		YES	YES	YES	
CFDA	10.550	\$ 1,709				
CFDA	10.553	7,375				
CFDA	10.555	14,323				
CFDA	84.010	29,789				
CFDA	84.186	329				
CFDA	84.281	465				
CFDA	84.298	483				
		<u>\$ 54,473</u>				
ISD 0709	DULUTH		YES	YES		
CFDA	10.550	\$ 152,849				
CFDA	10.553	129,421				
CFDA	10.555	1,025,121				
CFDA	10.558	84,943				
CFDA	10.559	110,806				
CFDA	84.002	146,854				
CFDA	84.010	2,297,790				YES

STATE OF MINNESOTA
OFFICE OF THE STATE AUDITOR
STATEWIDE SINGLE AUDIT
SUMMARY OF FEDERAL GRANT REVENUE
BY ADMINISTERING AGENCY
FOR THE YEAR ENDED JUNE 30, 1997

ADMINISTERING AGENCY ENTITY	CFDA NUMBER	TOTAL	AUDIT REPORT ACCEPTABLE	CROSSCUTTING FINDINGS NONFEDERAL	FEDERAL	GRANT NONCOMPLIANCE
MN - DEPARTMENT OF CHILDREN, FAMILIES AND LEARNING						
ISD 0709	DULUTH		YES	YES		
CFDA	84.027	\$ 801,213				
CFDA	84.029	22,715				
CFDA	84.173	70,507				
CFDA	84.186	120,273				
CFDA	84.196	33,451				
CFDA	84.276	65,460				
CFDA	84.281	66,902				
CFDA	84.298	96,161				
		<u>\$ 5,224,466</u>				
ISD 0719	PRIOR LAKE		YES	YES		
CFDA	10.550	\$ 60,883				
CFDA	10.555	145,506				
CFDA	10.556	6,276				
CFDA	84.010	101,798				
CFDA	84.027	284,471				
CFDA	84.186	15,589				
CFDA	84.276	19,370				
CFDA	84.281	9,469				
CFDA	84.298	32,011				
		<u>\$ 675,373</u>				
ISD 0720	SHAKOPEE		YES			
CFDA	10.550	\$ 49,909				
CFDA	10.553	6,970				
CFDA	10.555	170,837				
CFDA	84.010	89,835				
CFDA	84.029	750				
CFDA	84.186	2,429				
CFDA	84.276	16,646				
CFDA	84.281	1,038				
CFDA	84.298	13,480				
		<u>\$ 351,894</u>				
ISD 0728	ELK RIVER		YES	YES		
CFDA	10.550	\$ 117,052				
CFDA	10.553	4,807				
CFDA	10.555	352,951				
CFDA	10.556	10,670				
CFDA	84.010	306,296				
CFDA	84.027	97,840				
CFDA	84.048	20,384				
CFDA	84.186	31,199				
CFDA	84.216	5,048				
CFDA	84.276	38,968				
CFDA	84.281	12,565				
CFDA	84.298	34,683				
		<u>\$ 1,032,463</u>				

STATE OF MINNESOTA
OFFICE OF THE STATE AUDITOR
STATEWIDE SINGLE AUDIT
SUMMARY OF FEDERAL GRANT REVENUE
BY ADMINISTERING AGENCY
FOR THE YEAR ENDED JUNE 30, 1997

ADMINISTERING AGENCY ENTITY		TOTAL	AUDIT REPORT	CROSSCUTTING FINDINGS		GRANT
CFDA NUMBER	ACCEPTABLE		NONFEDERAL	FEDERAL	NONCOMPLIANCE	
MN - DEPARTMENT OF CHILDREN, FAMILIES AND LEARNING						
ISD 0738	HOLDINGFORD		YES	YES		YES
CFDA	10.550 \$	25,990				
CFDA	10.553	4,993				
CFDA	10.555	86,164				
CFDA	84.010	112,449				
CFDA	84.186	4,170				
CFDA	84.276	3,595				
CFDA	84.281	4,374				
CFDA	84.298	5,604				
		<u>\$ 247,339</u>				
ISD 0740	MELROSE		YES	YES		YES
CFDA	10.550 \$	35,507				
CFDA	10.555	109,270				
CFDA	10.556	1,964				
CFDA	84.010	190,135				
CFDA	84.186	6,740				
CFDA	84.216	16,549				
CFDA	84.276	5,581				
CFDA	84.281	9,869				
CFDA	84.298	9,041				
		<u>\$ 384,656</u>				
ISD 0741	PAYNESVILLE		YES	YES		YES
CFDA	10.550 \$	33,985				
CFDA	10.553	7,628				
CFDA	10.555	103,331				
CFDA	10.556	302				
CFDA	84.010	144,063				
CFDA	84.027	2,500				
CFDA	84.276	6,990				
CFDA	84.281	5,743				
CFDA	84.298	8,789				
		<u>\$ 313,331</u>				
ISD 0742	ST CLOUD		YES	YES		YES
CFDA	10.550 \$	104,182				
CFDA	10.553	95,638				
CFDA	10.555	767,639				
CFDA	10.556	9,129				
CFDA	10.559	5,488				
CFDA	84.002	62,783				
CFDA	84.010	961,230				
CFDA	84.027	631,294				
CFDA	84.048	63,796				
CFDA	84.158	500				
CFDA	84.173	106,106				
CFDA	84.186	103,453				
CFDA	84.213	296,769				
CFDA	84.216	11,477				
CFDA	84.276	57,525				
CFDA	84.281	34,683				

STATE OF MINNESOTA
OFFICE OF THE STATE AUDITOR
STATEWIDE SINGLE AUDIT
SUMMARY OF FEDERAL GRANT REVENUE-
BY ADMINISTERING AGENCY
FOR THE YEAR ENDED JUNE 30, 1997

ADMINISTERING AGENCY ENTITY	CFDA NUMBER	TOTAL	AUDIT REPORT ACCEPTABLE	CROSSCUTTING FINDINGS NONFEDERAL	FINDINGS FEDERAL	GRANT NONCOMPLIANCE
MN - DEPARTMENT OF CHILDREN, FAMILIES AND LEARNING						
ISD 0742	ST CLOUD		YES	YES	YES	
CFDA	84.298	\$ 61,618				
		\$ 3,373,310				
ISD 0743	SAUK CENTRE		YES	YES	YES	
CFDA	10.550	\$ 24,222				
CFDA	10.555	112,353				
CFDA	84.010	179,415				
CFDA	84.186	5,859				
CFDA	84.216	3,220				
CFDA	84.276	6,549				
CFDA	84.281	4,776				
CFDA	84.298	8,173				
		\$ 344,567				
ISD 0745	ALBANY		YES	YES	YES	
CFDA	10.550	\$ 30,859				
CFDA	10.553	4,443				
CFDA	10.555	129,949				
CFDA	84.010	160,777				
CFDA	84.186	6,451				
CFDA	84.276	7,735				
CFDA	84.281	3,277				
CFDA	84.298	6,674				
		\$ 350,165				
ISD 0748	SARTELL		YES	YES	YES	
CFDA	10.550	\$ 32,479				
CFDA	10.555	85,168				
CFDA	10.556	2,364				
CFDA	84.010	79,486				
CFDA	84.186	7,479				
CFDA	84.276	11,595				
CFDA	84.281	5,864				
CFDA	84.298	9,400				
		\$ 233,835				
ISD 0750	COLD SPRING		YES	YES	YES	
CFDA	10.550	\$ 53,441				
CFDA	10.553	21,818				
CFDA	10.555	150,795				
CFDA	10.556	2,559				
CFDA	84.010	116,584				
CFDA	84.186	9,649				
CFDA	84.216	17,380				
CFDA	84.276	8,696				
CFDA	84.281	9,131				
CFDA	84.298	7,983				
		\$ 398,036				

STATE OF MINNESOTA
OFFICE OF THE STATE AUDITOR
STATEWIDE SINGLE AUDIT
SUMMARY OF FEDERAL GRANT REVENUE -
BY ADMINISTERING AGENCY
FOR THE YEAR ENDED JUNE 30, 1997

ADMINISTERING AGENCY ENTITY	CFDA NUMBER	TOTAL	AUDIT REPORT ACCEPTABLE	CROSSCUTTING FINDINGS NONFEDERAL	FINDINGS FEDERAL	GRANT NONCOMPLIANCE
MN - DEPARTMENT OF CHILDREN, FAMILIES AND LEARNING						
ISD 0761	OWATONNA		YES			
CFDA	10.550	\$ 86,482				
CFDA	10.553	8,566				
CFDA	10.555	284,797				
CFDA	10.556	6,930				
CFDA	84.002	10,611				
CFDA	84.010	237,309				
CFDA	84.011	75,949				
CFDA	84.027	191,515				
CFDA	84.173	44,169				
CFDA	84.181	21,100				
CFDA	84.186	24,305				
CFDA	84.196	3,356				
CFDA	84.276	17,914				
CFDA	84.281	9,072				
CFDA	84.298	19,832				
		<u>\$ 1,041,907</u>				
ISD 0769	MORRIS		YES	YES	YES	
CFDA	10.550	\$ 20,076				
CFDA	10.553	5,379				
CFDA	10.555	69,229				
CFDA	84.018	95,361				
CFDA	84.298	6,550				
CFDA	84.281	6,263				
CFDA	84.186	4,799				
CFDA	84.216	800				
CFDA	84.249	94,009				
CFDA	84.276	6,145				
		<u>\$ 308,611</u>				
ISD 0821	MENAHGA		YES	YES	YES	
CFDA	10.550	\$ 166				
CFDA	10.553	34,205				
CFDA	10.555	110,230				
CFDA	84.010	205,329				
CFDA	84.281	247				
CFDA	84.298	4,674				
		<u>\$ 354,851</u>				
ISD 0829	WASECA		YES	YES	YES	
CFDA	10.550	\$ 43,373				
CFDA	10.553	14,107				
CFDA	10.555	165,860				
CFDA	84.002	38,131				
CFDA	84.010	141,359				
CFDA	84.027	132,305				
CFDA	84.173	26,367				
CFDA	84.181	12,910				
CFDA	84.186	8,827				
CFDA	84.216	1,395				
CFDA	84.276	17,330				

STATE OF MINNESOTA
OFFICE OF THE STATE AUDITOR
STATEWIDE SINGLE AUDIT
SUMMARY OF FEDERAL GRANT REVENUE-
BY ADMINISTERING AGENCY
FOR THE YEAR ENDED JUNE 30, 1997

ADMINISTERING AGENCY ENTITY		CFDA NUMBER	TOTAL	AUDIT REPORT	CROSSCUTTING FINDINGS		GRANT
				ACCEPTABLE	NONFEDERAL	FEDERAL	NONCOMPLIANCE
MN - DEPARTMENT OF CHILDREN, FAMILIES AND LEARNING							
ISD 0829	WASECA			YES	YES		YES
CFDA	84.281	\$	3,273				
CFDA	84.298		18,711				
		\$	623,948				
ISD 0831	FOREST LAKE			YES	YES		
CFDA	10.550	\$	123,980				
CFDA	10.553		36,120				
CFDA	10.555		394,219				
CFDA	10.556		7,689				
CFDA	84.010		342,860				
CFDA	84.027		322,738				
CFDA	84.173		50,395				
CFDA	84.181		129,047				
CFDA	84.186		29,417				
CFDA	84.216		3,849				
CFDA	84.276		38,237				
CFDA	84.281		17,033				
CFDA	84.298		33,940				
CFDA	94.004		5,750				
		\$	1,535,274				
ISD 0833	SO WASHINGTON COUNTY			YES	YES		
CFDA	10.550	\$	127,615				
CFDA	10.553		53,943				
CFDA	10.555		449,105				
CFDA	10.556		8,511				
CFDA	10.558		9,085				
CFDA	84.010		340,252				
CFDA	84.027		502,024				
CFDA	84.048		33,068				
CFDA	84.173		67,477				
CFDA	84.186		51,821				
CFDA	84.276		102,185				
CFDA	84.281		32,673				
CFDA	84.298		58,891				
		\$	1,836,650				
ISD 0834	STILLWATER			YES	YES		
CFDA	10.550	\$	69,943				
CFDA	10.553		5,799				
CFDA	10.555		292,025				
CFDA	10.556		5,722				
CFDA	84.010		299,730				
CFDA	84.027		295,292				
CFDA	84.029		750				
CFDA	84.048		21,765				
CFDA	84.173		43,390				
CFDA	84.186		34,186				
CFDA	84.276		42,310				
CFDA	84.281		18,625				
CFDA	84.298		38,307				
		\$	1,167,844				

STATE OF MINNESOTA
OFFICE OF THE STATE AUDITOR
STATEWIDE SINGLE AUDIT
SUMMARY OF FEDERAL GRANT REVENUE
BY ADMINISTERING AGENCY
FOR THE YEAR ENDED JUNE 30, 1997

ADMINISTERING AGENCY ENTITY	CFDA NUMBER	TOTAL	AUDIT REPORT ACCEPTABLE	CROSSCUTTING FINDINGS NONFEDERAL	FINDINGS FEDERAL	GRANT NONCOMPLIANCE
MN - DEPARTMENT OF CHILDREN, FAMILIES AND LEARNING						
ISD 0840	ST JAMES		YES	YES		
CFDA	10.550 \$	17,587				
CFDA	10.553	12,225				
CFDA	10.555	109,292				
CFDA	84.010	215,471				
CFDA	84.011	25,000				
CFDA	84.162	4,179				
CFDA	84.186	20,965				
CFDA	84.276	6,795				
CFDA	84.281	5,101				
CFDA	84.298	7,121				
		<u>\$ 423,736</u>				
ISD 0846	BRECKENRIDGE		YES	YES	YES	
CFDA	10.550 \$	17,341				
CFDA	10.553	6,899				
CFDA	10.555	79,233				
CFDA	10.559	17,596				
CFDA	84.010	106,423				
CFDA	84.011	61,182				
CFDA	84.276	5,450				
CFDA	84.281	4,560				
CFDA	84.298	5,349				
		<u>\$ 304,033</u>				
ISD 0861	WINONA		YES	YES		
CFDA	10.550 \$	68,207				
CFDA	10.553	26,096				
CFDA	10.555	339,413				
CFDA	10.556	6,578				
CFDA	84.002	17,640				
CFDA	84.010	396,916				
CFDA	84.027	23,712				
CFDA	84.186	17,891				
CFDA	84.216	12,311				
CFDA	84.281	1,349				
CFDA	84.298	25,113				
		<u>\$ 935,226</u>				
ISD 0876	ANNANDALE		YES	YES	YES	
CFDA	10.550 \$	28,062				
CFDA	10.553	12,728				
CFDA	10.555	122,237				
CFDA	10.556	2,913				
CFDA	84.010	127,011				
CFDA	84.186	6,036				
CFDA	84.276	9,444				
CFDA	84.281	5,262				
CFDA	84.298	8,973				
CFDA	94.004	10,000				
		<u>\$ 332,666</u>				

STATE OF MINNESOTA
OFFICE OF THE STATE AUDITOR
STATEWIDE SINGLE AUDIT
SUMMARY OF FEDERAL GRANT REVENUE
BY ADMINISTERING AGENCY
FOR THE YEAR ENDED JUNE 30, 1997

ADMINISTERING AGENCY ENTITY	CFDA NUMBER	TOTAL	AUDIT REPORT ACCEPTABLE	CROSSCUTTING FINDINGS NONFEDERAL	FINDINGS FEDERAL	GRANT NONCOMPLIANCE
MN - DEPARTMENT OF CHILDREN, FAMILIES AND LEARNING						
ISD 0877	BUFFALO		YES	YES	YES	
CFDA	10.550	\$ 75,366				
CFDA	10.553	19,728				
CFDA	10.555	248,871				
CFDA	84.010	184,218				
CFDA	84.027	196,606				
CFDA	84.281	11,143				
CFDA	84.173	27,001				
CFDA	84.186	17,484				
CFDA	84.276	2,008				
CFDA	84.298	20,051				
		<u>\$ 802,476</u>				
ISD 0882	MONTICELLO		YES	YES	YES	
CFDA	10.550	\$ 55,242				
CFDA	10.555	202,326				
CFDA	10.556	6,682				
CFDA	84.002	72,645				
CFDA	84.010	170,169				
CFDA	84.027	542,672				
CFDA	84.173	101,150				
CFDA	84.181	32,089				
CFDA	84.186	14,045				
CFDA	84.281	11,695				
CFDA	84.298	16,817				
		<u>\$ 1,225,532</u>				
ISD 0911	CAMBRIDGE		YES	YES		
CFDA	10.550	\$ 48,683				
CFDA	10.553	41,204				
CFDA	10.555	311,967				YES
CFDA	84.002	9,945				YES
CFDA	84.010	271,459				
CFDA	84.027	417,761				
CFDA	84.173	141,014				
CFDA	84.181	64,605				
CFDA	84.186	15,205				
CFDA	84.281	17,686				
CFDA	84.298	24,981				
CFDA	93.672	9,186				
CFDA	93.958	40,000				
CFDA	94.001	9,120				
		<u>\$ 1,422,816</u>				
ISD 0912	MILACA		YES	YES		
CFDA	10.550	\$ 30,518				
CFDA	10.553	23,765				
CFDA	10.555	151,217				
CFDA	84.010	174,028				
CFDA	84.186	6,678				
CFDA	84.216	799				
CFDA	84.276	38,446				

STATE OF MINNESOTA
OFFICE OF THE STATE AUDITOR
STATEWIDE SINGLE AUDIT
SUMMARY OF FEDERAL GRANT REVENUE-
BY ADMINISTERING AGENCY
FOR THE YEAR ENDED JUNE 30, 1997

ADMINISTERING AGENCY ENTITY	CFDA NUMBER	TOTAL	AUDIT REPORT ACCEPTABLE	CROSSCUTTING FINDINGS NONFEDERAL	FINDINGS FEDERAL	GRANT NONCOMPLIANCE
MN - DEPARTMENT OF CHILDREN, FAMILIES AND LEARNING						
ISD 0912 MILACA			YES	YES		
CFDA 84.281	\$	6,658				
CFDA 84.298		8,784				
	\$	440,893				
ISD 2134 UNITED SOUTH CENTRAL			YES	YES	YES	
CFDA 10.550	\$	25,687				
CFDA 10.553		10,928				
CFDA 10.555		100,630				
CFDA 84.010		163,576				
CFDA 84.186		3,945				
CFDA 84.216		1,834				
CFDA 84.276		1,708				
CFDA 84.281		6,183				
CFDA 84.298		6,861				
	\$	321,352				
ISD 2142 ST LOUIS COUNTY			YES	YES		
CFDA 10.550	\$	53,989				
CFDA 10.553		68,565				YES
CFDA 10.555		283,605				YES
CFDA 84.010		769,919				YES
CFDA 84.186		22,025				
CFDA 84.276		18,135				
CFDA 84.281		16,745				
CFDA 84.298		18,652				
	\$	1,251,635				
ISD 2144 CHISAGO LAKES			YES	YES	YES	
CFDA 10.550	\$	58,840				
CFDA 10.555		174,292				
CFDA 10.556		3,904				
CFDA 84.010		169,918				
CFDA 84.281		5,632				
CFDA 84.298		15,049				
	\$	427,635				
ISD 2149 MINNEWASKA			YES			
CFDA 10.550	\$	49,544				
CFDA 10.553		29,480				
CFDA 10.555		199,660				
CFDA 84.010		262,748				
CFDA 84.186		6,718				
CFDA 84.276		8,920				
CFDA 84.281		7,995				
CFDA 84.298		9,549				
	\$	574,614				
ISD 2154 EVELETH-GILBERT			YES	YES	YES	
CFDA 10.550	\$	21,795				

STATE OF MINNESOTA
OFFICE OF THE STATE AUDITOR
STATEWIDE SINGLE AUDIT
SUMMARY OF FEDERAL GRANT REVENUE-
BY ADMINISTERING AGENCY
FOR THE YEAR ENDED JUNE 30, 1997

ADMINISTERING AGENCY ENTITY	CFDA NUMBER	TOTAL	AUDIT REPORT ACCEPTABLE	CROSSCUTTING FINDINGS NONFEDERAL	FINDINGS FEDERAL	GRANT NONCOMPLIANCE
MN - DEPARTMENT OF CHILDREN, FAMILIES AND LEARNING						
ISD 2154	EVELETH-GILBERT		YES	YES	YES	
CFDA	10.553	\$ 17,439				
CFDA	10.555	88,706				
CFDA	84.010	217,474				
CFDA	84.281	5,905				
CFDA	84.186	5,789				
CFDA	84.276	7,900				
CFDA	84.298	8,220				
		<u>\$ 373,228</u>				
ISD 2155	WADENA-DEER CREEK		YES			
CFDA	10.550	\$ 27,436				
CFDA	10.553	25,588				
CFDA	10.555	145,137				
CFDA	10.556	172				
CFDA	10.558	3,094				
CFDA	84.002	33,067				
CFDA	84.010	231,587				
CFDA	84.027	217,291				
CFDA	84.173	35,870				
CFDA	84.181	28,815				
CFDA	84.276	6,905				
CFDA	84.281	9,623				
CFDA	84.298	8,039				
CFDA	93.575	15,000				
		<u>\$ 787,624</u>				
ISD 2164	DILWORTH-GLYNDON-FELTON		YES	YES	YES	
CFDA	10.550	\$ 11,311				
CFDA	10.553	22,045				
CFDA	10.555	104,996				
CFDA	10.556	621				
CFDA	84.010	112,758				YES
CFDA	84.298	6,739				
CFDA	84.281	10,405				
CFDA	84.186	7,281				
CFDA	84.276	6,366				
		<u>\$ 282,522</u>				
ISD 2170	STAPLES-MOTLEY		YES			
CFDA	10.550	\$ 25,143				
CFDA	10.553	39,940				
CFDA	10.555	216,795				
CFDA	10.559	12,327				
CFDA	84.010	406,392				
CFDA	84.186	5,071				
CFDA	84.276	7,924				
CFDA	84.281	6,317				
CFDA	84.298	10,977				
		<u>\$ 730,886</u>				

STATE OF MINNESOTA
OFFICE OF THE STATE AUDITOR
STATEWIDE SINGLE AUDIT
SUMMARY OF FEDERAL GRANT REVENUE-
BY ADMINISTERING AGENCY
FOR THE YEAR ENDED JUNE 30, 1997

ADMINISTERING AGENCY ENTITY		TOTAL	AUDIT REPORT	CROSSCUTTING FINDINGS		GRANT
CFDA NUMBER			ACCEPTABLE	NONFEDERAL	FEDERAL	NONCOMPLIANCE
MN - DEPARTMENT OF CHILDREN, FAMILIES AND LEARNING						
ISD 2174	PINE RIVER		YES	YES		YES
CFDA	10.550	\$ 23,467				
CFDA	10.553	27,450				
CFDA	10.555	162,558				
CFDA	84.010	199,866				
CFDA	84.186	6,034				
CFDA	84.276	6,590				
CFDA	84.281	5,931				
CFDA	84.298	7,610				
		<u>\$ 439,506</u>				
ISD 2184	LUVERNE		YES			
CFDA	10.550	\$ 28,448				
CFDA	10.553	12,995				
CFDA	10.555	106,938				
CFDA	84.010	158,890				
CFDA	84.168	2,800				
CFDA	84.173	449				
CFDA	84.181	5,058				
CFDA	84.186	5,173				
CFDA	84.276	7,370				
CFDA	84.298	8,040				
		<u>\$ 336,161</u>				
ISD 2190	YELLOW MEDICINE EAST		YES	YES		YES
CFDA	10.550	\$ 31,193				
CFDA	10.553	17,060				
CFDA	10.555	123,253				
CFDA	84.010	147,138				
CFDA	84.011	1,250				
CFDA	84.276	7,385				
CFDA	84.281	3,232				
CFDA	84.298	3,439				
		<u>\$ 333,950</u>				
ISD 2198	FILLMORE CENTRAL		YES	YES		YES
CFDA	10.550	\$ 20,157				
CFDA	10.555	66,716				
CFDA	84.010	214,021				
CFDA	84.186	3,343				
CFDA	84.276	1,156				
CFDA	84.281	192				
CFDA	84.298	5,391				
		<u>\$ 310,976</u>				
ISD 2364	BELGRADE-BROOTEN-ELROSA		YES	YES		YES
CFDA	10.550	\$ 18,888				
CFDA	10.553	19,095				
CFDA	10.555	102,067				
CFDA	84.010	124,072				
CFDA	84.011	12,787				

STATE OF MINNESOTA
OFFICE OF THE STATE AUDITOR
STATEWIDE SINGLE AUDIT
SUMMARY OF FEDERAL GRANT REVENUE-
BY ADMINISTERING AGENCY
FOR THE YEAR ENDED JUNE 30, 1997

ADMINISTERING AGENCY ENTITY	CFDA NUMBER	TOTAL	AUDIT REPORT ACCEPTABLE	CROSSCUTTING FINDINGS NONFEDERAL	FINDINGS FEDERAL	GRANT NONCOMPLIANCE
MN - DEPARTMENT OF CHILDREN, FAMILIES AND LEARNING						
ISD 2364	BELGRADE-BROOTEN-ELROSA		YES	YES	YES	
CFDA	84.276	\$ 4,760				
CFDA	84.281	6,542				
CFDA	84.298	4,903				
		\$ 293,114				
ISD 2365	GIBBON-FAIRFAX-WINTHROP		YES	YES	YES	
CFDA	10.550	\$ 17,927				
CFDA	10.553	8,025				
CFDA	10.555	98,136				
CFDA	10.556	257				
CFDA	84.010	171,287				
CFDA	84.186	4,092				
CFDA	84.276	1,357				
CFDA	84.281	4,901				
CFDA	84.298	6,734				
		\$ 312,716				
ISD 2396	A.C.G.C.		YES	YES	YES	
CFDA	10.550	\$ 28,397				
CFDA	10.553	13,229				
CFDA	10.555	104,883				
CFDA	84.010	130,701				
CFDA	84.186	4,155				
CFDA	84.281	5,309				
CFDA	84.298	6,059				
		\$ 292,733				
ISD 2580	ASKOV-SANDSTONE		YES	YES	YES	
CFDA	10.550	\$ 23,563				
CFDA	10.553	15,774				
CFDA	10.555	112,307				
CFDA	84.010	232,975				
CFDA	84.276	1,143				
CFDA	84.281	2,410				
CFDA	84.298	6,129				
		\$ 394,301				
ISD 2689	PIPESTONE-JASPER		YES	YES	YES	
CFDA	10.550	\$ 20,226				
CFDA	10.553	13,759				
CFDA	10.555	125,631				
CFDA	10.556	1,528				
CFDA	84.002	22,016				
CFDA	84.010	247,969				
CFDA	84.173	11,422				
CFDA	84.181	15,074				
CFDA	84.186	5,815				
CFDA	84.276	8,799				
CFDA	84.281	4,110				
CFDA	84.298	9,376				
		\$ 485,725				

STATE OF MINNESOTA
OFFICE OF THE STATE AUDITOR
STATEWIDE SINGLE AUDIT
SUMMARY OF FEDERAL GRANT REVENUE-
BY ADMINISTERING AGENCY
FOR THE YEAR ENDED JUNE 30, 1997

ADMINISTERING AGENCY ENTITY		TOTAL	AUDIT REPORT	CROSSCUTTING FINDINGS		GRANT
CFDA NUMBER	ACCEPTABLE		NONFEDERAL	FEDERAL	NONCOMPLIANCE	
MN - DEPARTMENT OF CHILDREN, FAMILIES AND LEARNING						
ISD 2711	MESABI EAST SCHOOLS		YES		YES	
CFDA 10.550	\$ 16,567					
CFDA 10.553	9,107					
CFDA 10.555	68,344					
CFDA 84.010	124,217					
CFDA 84.173	3,657					
CFDA 84.186	4,002					
CFDA 84.276	5,076					
CFDA 84.281	6,538					
CFDA 84.298	2,678					
CFDA 84.986	4,000					
	<u>\$ 244,186</u>					
ISD 2752	FAIRMONT AREA SCHOOLS		YES		YES	YES
CFDA 10.550	\$ 33,492					
CFDA 10.553	21,137					
CFDA 10.555	172,364					
CFDA 10.556	1,671					
CFDA 84.010	200,391					
CFDA 84.186	9,858					
CFDA 84.276	11,165					
CFDA 84.281	6,132					
CFDA 84.298	12,513					
	<u>\$ 468,723</u>					
ISD 2753	LONG PRAIRIE-GREY EAGLE		YES		YES	YES
CFDA 10.550	\$ 19,830					
CFDA 10.553	12,732					
CFDA 10.555	137,592					
CFDA 10.556	54					
CFDA 84.010	223,884					
CFDA 84.048	8,900					
CFDA 84.276	7,075					
CFDA 84.281	5,455					
CFDA 84.298	9,489					
	<u>\$ 425,011</u>					
ISD 2758	REDWOOD FALLS		YES		YES	YES
CFDA 10.550	\$ 22,585					
CFDA 10.553	7,346					
CFDA 10.555	93,695					
CFDA 84.010	181,044					
CFDA 84.186	5,623					
CFDA 84.276	1,717					
CFDA 84.281	11,390					
CFDA 84.298	8,394					
	<u>\$ 331,794</u>					
ISD 2853	LAC QUI PARLE VALLEY		YES		YES	YES
CFDA 10.550	\$ 32,993					
CFDA 10.553	14,161					

STATE OF MINNESOTA
OFFICE OF THE STATE AUDITOR
STATEWIDE SINGLE AUDIT
SUMMARY OF FEDERAL GRANT REVENUE
BY ADMINISTERING AGENCY
FOR THE YEAR ENDED JUNE 30, 1997

ADMINISTERING AGENCY ENTITY	CFDA NUMBER	TOTAL	AUDIT REPORT ACCEPTABLE	CROSSCUTTING FINDINGS NONFEDERAL	FINDINGS FEDERAL	GRANT NONCOMPLIANCE
MN - DEPARTMENT OF CHILDREN, FAMILIES AND LEARNING						
ISD 2853	LAC QUI PARLE VALLEY		YES	YES	YES	
CFDA	10.555 \$	122,374				
CFDA	10.556	1,087				
CFDA	84.010	169,181				
CFDA	84.186	6,058				
CFDA	84.276	8,863				
CFDA	84.281	2,948				
CFDA	84.298	7,199				
CFDA	93.575	34,248				
CFDA	94.001	4,951				
		<u>\$ 404,063</u>				
ISD 2854	ADA-BORUP		YES	YES		
CFDA	10.550 \$	13,586				
CFDA	10.553	7,468				
CFDA	10.555	46,803				
CFDA	10.556	295				
CFDA	84.010	73,368				
CFDA	84.186	1,489				
CFDA	84.298	2,913				
		<u>\$ 145,922</u>				
ISD 2859	GLENCOE-SILVER LAKE		YES			
CFDA	10.550 \$	24,044				
CFDA	10.555	128,635				
CFDA	10.556	3,017				
CFDA	84.010	157,766				
CFDA	84.011	12,000				
CFDA	84.027	70				
CFDA	84.162	6,757				
CFDA	84.173	75				
CFDA	84.186	8,455				
CFDA	84.216	2,316				
CFDA	84.276	8,260				
CFDA	84.281	6,697				
CFDA	84.298	10,119				
		<u>\$ 368,211</u>				
ITASCA COUNTY			YES	YES	YES	
CFDA	10.550 \$	678				
KITCHIGAMI REGIONAL LIBRARY			YES			
CFDA	84.034 \$	58,516				
KOOCHICHING COUNTY			YES			
CFDA	93.596 \$	4,394				
LAKE AGASSIZ REGIONAL LIBRARY			YES			
CFDA	84.034 \$	60,435				
LAKE COUNTY			YES	YES		
CFDA	84.986 \$	6,000				

STATE OF MINNESOTA
OFFICE OF THE STATE AUDITOR
STATEWIDE SINGLE AUDIT
SUMMARY OF FEDERAL GRANT REVENUE
BY ADMINISTERING AGENCY
FOR THE YEAR ENDED JUNE 30, 1997

ADMINISTERING AGENCY ENTITY CFDA NUMBER	TOTAL	AUDIT REPORT ACCEPTABLE	CROSSCUTTING FINDINGS NONFEDERAL	FEDERAL	GRANT NONCOMPLIANCE
MN - DEPARTMENT OF CHILDREN, FAMILIES AND LEARNING					
LAKES & PINES COMM ACT COUNCIL		YES			
CFDA 10.558	\$ 11,525				
	\$ 11,525				
LEO A HOFFMAN CENTER		YES			
CFDA 10.550	\$ 4,155				
CFDA 10.553	27,144				
CFDA 10.555	33,752				
	\$ 65,051				
LUTHERAN SOCIAL SERVICE OF MN		YES			
CFDA 10.556	\$ 7,893				
MAHUBE COMMUNITY COUNCIL		YES			
CFDA 10.558	\$ 41,420				
MCLEOD COUNTY		YES	YES		
CFDA 84.027	\$ 2,964				
MEEKER-WRIGHT SPECIAL ED COOP		YES			
CFDA 84.027	\$ 494,120				
CFDA 84.173	104,812				
CFDA 84.181	80,080				
	\$ 679,012				
METROPOLITAN LIBRARY SERVICE AGENCY		YES	YES	YES	
CFDA 84.034	\$ 556,163				
METROPOLITAN SERVICE COOP		YES	YES	YES	
CFDA 84.027	\$ 629,359				
CFDA 84.086	9,911				
	\$ 639,270				
MID STATE EDUCATION DISTRICT		YES	YES	YES	
CFDA 84.027	\$ 311,910				
CFDA 84.048	118,216				
CFDA 84.173	207,558				
CFDA 84.181	27,880				
	\$ 665,564				
MIGRANT HEALTH SERVICES		YES	YES	YES	
CFDA 84.011	\$ 24,475				
MN LICENSED FAMILY CHILD CARE ASSN		YES	YES	YES	
CFDA 10.558	\$ 4,063,224				
MN VALLEY ACTION COUNCIL		YES			
CFDA 10.558	\$ 70,134				

STATE OF MINNESOTA
OFFICE OF THE STATE AUDITOR
STATEWIDE SINGLE AUDIT
SUMMARY OF FEDERAL GRANT REVENUE-
BY ADMINISTERING AGENCY
FOR THE YEAR ENDED JUNE 30, 1997

ADMINISTERING AGENCY ENTITY CFDA NUMBER	TOTAL	AUDIT REPORT ACCEPTABLE	CROSSCUTTING FINDINGS NONFEDERAL	FEDERAL	GRANT NONCOMPLIANCE
MN - DEPARTMENT OF CHILDREN, FAMILIES AND LEARNING					
MN VALLEY EDUCATION DISTRICT		YES	YES		YES
CFDA 84.027 \$	214,549				
CFDA 84.173	46,248				
CFDA 84.181	29,853				
	<u>\$ 290,650</u>				
MPLS LIBRARY BOARD		YES			
CFDA 84.034 \$	26,330				
NE METRO INTERDISTRICT NO 916		YES			
CFDA 84.002 \$	12,118				
CFDA 84.027	276				
CFDA 84.048	104,526				
CFDA 84.049	41,475				
CFDA 84.158	50,000				
CFDA 84.276	69,643				
	<u>\$ 278,038</u>				
NE SERVICE COOP		YES			
CFDA 84.027 \$	320,553				
CFDA 84.173	7,900				
CFDA 84.186	24,653				
CFDA 84.298	1,667				
	<u>\$ 354,773</u>				
NORMAN COUNTY		YES	YES		
CFDA 93.596 \$	1,758				
NORTH CENTRAL SERVICE COOP		YES	YES		YES
CFDA 10.555 \$	101,135				
CFDA 84.027	463,840				
CFDA 84.029	3,717				
CFDA 84.186	25,513				
CFDA 93.575	6,081				
CFDA 93.630	81,090				
	<u>\$ 681,376</u>				
NORTHWEST REGIONAL LIBRARY		YES			
CFDA 84.034 \$	32,286				
NW COMM ACTION INC		YES			
CFDA 10.558 \$	12,603				
OTTER TAIL COUNTY		YES	YES		
CFDA 16.579 \$	60,000				
CFDA 93.596	40,545				
	<u>\$ 100,545</u>				
PACER CENTER		YES			
CFDA 84.027 \$	122,873				

STATE OF MINNESOTA
OFFICE OF THE STATE AUDITOR
STATEWIDE SINGLE AUDIT
SUMMARY OF FEDERAL GRANT REVENUE
BY ADMINISTERING AGENCY
FOR THE YEAR ENDED JUNE 30, 1997

ADMINISTERING AGENCY ENTITY	CFDA NUMBER	TOTAL	AUDIT REPORT ACCEPTABLE	CROSSCUTTING NONFEDERAL	FINDINGS FEDERAL	GRANT NONCOMPLIANCE
MN - DEPARTMENT OF CHILDREN, FAMILIES AND LEARNING						
PACER CENTER			YES			
CFDA	84.158	\$ 18,027				
CFDA	84.173	52,169				
CFDA	84.181	2,450				
		\$ 195,519				
PARENTS IN COMMUNITY ACTION INC			YES			
CFDA	10.558	\$ 525,162				
PERSPECTIVES INC			YES			
CFDA	16.575	\$ 7,343				
PILOT ENHANCED PAIRED DISTRICT 3001			YES	YES		
CFDA	10.550	\$ 22,069				
CFDA	10.553	7,490				
CFDA	10.555	84,918				
CFDA	84.010	226,424				
CFDA	84.186	3,274				
CFDA	84.276	1,813				
CFDA	84.281	5,371				
CFDA	84.298	6,585				
		\$ 357,944				
PINE COUNTY			YES	YES		
CFDA	93.560	\$ 53,661				
CFDA	93.575	2,574				
		\$ 56,235				
PIONEERLAND LIBRARY SYSTEM			YES	YES	YES	
CFDA	84.034	\$ 58,971				
POPE COUNTY			YES	YES		
CFDA	93.596	\$ 6,583				
PRAIRIE FIVE COMM ACT CNL			YES	YES	YES	
CFDA	10.558	\$ 48,220				
PROVIDERS CHOICE INC			YES			
CFDA	10.558	\$ 25,253,369				
RAMSEY COUNTY			YES	YES	YES	
CFDA	10.553	\$ 44,487				
CFDA	10.555	72,745				
CFDA	84.002	8,999				
CFDA	84.048	8,000				
		\$ 134,231				
RAPE AND ABUSE CRISIS CENTER			YES	YES	YES	
CFDA	16.575	\$ 21,556				

STATE OF MINNESOTA
OFFICE OF THE STATE AUDITOR
STATEWIDE SINGLE AUDIT
SUMMARY OF FEDERAL GRANT REVENUE
BY ADMINISTERING AGENCY
FOR THE YEAR ENDED JUNE 30, 1997

ADMINISTERING AGENCY ENTITY CFDA NUMBER	TOTAL	AUDIT REPORT ACCEPTABLE	CROSSCUTTING FINDINGS NONFEDERAL	FEDERAL	GRANT NONCOMPLIANCE
MN - DEPARTMENT OF CHILDREN, FAMILIES AND LEARNING					
REACH-UP INCORPORATED		YES	YES	YES	
CFDA 10.558	\$ 50,454				
REDWOOD COUNTY		YES	YES	YES	
CFDA 84.181	\$ 25,699				
RIVER BEND EDUCATION DISTRICT		YES	YES	YES	
CFDA 84.027	\$ 270,736				
CFDA 84.048	29,469				
CFDA 84.173	81,980				
CFDA 84.181	44,268				
	\$ 426,453				
SEMCAC INC		YES	YES	YES	
CFDA 10.558	\$ 290,505				
SOUTH CENTRAL SERVICE COOP		YES	YES	YES	
CFDA 84.027	\$ 189,379				
CFDA 84.048	135,934				
CFDA 84.186	11,235				
CFDA 84.298	10,000				
	\$ 346,548				
SOUTHERN PLAINS ED COOP		YES	YES	YES	
CFDA 84.027	\$ 317,362				
CFDA 84.048	31,569				
CFDA 84.173	49,599				
CFDA 84.181	24,502				
	\$ 423,032				
SSD 1 MINNEAPOLIS		YES	YES		
CFDA 10.550	\$ 440,462				
CFDA 10.553	2,629,649				
CFDA 10.555	6,766,561				
CFDA 10.559	1,024,563				
CFDA 84.002	117,349				
CFDA 84.010	12,888,098				YES
CFDA 84.011	6,123				
CFDA 84.027	2,388,976				YES
CFDA 84.048	404,441				
CFDA 84.158	1,783				
CFDA 84.162	51,174				
CFDA 84.173	790,677				YES
CFDA 84.186	375,300				
CFDA 84.196	82,185				
CFDA 84.216	222,779				
CFDA 84.276	320,808				
CFDA 84.281	369,303				
CFDA 84.298	312,344				
CFDA 94.003	152,421				
CFDA 94.004	42,457				
	\$ 29,387,453				

STATE OF MINNESOTA
OFFICE OF THE STATE AUDITOR
STATEWIDE SINGLE AUDIT
SUMMARY OF FEDERAL GRANT REVENUE
BY ADMINISTERING AGENCY
FOR THE YEAR ENDED JUNE 30, 1997

ADMINISTERING AGENCY ENTITY	CFDA NUMBER	TOTAL	AUDIT REPORT ACCEPTABLE	CROSSCUTTING FINDINGS NONFEDERAL	FEDERAL	GRANT NONCOMPLIANCE
MN - DEPARTMENT OF CHILDREN, FAMILIES AND LEARNING						
SSD 6 SOUTH ST PAUL			YES	YES		
CFDA	10.550	\$ 57,378				
CFDA	10.553	41,548				
CFDA	10.555	302,248				
CFDA	10.556	3,360				
CFDA	84.002	104,809				
CFDA	84.010	308,340				
CFDA	84.027	144,191				
CFDA	84.173	35,223				
CFDA	84.181	21,471				
CFDA	84.186	21,110				
CFDA	84.276	17,860				
CFDA	84.281	19,925				
CFDA	84.298	36,399				
		<u>\$ 1,113,862</u>				
STEARNS COUNTY			YES	YES		
CFDA	93.596	\$ 111,892				
CFDA	94.007	60				
		<u>\$ 111,952</u>				
SW & WEST CENTRAL SERVICE COOP			YES	YES		
CFDA	84.027	\$ 2,033,418				
CFDA	84.048	162,266				
CFDA	84.158	5,298				
CFDA	84.173	349,015				
CFDA	84.181	114,337				
CFDA	84.186	17,595				
		<u>\$ 2,681,929</u>				
THREE RIVERS COMM ACT PROG			YES			
CFDA	10.558	\$ 21,697				
TRAVERSE DES SIOUX LIBRARY SYSTEM			YES	YES	YES	
CFDA	84.034	\$ 69,155				
TRI COUNTY COMM CORRECTIONS			YES	YES		
CFDA	16.579	\$ 42,573				
CFDA	84.002	25,422				
		<u>\$ 67,995</u>				
TRI-VALLEY OPPORTUNITY COUNCIL INC			YES			
CFDA	10.558	\$ 29,974				
CFDA	84.011	101,840				
		<u>\$ 131,814</u>				
VIKING LIBRARY SYSTEM			YES	YES	YES	
CFDA	84.034	\$ 41,911				

STATE OF MINNESOTA
OFFICE OF THE STATE AUDITOR
STATEWIDE SINGLE AUDIT
SUMMARY OF FEDERAL GRANT REVENUE
BY ADMINISTERING AGENCY
FOR THE YEAR ENDED JUNE 30, 1997

ADMINISTERING AGENCY ENTITY CFDA NUMBER	TOTAL	AUDIT REPORT ACCEPTABLE	CROSSCUTTING FINDINGS NONFEDERAL	FINDINGS FEDERAL	GRANT NONCOMPLIANCE
MN - DEPARTMENT OF CHILDREN, FAMILIES AND LEARNING					
WASHINGTON COUNTY		YES	YES	YES	
CFDA 84.034 \$	1,559				
WEST CENTRAL EDUCATION DISTRICT		YES	YES	YES	
CFDA 84.027 \$	239,218				
CFDA 84.048	30,518				
CFDA 84.158	3,100				
CFDA 84.173	62,511				
CFDA 84.181	28,818				
	\$ 364,165				
WESTERN COMMUNITY ACTION INC		YES			
CFDA 10.558 \$	171,968				
WHITE EARTH RESERVATION		YES	YES	YES	
CFDA 10.553 \$	17,078				
CFDA 10.555	20,693				
CFDA 10.558	34,695				
CFDA 10.559	6,067				
CFDA 84.002	40,694				
	\$ 119,227				
WILKIN COUNTY		YES	YES		
CFDA 93.596 \$	2,989				
WRIGHT COUNTY		YES	YES		
CFDA 10.550 \$	413				
WRIGHT COUNTY COMMUNITY ACTION INC		YES			
CFDA 10.558 \$	61,741				
YELLOW MEDICINE COUNTY		YES	YES	YES	
CFDA 93.596 \$	2,935				
YWCA-ST PAUL		YES	YES	YES	
CFDA 16.579 \$	10,000				
ZUMBRO EDUCATION DISTRICT		YES	YES	YES	
CFDA 84.027 \$	434,382				
CFDA 84.048	32,216				
CFDA 84.173	86,224				
CFDA 84.181	23,715				
CFDA 84.281	26,687				
	\$ 603,224				
MN - DEPARTMENT OF CORRECTIONS					
ANOKA COUNTY		YES	YES	YES	
CFDA 16.575 \$	10,381				

STATE OF MINNESOTA
OFFICE OF THE STATE AUDITOR
STATEWIDE SINGLE AUDIT
SUMMARY OF FEDERAL GRANT REVENUE
BY ADMINISTERING AGENCY
FOR THE YEAR ENDED JUNE 30, 1997

ADMINISTERING AGENCY ENTITY CFDA NUMBER	TOTAL	AUDIT REPORT ACCEPTABLE	CROSSCUTTING FINDINGS NONFEDERAL	FEDERAL	GRANT NONCOMPLIANCE
MN - DEPARTMENT OF CORRECTIONS					
BENTON COUNTY		YES	YES		
CFDA 16.575	\$ 3,163				
	\$ 3,163				
BOISE FORTE RES BUS COMM		YES			
CFDA 16.575	\$ 4,811				
CARLTON COUNTY		YES	YES	YES	
CFDA 16.540	\$ 11,264				
CFDA 16.575	14,784				
	\$ 26,048				
CHISAGO COUNTY		YES	YES		
CFDA 16.575	\$ 23,121				
CITY OF DULUTH		YES	YES		
CFDA 16.588	\$ 10,165				
CLAY COUNTY		YES	YES		
CFDA 16.575	\$ 600				
FILLMORE COUNTY		YES	YES	YES	
CFDA 16.579	\$ 1,016				
FOND DU LAC RESERVATION		YES	YES	YES	
CFDA 16.575	\$ 136,205				
FREEBORN COUNTY		YES			
CFDA 16.575	\$ 33,582				
GRAND PORTAGE RESERVATION		YES			
CFDA 16.575	\$ 22,437				
ISANTI COUNTY		YES	YES		
CFDA 16.575	\$ 14,563				
LAC QUI PARLE COUNTY		YES	YES		
CFDA 16.575	\$ 5,111				
MAHNOMEN COUNTY		YES	YES		
CFDA 16.575	\$ 600				
MIGRANT HEALTH SERVICES		YES	YES	YES	
CFDA 16.575	\$ 5,200				
CFDA 16.588	15,568				
CFDA 93.991	2,650				
	\$ 23,418				
NE METRO INTERDISTRICT NO 916		YES			
CFDA 84.002	\$ 50,850				

STATE OF MINNESOTA
OFFICE OF THE STATE AUDITOR
STATEWIDE SINGLE AUDIT
SUMMARY OF FEDERAL GRANT REVENUE
BY ADMINISTERING AGENCY
FOR THE YEAR ENDED JUNE 30, 1997

ADMINISTERING AGENCY ENTITY CFDA NUMBER	TOTAL	AUDIT REPORT ACCEPTABLE	CROSSCUTTING FINDINGS NONFEDERAL	FEDERAL	GRANT NONCOMPLIANCE
MN - DEPARTMENT OF CORRECTIONS					
NOBLES COUNTY		YES	YES		
CFDA 84.048	\$ 8,760				
OLMSTED COUNTY		YES	YES	YES	
CFDA 16.575	\$ 39,493				
CFDA 16.588	39,283				
	\$ 78,776				
PERSPECTIVES INC		YES			
CFDA 16.575	\$ 10,146				
PINE COUNTY		YES	YES		
CFDA 16.540	\$ 1,462				
POLK COUNTY		YES	YES		
CFDA 16.575	\$ 26,428				
RAMSEY COUNTY		YES	YES	YES	
CFDA 93.991	\$ 12,260				
RED LAKE BAND OF CHIPPEWA INDIANS		YES	YES	YES	
CFDA 16.575	\$ 26,716				
RICE COUNTY		YES	YES		
CFDA 16.579	\$ 3,035				
SHERBURNE COUNTY		YES	YES		
CFDA 16.540	\$ 14,699				
CFDA 16.575	14,484				
	\$ 29,183				
STEARNS COUNTY		YES	YES		
CFDA 16.575	\$ 10,000				
STEELE COUNTY		YES	YES	YES	
CFDA 16.575	\$ 6,442				
SW MN PIC		YES			
CFDA 84.048	\$ 7,026				
WASHINGTON COUNTY		YES	YES	YES	
CFDA 16.575	\$ 20,231				
CFDA 16.579	44,200				
	\$ 64,431				
WATONWAN COUNTY		YES	YES		
CFDA 16.579	\$ 6,615				
WHITE EARTH RESERVATION		YES	YES	YES	
CFDA 16.575	\$ 9,939				

STATE OF MINNESOTA
OFFICE OF THE STATE AUDITOR
STATEWIDE SINGLE AUDIT
SUMMARY OF FEDERAL GRANT REVENUE
BY ADMINISTERING AGENCY
FOR THE YEAR ENDED JUNE 30, 1997

ADMINISTERING AGENCY ENTITY	CFDA NUMBER	TOTAL	AUDIT REPORT ACCEPTABLE	CROSSCUTTING FINDINGS NONFEDERAL	FEDERAL	GRANT NONCOMPLIANCE
MN - DEPARTMENT OF ECONOMIC SECURITY						
ALLINA HEALTH SYSTEMS			YES			
CFDA	84.126	\$ 61,165				
		\$ 61,165				
ANOKA COUNTY			YES	YES	YES	
CFDA	17.207	\$ 47,324				
CFDA	17.235	119,985				
CFDA	17.246	333,838				
CFDA	17.250	516,053				
		\$ 1,017,200				
ANOKA COUNTY COMM ACTION PROG INC			YES			
CFDA	10.558	\$ 71,368				
CFDA	14.231	150,523				
CFDA	81.042	207,092				
CFDA	93.568	895,827				
CFDA	93.569	246,729				
CFDA	93.572	5,000				
		\$ 1,576,539				
ARROWHEAD ECON OPPORTUNITY AGENCY			YES			
CFDA	14.235	\$ 43,125				
CFDA	17.235	75,873				
CFDA	81.042	217,773				
CFDA	93.568	3,266,533				
CFDA	93.569	130,523				
		\$ 3,733,827				
BI-COUNTY COMM ACTION COUNCIL			YES			
CFDA	14.231	\$ 39,505				
CFDA	14.235	105,397				
CFDA	81.042	297,404				
CFDA	93.568	1,538,141				
CFDA	93.569	102,630				
CFDA	93.572	2,766				
		\$ 2,085,843				
BLUE EARTH COUNTY			YES	YES		
CFDA	93.568	\$ 455,576				
BOISE FORTE RES BUS COMM			YES			
CFDA	81.042	\$ 5,132				
CFDA	93.568	40,870				
CFDA	93.569	19,625				
CFDA	93.572	1,021				
		\$ 66,648				
BROWN COUNTY			YES	YES		
CFDA	93.568	\$ 223,926				

STATE OF MINNESOTA
OFFICE OF THE STATE AUDITOR
STATEWIDE SINGLE AUDIT
SUMMARY OF FEDERAL GRANT REVENUE
BY ADMINISTERING AGENCY
FOR THE YEAR ENDED JUNE 30, 1997

ADMINISTERING AGENCY ENTITY CFDA NUMBER	TOTAL	AUDIT REPORT ACCEPTABLE	CROSSCUTTING FINDINGS NONFEDERAL	FEDERAL	GRANT NONCOMPLIANCE
MN - DEPARTMENT OF ECONOMIC SECURITY					
CARVER COUNTY		YES	YES	YES	
CFDA 17.235	\$ 66,865				
	\$ 66,865				
CARVER-SCOTT EDUCATIONAL COOP		YES	YES	YES	
CFDA 93.561	\$ 94,500				
CHANNEL ONE INC		YES			
CFDA 10.550	\$ 191,530				
CITY OF CLOQUET		YES	YES		
CFDA 16.540	\$ 30,000				
CITY OF DULUTH		YES	YES		
CFDA 17.207	\$ 45,284				
CFDA 17.235	92,999				
CFDA 17.250	547,694				
CFDA 17.700	864				
CFDA 94.006	1,013				
	\$ 687,854				
CITY OF MINNEAPOLIS		YES	YES	YES	
CFDA 16.540	\$ 53,293				
CFDA 17.207	103,689				
CFDA 17.246	413,859				
CFDA 17.250	964,861				
CFDA 93.585	1,408,290				
	\$ 2,943,992				
CITY OF MOORHEAD		YES	YES	YES	
CFDA 14.231	\$ 24,207				
CITY OF ST PAUL		YES	YES		
CFDA 16.540	\$ 30,000				
CFDA 17.207	72,684				
CFDA 17.246	598,151				
CFDA 17.250	883,938				
	\$ 1,584,773				
CLAY COUNTY		YES	YES		
CFDA 16.540	\$ 30,000				
CLAY-WILKIN OPPORTUNITY COUNCIL		YES			
CFDA 16.579	\$ 52,025				
CFDA 93.569	73,924				
	\$ 125,949				
CLEARWATER COUNTY		YES	YES		
CFDA 93.568	\$ 348,960				

STATE OF MINNESOTA
OFFICE OF THE STATE AUDITOR
STATEWIDE SINGLE AUDIT
SUMMARY OF FEDERAL GRANT REVENUE
BY ADMINISTERING AGENCY
FOR THE YEAR ENDED JUNE 30, 1997

ADMINISTERING AGENCY ENTITY	CFDA NUMBER	TOTAL	AUDIT REPORT ACCEPTABLE	CROSSCUTTING FINDINGS NONFEDERAL	FINDINGS FEDERAL	GRANT NONCOMPLIANCE
MN - DEPARTMENT OF ECONOMIC SECURITY						
COURAGE CENTER			YES			
CFDA	84.126	\$ 59,064				YES
		\$ 59,064				
DAKOTA COUNTY			YES	YES	YES	
CFDA	17.235	\$ 126,346				
CFDA	17.246	410,574				
CFDA	17.250	574,882				
		\$ 1,111,802				
DULUTH COMM ACTION PROG INC			YES			
CFDA	81.042	\$ 183,689				
CFDA	93.569	320,733				
		\$ 504,422				
FACE TO FACE HEALTH SERVICE			YES	YES	YES	
CFDA	14.231	\$ 42,317				YES
FOND DU LAC RESERVATION			YES	YES	YES	
CFDA	81.042	\$ 9,575				
CFDA	93.568	212,531				
CFDA	93.569	45,166				
CFDA	93.572	1,360				
		\$ 268,632				
FREEBORN COUNTY			YES			
CFDA	14.231	\$ 10,726				
CFDA	93.569	32,944				
		\$ 43,670				
GRAND PORTAGE RESERVATION			YES			
CFDA	81.042	\$ 3,199				
CFDA	93.568	21,265				
CFDA	93.569	25,716				
CFDA	93.572	1,036				
		\$ 51,216				
GRANT COUNTY			YES	YES		
CFDA	16.540	\$ 17,329				
HEARTLAND COMMUNITY ACTION AGENCY			YES			
CFDA	14.231	\$ 16,731				
CFDA	14.235	73,425				
CFDA	81.042	221,413				
CFDA	93.568	1,125,729				
CFDA	93.569	130,719				
		\$ 1,568,017				

STATE OF MINNESOTA
OFFICE OF THE STATE AUDITOR
STATEWIDE SINGLE AUDIT
SUMMARY OF FEDERAL GRANT REVENUE
BY ADMINISTERING AGENCY
FOR THE YEAR ENDED JUNE 30, 1997

ADMINISTERING AGENCY ENTITY	CFDA NUMBER	TOTAL	AUDIT REPORT ACCEPTABLE	CROSSCUTTING FINDINGS NONFEDERAL	FINDINGS FEDERAL	GRANT NONCOMPLIANCE
MN - DEPARTMENT OF ECONOMIC SECURITY						
HENNEPIN COUNTY						
CFDA	17.207	\$ 130,518	YES			
CFDA	17.246	652,382				
CFDA	17.250	<u>1,069,924</u>				
		<u>\$ 1,852,824</u>				
HIRED						
CFDA	16.540	\$ 13,259	YES			
CFDA	17.250	<u>63,045</u>				
		<u>\$ 76,304</u>				
INDUSTRIES INC						
CFDA	84.126	\$ 54,137	YES			
INTER-COUNTY COMMUNITY COUNCIL						
CFDA	14.235	\$ 41,415	YES	YES	YES	
CFDA	17.235	91,202				
CFDA	81.042	125,240				
CFDA	93.568	692,237				
CFDA	93.569	85,906				
CFDA	93.572	<u>2,965</u>				
		<u>\$ 1,038,965</u>				
ISD 0840 ST JAMES						
CFDA	16.540	\$ 18,657	YES	YES		
ISD 0911 CAMBRIDGE						
CFDA	17.250	\$ 53,866	YES	YES		
KOOTASCA COMM ACT CNCL						
CFDA	14.231	\$ 15,035	YES			
CFDA	14.235	30,522				
CFDA	81.042	142,299				
CFDA	93.568	2,300,257				
CFDA	93.569	85,288				
CFDA	93.572	<u>3,037</u>				
		<u>\$ 2,576,438</u>				
LAKE COUNTY						
CFDA	16.540	\$ 30,000	YES	YES		
LAKES & PINES COMM ACT COUNCIL						
CFDA	14.231	\$ 2,405	YES			
CFDA	14.235	101,182				
CFDA	81.042	396,381				
CFDA	93.568	2,222,301				
CFDA	93.569	419,967				
CFDA	93.572	<u>12,540</u>				
		<u>\$ 3,154,776</u>				

STATE OF MINNESOTA
OFFICE OF THE STATE AUDITOR
STATEWIDE SINGLE AUDIT
SUMMARY OF FEDERAL GRANT REVENUE
BY ADMINISTERING AGENCY
FOR THE YEAR ENDED JUNE 30, 1997

ADMINISTERING AGENCY ENTITY CFDA NUMBER	TOTAL	AUDIT REPORT ACCEPTABLE	CROSSCUTTING FINDINGS NONFEDERAL	FINDINGS FEDERAL	GRANT NONCOMPLIANCE
MN - DEPARTMENT OF ECONOMIC SECURITY					
LOCAL 41 UAW CFDA 17.246	\$ 437,142	YES	YES	YES	
	\$ 437,142				
LUTHERAN SOCIAL SERVICE OF MN CFDA 14.231	\$ 12,000	YES			
CFDA 93.568	1,405,823				
CFDA 93.571	13,466				
	\$ 1,431,289				
MAHUBE COMMUNITY COUNCIL CFDA 14.231	\$ 49,193	YES			
CFDA 81.042	175,845				
CFDA 93.568	1,463,241				
CFDA 93.569	144,738				
CFDA 93.572	1,272				
	\$ 1,834,289				
MN COALITION FOR HOMELESS CFDA 14.231	\$ 46,140	YES			
MN INSTITUTE OF PUBLIC HEALTH CFDA 93.571	\$ 26,041	YES			
MN TEAMSTERS BUREAU CFDA 17.246	\$ 2,602,079	YES	YES	YES	
CFDA 17.250	19,969				
	\$ 2,622,048				
MN VALLEY ACTION COUNCIL CFDA 14.235	\$ 122,748	YES			
CFDA 17.207	85,789				
CFDA 17.235	354,005				
CFDA 17.246	452,226				
CFDA 17.250	608,052				
CFDA 17.700	1,810				
CFDA 81.042	237,311				
CFDA 93.568	2,198,938				
CFDA 93.569	261,657				
CFDA 93.572	343				
	\$ 4,322,879				
MORRISON COUNTY CFDA 93.568	\$ 583,119	YES	YES		
MPLS COMM ACTION AGENCY CFDA 81.042	\$ 596,301	YES			
CFDA 93.568	8,714,398				
CFDA 93.569	578,496				
CFDA 93.572	27,908				
	\$ 9,917,103				

STATE OF MINNESOTA
OFFICE OF THE STATE AUDITOR
STATEWIDE SINGLE AUDIT
SUMMARY OF FEDERAL GRANT REVENUE
BY ADMINISTERING AGENCY
FOR THE YEAR ENDED JUNE 30, 1997

ADMINISTERING AGENCY ENTITY	CFDA NUMBER	TOTAL	AUDIT REPORT ACCEPTABLE	CROSSCUTTING FINDINGS NONFEDERAL	FEDERAL	GRANT NONCOMPLIANCE
MN - DEPARTMENT OF ECONOMIC SECURITY						
NE MN OFFICE OF	JOB TRAINING		YES			
CFDA 17.207	\$	79,221				
CFDA 17.246		346,521				
CFDA 17.250		1,913,418				
CFDA 17.700		4,505				
	\$	2,343,665				
NW COMM ACTION INC			YES			
CFDA 14.235	\$	15,012				
CFDA 81.042		84,777				
CFDA 93.568		563,242				
CFDA 93.569		61,674				
CFDA 93.572		952				
	\$	725,657				
OLMSTED COUNTY			YES	YES		YES
CFDA 14.231	\$	41,774				
CFDA 93.568		448,498				
	\$	490,272				
OTTER TAIL COUNTY			YES	YES		
CFDA 93.568	\$	893,410				
OTTERTAIL-WADENA COMM ACT CNCL			YES			
CFDA 10.550	\$	41,702				
CFDA 14.235		30,490				
CFDA 81.042		246,935				
CFDA 93.568		425,702				
CFDA 93.569		276,568				
CFDA 93.572		4,434				
	\$	1,025,831				
PRAIRIE FIVE COMM ACT CNL			YES	YES		YES
CFDA 81.042	\$	151,645				
CFDA 93.568		1,324,319				
CFDA 93.569		74,159				
CFDA 93.572		3,190				
	\$	1,553,313				
RAMSEY COUNTY			YES	YES		YES
CFDA 17.246	\$	291,284				
CFDA 17.250		148,127				
	\$	439,411				
RED LAKE BAND OF CHIPPEWA INDIANS			YES	YES		YES
CFDA 81.042	\$	50,482				
CFDA 93.568		356,691				
CFDA 93.569		28,946				
CFDA 93.572		1,873				
	\$	437,992				

STATE OF MINNESOTA
OFFICE OF THE STATE AUDITOR
STATEWIDE SINGLE AUDIT
SUMMARY OF FEDERAL GRANT REVENUE
BY ADMINISTERING AGENCY
FOR THE YEAR ENDED JUNE 30, 1997

EXHIBIT 4
(Continued)

ADMINISTERING AGENCY ENTITY	CFDA NUMBER	TOTAL	AUDIT REPORT ACCEPTABLE	CROSSCUTTING FINDINGS NONFEDERAL	FEDERAL FINDINGS	GRANT NONCOMPLIANCE
MN - DEPARTMENT OF ECONOMIC SECURITY						
RENVILLE COUNTY			YES	YES		
CFDA	93.568	\$ 256,044				
		\$ 256,044				
RESOURCE INC			YES			
CFDA	93.561	\$ 65,853				
RISE INC			YES		YES	
CFDA	84.132	\$ 44,275				
RURAL ENTERPRISE ACCEPTABLE LIVING			YES	YES	YES	
CFDA	84.126	\$ 7,831				
CFDA	84.132	275,736				
		\$ 283,567				
RURAL MN CEP INC			YES			
CFDA	17.207	\$ 135,222				
CFDA	17.235	202,614				
CFDA	17.246	635,843				
CFDA	17.250	3,791,654				
CFDA	17.700	3,757				
		\$ 4,769,090				
SCOTT COUNTY			YES	YES	YES	
CFDA	17.235	\$ 38,485				
SE MN CTR FOR INDEPENDENT LIVING			YES	YES	YES	
CFDA	84.126	\$ 12,041				
CFDA	84.132	181,474				
		\$ 193,515				
SE MN PRIVATE INDUSTRY COUNCIL			YES	YES	YES	
CFDA	17.207	\$ 63,925				
CFDA	17.246	347,417				
CFDA	17.250	796,395				
CFDA	17.700	2,309				
		\$ 1,210,046				
SECOND HARVEST FOOD BANK OF MPLS			YES	YES	YES	
CFDA	10.550	\$ 942,246				
CFDA	10.568	76,922				
		\$ 1,019,168				
SEMCAC INC			YES	YES	YES	
CFDA	14.231	\$ 1,962				
CFDA	81.042	573,255				
CFDA	93.568	1,711,801				
CFDA	93.569	421,623				
CFDA	93.572	1,243				
		\$ 2,709,884				

STATE OF MINNESOTA
OFFICE OF THE STATE AUDITOR
STATEWIDE SINGLE AUDIT
SUMMARY OF FEDERAL GRANT REVENUE
BY ADMINISTERING AGENCY
FOR THE YEAR ENDED JUNE 30, 1997

ADMINISTERING AGENCY ENTITY CFDA NUMBER	TOTAL	AUDIT REPORT ACCEPTABLE	CROSSCUTTING NONFEDERAL	FINDINGS FEDERAL	GRANT NONCOMPLIANCE
MN - DEPARTMENT OF ECONOMIC SECURITY					
ST PAUL REHAB CENTER		YES			
CFDA 84.126	\$ 57,179				
	\$ 57,179				
SUSTAINABLE RESOURCES CENTER		YES	YES	YES	
CFDA 81.042	\$ 424,202				
CFDA 93.568	128,328				
	\$ 552,530				
SW MN PIC		YES			
CFDA 16.540	\$ 2,886				
CFDA 17.207	45,676				
CFDA 17.246	1,920,624				
CFDA 17.250	1,305,840				
CFDA 17.700	6,170				
CFDA 93.561	43,186				
CFDA 94.006	6,171				
	\$ 3,330,553				
THREE RIVERS COMM ACT PROG		YES			
CFDA 17.235	\$ 53,810				
CFDA 81.042	178,998				
CFDA 93.568	624,182				
CFDA 93.569	86,073				
	\$ 943,063				
TODD COUNTY		YES	YES		
CFDA 93.568	\$ 710,917				
TRI-COUNTY ACTION PROGRAMS		YES	YES	YES	
CFDA 14.231	\$ 50,749				
CFDA 14.235	21,704				
CFDA 81.042	419,475				
CFDA 93.568	1,384,997				
CFDA 93.569	130,214				
CFDA 93.572	9,976				
	\$ 2,017,115				
TRI-VALLEY OPPORTUNITY COUNCIL INC		YES			
CFDA 14.231	\$ 4,576				
CFDA 14.235	42,472				
CFDA 17.235	56,957				
CFDA 81.042	98,667				
CFDA 93.568	715,499				
CFDA 93.569	92,731				
CFDA 93.572	1,543				
	\$ 1,012,445				

STATE OF MINNESOTA
OFFICE OF THE STATE AUDITOR
STATEWIDE SINGLE AUDIT
SUMMARY OF FEDERAL GRANT REVENUE
BY ADMINISTERING AGENCY
FOR THE YEAR ENDED JUNE 30, 1997

ADMINISTERING AGENCY ENTITY CFDA NUMBER	TOTAL	AUDIT REPORT ACCEPTABLE	CROSSCUTTING NONFEDERAL	FINDINGS FEDERAL	GRANT NONCOMPLIANCE
MN - DEPARTMENT OF ECONOMIC SECURITY					
WASHINGTON COUNTY		YES	YES	YES	
CFDA 17.207 \$	46,701				
CFDA 17.235	57,199				
CFDA 17.250	208,276				
	<u>\$ 312,176</u>				
WESTERN COMMUNITY ACTION INC		YES			
CFDA 14.231 \$	15,757				
CFDA 14.235	33,159				
CFDA 81.042	74,745				
CFDA 93.568	976,268				
CFDA 93.569	97,885				
CFDA 93.572	3,716				
	<u>\$ 1,201,530</u>				
WHITE EARTH RESERVATION		YES	YES	YES	
CFDA 14.235 \$	24,795				
CFDA 81.042	37,140				
	<u>\$ 61,935</u>				
WINONA COUNTY		YES	YES	YES	
CFDA 17.250 \$	36,990				
WRIGHT COUNTY		YES	YES		
CFDA 93.568 \$	274,978				
WRIGHT COUNTY COMMUNITY ACTION INC		YES			
CFDA 14.235 \$	41,547				
CFDA 81.042	80,966				
CFDA 93.568	24,154				
CFDA 93.569	60,501				
	<u>\$ 207,168</u>				
YWCA-ST PAUL		YES	YES	YES	
CFDA 14.235 \$	46,776				
CFDA 16.540	39,929				
CFDA 93.561	38,429				
	<u>\$ 125,134</u>				
MN - DEPARTMENT OF FINANCE					
BELTRAMI COUNTY		YES	YES		
CFDA 10.665 \$	107,119				
CASS COUNTY		YES	YES	YES	
CFDA 10.665 \$	221,315				
CFDA 12.104	3,441				
	<u>\$ 224,756</u>				

STATE OF MINNESOTA
OFFICE OF THE STATE AUDITOR
STATEWIDE SINGLE AUDIT
SUMMARY OF FEDERAL GRANT REVENUE
BY ADMINISTERING AGENCY
FOR THE YEAR ENDED JUNE 30, 1997

ADMINISTERING AGENCY ENTITY CFDA NUMBER	TOTAL	AUDIT REPORT ACCEPTABLE	CROSSCUTTING FINDINGS NONFEDERAL	FEDERAL	GRANT NONCOMPLIANCE
MN - DEPARTMENT OF FINANCE					
COOK COUNTY		YES	YES		
CFDA 10.665	\$ 131,143				
CFDA 10.668	424,078				
	<u>\$ 555,221</u>				
GOODHUE COUNTY		YES	YES		
CFDA 12.104	\$ 600				
ITASCA COUNTY		YES	YES	YES	
CFDA 10.665	\$ 236,964				
KOOCHICHING COUNTY		YES			
CFDA 10.665	\$ 161				
LAKE COUNTY		YES	YES		
CFDA 10.665	\$ 139,179				
CFDA 10.668	538,258				
	<u>\$ 677,437</u>				
SIBLEY COUNTY		YES	YES		
CFDA 12.104	\$ 8,583				
ST LOUIS COUNTY		YES	YES	YES	
CFDA 10.665	\$ 178,409				
CFDA 10.668	304,324				
	<u>\$ 482,733</u>				
WINONA COUNTY		YES	YES	YES	
CFDA 12.104	\$ 10,100				
	<u>\$ 10,100</u>				
MN - DEPARTMENT OF HEALTH					
AITKIN COUNTY		YES	YES	YES	
CFDA 10.557	\$ 50,725				
ALLINA HEALTH SYSTEMS		YES			
CFDA 93.919	\$ 4,524				
ANOKA COUNTY		YES	YES	YES	
CFDA 10.557	\$ 517,112				
CFDA 93.268	72,561				
CFDA 93.994	331,017				
	<u>\$ 920,690</u>				
BENTON COUNTY		YES	YES		
CFDA 10.557	\$ 76,887				
CFDA 93.268	2,937				
CFDA 93.994	67,045				
	<u>\$ 146,869</u>				

STATE OF MINNESOTA
OFFICE OF THE STATE AUDITOR
STATEWIDE SINGLE AUDIT
SUMMARY OF FEDERAL GRANT REVENUE
BY ADMINISTERING AGENCY
FOR THE YEAR ENDED JUNE 30, 1997

ADMINISTERING AGENCY ENTITY	CFDA NUMBER	TOTAL	AUDIT REPORT ACCEPTABLE	CROSSCUTTING NONFEDERAL	FINDINGS FEDERAL	GRANT NONCOMPLIANCE
MN - DEPARTMENT OF HEALTH						
BLUE EARTH COUNTY			YES	YES		
CFDA	10.557	\$ 73,196				
CFDA	93.994	60,755				
		<u>\$ 133,951</u>				
BOISE FORTE RES	BUS COMM		YES			
CFDA	93.991	\$ 5,164				
		<u>\$ 5,164</u>				
BROWN COUNTY			YES	YES		
CFDA	10.557	\$ 63,905				
CFDA	93.268	4,287				
CFDA	93.994	34,208				
		<u>\$ 102,400</u>				
BROWN-NICOLLET CHS			YES	YES		
CFDA	93.994	\$ 68,825				
		<u>\$ 68,825</u>				
CARLTON COOK LAKE ST LOUIS CO HL BD			YES	YES		
CFDA	10.557	\$ 513,448				
CFDA	93.268	67,960				
CFDA	93.919	16,000				
CFDA	93.994	333,041				
CFDA	93.919	14,000				
		<u>\$ 944,449</u>				
CARVER COUNTY			YES	YES	YES	
CFDA	93.268	\$ 16,281				
		<u>\$ 16,281</u>				
CASS COUNTY			YES	YES	YES	
CFDA	10.557	\$ 71,797				YES
CFDA	93.268	10,985				YES
CFDA	93.994	49,036				YES
		<u>\$ 131,818</u>				
CATHOLIC CHARITIES -ST PAUL MPLS			YES			
CFDA	93.940	\$ 20,428				
		<u>\$ 20,428</u>				
CHANNEL ONE INC			YES			
CFDA	10.565	\$ 239,684				
		<u>\$ 239,684</u>				
CHISAGO COUNTY			YES	YES		
CFDA	10.557	\$ 70,713				
CFDA	93.268	7,653				
CFDA	93.919	6,230				
CFDA	93.994	67,457				
		<u>\$ 152,053</u>				
CITY OF BLOOMINGTON			YES			
CFDA	10.557	\$ 63,000				
CFDA	93.994	252,055				
		<u>\$ 315,055</u>				

STATE OF MINNESOTA
OFFICE OF THE STATE AUDITOR
STATEWIDE SINGLE AUDIT
SUMMARY OF FEDERAL GRANT REVENUE
BY ADMINISTERING AGENCY
FOR THE YEAR ENDED JUNE 30, 1997

EXHIBIT 4
(Continued)

ADMINISTERING AGENCY ENTITY	CFDA NUMBER	TOTAL	AUDIT REPORT ACCEPTABLE	CROSSCUTTING FINDINGS NONFEDERAL	FINDINGS FEDERAL	GRANT NONCOMPLIANCE
MN - DEPARTMENT OF HEALTH						
CITY OF MINNEAPOLIS						
CFDA	10.557	\$ 1,488,120	YES	YES	YES	
CFDA	93.110	76,454				
CFDA	93.994	<u>2,399,938</u>				
		<u>\$ 3,964,512</u>				
CITY OF ST PAUL						
CFDA	10.557	\$ 1,654,611	YES	YES		
CFDA	93.116	40,000				
CFDA	93.118	59,802				
CFDA	93.919	99,702				
CFDA	93.987	11,087				
CFDA	93.991	15,573				
CFDA	93.994	<u>820,528</u>				
		<u>\$ 2,701,303</u>				YES
CLAY COUNTY						
CFDA	10.557	\$ 145,713	YES	YES		
CFDA	93.268	31,701				
CFDA	93.283	7,553				
CFDA	93.919	6,574				
CFDA	93.940	50,467				
CFDA	93.994	<u>77,202</u>				
		<u>\$ 319,210</u>				
CLEARWATER COUNTY						
CFDA	93.994	\$ 18,645	YES	YES		
COTTONWOOD JACKSON CHS						
CFDA	10.557	\$ 54,890	YES			
CFDA	93.268	16,834				
CFDA	93.991	6,589				
CFDA	93.994	<u>29,279</u>				
		<u>\$ 107,592</u>				
COUNTRYSIDE PUBLIC HEALTH SERVICE						
CFDA	10.557	\$ 170,219	YES			
CFDA	93.268	67,511				
CFDA	93.994	<u>76,188</u>				
		<u>\$ 313,918</u>				
CROW WING COUNTY						
CFDA	10.557	\$ 167,500	YES	YES		
CFDA	93.268	20,509				
CFDA	93.919	52,689				
CFDA	93.991	3,033				
CFDA	93.994	<u>125,149</u>				
		<u>\$ 368,880</u>				

STATE OF MINNESOTA
OFFICE OF THE STATE AUDITOR
STATEWIDE SINGLE AUDIT
SUMMARY OF FEDERAL GRANT REVENUE
BY ADMINISTERING AGENCY
FOR THE YEAR ENDED JUNE 30, 1997

ADMINISTERING AGENCY ENTITY	CFDA NUMBER	TOTAL	AUDIT REPORT ACCEPTABLE	CROSSCUTTING FINDINGS NONFEDERAL	FEDERAL	GRANT NONCOMPLIANCE
MN - DEPARTMENT OF HEALTH						
DAKOTA COUNTY						
CFDA	10.557	\$ 348,817	YES	YES	YES	
CFDA	93.268	68,802				
CFDA	93.283	6,972				
CFDA	93.399	17,315				
CFDA	93.994	340,000				
		<u>\$ 781,906</u>				
DODGE COUNTY						
CFDA	10.557	\$ 30,872	YES	YES	YES	
CFDA	93.268	9,476				
CFDA	93.994	25,429				
		<u>\$ 65,777</u>				
DOUGLAS COUNTY						
CFDA	10.557	\$ 85,280	YES	YES		
CFDA	93.268	8,355				
CFDA	93.994	35,919				
		<u>\$ 129,554</u>				
FACE TO FACE HEALTH SERVICE						
CFDA	93.118	\$ 59,758	YES	YES	YES	
FARIB-MARTIN HSB						
CFDA	93.268	\$ 4,377	YES			
CFDA	93.994	43,164				
		<u>\$ 47,541</u>				
FILLMORE COUNTY						
CFDA	10.557	\$ 42,100	YES	YES	YES	
CFDA	93.268	14,010				
CFDA	93.919	14,115				
CFDA	93.994	28,417				
		<u>\$ 98,642</u>				
FOND DU LAC RESERVATION						
CFDA	10.557	\$ 41,619	YES	YES	YES	
FREEBORN COUNTY						
CFDA	10.557	\$ 66,308	YES			
CFDA	93.268	17,403				
CFDA	93.994	51,607				
		<u>\$ 135,318</u>				
GRAND PORTAGE RESERVATION						
CFDA	10.557	\$ 5,626	YES			
GRANT COUNTY						
CFDA	10.557	\$ 17,164	YES	YES		

STATE OF MINNESOTA
OFFICE OF THE STATE AUDITOR
STATEWIDE SINGLE AUDIT
SUMMARY OF FEDERAL GRANT REVENUE -
BY ADMINISTERING AGENCY
FOR THE YEAR ENDED JUNE 30, 1997

ADMINISTERING AGENCY ENTITY CFDA NUMBER	TOTAL	AUDIT REPORT ACCEPTABLE	CROSSCUTTING FINDINGS NONFEDERAL	FEDERAL	GRANT NONCOMPLIANCE
MN - DEPARTMENT OF HEALTH					
HENNEPIN COUNTY					
CFDA 93.116	\$ 10,149	YES			
CFDA 93.118	267,312				
CFDA 93.268	606,603				
CFDA 93.399	15,431				
CFDA 93.917	7,371				
CFDA 93.940	233,736				
CFDA 93.987	32,030				
CFDA 93.994	627,439				
	<u>\$ 1,800,071</u>				
HOUSTON COUNTY					
CFDA 10.557	\$ 33,962	YES	YES		
CFDA 93.994	26,045				
	<u>\$ 60,007</u>				
ISANTI COUNTY					
CFDA 10.557	\$ 68,907	YES	YES		
CFDA 93.268	23,093				
CFDA 93.919	21,869				
CFDA 93.994	34,679				
	<u>\$ 148,548</u>				
ITASCA COUNTY					
CFDA 93.268	\$ 11,565	YES	YES	YES	
CFDA 93.919	20,706				
CFDA 93.994	68,061				
	<u>\$ 100,332</u>				
KANABEC PINE CHS					
CFDA 10.557	\$ 97,964	YES	YES		
CFDA 93.268	11,382				
CFDA 93.399	2,500				
CFDA 93.919	7,408				
CFDA 93.994	58,753				
	<u>\$ 178,007</u>				
KANDIYOHI COUNTY					
CFDA 10.557	\$ 144,025	YES	YES		
CFDA 93.268	20,749				
CFDA 93.994	77,994				
	<u>\$ 242,768</u>				
KOOCHICHING COUNTY					
CFDA 93.268	\$ 6,786	YES			
CFDA 93.994	20,930				
	<u>\$ 27,716</u>				

STATE OF MINNESOTA
OFFICE OF THE STATE AUDITOR
STATEWIDE SINGLE AUDIT
SUMMARY OF FEDERAL GRANT REVENUE
BY ADMINISTERING AGENCY
FOR THE YEAR ENDED JUNE 30, 1997

ADMINISTERING AGENCY ENTITY CFDA NUMBER	TOTAL	AUDIT REPORT ACCEPTABLE	CROSSCUTTING FINDINGS NONFEDERAL	FINDINGS FEDERAL	GRANT NONCOMPLIANCE
MN - DEPARTMENT OF HEALTH					
KOOTASCA COMM ACT CNCL CFDA 10.557	\$ 150,265	YES			
	\$ 150,265				
LAKE OF THE WOODS COUNTY CFDA 93.268	\$ 4,743	YES	YES	YES	
LE SUEUR COUNTY CFDA 93.994	\$ 840	YES	YES		
LINCOLN-LYON-MURRAY-PIPESTONE CHS CFDA 10.557	\$ 126,001	YES			
CFDA 93.268	27,173				
CFDA 93.919	7,373				
CFDA 93.994	54,175				
	\$ 214,722				
MCLEOD COUNTY CFDA 10.557	\$ 57,319	YES	YES		
MEEKER COUNTY CFDA 10.557	\$ 62,045	YES	YES		
CFDA 93.110	3,954				
CFDA 93.268	9,809				
CFDA 93.994	24,285				
	\$ 100,093				
METROPOLITAN COUNCIL CFDA 14.241	\$ 135,922	YES	YES		
MID STATE CHS CFDA 10.557	\$ 75,991	YES			YES
CFDA 93.268	19,456				YES
CFDA 93.919	12,162				YES
CFDA 93.994	33,432				YES
	\$ 141,041				
MIGRANT HEALTH SERVICES CFDA 10.557	\$ 21,949	YES	YES	YES	
MILLE LACS COUNTY CFDA 10.557	\$ 55,858	YES	YES		
CFDA 93.268	1,787				
CFDA 93.399	2,500				
CFDA 93.919	979				
CFDA 93.994	32,245				
	\$ 93,369				
MN AIDS PROJECT CFDA 14.241	\$ 105,846	YES	YES	YES	

STATE OF MINNESOTA
OFFICE OF THE STATE AUDITOR
STATEWIDE SINGLE AUDIT
SUMMARY OF FEDERAL GRANT REVENUE
BY ADMINISTERING AGENCY
FOR THE YEAR ENDED JUNE 30, 1997

ADMINISTERING AGENCY ENTITY CFDA NUMBER	TOTAL	AUDIT REPORT ACCEPTABLE	CROSSCUTTING FINDINGS NONFEDERAL	FINDINGS FEDERAL	GRANT NONCOMPLIANCE
MN - DEPARTMENT OF HEALTH					
MN AIDS PROJECT		YES	YES	YES	
CFDA 93.940	\$ 92,840				YES
CFDA 93.977	4,729				
	<u>\$ 203,415</u>				
MN INSTITUTE OF PUBLIC HEALTH		YES			
CFDA 93.399	\$ 32,104				
CFDA 93.919	53,359				
	<u>\$ 85,463</u>				
MN VALLEY ACTION COUNCIL		YES			
CFDA 10.557	\$ 903,261				
MORRISON COUNTY		YES	YES		
CFDA 10.557	\$ 94,919				
CFDA 93.268	10,213				
CFDA 93.399	5,889				
CFDA 93.994	36,441				
	<u>\$ 147,462</u>				
MOWER COUNTY		YES	YES	YES	
CFDA 10.557	\$ 97,476				
CFDA 93.268	11,251				
CFDA 93.919	24,821				
CFDA 93.994	53,003				
	<u>\$ 186,551</u>				
MULTI-COUNTY BOARD OF HEALTH		YES			
CFDA 10.557	\$ 103,580				
CFDA 93.268	27,499				
CFDA 93.919	2,500				
CFDA 93.994	77,494				
	<u>\$ 211,073</u>				
NOBLES COUNTY		YES	YES		
CFDA 10.557	\$ 66,513				
CFDA 93.268	14,592				
CFDA 93.283	9,549				
CFDA 93.994	30,618				
	<u>\$ 121,272</u>				
NORTH COUNTRY CHS		YES			
CFDA 10.557	\$ 164,709				YES
CFDA 93.268	74,149				
CFDA 93.994	130,924				
	<u>\$ 369,782</u>				

STATE OF MINNESOTA
OFFICE OF THE STATE AUDITOR
STATEWIDE SINGLE AUDIT
SUMMARY OF FEDERAL GRANT REVENUE
BY ADMINISTERING AGENCY
FOR THE YEAR ENDED JUNE 30, 1997

ADMINISTERING AGENCY ENTITY	CFDA NUMBER	TOTAL	AUDIT REPORT ACCEPTABLE	CROSSCUTTING NONFEDERAL	FINDINGS FEDERAL	GRANT NONCOMPLIANCE
MN - DEPARTMENT OF HEALTH						
OLMSTED COUNTY						
CFDA	10.557	\$ 227,186	YES	YES	YES	
CFDA	66.032	29,744				
CFDA	93.268	64,257				
CFDA	93.919	4,419				
CFDA	93.940	6,072				
CFDA	93.958	171,579				
CFDA	93.994	155,220				
		<u>\$ 658,477</u>				
OTTER TAIL COUNTY						
CFDA	10.557	\$ 123,992	YES	YES		
CFDA	93.268	12,348				
CFDA	93.399	2,901				
CFDA	93.919	56,788				
CFDA	93.994	68,850				
		<u>\$ 264,879</u>				
PHS OF GOODHUE AND WABASHA COUNTIES						
CFDA	10.557	\$ 91,690	YES	YES		
CFDA	93.268	35,739				
CFDA	93.399	25,246				
CFDA	93.919	35,807				
CFDA	93.988	3,530				
CFDA	93.991	6,398				
CFDA	93.994	64,165				
		<u>\$ 262,575</u>				
POLK COUNTY						
CFDA	10.557	\$ 112,485	YES	YES		
CFDA	93.268	18,055				
CFDA	93.399	3,561				
CFDA	93.919	9,692				
CFDA	93.991	8,500				
CFDA	93.994	59,326				
		<u>\$ 211,619</u>				
QUIN COUNTY COMM HEALTH SERVICE						
CFDA	10.557	\$ 176,146	YES			
CFDA	93.268	55,448				
CFDA	93.988	1,180				
CFDA	93.994	62,363				
		<u>\$ 295,137</u>				
RAMSEY COUNTY						
CFDA	93.994	\$ 272,168	YES	YES	YES	
RED LAKE BAND OF CHIPPEWA INDIANS						
CFDA	10.557	\$ 52,992	YES	YES	YES	

STATE OF MINNESOTA
OFFICE OF THE STATE AUDITOR
STATEWIDE SINGLE AUDIT
SUMMARY OF FEDERAL GRANT REVENUE
BY ADMINISTERING AGENCY
FOR THE YEAR ENDED JUNE 30, 1997

ADMINISTERING AGENCY ENTITY CFDA NUMBER	TOTAL	AUDIT REPORT ACCEPTABLE	CROSSCUTTING FINDINGS NONFEDERAL	FEDERAL	GRANT NONCOMPLIANCE
MN - DEPARTMENT OF HEALTH					
REDWOOD COUNTY		YES	YES	YES	
CFDA 10.557	\$ 46,473				
CFDA 93.268	10,887				
CFDA 93.994	24,007				
	<u>\$ 81,367</u>				
RENVILLE COUNTY		YES	YES		
CFDA 10.557	\$ 51,159				
CFDA 93.994	11,820				
	<u>\$ 62,979</u>				
RICE COUNTY		YES	YES		
CFDA 10.557	\$ 120,234				
CFDA 93.268	20,899				
CFDA 93.399	10,000				
CFDA 93.917	1,390				
CFDA 93.919	10,056				
CFDA 93.958	14,295				
CFDA 93.988	17,455				
CFDA 93.994	64,991				
	<u>\$ 259,320</u>				
SCOTT COUNTY		YES	YES	YES	
CFDA 93.919	\$ 5,383				
CFDA 93.994	85,582				
	<u>\$ 90,965</u>				
SEMCAC INC		YES	YES	YES	
CFDA 93.260	\$ 117,204				
SHERBURNE COUNTY		YES	YES		
CFDA 10.557	\$ 89,076				
CFDA 93.268	8,902				
CFDA 93.399	6,748				
CFDA 93.919	14,158				
CFDA 93.994	73,797				
	<u>\$ 192,681</u>				
SSD 1 MINNEAPOLIS		YES	YES		
CFDA 93.118	\$ 1,331				
ST LOUIS COUNTY		YES	YES	YES	
CFDA 10.557	\$ 416,219				
CFDA 93.118	4,936				
CFDA 93.958	36,241				
CFDA 93.994	243,175				YES
	<u>\$ 700,571</u>				

STATE OF MINNESOTA
OFFICE OF THE STATE AUDITOR
STATEWIDE SINGLE AUDIT
SUMMARY OF FEDERAL GRANT REVENUE
BY ADMINISTERING AGENCY
FOR THE YEAR ENDED JUNE 30, 1997

ADMINISTERING AGENCY ENTITY CFDA NUMBER	TOTAL	AUDIT REPORT ACCEPTABLE	CROSSCUTTING FINDINGS NONFEDERAL	FEDERAL	GRANT NONCOMPLIANCE
MN - DEPARTMENT OF HEALTH					
STEARNS COUNTY					
CFDA 10.557	\$ 221,516	YES	YES		
CFDA 93.268	27,641				
CFDA 93.919	7,775				
CFDA 93.994	128,829				
	<u>\$ 385,761</u>				
STEELE COUNTY					
CFDA 10.557	\$ 60,076	YES	YES	YES	
CFDA 93.268	17,539				
CFDA 93.994	37,614				
	<u>\$ 115,229</u>				
STEVENS TRAVERSE PHNS					
CFDA 10.557	\$ 28,559	YES	YES		
CFDA 93.268	4,771				
CFDA 93.994	13,391				
	<u>\$ 46,721</u>				
TRI-COUNTY ACTION PROGRAMS					
CFDA 10.557	\$ 1,517	YES	YES	YES	
WADENA COUNTY					
CFDA 10.557	\$ 64,721	YES	YES		
CFDA 93.919	3,632				
	<u>\$ 68,353</u>				
WASECA COUNTY					
CFDA 10.557	\$ 1,113	YES	YES		
CFDA 93.994	21,936				
	<u>\$ 23,049</u>				
WASHINGTON COUNTY					
CFDA 10.557	\$ 162,457	YES	YES	YES	
CFDA 66.032	7,735				
CFDA 93.268	28,807				
CFDA 93.399	14,057				
	<u>\$ 213,056</u>				
WATONWAN COUNTY					
CFDA 10.557	\$ 63,661	YES	YES		
CFDA 93.268	9,904				
CFDA 93.994	20,010				
	<u>\$ 93,575</u>				
WHITE EARTH RESERVATION					
CFDA 10.557	\$ 91,991	YES	YES	YES	

STATE OF MINNESOTA
OFFICE OF THE STATE AUDITOR
STATEWIDE SINGLE AUDIT
SUMMARY OF FEDERAL GRANT REVENUE
BY ADMINISTERING AGENCY
FOR THE YEAR ENDED JUNE 30, 1997

ADMINISTERING AGENCY ENTITY	CFDA NUMBER	TOTAL	AUDIT REPORT ACCEPTABLE	CROSSCUTTING FINDINGS NONFEDERAL	FINDINGS FEDERAL	GRANT NONCOMPLIANCE
MN - DEPARTMENT OF HEALTH						
WILKIN COUNTY						
	CFDA 10.557	\$ 20,732	YES	YES		
	CFDA 93.268	5,110				
	CFDA 93.399	5,150				
	CFDA 93.919	3,025				
	CFDA 93.991	8,000				
	CFDA 93.994	15,553				
		\$ 57,570				
WINONA COUNTY						
	CFDA 10.557	\$ 147,040	YES	YES	YES	
	CFDA 93.268	14,837				
	CFDA 93.919	9,500				
	CFDA 93.994	81,884				
		\$ 253,261				
WRIGHT COUNTY						
	CFDA 93.994	\$ 86,375	YES	YES		
WRIGHT COUNTY COMMUNITY ACTION INC						
	CFDA 10.557	\$ 682,727	YES			YES
MN - DEPARTMENT OF HUMAN SERVICES						
AITKIN COUNTY						
	CFDA 10.561	\$ 70,143	YES	YES	YES	
	CFDA 93.268	6,041				
	CFDA 93.556	209,123				
	CFDA 93.560	153,442				
	CFDA 93.561	43,266				
	CFDA 93.563	229,922				
	CFDA 93.566	439				
	CFDA 93.575	20,740				
	CFDA 93.596	6,269				
	CFDA 93.643	5,628				
	CFDA 93.645	5,563				
	CFDA 93.658	115,549				
	CFDA 93.667	155,344				
	CFDA 93.674	5,852				
	CFDA 93.778	394,175				
	CFDA 93.958	1,750				
	CFDA 93.994	33,431				YES
		\$ 1,456,677				
AMHERST WILDER FOUNDATION						
	CFDA 93.566	\$ 48,000	YES			
ANOKA COUNTY						
	CFDA 10.561	\$ 963,033	YES	YES	YES	
	CFDA 93.150	7,642				

STATE OF MINNESOTA
OFFICE OF THE STATE AUDITOR
STATEWIDE SINGLE AUDIT
SUMMARY OF FEDERAL GRANT REVENUE
BY ADMINISTERING AGENCY
FOR THE YEAR ENDED JUNE 30, 1997

ADMINISTERING AGENCY ENTITY CFDA NUMBER	TOTAL	AUDIT REPORT ACCEPTABLE	CROSSCUTTING FINDINGS NONFEDERAL	FINDINGS FEDERAL	GRANT NONCOMPLIANCE
MN - DEPARTMENT OF HUMAN SERVICES					
ANOKA COUNTY					
CFDA 93.560	\$ 3,027,872	YES	YES	YES	
CFDA 93.561	587,708				
CFDA 93.563	2,956,338				
CFDA 93.566	12,999				
CFDA 93.575	708,010				
CFDA 93.596	212,585				
CFDA 93.645	94,735				
CFDA 93.658	1,679,775				
CFDA 93.667	1,594,185				
CFDA 93.674	24,960				
CFDA 93.778	4,330,541				
CFDA 93.958	169,865				
	<u>\$ 16,370,248</u>				
ANOKA COUNTY COMM ACTION PROG INC		YES			
CFDA 93.575	\$ 150,539				
	<u>\$ 150,539</u>				
ARROWHEAD ECON OPPORTUNITY AGENCY		YES			
CFDA 93.658	\$ 98,808				
CFDA 93.779	9,525				
	<u>\$ 108,333</u>				
ARROWHEAD REG DEVELOP COMM		YES	YES		
CFDA 93.043	\$ 171,742				
CFDA 93.044	341,398				
CFDA 93.045	583,537				
CFDA 93.046	10,367				
	<u>\$ 1,107,044</u>				
BECKER COUNTY		YES	YES	YES	
CFDA 10.561	\$ 170,798				YES
CFDA 93.560	358,486				YES
CFDA 93.561	57,061				YES
CFDA 93.563	447,563				YES
CFDA 93.566	312				YES
CFDA 93.575	88,173				
CFDA 93.596	44,775				
CFDA 93.645	28,218				
CFDA 93.658	633,070				YES
CFDA 93.667	329,793				
CFDA 93.674	5,097				
CFDA 93.778	736,753				YES
	<u>\$ 2,900,099</u>				
BELTRAMI COUNTY		YES	YES		
CFDA 10.561	\$ 243,356				
CFDA 93.560	511,828				
CFDA 93.561	150,214				
CFDA 93.563	355,089				
CFDA 93.566	2,459				

STATE OF MINNESOTA
OFFICE OF THE STATE AUDITOR
STATEWIDE SINGLE AUDIT
SUMMARY OF FEDERAL GRANT REVENUE
BY ADMINISTERING AGENCY
FOR THE YEAR ENDED JUNE 30, 1997

ADMINISTERING AGENCY ENTITY	CFDA NUMBER	TOTAL	AUDIT REPORT ACCEPTABLE	CROSSCUTTING FINDINGS NONFEDERAL	FEDERAL	GRANT NONCOMPLIANCE
MN - DEPARTMENT OF HUMAN SERVICES						
BELTRAMI COUNTY						
CFDA	93.575	\$ 112,931	YES	YES		
CFDA	93.596	12,133				
CFDA	93.645	40,683				
CFDA	93.658	1,022,803				
CFDA	93.667	483,863				
CFDA	93.674	12,093				
CFDA	93.778	1,430,480				
CFDA	93.958	3,404				
		<u>\$ 4,381,336</u>				
BENTON COUNTY						
CFDA	10.561	\$ 112,414	YES	YES		
CFDA	93.560	334,408				
CFDA	93.561	71,025				
CFDA	93.563	289,369				
CFDA	93.566	133				
CFDA	93.575	47,010				
CFDA	93.645	10,419				
CFDA	93.658	156,648				
CFDA	93.667	262,298				
CFDA	93.674	3,676				
CFDA	93.778	478,573				
CFDA	93.958	14,174				
		<u>\$ 1,780,147</u>				
BIG STONE COUNTY						
CFDA	10.561	\$ 30,779	YES	YES		
CFDA	93.560	59,123				
CFDA	93.561	13,942				
CFDA	93.563	52,452				
CFDA	93.575	10,346				
CFDA	93.645	10,509				
CFDA	93.658	51,297				
CFDA	93.667	62,390				
CFDA	93.674	200				
CFDA	93.778	243,585				
CFDA	93.958	1,750				
		<u>\$ 536,373</u>				
BLUE EARTH COUNTY						
CFDA	10.561	\$ 231,543	YES	YES		
CFDA	93.150	13,849				
CFDA	93.560	472,506				
CFDA	93.561	85,312				
CFDA	93.563	535,937				
CFDA	93.566	1,197				
CFDA	93.575	134,071				
CFDA	93.645	15,271				
CFDA	93.658	483,244				
CFDA	93.667	447,036				
CFDA	93.778	1,553,148				

STATE OF MINNESOTA
OFFICE OF THE STATE AUDITOR
STATEWIDE SINGLE AUDIT
SUMMARY OF FEDERAL GRANT REVENUE
BY ADMINISTERING AGENCY
FOR THE YEAR ENDED JUNE 30, 1997

ADMINISTERING AGENCY ENTITY	CFDA NUMBER	TOTAL	AUDIT REPORT ACCEPTABLE	CROSSCUTTING FINDINGS NONFEDERAL	FEDERAL	GRANT NONCOMPLIANCE
MN - DEPARTMENT OF HUMAN SERVICES						
BLUE EARTH COUNTY			YES	YES		
CFDA 93.958	\$	75,576				
	\$	4,048,690				
BOISE FORTE RES BUS COMM			YES			
CFDA 93.958	\$	68,918				
BROWN COUNTY			YES	YES		
CFDA 10.561	\$	61,222				
CFDA 93.563		116,606				
CFDA 93.566		169				
CFDA 93.575		44,281				
CFDA 93.645		18,356				
CFDA 93.658		117,639				
CFDA 93.667		206,272				
CFDA 93.674		6,118				
CFDA 93.778		444,073				
CFDA 93.958		33,650				
CFDA 93.560		170,261				
CFDA 93.561		30,363				
	\$	1,249,010				
CARLTON COUNTY			YES	YES	YES	
CFDA 10.561	\$	155,890				
CFDA 93.560		376,010				
CFDA 93.561		53,932				
CFDA 93.563		504,932				
CFDA 93.566		417				
CFDA 93.575		59,350				
CFDA 93.596		3,063				
CFDA 93.645		9,297				
CFDA 93.658		441,054				
CFDA 93.667		287,772				
CFDA 93.674		5,670				
CFDA 93.778		876,486				
CFDA 93.958		26,486				
	\$	2,800,359				
CARVER COUNTY			YES	YES	YES	
CFDA 10.561	\$	101,035				
CFDA 93.560		508,935				
CFDA 93.561		716				
CFDA 93.563		271,334				
CFDA 93.566		391				
CFDA 93.575		87,433				
CFDA 93.645		24,823				
CFDA 93.658		378,722				
CFDA 93.667		268,662				
CFDA 93.674		11,652				
CFDA 93.778		868,578				
CFDA 93.958		43,749				
CFDA 93.994		63,795				
	\$	2,629,825				

STATE OF MINNESOTA
OFFICE OF THE STATE AUDITOR
STATEWIDE SINGLE AUDIT
SUMMARY OF FEDERAL GRANT REVENUE
BY ADMINISTERING AGENCY
FOR THE YEAR ENDED JUNE 30, 1997

ADMINISTERING AGENCY ENTITY	CFDA NUMBER	TOTAL	AUDIT REPORT ACCEPTABLE	CROSSCUTTING FINDINGS NONFEDERAL	FEDERAL	GRANT NONCOMPLIANCE
MN - DEPARTMENT OF HUMAN SERVICES						
CASS COUNTY						
CFDA	10.551	\$ 41,951	YES	YES	YES	
CFDA	10.561	119,229				
CFDA	93.560	275,812				
CFDA	93.561	33,818				
CFDA	93.563	291,150				
CFDA	93.566	273				
CFDA	93.575	75,970				
CFDA	93.596	20,204				
CFDA	93.645	15,659				
CFDA	93.658	338,297				YES
CFDA	93.667	267,403				
CFDA	93.674	15,667				
CFDA	93.778	885,105				YES
CFDA	93.912	33,352				YES
CFDA	93.958	23,543				
		<u>\$ 2,437,433</u>				
CATHOLIC CHARITIES -ST PAUL MPLS						
CFDA	93.566	\$ 178,683	YES			YES
CHILD CARE RESOURCES & REFERRAL INC						
CFDA	93.575	\$ 98,584	YES			YES
CHIPPEWA COUNTY						
CFDA	10.561	\$ 61,239	YES		YES	
CFDA	93.560	158,874				
CFDA	93.561	17,526				
CFDA	93.563	134,289				
CFDA	93.566	503				
CFDA	93.575	36,651				
CFDA	93.645	5,099				
CFDA	93.658	121,023				
CFDA	93.667	120,966				
CFDA	93.674	4,076				
CFDA	93.778	350,645				
CFDA	93.958	27,708				
		<u>\$ 1,038,599</u>				
CHISAGO COUNTY						
CFDA	10.561	\$ 103,204	YES	YES		
CFDA	93.399	17,929				
CFDA	93.560	311,058				
CFDA	93.561	58,936				
CFDA	93.563	361,341				
CFDA	93.566	236				
CFDA	93.575	86,830				
CFDA	93.643	7,451				
CFDA	93.645	10,179				
CFDA	93.658	191,154				
CFDA	93.667	231,746				
CFDA	93.674	4,980				
CFDA	93.778	521,164				

STATE OF MINNESOTA
OFFICE OF THE STATE AUDITOR
STATEWIDE SINGLE AUDIT
SUMMARY OF FEDERAL GRANT REVENUE
BY ADMINISTERING AGENCY
FOR THE YEAR ENDED JUNE 30, 1997

ADMINISTERING AGENCY ENTITY CFDA NUMBER	TOTAL	AUDIT REPORT ACCEPTABLE	CROSSCUTTING FINDINGS NONFEDERAL	FEDERAL	GRANT NONCOMPLIANCE
MN - DEPARTMENT OF HUMAN SERVICES					
CHISAGO COUNTY		YES	YES		
CFDA 93.958	\$ 35,291				
	\$ 1,941,499				
CITY OF IVANHOE		YES	YES	YES	
CFDA 93.044	\$ 13,036				
CITY OF ST PAUL		YES	YES		
CFDA 93.585	\$ 949,528				
CFDA 93.959	44,760				
	\$ 994,288				
CLAY COUNTY		YES	YES		
CFDA 10.561	\$ 276,071				
CFDA 93.150	8,274				
CFDA 93.560	1,060,426				YES
CFDA 93.561	14,481				
CFDA 93.563	421,370				
CFDA 93.566	8,046				
CFDA 93.575	117,731				
CFDA 93.584	1,866				
CFDA 93.596	48,104				
CFDA 93.645	23,447				
CFDA 93.658	451,078				
CFDA 93.667	504,232				
CFDA 93.674	8,230				
CFDA 93.778	874,510				
CFDA 93.958	2,367				
	\$ 3,820,233				
CLEARWATER COUNTY		YES	YES		
CFDA 10.561	\$ 85,161				
CFDA 93.560	97,694				
CFDA 93.561	24,498				
CFDA 93.563	141,146				
CFDA 93.566	152				
CFDA 93.575	53,300				
CFDA 93.596	7,335				
CFDA 93.645	3,088				
CFDA 93.658	156,413				
CFDA 93.667	118,416				
CFDA 93.674	2,699				
CFDA 93.778	204,401				
CFDA 93.958	6,144				
	\$ 900,447				
COOK COUNTY		YES	YES		
CFDA 10.561	\$ 13,842				
CFDA 93.560	31,564				
CFDA 93.561	133				
CFDA 93.563	34,495				

STATE OF MINNESOTA
OFFICE OF THE STATE AUDITOR
STATEWIDE SINGLE AUDIT
SUMMARY OF FEDERAL GRANT REVENUE
BY ADMINISTERING AGENCY
FOR THE YEAR ENDED JUNE 30, 1997

ADMINISTERING AGENCY ENTITY	CFDA NUMBER	TOTAL	AUDIT REPORT ACCEPTABLE	CROSSCUTTING FINDINGS NONFEDERAL	FEDERAL	GRANT NONCOMPLIANCE
MN - DEPARTMENT OF HUMAN SERVICES						
COOK COUNTY						
			YES	YES		
CFDA	93.566	\$ 69				
CFDA	93.575	2,749				
CFDA	93.596	179				
CFDA	93.643	5,873				
CFDA	93.645	7,774				
CFDA	93.658	71,989				
CFDA	93.667	29,283				
CFDA	93.674	252				
CFDA	93.778	102,527				
CFDA	93.958	1,750				
		<u>\$ 302,479</u>				
COTTONWOOD COUNTY						
			YES	YES		
CFDA	10.561	\$ 48,206				
CFDA	93.560	118,976				
CFDA	93.561	5,821				
CFDA	93.563	77,810				
CFDA	93.566	364				
CFDA	93.575	17,435				
CFDA	93.596	6,743				
CFDA	93.643	4,750				
CFDA	93.645	1,737				
CFDA	93.658	121,011				
CFDA	93.667	121,903				
CFDA	93.674	10,284				
CFDA	93.778	291,325				
CFDA	93.958	4,399				
		<u>\$ 830,764</u>				
CROW WING COUNTY						
			YES	YES		
CFDA	10.561	\$ 266,080				
CFDA	93.560	553,925				
CFDA	93.561	171,409				
CFDA	93.563	588,979				
CFDA	93.566	9,090				
CFDA	93.575	140,044				
CFDA	93.645	50,022				
CFDA	93.658	599,363				YES
CFDA	93.667	480,042				
CFDA	93.674	12,144				
CFDA	93.778	1,710,807				
CFDA	93.912	34,376				
CFDA	93.958	23,785				
		<u>\$ 4,640,066</u>				
DAKOTA COUNTY						
			YES	YES	YES	
CFDA	10.561	\$ 1,033,110				
CFDA	14.235	341,446				
CFDA	93.194	498,909				
CFDA	93.560	2,462,043				
CFDA	93.561	471,104				

STATE OF MINNESOTA
OFFICE OF THE STATE AUDITOR
STATEWIDE SINGLE AUDIT
SUMMARY OF FEDERAL GRANT REVENUE
BY ADMINISTERING AGENCY
FOR THE YEAR ENDED JUNE 30, 1997

ADMINISTERING AGENCY ENTITY CFDA NUMBER	TOTAL	AUDIT REPORT ACCEPTABLE	CROSSCUTTING FINDINGS NONFEDERAL	FINDINGS FEDERAL	GRANT NONCOMPLIANCE
MN - DEPARTMENT OF HUMAN SERVICES					
DAKOTA COUNTY					
CFDA 93.563	\$ 2,777,347	YES	YES	YES	
CFDA 93.566	21,264				
CFDA 93.575	968,000				
CFDA 93.596	1,024,790				
CFDA 93.645	183,414				
CFDA 93.658	1,082,570				
CFDA 93.667	1,629,842				
CFDA 93.674	26,848				
CFDA 93.778	6,220,875				
CFDA 93.958	211,556				
	<u>\$ 18,953,118</u>				
DODGE COUNTY					
CFDA 10.561	\$ 41,595	YES	YES	YES	
CFDA 93.560	128,617				
CFDA 93.561	23,562				
CFDA 93.563	185,417				
CFDA 93.566	88				
CFDA 93.575	29,902				
CFDA 93.645	6,197				
CFDA 93.658	101,936				
CFDA 93.667	114,599				
CFDA 93.674	2,884				
CFDA 93.778	272,572				
	<u>\$ 907,369</u>				
DOUGLAS COUNTY					
CFDA 10.561	\$ 100,754	YES	YES		
CFDA 93.560	289,447				
CFDA 93.561	26,174				
CFDA 93.563	221,738				
CFDA 93.575	114,896				
CFDA 93.596	192,357				
CFDA 93.645	16,293				
CFDA 93.658	258,807				
CFDA 93.667	261,029				
CFDA 93.674	2,019				
CFDA 93.778	405,711				
CFDA 93.958	1,750				
	<u>\$ 1,890,975</u>				
EAST CENTRAL REG DEVELOP COMM					
CFDA 10.570	\$ 85,957	YES	YES		
CFDA 93.043	10,046				
CFDA 93.044	145,274				
CFDA 93.045	265,926				
CFDA 93.046	6,623				
	<u>\$ 513,826</u>				

STATE OF MINNESOTA
OFFICE OF THE STATE AUDITOR
STATEWIDE SINGLE AUDIT
SUMMARY OF FEDERAL GRANT REVENUE
BY ADMINISTERING AGENCY
FOR THE YEAR ENDED JUNE 30, 1997

ADMINISTERING AGENCY ENTITY CFDA NUMBER	TOTAL	AUDIT REPORT ACCEPTABLE	CROSSCUTTING FINDINGS NONFEDERAL	FINDINGS FEDERAL	GRANT NONCOMPLIANCE
MN - DEPARTMENT OF HUMAN SERVICES					
FACE TO FACE HEALTH SERVICE		YES	YES	YES	
CFDA 93.959 \$	57,549				
FARIB-MARTIN HSB					
CFDA 10.561 \$	136,921	YES			
CFDA 93.560	288,600				
CFDA 93.561	69,570				
CFDA 93.563	240,206				
CFDA 93.566	188				
CFDA 93.575	36,569				
CFDA 93.645	28,135				
CFDA 93.658	229,139				
CFDA 93.667	348,888				
CFDA 93.674	8,216				
CFDA 93.778	891,468				
CFDA 93.958	3,500				
	<u>\$ 2,281,400</u>				
FARIBAULT COUNTY					
CFDA 10.561 \$	2,515	YES			
CFDA 93.560	2,414				
CFDA 93.561	24				
CFDA 93.563	1,615				
CFDA 93.643	6,211				
CFDA 93.658	191				
CFDA 93.778	3,967				
	<u>\$ 16,937</u>				
FILLMORE COUNTY					
CFDA 10.561 \$	70,057	YES	YES	YES	
CFDA 93.560	131,464				
CFDA 93.561	11,780				
CFDA 93.563	113,148				
CFDA 93.566	130				
CFDA 93.575	29,797				
CFDA 93.645	25,112				
CFDA 93.658	82,166				
CFDA 93.667	180,813				
CFDA 93.674	897				
CFDA 93.778	256,916				
CFDA 93.958	1,750				
	<u>\$ 904,030</u>				
FOND DU LAC RESERVATION					
CFDA 93.958 \$	127,845	YES	YES	YES	
FREEBORN COUNTY					
CFDA 10.561 \$	173,981	YES			
CFDA 93.560	382,980				
CFDA 93.561	86,184				
CFDA 93.563	331,892				
CFDA 93.566	2,297				

STATE OF MINNESOTA
OFFICE OF THE STATE AUDITOR
STATEWIDE SINGLE AUDIT
SUMMARY OF FEDERAL GRANT REVENUE
BY ADMINISTERING AGENCY
FOR THE YEAR ENDED JUNE 30, 1997

ADMINISTERING AGENCY ENTITY	CFDA NUMBER	TOTAL	AUDIT REPORT ACCEPTABLE	CROSSCUTTING FINDINGS NONFEDERAL	FINDINGS FEDERAL	GRANT NONCOMPLIANCE
MN - DEPARTMENT OF HUMAN SERVICES						
FREEBORN COUNTY						
			YES			
CFDA	93.575	\$ 70,170				
CFDA	93.645	10,786				
CFDA	93.658	443,192				
CFDA	93.667	281,400				
CFDA	93.674	6,214				
CFDA	93.778	1,061,949				
CFDA	93.958	2,163				
		<u>\$ 2,853,208</u>				
GOODHUE COUNTY						
			YES	YES		
CFDA	10.561	\$ 113,651				
CFDA	93.044	6,794				
CFDA	93.560	386,640				
CFDA	93.561	20,572				
CFDA	93.563	417,573				
CFDA	93.566	2,155				
CFDA	93.575	58,835				
CFDA	93.645	13,793				
CFDA	93.658	206,026				
CFDA	93.667	277,584				
CFDA	93.674	6,794				
CFDA	93.778	566,059				
CFDA	93.958	6,626				
		<u>\$ 2,083,102</u>				
GRAND PORTAGE RESERVATION						
			YES			
CFDA	93.919	\$ 2,634				
CFDA	93.958	72,808				
		<u>\$ 75,442</u>				
GRANT COUNTY						
			YES	YES		
CFDA	10.561	\$ 34,608				
CFDA	93.560	81,403				
CFDA	93.561	10,177				
CFDA	93.563	20,604				
CFDA	93.566	109				
CFDA	93.575	14,945				
CFDA	93.645	2,717				
CFDA	93.658	57,978				
CFDA	93.667	58,566				
CFDA	93.674	1,964				
CFDA	93.778	140,206				
CFDA	93.958	12,186				
		<u>\$ 435,463</u>				
HENNEPIN COUNTY						
			YES			
CFDA	10.561	\$ 8,671,841				YES
CFDA	93.150	140,937				YES
CFDA	93.560	18,742,831				YES
CFDA	93.561	2,719,167				YES

STATE OF MINNESOTA
OFFICE OF THE STATE AUDITOR
STATEWIDE SINGLE AUDIT
SUMMARY OF FEDERAL GRANT REVENUE
BY ADMINISTERING AGENCY
FOR THE YEAR ENDED JUNE 30, 1997

ADMINISTERING AGENCY ENTITY		TOTAL	AUDIT REPORT	CROSSCUTTING FINDINGS		GRANT
CFDA NUMBER	ACCEPTABLE		NONFEDERAL	FEDERAL	NONCOMPLIANCE	
MN - DEPARTMENT OF HUMAN SERVICES						
HENNEPIN COUNTY			YES			
CFDA 93.563	\$	10,629,752				
CFDA 93.566		420,800				
CFDA 93.575		3,776,985				YES
CFDA 93.584		73,119				
CFDA 93.645		526,644				
CFDA 93.658		9,473,032				
CFDA 93.667		9,884,765				
CFDA 93.674		50,962				
CFDA 93.778		9,299,872				YES
CFDA 93.958		74,777				
CFDA 93.959		11,035				
CFDA 93.974		83,686				
	\$	74,580,205				
HIRED			YES			
CFDA 93.566	\$	83,297				
HOUSTON COUNTY			YES	YES		
CFDA 10.561	\$	40,401				
CFDA 93.560		133,990				
CFDA 93.561		29,916				
CFDA 93.563		142,386				
CFDA 93.566		179				
CFDA 93.575		52,043				
CFDA 93.656		13,638				
CFDA 93.658		80,946				
CFDA 93.667		142,616				
CFDA 93.674		1,667				
CFDA 93.778		312,784				
	\$	950,566				
HUBBARD COUNTY			YES	YES	YES	
CFDA 10.561	\$	78,624				
CFDA 93.560		87,484				
CFDA 93.561		40,065				
CFDA 93.563		146,881				
CFDA 93.566		637				
CFDA 93.575		24,305				
CFDA 93.596		44,926				
CFDA 93.645		14,015				
CFDA 93.658		197,300				
CFDA 93.667		160,437				
CFDA 93.674		14,872				
CFDA 93.778		414,557				
CFDA 93.779		5,300				
CFDA 93.958		6,043				
	\$	1,235,446				
INTER-COUNTY COMMUNITY COUNCIL			YES	YES	YES	
CFDA 93.046	\$	13,501				

STATE OF MINNESOTA
OFFICE OF THE STATE AUDITOR
STATEWIDE SINGLE AUDIT
SUMMARY OF FEDERAL GRANT REVENUE
BY ADMINISTERING AGENCY
FOR THE YEAR ENDED JUNE 30, 1997

ADMINISTERING AGENCY ENTITY	CFDA NUMBER	TOTAL	AUDIT REPORT ACCEPTABLE	CROSSCUTTING FINDINGS NONFEDERAL	FEDERAL	GRANT NONCOMPLIANCE
MN - DEPARTMENT OF HUMAN SERVICES						
ISANTI COUNTY						
CFDA	10.561	\$ 140,486	YES	YES		
CFDA	93.560	230,340				
CFDA	93.561	51,376				
CFDA	93.563	325,047				
CFDA	93.566	314				
CFDA	93.575	53,179				
CFDA	93.645	78,421				
CFDA	93.658	213,714				
CFDA	93.667	212,639				
CFDA	93.674	7,588				
CFDA	93.778	457,065				
CFDA	93.958	10,000				
		<u>\$ 1,780,169</u>				
ISD 0031 BEMIDJI						
CFDA	93.556	\$ 463,763	YES	YES		YES
ISD 0032 BLACKDUCK						
CFDA	93.959	\$ 20,000	YES	YES		YES
ISD 0115 CASS LAKE						
CFDA	93.959	\$ 30,835	YES	YES		YES
ISD 0162 BAGLEY						
CFDA	93.556	\$ 287,800	YES	YES		YES
ISD 0361 INTERNATIONAL FALLS						
CFDA	93.575	\$ 13,915	YES	YES		YES
ISD 0625 ST PAUL						
CFDA	93.110	\$ 208	YES	YES		YES
CFDA	93.992	85,679				
		<u>\$ 85,887</u>				
ISD 0690 WARROAD						
CFDA	93.959	\$ 48,586	YES	YES		YES
ITASCA COUNTY						
CFDA	10.561	\$ 243,713	YES	YES		YES
CFDA	93.560	964,985				
CFDA	93.561	78,963				
CFDA	93.563	352,145				
CFDA	93.566	1,593				
CFDA	93.575	108,255				
CFDA	93.645	13,111				
CFDA	93.658	482,317				
CFDA	93.667	438,018				
CFDA	93.674	4,181				
CFDA	93.778	1,661,451				
CFDA	93.958	95,390				
CFDA	93.959	25,875				
		<u>\$ 4,469,997</u>				

STATE OF MINNESOTA
OFFICE OF THE STATE AUDITOR
STATEWIDE SINGLE AUDIT
SUMMARY OF FEDERAL GRANT REVENUE
BY ADMINISTERING AGENCY
FOR THE YEAR ENDED JUNE 30, 1997

ADMINISTERING AGENCY ENTITY		TOTAL	AUDIT REPORT	CROSSCUTTING FINDINGS		GRANT
CFDA NUMBER	ACCEPTABLE		NONFEDERAL	FEDERAL	NONCOMPLIANCE	
MN - DEPARTMENT OF HUMAN SERVICES						
JACKSON COUNTY			YES	YES		
CFDA 10.561	\$	49,204				
CFDA 93.560		106,059				
CFDA 93.561		11,373				
CFDA 93.563		74,928				
CFDA 93.566		161				
CFDA 93.575		18,947				
CFDA 93.645		3,824				
CFDA 93.658		217,792				
CFDA 93.667		96,778				
CFDA 93.674		5,854				
CFDA 93.778		279,558				
CFDA 93.958		1,750				
	\$	<u>866,228</u>				
KANABEC COUNTY			YES	YES		
CFDA 10.561	\$	72,159				
CFDA 93.560		165,227				
CFDA 93.561		36,568				
CFDA 93.563		150,499				
CFDA 93.566		1,243				
CFDA 93.575		25,142				
CFDA 93.645		12,708				
CFDA 93.658		150,528				
CFDA 93.667		118,416				
CFDA 93.674		1,485				
CFDA 93.778		223,314				YES
CFDA 93.958		63,486				
CFDA 93.959		32,394				
	\$	<u>1,053,169</u>				
KANDIYOHI COUNTY			YES	YES		
CFDA 10.561	\$	163,092				
CFDA 93.560		390,910				
CFDA 93.561		119,862				
CFDA 93.563		269,137				
CFDA 93.566		924				
CFDA 93.575		45,925				
CFDA 93.645		24,607				
CFDA 93.658		283,381				
CFDA 93.667		408,735				
CFDA 93.674		16,074				
CFDA 93.778		778,295				
CFDA 93.958		2,070				
CFDA 93.992		14,443				
	\$	<u>2,517,455</u>				
KITTSOON COUNTY			YES	YES		
CFDA 10.561	\$	17,871				
CFDA 93.560		42,455				
CFDA 93.561		5,299				
CFDA 93.563		52,139				

STATE OF MINNESOTA
OFFICE OF THE STATE AUDITOR
STATEWIDE SINGLE AUDIT
SUMMARY OF FEDERAL GRANT REVENUE
BY ADMINISTERING AGENCY
FOR THE YEAR ENDED JUNE 30, 1997

ADMINISTERING AGENCY ENTITY		TOTAL	AUDIT REPORT	CROSSCUTTING FINDINGS		GRANT
CFDA NUMBER	ACCEPTABLE		NONFEDERAL	FEDERAL	NONCOMPLIANCE	
MN - DEPARTMENT OF HUMAN SERVICES						
KITTSON COUNTY			YES	YES		
CFDA 93.566	\$	52				
CFDA 93.575		11,096				
CFDA 93.596		8,135				
CFDA 93.645		2,427				
CFDA 93.658		37,736				
CFDA 93.667		53,483				
CFDA 93.674		561				
CFDA 93.778		83,050				
	\$	314,304				
KOOCHICHING COUNTY			YES			
CFDA 10.561	\$	66,918				
CFDA 93.560		151,120				
CFDA 93.561		39,711				
CFDA 93.563		202,125				
CFDA 93.566		513				
CFDA 93.575		27,227				
CFDA 93.645		5,055				
CFDA 93.658		237,375				
CFDA 93.667		156,613				
CFDA 93.674		6,564				
CFDA 93.778		314,081				
CFDA 93.958		23,790				
CFDA 93.959		19,751				
	\$	1,250,843				
LAC QUI PARLE COUNTY			YES	YES		
CFDA 10.561	\$	24,977				
CFDA 93.560		76,534				
CFDA 93.561		2,972				
CFDA 93.563		36,369				
CFDA 93.566		78				
CFDA 93.575		8,687				
CFDA 93.645		2,395				
CFDA 93.658		55,522				
CFDA 93.667		72,578				
CFDA 93.674		203				
CFDA 93.778		171,631				
CFDA 93.958		1,750				
	\$	453,696				
LAKE COUNTY			YES	YES		
CFDA 10.561	\$	44,701				
CFDA 93.560		173,044				YES
CFDA 93.561		17,195				
CFDA 93.563		137,127				
CFDA 93.566		316				
CFDA 93.575		42,205				
CFDA 93.596		772				
CFDA 93.645		11,386				
CFDA 93.658		128,488				

STATE OF MINNESOTA
OFFICE OF THE STATE AUDITOR
STATEWIDE SINGLE AUDIT
SUMMARY OF FEDERAL GRANT REVENUE
BY ADMINISTERING AGENCY
FOR THE YEAR ENDED JUNE 30, 1997

ADMINISTERING AGENCY ENTITY	CFDA NUMBER	TOTAL	AUDIT REPORT ACCEPTABLE	CROSSCUTTING NONFEDERAL	FINDINGS FEDERAL	GRANT NONCOMPLIANCE
MN - DEPARTMENT OF HUMAN SERVICES						
LAKE COUNTY						
CFDA	93.667	\$ 80,226	YES	YES		
CFDA	93.674	5,315				
CFDA	93.778	277,868				
CFDA	93.958	1,750				
		\$ 920,393				
LAKE OF THE WOODS COUNTY						
CFDA	10.561	\$ 19,401	YES	YES	YES	
CFDA	93.560	47,692				
CFDA	93.561	2,909				
CFDA	93.563	50,409				
CFDA	93.566	61				
CFDA	93.575	10,993				
CFDA	93.596	528				
CFDA	93.645	1,016				
CFDA	93.658	43,598				
CFDA	93.667	34,381				
CFDA	93.674	342				
CFDA	93.778	72,126				
		\$ 283,456				
LE SUEUR COUNTY						
CFDA	10.561	\$ 51,453	YES	YES		
CFDA	93.560	151,162				
CFDA	93.561	61,987				
CFDA	93.563	188,126				
CFDA	93.566	162				
CFDA	93.575	42,216				
CFDA	93.645	9,718				
CFDA	93.658	164,144				
CFDA	93.667	175,720				
CFDA	93.674	526				
CFDA	93.778	231,014				
CFDA	93.958	54,720				
		\$ 1,130,948				
LUTHERAN SOCIAL SERVICE OF MN						
CFDA	93.566	\$ 66,515	YES			
CFDA	93.959	42,600				
		\$ 109,115				
MAHNOMEN COUNTY						
CFDA	10.561	\$ 41,659	YES	YES		
CFDA	93.560	75,427				
CFDA	93.561	20,333				
CFDA	93.563	61,287				
CFDA	93.566	95				
CFDA	93.575	16,556				
CFDA	93.596	2,056				
CFDA	93.645	11,695				

STATE OF MINNESOTA
OFFICE OF THE STATE AUDITOR
STATEWIDE SINGLE AUDIT
SUMMARY OF FEDERAL GRANT REVENUE
BY ADMINISTERING AGENCY
FOR THE YEAR ENDED JUNE 30, 1997

ADMINISTERING AGENCY ENTITY CFDA NUMBER	TOTAL	AUDIT REPORT ACCEPTABLE	CROSSCUTTING FINDINGS NONFEDERAL	FEDERAL	GRANT NONCOMPLIANCE
MN - DEPARTMENT OF HUMAN SERVICES					
MAHNOMEN COUNTY					
CFDA 93.658	\$ 63,993	YES	YES		
CFDA 93.667	62,390				
CFDA 93.674	1,086				
CFDA 93.778	161,808				
	<u>\$ 518,385</u>				
MARSHALL COUNTY					
CFDA 10.561	\$ 45,119	YES	YES		
CFDA 93.560	90,506				
CFDA 93.561	13,067				
CFDA 93.563	55,611				
CFDA 93.566	166				
CFDA 93.575	15,167				
CFDA 93.596	3,680				
CFDA 93.645	2,884				
CFDA 93.658	71,598				
CFDA 93.667	91,673				
CFDA 93.674	1,163				
CFDA 93.778	222,989				
CFDA 93.958	20,000				
	<u>\$ 633,623</u>				
MARTIN COUNTY					
CFDA 10.561	\$ 3,333	YES			
CFDA 93.560	3,202				
CFDA 93.561	31				
CFDA 93.563	2,140				
CFDA 93.566	31				
CFDA 93.658	254				
CFDA 93.778	5,259				
	<u>\$ 14,250</u>				
MCLEOD COUNTY					
CFDA 10.561	\$ 102,142	YES	YES		
CFDA 93.268	17,811				
CFDA 93.560	187,588				
CFDA 93.561	22,403				
CFDA 93.563	263,795				
CFDA 93.566	251				
CFDA 93.575	45,739				
CFDA 93.645	9,587				
CFDA 93.658	118,373				
CFDA 93.667	234,010				
CFDA 93.674	2,822				
CFDA 93.778	534,645				
CFDA 93.958	10,945				
CFDA 93.994	22,192				
	<u>\$ 1,572,303</u>				

STATE OF MINNESOTA
OFFICE OF THE STATE AUDITOR
STATEWIDE SINGLE AUDIT
SUMMARY OF FEDERAL GRANT REVENUE
BY ADMINISTERING AGENCY
FOR THE YEAR ENDED JUNE 30, 1997

ADMINISTERING AGENCY ENTITY	CFDA NUMBER	TOTAL	AUDIT REPORT ACCEPTABLE	CROSSCUTTING FINDINGS NONFEDERAL	FEDERAL	GRANT NONCOMPLIANCE
MN - DEPARTMENT OF HUMAN SERVICES						
MEEKER COUNTY						
CFDA	10.561	\$ 62,623	YES	YES		
CFDA	93.560	122,148				
CFDA	93.561	22,673				
CFDA	93.563	155,864				
CFDA	93.566	328				
CFDA	93.575	32,782				
CFDA	93.645	5,693				
CFDA	93.658	98,238				
CFDA	93.667	174,449				
CFDA	93.674	4,934				
CFDA	93.778	235,834				
CFDA	93.958	25,097				
		<u>\$ 940,663</u>				
MIGRANT HEALTH SERVICES						
CFDA	93.959	\$ 31,652	YES	YES		YES
CFDA	93.992	39,763				
		<u>\$ 71,415</u>				
MILLE LACS COUNTY						
CFDA	10.561	\$ 100,845	YES	YES		
CFDA	93.560	209,639				
CFDA	93.561	11,158				
CFDA	93.563	149,505				
CFDA	93.566	2,809				
CFDA	93.575	42,907				
CFDA	93.645	20,070				
CFDA	93.658	404,337				
CFDA	93.667	193,544				
CFDA	93.674	3,114				
CFDA	93.778	344,202				
CFDA	93.958	3,356				
		<u>\$ 1,485,486</u>				
MN AIDS PROJECT						
CFDA	93.778	\$ 62,425	YES	YES		YES
MN INSTITUTE OF PUBLIC HEALTH						
CFDA	93.958	\$ 37,360	YES			
CFDA	93.959	616,746				
		<u>\$ 654,106</u>				
MORRISON COUNTY						
CFDA	10.561	\$ 197,097	YES	YES		
CFDA	93.560	232,763				
CFDA	93.561	53,915				
CFDA	93.563	381,585				
CFDA	93.566	3,267				
CFDA	93.575	57,403				
CFDA	93.645	8,317				

STATE OF MINNESOTA
OFFICE OF THE STATE AUDITOR
STATEWIDE SINGLE AUDIT
SUMMARY OF FEDERAL GRANT REVENUE
BY ADMINISTERING AGENCY
FOR THE YEAR ENDED JUNE 30, 1997

ADMINISTERING AGENCY ENTITY		TOTAL	AUDIT REPORT	CROSSCUTTING FINDINGS		GRANT
CFDA NUMBER	ACCEPTABLE		NONFEDERAL	FEDERAL	NONCOMPLIANCE	
MN - DEPARTMENT OF HUMAN SERVICES						
MORRISON COUNTY			YES	YES		
CFDA 93.658	\$	132,731				
CFDA 93.667		283,955				
CFDA 93.674		11,150				
CFDA 93.778		560,065				
CFDA 93.958		13,934				
	\$	<u>1,936,182</u>				
MOWER COUNTY			YES	YES	YES	
CFDA 10.561	\$	119,468				
CFDA 93.560		289,401				
CFDA 93.561		65,848				
CFDA 93.563		327,589				
CFDA 93.566		267				
CFDA 93.575		132,506				
CFDA 93.643		2,827				
CFDA 93.645		14,941				
CFDA 93.658		110,995				
CFDA 93.667		352,712				
CFDA 93.674		5,712				
CFDA 93.778		671,053				
CFDA 93.958		1,750				
	\$	<u>2,095,069</u>				
NICOLLET COUNTY			YES	YES	YES	
CFDA 10.561	\$	150,880				
CFDA 93.560		419,258				
CFDA 93.561		724				
CFDA 93.563		402,646				
CFDA 93.566		1,610				
CFDA 93.575		2,980				
CFDA 93.645		17,818				
CFDA 93.658		175,875				
CFDA 93.667		188,452				
CFDA 93.674		11,822				
CFDA 93.778		285,329				
CFDA 93.958		18,255				
	\$	<u>1,675,649</u>				
NOBLES COUNTY			YES	YES		
CFDA 10.561	\$	52,482				
CFDA 93.560		145,480				
CFDA 93.561		41,864				
CFDA 93.563		167,286				
CFDA 93.566		1,312				
CFDA 93.575		17,062				
CFDA 93.645		5,900				
CFDA 93.658		183,139				
CFDA 93.667		169,356				
CFDA 93.674		5,170				
CFDA 93.778		283,531				
CFDA 93.958		2,369				
	\$	<u>1,074,951</u>				

STATE OF MINNESOTA
OFFICE OF THE STATE AUDITOR
STATEWIDE SINGLE AUDIT
SUMMARY OF FEDERAL GRANT REVENUE
BY ADMINISTERING AGENCY
FOR THE YEAR ENDED JUNE 30, 1997

ADMINISTERING AGENCY ENTITY	CFDA NUMBER	TOTAL	AUDIT REPORT ACCEPTABLE	CROSSCUTTING FINDINGS NONFEDERAL	FINDINGS FEDERAL	GRANT NONCOMPLIANCE
MN - DEPARTMENT OF HUMAN SERVICES						
NORMAN COUNTY						
CFDA	10.561	\$ 43,845	YES	YES		
CFDA	93.560	94,833				
CFDA	93.561	23,162				
CFDA	93.563	17,499				
CFDA	93.566	8,887				
CFDA	93.575	18,250				
CFDA	93.645	3,412				
CFDA	93.658	46,355				
CFDA	93.667	77,671				
CFDA	93.674	1,725				
CFDA	93.778	190,284				
		<u>\$ 525,923</u>				
NW REG DEVELOP COMM						
CFDA	10.570	\$ 139,212	YES			
CFDA	93.043	8,480				
CFDA	93.044	185,182				
CFDA	93.045	183,140				
CFDA	93.046	10,787				
		<u>\$ 526,801</u>				
OLMSTED COUNTY						
CFDA	10.561	\$ 296,188	YES	YES	YES	
CFDA	93.560	1,231,727				
CFDA	93.561	186,573				
CFDA	93.563	972,946				
CFDA	93.566	7,464				
CFDA	93.569	161,915				
CFDA	93.573	1,958				
CFDA	93.575	160,443				
CFDA	93.643	4,038				
CFDA	93.645	38,401				
CFDA	93.656	67,647				
CFDA	93.658	827,621				
CFDA	93.667	795,823				
CFDA	93.674	12,069				
CFDA	93.778	1,016,498				
		<u>\$ 5,781,311</u>				
OTTER TAIL COUNTY						
CFDA	10.561	\$ 200,607	YES	YES		
CFDA	93.560	523,125				YES
CFDA	93.561	72,951				
CFDA	93.563	296,974				
CFDA	93.566	23,560				
CFDA	93.575	95,394				
CFDA	93.645	17,307				
CFDA	93.658	315,562				
CFDA	93.667	494,044				
CFDA	93.674	8,264				
CFDA	93.778	679,916				

STATE OF MINNESOTA
OFFICE OF THE STATE AUDITOR
STATEWIDE SINGLE AUDIT
SUMMARY OF FEDERAL GRANT REVENUE
BY ADMINISTERING AGENCY
FOR THE YEAR ENDED JUNE 30, 1997

ADMINISTERING AGENCY ENTITY	CFDA NUMBER	TOTAL	AUDIT REPORT ACCEPTABLE	CROSSCUTTING FINDINGS NONFEDERAL	FEDERAL	GRANT NONCOMPLIANCE
MN - DEPARTMENT OF HUMAN SERVICES						
OTTER TAIL COUNTY			YES	YES		
CFDA 93.958	\$	59,126				
	\$	2,786,830				
PACER CENTER			YES			
CFDA 93.958	\$	47,160				
PENNINGTON COUNTY			YES	YES		
CFDA 10.561	\$	62,341				
CFDA 93.560		94,575				
CFDA 93.561		27,512				
CFDA 93.563		169,293				
CFDA 93.566		375				
CFDA 93.575		24,893				
CFDA 93.596		8,376				
CFDA 93.643		1,785				
CFDA 93.645		12,433				
CFDA 93.658		169,582				
CFDA 93.667		133,694				
CFDA 93.674		1,146				
CFDA 93.778		213,100				
CFDA 93.958		1,835				
	\$	920,940				
PERSPECTIVES INC			YES			
CFDA 93.959	\$	76,165				
PINE COUNTY			YES	YES		
CFDA 10.561	\$	128,266				
CFDA 93.560		221,352				
CFDA 93.674		3,452				
CFDA 93.778		609,850				YES
CFDA 93.958		6,495				
CFDA 93.561		45,000				
CFDA 93.563		311,148				
CFDA 93.566		355				
CFDA 93.575		50,545				
CFDA 93.584		362				
CFDA 93.645		41,965				
CFDA 93.658		315,414				
CFDA 93.667		220,284				
	\$	1,954,488				
PIPESTONE COUNTY			YES		YES	
CFDA 10.561	\$	32,921				
CFDA 93.560		109,030				
CFDA 93.561		11,370				
CFDA 93.563		54,359				
CFDA 93.566		96				
CFDA 93.575		6,188				
CFDA 93.645		3,141				
CFDA 93.658		127,739				

STATE OF MINNESOTA
OFFICE OF THE STATE AUDITOR
STATEWIDE SINGLE AUDIT
SUMMARY OF FEDERAL GRANT REVENUE
BY ADMINISTERING AGENCY
FOR THE YEAR ENDED JUNE 30, 1997

ADMINISTERING AGENCY ENTITY		TOTAL	AUDIT REPORT	CROSSCUTTING FINDINGS		GRANT
CFDA NUMBER	ACCEPTABLE		NONFEDERAL	FEDERAL	NONCOMPLIANCE	
MN - DEPARTMENT OF HUMAN SERVICES						
PIPESTONE COUNTY			YES			YES
CFDA 93.667	\$	95,497				
CFDA 93.674		8,068				
CFDA 93.778		138,402				
CFDA 93.958		1,750				
	\$	588,561				
POLK COUNTY			YES	YES		
CFDA 10.551	\$	12,774				
CFDA 10.561		216,951				
CFDA 93.150		7,587				
CFDA 93.560		497,741				
CFDA 93.561		130,010				
CFDA 93.563		285,874				
CFDA 93.566		683				
CFDA 93.575		91,756				
CFDA 93.645		16,803				
CFDA 93.658		520,587				
CFDA 93.667		384,535				
CFDA 93.674		5,529				
CFDA 93.778		700,287				
CFDA 93.958		103,016				
	\$	2,974,133				
POPE COUNTY			YES	YES		
CFDA 10.561	\$	48,880				
CFDA 93.560		70,180				
CFDA 93.561		9,710				
CFDA 93.563		105,457				
CFDA 93.566		247				
CFDA 93.575		12,698				
CFDA 93.643		4,816				
CFDA 93.645		2,673				
CFDA 93.658		72,467				
CFDA 93.667		96,778				
CFDA 93.674		2,334				
CFDA 93.778		171,177				
CFDA 93.958		1,750				
	\$	599,167				
RAMSEY COUNTY			YES	YES		YES
CFDA 10.561	\$	1,849,494				
CFDA 16.579		12,500				
CFDA 93.150		90,723				
CFDA 93.268		28,933				
CFDA 93.560		10,388,520				
CFDA 93.561		2,161,191				
CFDA 93.563		4,476,371				
CFDA 93.566		142,826				
CFDA 93.575		982,506				
CFDA 93.584		75,964				
CFDA 93.645		156,943				

STATE OF MINNESOTA
OFFICE OF THE STATE AUDITOR
STATEWIDE SINGLE AUDIT
SUMMARY OF FEDERAL GRANT REVENUE
BY ADMINISTERING AGENCY
FOR THE YEAR ENDED JUNE 30, 1997

ADMINISTERING AGENCY ENTITY		TOTAL	AUDIT REPORT	CROSSCUTTING FINDINGS		GRANT
CFDA NUMBER	ACCEPTABLE		NONFEDERAL	FEDERAL	NONCOMPLIANCE	
MN - DEPARTMENT OF HUMAN SERVICES						
RAMSEY COUNTY						
CFDA 93.658	\$	4,503,853	YES	YES	YES	
CFDA 93.667		4,999,030				
CFDA 93.674		39,863				
CFDA 93.778		9,906,612				
CFDA 93.779		13,607				
CFDA 93.958		66,217				
	\$	<u>39,895,153</u>				
RED LAKE COUNTY						
CFDA 10.561	\$	22,583	YES	YES		
CFDA 93.560		31,084				
CFDA 93.561		6,998				
CFDA 93.563		61,021				
CFDA 93.566		195				
CFDA 93.575		3,511				
CFDA 93.596		1,308				
CFDA 93.645		12,051				
CFDA 93.658		22,311				
CFDA 93.667		43,295				
CFDA 93.674		734				
CFDA 93.778		48,213				
	\$	<u>253,304</u>				
REDWOOD COUNTY						
CFDA 10.561	\$	69,641	YES	YES	YES	
CFDA 93.560		111,080				
CFDA 93.561		17,434				
CFDA 93.563		181,937				
CFDA 93.566		118				
CFDA 93.575		24,578				
CFDA 93.645		5,599				
CFDA 93.658		128,563				
CFDA 93.667		140,061				
CFDA 93.674		5,922				
CFDA 93.778		255,583				
CFDA 93.958		1,750				
	\$	<u>942,266</u>				
REGION VIII NORTH WELFARE BOARD						
CFDA 10.561	\$	167,671	YES	YES		
CFDA 93.560		297,360				
CFDA 93.561		56,280				
CFDA 93.563		299,492				
CFDA 93.566		577				
CFDA 93.575		70,739				
CFDA 93.645		12,820				
CFDA 93.658		467,993				
CFDA 93.667		356,533				
CFDA 93.674		10,800				
CFDA 93.778		958,963				
CFDA 93.958		11,771				
	\$	<u>2,710,999</u>				

STATE OF MINNESOTA
OFFICE OF THE STATE AUDITOR
STATEWIDE SINGLE AUDIT
SUMMARY OF FEDERAL GRANT REVENUE
BY ADMINISTERING AGENCY
FOR THE YEAR ENDED JUNE 30, 1997

ADMINISTERING AGENCY ENTITY	CFDA NUMBER	TOTAL	AUDIT REPORT ACCEPTABLE	CROSSCUTTING FINDINGS NONFEDERAL	FEDERAL	GRANT NONCOMPLIANCE
MN - DEPARTMENT OF HUMAN SERVICES						
RENVILLE COUNTY						
CFDA	10.561	\$ 83,625	YES	YES		
CFDA	93.667	151,523				
CFDA	93.674	2,789				
CFDA	93.778	532,285				
CFDA	93.958	1,750				
CFDA	93.560	139,605				
CFDA	93.561	40,616				
CFDA	93.563	108,436				
CFDA	93.565	655				
CFDA	93.566	224				
CFDA	93.575	21,058				
CFDA	93.645	5,783				
CFDA	93.658	262				
		<u>\$ 1,088,611</u>				
RESOURCE INC						
CFDA	93.959	\$ 48,750	YES			
RICE COUNTY						
CFDA	10.561	\$ 97,202	YES	YES		
CFDA	93.560	296,936				
CFDA	93.561	59,548				
CFDA	93.563	433,148				
CFDA	93.566	751				
CFDA	93.575	59,183				
CFDA	93.645	14,541				
CFDA	93.658	207,762				
CFDA	93.667	378,171				
CFDA	93.674	7,615				
CFDA	93.778	542,949				
		<u>\$ 2,097,806</u>				
ROCK COUNTY						
CFDA	10.561	\$ 29,453	YES	YES	YES	
CFDA	93.560	78,029				
CFDA	93.561	6,930				
CFDA	93.563	81,775				
CFDA	93.566	80				
CFDA	93.575	16,523				
CFDA	93.645	11,695				
CFDA	93.658	84,935				
CFDA	93.667	71,304				
CFDA	93.674	2,400				
CFDA	93.778	145,759				
CFDA	93.958	1,750				
		<u>\$ 530,633</u>				
ROSEAU COUNTY						
CFDA	10.561	\$ 33,343	YES	YES		
CFDA	93.560	91,263				
CFDA	93.561	19,591				

STATE OF MINNESOTA
OFFICE OF THE STATE AUDITOR
STATEWIDE SINGLE AUDIT
SUMMARY OF FEDERAL GRANT REVENUE
BY ADMINISTERING AGENCY
FOR THE YEAR ENDED JUNE 30, 1997

ADMINISTERING AGENCY ENTITY	CFDA NUMBER	TOTAL	AUDIT REPORT ACCEPTABLE	CROSSCUTTING FINDINGS NONFEDERAL	FEDERAL	GRANT NONCOMPLIANCE
MN - DEPARTMENT OF HUMAN SERVICES						
ROSEAU COUNTY						
CFDA	93.563	\$ 150,786	YES	YES		
CFDA	93.566	96				
CFDA	93.575	12,282				
CFDA	93.596	12,233				
CFDA	93.645	4,591				
CFDA	93.658	72,022				
CFDA	93.667	109,509				
CFDA	93.674	1,289				
CFDA	93.778	153,764				
CFDA	93.958	1,750				
		<u>\$ 662,519</u>				
SCOTT COUNTY						
CFDA	10.561	\$ 151,127	YES	YES		YES
CFDA	93.560	444,259				
CFDA	93.561	27,352				
CFDA	93.563	404,228				
CFDA	93.566	1,160				
CFDA	93.575	162,934				
CFDA	93.596	38,761				
CFDA	93.645	30,043				
CFDA	93.658	229,121				
CFDA	93.667	338,700				
CFDA	93.674	14,274				
CFDA	93.778	1,151,099				
CFDA	93.958	42,937				
		<u>\$ 3,035,995</u>				
SHERBURNE COUNTY						
CFDA	10.561	\$ 135,663	YES	YES		
CFDA	93.560	331,545				
CFDA	93.561	54,461				
CFDA	93.563	372,632				
CFDA	93.566	476				
CFDA	93.575	90,027				
CFDA	93.645	17,181				
CFDA	93.656	29,211				
CFDA	93.658	156,994				
CFDA	93.667	276,310				
CFDA	93.674	3,534				
CFDA	93.778	693,230				
CFDA	93.958	2,497				
CFDA	93.959	5,970				
		<u>\$ 2,169,731</u>				
SIBLEY COUNTY						
CFDA	10.561	\$ 34,748	YES	YES		
CFDA	93.560	96,316				
CFDA	93.561	13,305				
CFDA	93.563	89,465				
CFDA	93.566	141				

STATE OF MINNESOTA
OFFICE OF THE STATE AUDITOR
STATEWIDE SINGLE AUDIT
SUMMARY OF FEDERAL GRANT REVENUE
BY ADMINISTERING AGENCY
FOR THE YEAR ENDED JUNE 30, 1997

ADMINISTERING AGENCY ENTITY	CFDA NUMBER	TOTAL	AUDIT REPORT ACCEPTABLE	CROSSCUTTING FINDINGS NONFEDERAL	FEDERAL	GRANT NONCOMPLIANCE
MN - DEPARTMENT OF HUMAN SERVICES						
SIBLEY COUNTY						
CFDA	93.575	\$ 29,936	YES	YES		
CFDA	93.643	7,099				
CFDA	93.645	5,566				
CFDA	93.658	113,478				
CFDA	93.667	104,411				
CFDA	93.674	4,334				
CFDA	93.778	247,138				
CFDA	93.958	1,750				
		<u>\$ 747,687</u>				
SSD 1 MINNEAPOLIS						
CFDA	93.578	\$ 23,236	YES	YES		
CFDA	93.959	127,244				
		<u>\$ 150,480</u>				
ST LOUIS COUNTY						
CFDA	10.561	\$ 2,001,987	YES	YES	YES	
CFDA	93.150	25,199				
CFDA	93.560	1,544,907				
CFDA	93.561	510,779				
CFDA	93.563	2,521,398				
CFDA	93.566	8,247				
CFDA	93.575	837,365				YES
CFDA	93.596	1,332,077				YES
CFDA	93.645	161,092				
CFDA	93.658	2,811,881				YES
CFDA	93.667	2,137,889				
CFDA	93.674	23,426				
CFDA	93.778	5,276,076				YES
CFDA	96.004	64,220				
		<u>\$ 19,256,543</u>				
ST PAUL REHAB CENTER						
CFDA	93.566	\$ 563,758	YES			
STEARNS COUNTY						
CFDA	10.561	\$ 508,880	YES	YES		
CFDA	93.560	726,519				
CFDA	93.561	178,847				
CFDA	93.563	845,304				
CFDA	93.566	1,322				
CFDA	93.575	153,692				
CFDA	93.645	36,981				
CFDA	93.658	521,976				
CFDA	93.667	854,389				
CFDA	93.674	947				
CFDA	93.778	1,880,060				
CFDA	93.958	74,968				
		<u>\$ 5,783,885</u>				

STATE OF MINNESOTA
OFFICE OF THE STATE AUDITOR
STATEWIDE SINGLE AUDIT
SUMMARY OF FEDERAL GRANT REVENUE
BY ADMINISTERING AGENCY
FOR THE YEAR ENDED JUNE 30, 1997

ADMINISTERING AGENCY ENTITY	CFDA NUMBER	TOTAL	AUDIT REPORT ACCEPTABLE	CROSSCUTTING NONFEDERAL	FINDINGS FEDERAL	GRANT NONCOMPLIANCE
MN - DEPARTMENT OF HUMAN SERVICES						
STEELE COUNTY						
CFDA	10.561	\$ 71,696	YES	YES	YES	
CFDA	93.560	235,161				
CFDA	93.561	32,310				
CFDA	93.563	211,265				
CFDA	93.566	1,927				
CFDA	93.575	54,587				
CFDA	93.645	10,532				
CFDA	93.658	218,182				
CFDA	93.667	208,827				
CFDA	93.674	7,024				
CFDA	93.778	308,111				
CFDA	93.958	10,058				
		\$ 1,369,680				
STEVENS COUNTY						
CFDA	10.561	\$ 37,879	YES	YES		
CFDA	93.560	83,841				
CFDA	93.561	8,666				
CFDA	93.563	40,185				
CFDA	93.566	743				
CFDA	93.575	11,149				YES
CFDA	93.645	3,287				YES
CFDA	93.658	46,298				
CFDA	93.667	75,121				YES
CFDA	93.674	2,000				
CFDA	93.778	117,448				YES
CFDA	93.958	1,750				
		\$ 428,367				
SW REG DEVELOP COMM						
CFDA	10.550	\$ 102,008	YES			
CFDA	10.570	41,346				
CFDA	93.043	12,884				
CFDA	93.044	372,792				
CFDA	93.045	372,792				
CFDA	93.046	7,749				
		\$ 909,571				
SWIFT COUNTY						
CFDA	10.561	\$ 47,854	YES	YES		
CFDA	93.560	115,082				
CFDA	93.561	8,321				
CFDA	93.563	127,306				
CFDA	93.566	120				
CFDA	93.575	19,579				
CFDA	93.645	3,913				
CFDA	93.658	132,621				
CFDA	93.667	109,509				
CFDA	93.674	3,784				
CFDA	93.778	219,916				
CFDA	93.958	1,750				
		\$ 789,755				

STATE OF MINNESOTA
OFFICE OF THE STATE AUDITOR
STATEWIDE SINGLE AUDIT
SUMMARY OF FEDERAL GRANT REVENUE
BY ADMINISTERING AGENCY
FOR THE YEAR ENDED JUNE 30, 1997

ADMINISTERING AGENCY ENTITY	CFDA NUMBER	TOTAL	AUDIT REPORT ACCEPTABLE	CROSSCUTTING FINDINGS NONFEDERAL	FEDERAL	GRANT NONCOMPLIANCE
MN - DEPARTMENT OF HUMAN SERVICES						
TODD COUNTY						
			YES	YES		
CFDA	10.561	\$ 97,563				
CFDA	93.560	162,488				
CFDA	93.561	50,346				YES
CFDA	93.563	230,939				
CFDA	93.575	49,283				
CFDA	93.645	16,008				
CFDA	93.658	254,659				YES
CFDA	93.667	249,567				
CFDA	93.674	4,495				
CFDA	93.778	471,188				
CFDA	93.958	1,750				
		<u>\$ 1,588,286</u>				
TRAVERSE COUNTY						
			YES	YES		
CFDA	10.561	\$ 29,417				
CFDA	93.560	72,735				
CFDA	93.561	7,127				
CFDA	93.563	42,016				
CFDA	93.566	93				
CFDA	93.575	7,599				
CFDA	93.645	1,144				
CFDA	93.658	37,970				
CFDA	93.667	41,244				
CFDA	93.674	727				
CFDA	93.778	127,421				
CFDA	93.958	6,280				
		<u>\$ 373,773</u>				
TRI-VALLEY OPPORTUNITY COUNCIL INC						
			YES			
CFDA	93.667	\$ 747,383				
UPPER MN VALLEY REG DEVELOP COMM						
			YES			
CFDA	10.550	\$ 67,935				
CFDA	10.570	22,166				
CFDA	93.043	4,304				
CFDA	93.044	145,224				
CFDA	93.045	222,976				
CFDA	93.046	5,289				
		<u>\$ 467,894</u>				
WABASHA COUNTY						
			YES	YES	YES	
CFDA	10.561	\$ 39,990				
CFDA	93.560	107,036				
CFDA	93.561	15,993				
CFDA	93.563	164,332				
CFDA	93.566	97				
CFDA	93.575	27,311				
CFDA	93.643	7,168				
CFDA	93.645	5,411				
CFDA	93.658	134,958				
CFDA	93.667	146,437				

STATE OF MINNESOTA
OFFICE OF THE STATE AUDITOR
STATEWIDE SINGLE AUDIT
SUMMARY OF FEDERAL GRANT REVENUE
BY ADMINISTERING AGENCY
FOR THE YEAR ENDED JUNE 30, 1997

ADMINISTERING AGENCY ENTITY	CFDA NUMBER	TOTAL	AUDIT REPORT ACCEPTABLE	CROSSCUTTING FINDINGS NONFEDERAL	FEDERAL	GRANT NONCOMPLIANCE
MN - DEPARTMENT OF HUMAN SERVICES						
WABASHA COUNTY						
CFDA	93.674	\$ 4,504	YES	YES	YES	
CFDA	93.778	254,226				
		<u>\$ 907,463</u>				
WADENA COUNTY						
CFDA	10.561	\$ 72,437	YES	YES		
CFDA	93.560	126,179				
CFDA	93.561	46,983				
CFDA	93.563	120,949				
CFDA	93.575	38,377				
CFDA	93.645	23,798				
CFDA	93.658	194,456				
CFDA	93.667	164,261				
CFDA	93.674	3,522				
CFDA	93.778	390,091				
CFDA	93.958	6,593				
		<u>\$ 1,187,646</u>				
WASECA COUNTY						
CFDA	10.561	\$ 65,737	YES	YES		
CFDA	93.560	156,440				
CFDA	93.561	18,605				
CFDA	93.563	146,280				
CFDA	93.566	154				
CFDA	93.575	30,177				
CFDA	93.596	4,559				
CFDA	93.645	6,884				
CFDA	93.658	163,555				
CFDA	93.667	133,694				YES
CFDA	93.674	3,915				
CFDA	93.778	245,911				YES
		<u>\$ 975,911</u>				
WASHINGTON COUNTY						
CFDA	10.561	\$ 226,409	YES	YES	YES	
CFDA	93.560	1,018,657				
CFDA	93.561	126,098				
CFDA	93.563	1,202,268				
CFDA	93.566	1,165				
CFDA	93.575	173,903				
CFDA	93.645	51,251				
CFDA	93.658	440,539				
CFDA	93.667	825,106				
CFDA	93.674	2,985				
CFDA	93.778	1,323,132				
CFDA	93.958	62,403				
CFDA	93.994	181,374				
		<u>\$ 5,635,290</u>				

STATE OF MINNESOTA
OFFICE OF THE STATE AUDITOR
STATEWIDE SINGLE AUDIT
SUMMARY OF FEDERAL GRANT REVENUE
BY ADMINISTERING AGENCY
FOR THE YEAR ENDED JUNE 30, 1997

ADMINISTERING AGENCY ENTITY	CFDA NUMBER	TOTAL	AUDIT REPORT ACCEPTABLE	CROSSCUTTING FINDINGS NONFEDERAL	FINDINGS FEDERAL	GRANT NONCOMPLIANCE
MN - DEPARTMENT OF HUMAN SERVICES						
WATONWAN COUNTY						
			YES	YES		
CFDA	10.561	\$ 49,448				
CFDA	93.560	124,123				
CFDA	93.561	34,192				
CFDA	93.563	105,798				
CFDA	93.566	75				
CFDA	93.575	16,883				
CFDA	93.645	13,430				
CFDA	93.658	174,610				
CFDA	93.667	101,861				
CFDA	93.674	5,918				
CFDA	93.778	335,647				
		<u>\$ 961,985</u>				
WILKIN COUNTY						
			YES	YES		
CFDA	10.561	\$ 32,883				
CFDA	93.560	87,351				YES
CFDA	93.561	21,021				
CFDA	93.563	84,627				
CFDA	93.566	65				
CFDA	93.575	30,397				YES
CFDA	93.645	3,739				
CFDA	93.658	57,636				
CFDA	93.667	68,754				
CFDA	93.674	3,313				
CFDA	93.778	183,677				
CFDA	93.958	1,135				
		<u>\$ 574,598</u>				
WINONA COUNTY						
			YES	YES	YES	
CFDA	10.561	\$ 192,961				
CFDA	93.560	337,023				
CFDA	93.561	93,805				
CFDA	93.563	467,028				
CFDA	93.566	1,044				
CFDA	93.575	120,677				
CFDA	93.645	12,315				
CFDA	93.658	191,220				
CFDA	93.667	357,802				
CFDA	93.674	4,169				
CFDA	93.778	664,679				
CFDA	93.958	5,700				
		<u>\$ 2,448,423</u>				
WRIGHT COUNTY						
			YES	YES		
CFDA	10.561	\$ 192,036				
CFDA	93.560	741,611				
CFDA	93.561	15,033				
CFDA	93.563	727,200				
CFDA	93.566	397				
CFDA	93.575	178,822				
CFDA	93.645	20,187				

STATE OF MINNESOTA
OFFICE OF THE STATE AUDITOR
STATEWIDE SINGLE AUDIT
SUMMARY OF FEDERAL GRANT REVENUE
BY ADMINISTERING AGENCY
FOR THE YEAR ENDED JUNE 30, 1997

ADMINISTERING AGENCY ENTITY CFDA NUMBER	TOTAL	AUDIT REPORT ACCEPTABLE	CROSSCUTTING FINDINGS NONFEDERAL	FEDERAL	GRANT NONCOMPLIANCE
MN - DEPARTMENT OF HUMAN SERVICES					
WRIGHT COUNTY					
CFDA 93.658	\$ 536,539	YES	YES		
CFDA 93.667	472,394				
CFDA 93.674	14,882				
CFDA 93.778	1,197,517				
CFDA 93.958	74,962				
	<u>\$ 4,171,580</u>				
YELLOW MEDICINE COUNTY					
CFDA 10.561	\$ 50,551	YES	YES	YES	
CFDA 93.560	116,745				
CFDA 93.561	10,332				
CFDA 93.563	88,304				
CFDA 93.566	132				
CFDA 93.575	25,688				
CFDA 93.643	124				
CFDA 93.645	3,966				
CFDA 93.658	122,752				
CFDA 93.667	106,966				
CFDA 93.674	7,106				
CFDA 93.778	259,766				
CFDA 93.958	1,750				
	<u>\$ 794,182</u>				
MN - DEPARTMENT OF NATURAL RESOURCES					
ANOKA COUNTY					
CFDA 10.664	\$ 35,000	YES	YES	YES	
CFDA 20.005	8,944				
	<u>\$ 43,944</u>				
BLUE EARTH COUNTY					
CFDA 15.916	\$ 5,000	YES	YES		
CARVER COUNTY					
CFDA 20.005	\$ 8,932	YES	YES	YES	
CASS COUNTY					
CFDA 20.005	\$ 1,968	YES	YES	YES	
CITY OF APPLETON					
CFDA 15.611	\$ 1,728	YES	YES	YES	
CITY OF EAGAN					
CFDA 10.664	\$ 10,588	YES			
DAKOTA COUNTY					
CFDA 20.005	\$ 8,983	YES	YES	YES	

STATE OF MINNESOTA
OFFICE OF THE STATE AUDITOR
STATEWIDE SINGLE AUDIT
SUMMARY OF FEDERAL GRANT REVENUE
BY ADMINISTERING AGENCY
FOR THE YEAR ENDED JUNE 30, 1997

ADMINISTERING AGENCY ENTITY CFDA NUMBER	TOTAL	AUDIT REPORT ACCEPTABLE	CROSSCUTTING FINDINGS NONFEDERAL	FINDINGS FEDERAL	GRANT NONCOMPLIANCE
MN - DEPARTMENT OF NATURAL RESOURCES					
GOODHUE COUNTY		YES	YES		
CFDA 20.005	\$ 4,778				
ISANTI COUNTY		YES	YES		
CFDA 10.664	\$ 7,857				
KITTSOON COUNTY		YES	YES		
CFDA 15.611	\$ 156				
KOOCHICHING COUNTY		YES			
CFDA 10.669	\$ 16,991				
RICE COUNTY		YES	YES		
CFDA 15.916	\$ 11,489				
SHERBURNE COUNTY		YES	YES		
CFDA 10.664	\$ 5,000				
WASHINGTON COUNTY		YES	YES	YES	
CFDA 20.005	\$ 11,000				
WILKIN COUNTY		YES	YES		
CFDA 15.605	\$ 2,736				
MN - DEPARTMENT OF PUBLIC SAFETY					
AITKIN COUNTY		YES	YES	YES	
CFDA 16.575	\$ 19,804				
CFDA 20.703	1,250				
CFDA 83.534	117				
CFDA 83.516	37,977				
CFDA 83.534	4,000				
	\$ 63,148				
ANOKA COUNTY		YES	YES	YES	
CFDA 16.579	\$ 233,324				
CFDA 83.534	57,376				
	\$ 290,700				
ARROWHEAD ECON OPPORTUNITY AGENCY		YES			
CFDA 16.579	\$ 19,993				
BECKER COUNTY		YES	YES	YES	
CFDA 83.534	\$ 4,777				
CFDA 83.516	107,137				
	\$ 111,914				
BELTRAMI COUNTY		YES	YES		
CFDA 20.703	\$ 1,250				
CFDA 83.516	18,702				

STATE OF MINNESOTA
OFFICE OF THE STATE AUDITOR
STATEWIDE SINGLE AUDIT
SUMMARY OF FEDERAL GRANT REVENUE
BY ADMINISTERING AGENCY
FOR THE YEAR ENDED JUNE 30, 1997

ADMINISTERING AGENCY ENTITY CFDA NUMBER	TOTAL	AUDIT REPORT ACCEPTABLE	CROSSCUTTING FINDINGS NONFEDERAL	FEDERAL	GRANT NONCOMPLIANCE
MN - DEPARTMENT OF PUBLIC SAFETY					
BELTRAMI COUNTY		YES	YES		
CFDA 83.534	\$ 5,616				
	\$ 25,568				
BELTRAMI ELECTRIC COOP		YES			
CFDA 83.516	\$ 73,725				
BENTON COUNTY		YES	YES		
CFDA 83.534	\$ 6,154				
BIG STONE COUNTY		YES	YES		
CFDA 83.534	\$ 4,069				
CFDA 83.516	195,711				YES
	\$ 199,780				
BLUE EARTH COUNTY		YES	YES		
CFDA 16.579	\$ 65,000				
CFDA 83.516	28,695				
CFDA 83.534	9,997				
	\$ 103,692				
BROWN COUNTY		YES	YES		
CFDA 16.579	\$ 22,235				
CFDA 83.534	8,749				
	\$ 30,984				
CARLTON COUNTY		YES	YES	YES	
CFDA 83.534	\$ 5,438				
CARVER COUNTY		YES	YES	YES	
CFDA 16.579	\$ 13,675				
CFDA 20.600	13,743				
CFDA 20.703	746				
CFDA 83.534	13,664				
	\$ 41,828				
CASS COUNTY		YES	YES	YES	
CFDA 83.534	\$ 5,198				
CENTRAL MINNESOTA MCIU		YES	YES		
CFDA 16.579	\$ 49,993				
CHIPPEWA COUNTY		YES		YES	
CFDA 16.579	\$ 70,513				
CFDA 83.534	4,121				
CFDA 83.516	5,611				
CFDA 83.523	1,480				
	\$ 81,725				

STATE OF MINNESOTA
OFFICE OF THE STATE AUDITOR
STATEWIDE SINGLE AUDIT
SUMMARY OF FEDERAL GRANT REVENUE
BY ADMINISTERING AGENCY
FOR THE YEAR ENDED JUNE 30, 1997

ADMINISTERING AGENCY ENTITY CFDA NUMBER	TOTAL	AUDIT REPORT ACCEPTABLE	CROSSCUTTING FINDINGS NONFEDERAL	FEDERAL	GRANT NONCOMPLIANCE
MN - DEPARTMENT OF PUBLIC SAFETY					
CHISAGO COUNTY		YES	YES		
CFDA 16.579	\$ 25,000				
CFDA 83.516	31,472				
CFDA 83.534	5,574				
	<u>\$ 62,046</u>				
CITY OF ADA		YES	YES	YES	
CFDA 83.516	\$ 124,740				
CITY OF ARGYLE		YES	YES	YES	
CFDA 83.516	\$ 9,149				
CITY OF AUSTIN		YES	YES	YES	
CFDA 83.516	\$ 807,876				
CITY OF BEMIDJI		YES			
CFDA 16.579	\$ 81,749				
CITY OF BLOOMINGTON		YES			
CFDA 20.600	\$ 16,000				
CITY OF BRAINERD		YES			
CFDA 20.600	\$ 1,125				
CITY OF BROOKLYN PARK		YES			
CFDA 16.579	\$ 25,000				
CFDA 20.600	28,863				
	<u>\$ 53,863</u>				
CITY OF BROWNS VALLEY		YES	YES	YES	
CFDA 83.516	\$ 128,854				
CITY OF BURNSVILLE		YES			
CFDA 16.579	\$ 145,000				
CFDA 83.516	84,417				
CFDA 83.534	1,250				
	<u>\$ 230,667</u>				
CITY OF CHANDLER		YES	YES	YES	
CFDA 83.516	\$ 68,392				
CITY OF CHASKA		YES			
CFDA 83.516	\$ 84,498				
CITY OF CROOKSTON		YES	YES	YES	
CFDA 83.516	\$ 98,763				
CITY OF DULUTH		YES	YES		
CFDA 16.579	\$ 24,269				
CFDA 20.600	16,800				
	<u>\$ 41,069</u>				

STATE OF MINNESOTA
OFFICE OF THE STATE AUDITOR
STATEWIDE SINGLE AUDIT
SUMMARY OF FEDERAL GRANT REVENUE
BY ADMINISTERING AGENCY
FOR THE YEAR ENDED JUNE 30, 1997

ADMINISTERING AGENCY ENTITY CFDA NUMBER	TOTAL	AUDIT REPORT ACCEPTABLE	CROSSCUTTING FINDINGS NONFEDERAL	FINDINGS FEDERAL	GRANT NONCOMPLIANCE
MN - DEPARTMENT OF PUBLIC SAFETY					
CITY OF EAGAN		YES			
CFDA 16.579 \$	4,004				
CFDA 20.600	23,712				
CFDA 83.516	84,738				
	<u>\$ 112,454</u>				
CITY OF EAST GRAND FORKS		YES			
CFDA 83.516 \$	376,553				
CITY OF FERGUS FALLS		YES	YES	YES	
CFDA 20.600 \$	4,691				
CFDA 83.516	260,000				
	<u>\$ 264,691</u>				
CITY OF HIBBING		YES	YES	YES	
CFDA 20.600 \$	4,295				
CFDA 83.011	242				
CFDA 83.516	17,233				
	<u>\$ 21,770</u>				
CITY OF IVANHOE		YES	YES	YES	
CFDA 83.516 \$	233				
CITY OF MANKATO		YES	YES		
CFDA 83.516 \$	118,835				
CITY OF MARSHALL		YES	YES	YES	
CFDA 20.600 \$	1,122				
CITY OF MINNEAPOLIS		YES	YES	YES	
CFDA 16.579 \$	367,857				
CFDA 20.600	45,509				
	<u>\$ 413,366</u>				
CITY OF MOORHEAD		YES	YES	YES	
CFDA 16.579 \$	130,951				
CITY OF MOUNTAIN LAKE		YES	YES	YES	
CFDA 83.534 \$	55,070				
CITY OF NEW ULM		YES			
CFDA 20.600 \$	7,060				
CITY OF NORTH MANKATO		YES			
CFDA 83.516 \$	419,922				
CITY OF OWATONNA		YES	YES		
CFDA 16.579 \$	93,478				
CFDA 83.516	25,664				
	<u>\$ 119,142</u>				

STATE OF MINNESOTA
OFFICE OF THE STATE AUDITOR
STATEWIDE SINGLE AUDIT
SUMMARY OF FEDERAL GRANT REVENUE
BY ADMINISTERING AGENCY
FOR THE YEAR ENDED JUNE 30, 1997

ADMINISTERING AGENCY ENTITY CFDA NUMBER	TOTAL	AUDIT REPORT ACCEPTABLE	CROSSCUTTING FINDINGS NONFEDERAL	FINDINGS FEDERAL	GRANT NONCOMPLIANCE
MN - DEPARTMENT OF PUBLIC SAFETY					
CITY OF PLUMMER		YES	YES	YES	
CFDA 83.516	\$ 1,899				
	\$ 1,899				
CITY OF ROSEAU		YES			
CFDA 83.516	\$ 396,061				
CITY OF ST PAUL		YES	YES		
CFDA 16.579	\$ 118,720				
CFDA 20.600	44,990				
	\$ 163,710				
CITY OF WARREN		YES			
CFDA 83.516	\$ 106,602				
CITY OF WELLS		YES	YES	YES	
CFDA 83.516	\$ 42,964				
CLAY COUNTY		YES	YES		
CFDA 16.579	\$ 27,002				
CFDA 17.500	1,389				
CFDA 83.534	435				
CFDA 83.534	8,003				
	\$ 36,829				
CLEARWATER COUNTY		YES	YES		
CFDA 83.516	\$ 122,089				
COOK COUNTY		YES	YES		
CFDA 83.534	\$ 5,249				
COORD ENFRMNT EFFORT VI TASK FORCE		YES			YES
CFDA 16.000	\$ 2,342				
CFDA 16.579	118,000				
	\$ 120,342				
COTTONWOOD COUNTY		YES	YES		
CFDA 83.534	\$ 4,138				
CROW WING COUNTY		YES	YES		
CFDA 83.534	\$ 10,724				
DAKOTA COUNTY		YES	YES	YES	
CFDA 16.579	\$ 129,295				
CFDA 20.600	4,072				
CFDA 83.534	27,899				
CFDA 83.516	839				
	\$ 162,105				

STATE OF MINNESOTA
OFFICE OF THE STATE AUDITOR
STATEWIDE SINGLE AUDIT
SUMMARY OF FEDERAL GRANT REVENUE
BY ADMINISTERING AGENCY
FOR THE YEAR ENDED JUNE 30, 1997

ADMINISTERING AGENCY ENTITY CFDA NUMBER	TOTAL	AUDIT REPORT ACCEPTABLE	CROSSCUTTING FINDINGS NONFEDERAL	FINDINGS FEDERAL	GRANT NONCOMPLIANCE
MN - DEPARTMENT OF PUBLIC SAFETY					
DODGE COUNTY		YES	YES	YES	
CFDA 83.534	\$ 118				
DOUGLAS COUNTY		YES	YES		
CFDA 16.579	\$ 3,863				
CFDA 20.600	26,686				
	\$ 30,549				
FARIBAULT COUNTY		YES			
CFDA 83.516	\$ 1,132				
CFDA 83.534	6,697				
	\$ 7,829				
FILLMORE COUNTY		YES	YES	YES	
CFDA 83.534	\$ 5,121				
FREEBORN COUNTY		YES			
CFDA 83.534	\$ 472				
GOODHUE COUNTY		YES	YES		
CFDA 83.534	\$ 16,025				
GRANT COUNTY		YES	YES		
CFDA 83.516	\$ 27,753				
HENNEPIN COUNTY		YES			
CFDA 16.579	\$ 243,022				
CFDA 20.600	12,728				
CFDA 83.534	309,760				
	\$ 565,510				
HOUSTON COUNTY		YES	YES		
CFDA 16.579	\$ 2,400				
CFDA 83.534	2,722				
CFDA 83.516	450				
	\$ 5,572				
HUBBARD COUNTY		YES	YES	YES	
CFDA 83.516	\$ 16,380				
CFDA 83.534	4,118				
	\$ 20,498				
ISANTI COUNTY		YES	YES		
CFDA 20.703	\$ 1,250				
CFDA 83.534	5,649				
	\$ 6,899				
ISD_0413 MARSHALL		YES	YES	YES	
CFDA 83.516	\$ 12,673				

STATE OF MINNESOTA
OFFICE OF THE STATE AUDITOR
STATEWIDE SINGLE AUDIT
SUMMARY OF FEDERAL GRANT REVENUE
BY ADMINISTERING AGENCY
FOR THE YEAR ENDED JUNE 30, 1997

ADMINISTERING AGENCY ENTITY CFDA NUMBER	TOTAL	AUDIT REPORT ACCEPTABLE	CROSSCUTTING FINDINGS NONFEDERAL	FINDINGS FEDERAL	GRANT NONCOMPLIANCE
MN - DEPARTMENT OF PUBLIC SAFETY					
ISD 0595 EAST GRAND FORKS CFDA 83.516 \$	597,079	YES	YES		
	\$ 597,079				
ISD 0707 NETT LAKE CFDA 16.579 \$	37,896	YES	YES	YES	
ISD 0846 BRECKENRIDGE CFDA 83.516 \$	331,763	YES	YES	YES	
ISD 2134 UNITED SOUTH CENTRAL CFDA 83.516 \$	7,842	YES	YES	YES	
ISD 2854 ADA-BORUP CFDA 83.516 \$	507,817	YES	YES		
ITASCA COUNTY CFDA 20.703 \$	1,250	YES	YES	YES	
CFDA 83.516	4,363				
CFDA 83.534	14,048				
	\$ 19,661				
JACKSON COUNTY CFDA 83.534 \$	4,119	YES	YES		
KANABEC COUNTY CFDA 83.534 \$	4,101	YES	YES		
KANDIYOHI COUNTY CFDA 83.534 \$	8,942	YES	YES		
KITTSOON COUNTY CFDA 83.516 \$	728,367	YES	YES		
CFDA 83.534	3,960				
	\$ 732,327				
KOOCHICHING COUNTY CFDA 20.703 \$	1,250	YES			
CFDA 83.534	567				
	\$ 1,817				
LAC QUI PARLE COUNTY CFDA 16.004 \$	1,463	YES	YES		
CFDA 20.703	1,250				
CFDA 83.534	4,092				
CFDA 83.523	1,683				
	\$ 8,488				
LAKE COUNTY CFDA 83.534 \$	6,085	YES	YES		

STATE OF MINNESOTA
OFFICE OF THE STATE AUDITOR
STATEWIDE SINGLE AUDIT
SUMMARY OF FEDERAL GRANT REVENUE
BY ADMINISTERING AGENCY
FOR THE YEAR ENDED JUNE 30, 1997

ADMINISTERING AGENCY ENTITY CFDA NUMBER	TOTAL	AUDIT REPORT ACCEPTABLE	CROSSCUTTING FINDINGS NONFEDERAL	FEDERAL	GRANT NONCOMPLIANCE
MN - DEPARTMENT OF PUBLIC SAFETY					
LAKE OF THE WOODS COUNTY					
CFDA 20.703	\$ 1,996	YES	YES	YES	
CFDA 83.516	34,798				
CFDA 83.534	4,210				
	<u>\$ 41,004</u>				
LE SUEUR COUNTY					
CFDA 16.579	\$ 20,000	YES	YES		
CFDA 83.534	4,227				
CFDA 83.516	603,553				
	<u>\$ 627,780</u>				
LINCOLN COUNTY					
CFDA 83.534	\$ 4,141	YES	YES		
MAHNOMEN COUNTY					
CFDA 83.516	\$ 12,604	YES	YES		
CFDA 83.534	2,262				
	<u>\$ 14,866</u>				
MARSHALL COUNTY					
CFDA 83.516	\$ 419,604	YES	YES		
CFDA 83.534	4,287				
	<u>\$ 423,891</u>				
MARTIN COUNTY					
CFDA 83.516	\$ 9,304	YES			
CFDA 83.534	5,290				
	<u>\$ 14,594</u>				
MCLEOD COUNTY					
CFDA 83.534	\$ 9,452	YES	YES		
MEEKER COUNTY					
CFDA 83.534	\$ 5,351	YES	YES		
MILLE LACS COUNTY					
CFDA 83.534	\$ 5,956	YES	YES		
MORRISON COUNTY					
CFDA 83.534	\$ 7,733	YES	YES		
MOWER COUNTY					
CFDA 83.534	\$ 7,603	YES	YES	YES	
CFDA 83.516	269,636				
	<u>\$ 277,239</u>				
MURRAY COUNTY					
CFDA 20.703	\$ 1,250	YES	YES		

STATE OF MINNESOTA
OFFICE OF THE STATE AUDITOR
STATEWIDE SINGLE AUDIT
SUMMARY OF FEDERAL GRANT REVENUE
BY ADMINISTERING AGENCY
FOR THE YEAR ENDED JUNE 30, 1997

ADMINISTERING AGENCY ENTITY CFDA NUMBER	TOTAL	AUDIT REPORT ACCEPTABLE	CROSSCUTTING FINDINGS NONFEDERAL	FEDERAL	GRANT NONCOMPLIANCE
MN - DEPARTMENT OF PUBLIC SAFETY					
MURRAY COUNTY		YES	YES		
CFDA 83.534	\$ 4,203				
CFDA 83.516	561				
	<u>\$ 6,014</u>				
NARCOTIC ENFORCEMENT VI-TASK FORCE		YES			
CFDA 16.579	\$ 85,500				
NICOLLET COUNTY		YES	YES	YES	
CFDA 83.534	\$ 9,468				
CFDA 83.516	75,343				
	<u>\$ 84,811</u>				
NOBLES COOP ELECTRIC		YES			
CFDA 83.516	\$ 982,715				
NOBLES COUNTY		YES	YES		
CFDA 20.703	\$ 1,250				
CFDA 83.534	5,833				
	<u>\$ 7,083</u>				
NORMAN COUNTY		YES	YES		
CFDA 83.516	\$ 82,776				
CFDA 83.534	2,014				
	<u>\$ 84,790</u>				
OLMSTED COUNTY		YES	YES	YES	
CFDA 20.600	\$ 23,650				
CFDA 83.534	26,931				
	<u>\$ 50,581</u>				
OTTER TAIL COUNTY		YES	YES		
CFDA 17.500	\$ 541				
PENNINGTON COUNTY		YES	YES		
CFDA 83.516	\$ 131,610				
CFDA 83.534	3,972				
	<u>\$ 135,582</u>				
PINE COUNTY		YES	YES		
CFDA 16.579	\$ 60,536				
CFDA 83.534	4,572				
	<u>\$ 65,108</u>				
PIPESTONE COUNTY		YES		YES	
CFDA 83.534	\$ 4,219				

STATE OF MINNESOTA
OFFICE OF THE STATE AUDITOR
STATEWIDE SINGLE AUDIT
SUMMARY OF FEDERAL GRANT REVENUE
BY ADMINISTERING AGENCY
FOR THE YEAR ENDED JUNE 30, 1997

ADMINISTERING AGENCY ENTITY CFDA NUMBER	TOTAL	AUDIT REPORT ACCEPTABLE	CROSSCUTTING FINDINGS NONFEDERAL	FEDERAL	GRANT NONCOMPLIANCE
MN - DEPARTMENT OF PUBLIC SAFETY					
POLK COUNTY					
CFDA 16.579	\$ 35,000	YES	YES		
CFDA 83.534	27,301				
CFDA 83.516	8,309				
	<u>\$ 70,610</u>				
POPE COUNTY					
CFDA 83.516	\$ 228,679	YES	YES		
CFDA 83.534	3,024				
	<u>\$ 231,703</u>				
RAMSEY COUNTY					
CFDA 16.579	\$ 328,398	YES	YES	YES	
CFDA 83.534	5,930				
CFDA 83.534	50,765				
	<u>\$ 385,093</u>				
RAPE AND ABUSE CRISIS CENTER					
CFDA 16.579	\$ 6,791	YES	YES	YES	
RED LAKE COUNTY					
CFDA 83.516	\$ 104,437	YES	YES		
CFDA 83.534	4,017				
	<u>\$ 108,454</u>				
REDWOOD COUNTY					
CFDA 83.516	\$ 340	YES	YES	YES	
CFDA 83.534	7,089				
	<u>\$ 7,429</u>				
REGION VIII NORTH WELFARE BOARD					
CFDA 16.579	\$ 8,020	YES	YES		
RICE COUNTY					
CFDA 83.534	\$ 798	YES	YES		
CFDA 83.516	8,875				
	<u>\$ 9,673</u>				
ROSEAU COUNTY					
CFDA 83.516	\$ 91,937	YES	YES		
CFDA 83.534	5,599				
	<u>\$ 97,536</u>				
SCOTT COUNTY					
CFDA 83.534	\$ 16,250	YES	YES	YES	
SE MN NARCOTICS TASK FORCE					
CFDA 16.579	\$ 109,529	YES	YES		

STATE OF MINNESOTA
OFFICE OF THE STATE AUDITOR
STATEWIDE SINGLE AUDIT
SUMMARY OF FEDERAL GRANT REVENUE
BY ADMINISTERING AGENCY
FOR THE YEAR ENDED JUNE 30, 1997

ADMINISTERING AGENCY ENTITY CFDA NUMBER	TOTAL	AUDIT REPORT ACCEPTABLE	CROSSCUTTING FINDINGS NONFEDERAL	FEDERAL	GRANT NONCOMPLIANCE
MN - DEPARTMENT OF PUBLIC SAFETY					
SE MN PRIVATE INDUSTRY COUNCIL		YES	YES		YES
CFDA 16.579	\$ 55,023				
	\$ 55,023				
SHERBURNE COUNTY		YES	YES		
CFDA 83.534	\$ 13,372				
SIBLEY COUNTY		YES	YES		
CFDA 83.534	\$ 4,181				
SOUTH CENTRAL ELECTRIC ASSN		YES			
CFDA 83.516	\$ 95,420				
SOUTH MN MUNICIPAL POWER AGENCY		YES			
CFDA 83.516	\$ 171,049				
ST LOUIS COUNTY		YES	YES		YES
CFDA 16.579	\$ 241,000				
CFDA 20.600	72,180				
CFDA 83.534	34,450				
	\$ 347,630				
STEARNS COUNTY		YES	YES		
CFDA 20.600	\$ 11,291				
CFDA 83.534	28,665				
	\$ 39,956				
STEELE COUNTY		YES	YES		YES
CFDA 83.516	\$ 20,112				
CFDA 83.534	5,112				
	\$ 25,224				
STEELE WASECA ELECTRIC COOP		YES			
CFDA 83.516	\$ 315,339				
STEVENS COUNTY		YES	YES		
CFDA 83.516	\$ 4,976				
CFDA 83.534	3,326				
	\$ 8,302				
TODD COUNTY		YES	YES		
CFDA 83.534	\$ 198				
CFDA 83.534	2,291				
	\$ 2,489				
TRAVERSE COUNTY		YES	YES		
CFDA 83.516	\$ 81,685				

STATE OF MINNESOTA
OFFICE OF THE STATE AUDITOR
STATEWIDE SINGLE AUDIT
SUMMARY OF FEDERAL GRANT REVENUE
BY ADMINISTERING AGENCY
FOR THE YEAR ENDED JUNE 30, 1997

ADMINISTERING AGENCY ENTITY CFDA NUMBER	TOTAL	AUDIT REPORT ACCEPTABLE	CROSSCUTTING FINDINGS NONFEDERAL	FINDINGS FEDERAL	GRANT NONCOMPLIANCE
MN - DEPARTMENT OF PUBLIC SAFETY					
WABASHA COUNTY		YES	YES	YES	
CFDA 83.534	\$ 5,124				
CFDA 83.516	3,911				
	<u>\$ 9,035</u>				
WADENA COUNTY		YES	YES		
CFDA 83.534	\$ 4,000				
WASECA COUNTY		YES	YES		
CFDA 20.703	\$ 1,250				
CFDA 83.534	5,982				
	<u>\$ 7,232</u>				
WASHINGTON COUNTY		YES	YES	YES	
CFDA 16.579	\$ 85,000				
CFDA 83.516	3,073				
CFDA 83.534	28,885				
	<u>\$ 116,958</u>				
WATONWAN COUNTY		YES	YES		
CFDA 83.534	\$ 4,136				
WHITE EARTH RESERVATION		YES	YES	YES	
CFDA 83.516	\$ 57,858				
WILKIN COUNTY		YES	YES		
CFDA 83.534	\$ 4,000				
WINONA COUNTY		YES	YES	YES	
CFDA 83.534	\$ 7,593				
WRIGHT COUNTY		YES	YES		
CFDA 16.579	\$ 49,000				
CFDA 83.534	12,287				
	<u>\$ 61,287</u>				
YELLOW MEDICINE COUNTY		YES	YES	YES	
CFDA 83.516	\$ 6,356				
CFDA 83.523	2,545				
CFDA 83.534	1,250				
	<u>\$ 10,151</u>				
MN - DEPARTMENT OF PUBLIC SERVICE					
AITKIN COUNTY		YES	YES	YES	
CFDA 81.041	\$ 50,000				

STATE OF MINNESOTA
OFFICE OF THE STATE AUDITOR
STATEWIDE SINGLE AUDIT
SUMMARY OF FEDERAL GRANT REVENUE
BY ADMINISTERING AGENCY
FOR THE YEAR ENDED JUNE 30, 1997

ADMINISTERING AGENCY ENTITY CFDA NUMBER	TOTAL	AUDIT REPORT ACCEPTABLE	CROSSCUTTING FINDINGS NONFEDERAL	FINDINGS FEDERAL	GRANT NONCOMPLIANCE
MN - DEPARTMENT OF PUBLIC SERVICE					
CITY OF DULUTH CFDA 81.041 \$	10,958	YES	YES		
ISD 0196 ROSEMOUNT CFDA 81.079 \$	2,881	YES	YES		
ISD 0272 EDEN PRAIRIE CFDA 81.041 \$	1,968	YES	YES		
LE SUEUR COUNTY CFDA 81.041 \$	45,000	YES	YES		
SUSTAINABLE RESOURCES CENTER CFDA 81.041 \$	97,771	YES	YES	YES	
MN - DEPARTMENT OF TRADE AND ECONOMIC DEVELOPMENT					
BENTON COUNTY CFDA 14.228 \$	100,000	YES	YES		
CITY OF APPLETON CFDA 14.228 \$	70,434	YES	YES	YES	
CITY OF ARGYLE CFDA 14.228 \$	522,688	YES	YES	YES	
CITY OF BAGLEY CFDA 14.228 \$	175,000	YES			
CITY OF BALATON CFDA 14.228 \$	574,230	YES	YES	YES	
CITY OF BEMIDJI CFDA 14.228 \$	329,894	YES			
CITY OF BENSON CFDA 14.228 \$	500,000	YES	YES		
CITY OF BLACKDUCK CFDA 14.228 \$	158,104	YES	YES	YES	
CITY OF BRAINERD CFDA 14.228 \$	10,412	YES			
CITY OF BROOK PARK CFDA 14.228 \$	107,557	YES	YES	YES	
CITY OF BROOTEN CFDA 14.228 \$	202,630	YES	YES	YES	
CITY OF CALEDONIA CFDA 14.228 \$	123,659	YES	YES		

STATE OF MINNESOTA
OFFICE OF THE STATE AUDITOR
STATEWIDE SINGLE AUDIT
SUMMARY OF FEDERAL GRANT REVENUE
BY ADMINISTERING AGENCY
FOR THE YEAR ENDED JUNE 30, 1997

ADMINISTERING AGENCY ENTITY CFDA NUMBER	TOTAL	AUDIT REPORT ACCEPTABLE	CROSSCUTTING FINDINGS NONFEDERAL	FINDINGS FEDERAL	GRANT NONCOMPLIANCE
MN - DEPARTMENT OF TRADE AND ECONOMIC DEVELOPMENT					
CITY OF CASS LAKE CFDA 14.228	\$ 296,346	YES	YES	YES	
	\$ 296,346				
CITY OF CLEAR LAKE CFDA 14.228	\$ 71,780	YES	YES	YES	
CITY OF COLOGNE CFDA 14.228	\$ 60,733	YES	YES	YES	
CITY OF DETROIT LAKES CFDA 14.228	\$ 155,284	YES			YES
CFDA 66.458	\$ 3,151,288				YES
	\$ 3,306,572				
CITY OF EAST GRAND FORKS CFDA 14.228	\$ 181,011	YES			
CITY OF FARIBAULT CFDA 14.228	\$ 165,037	YES	YES		
CITY OF FERGUS FALLS CFDA 14.228	\$ 600,000	YES	YES	YES	
CITY OF FRAZEE CFDA 14.228	\$ 295,130	YES	YES	YES	
CITY OF FROST CFDA 14.228	\$ 261,799	YES	YES		
CITY OF GLYNDON CFDA 14.228	\$ 56,770	YES	YES	YES	
CITY OF GREENBUSH CFDA 14.228	\$ 336,260	YES			
CITY OF GRYGLA CFDA 14.228	\$ 66,025	YES	YES	YES	
CITY OF HAWLEY CFDA 14.228	\$ 169,739	YES	YES	YES	
CITY OF HIBBING CFDA 14.228	\$ 23,253	YES	YES	YES	
CITY OF HOWARD LAKE CFDA 14.228	\$ 178,406	YES	YES	YES	
CITY OF IVANHOE CFDA 14.228	\$ 309,954	YES	YES	YES	
CITY OF KELLOGG CFDA 14.228	\$ 524,586	YES	YES	YES	

STATE OF MINNESOTA
OFFICE OF THE STATE AUDITOR
STATEWIDE SINGLE AUDIT
SUMMARY OF FEDERAL GRANT REVENUE
BY ADMINISTERING AGENCY
FOR THE YEAR ENDED JUNE 30, 1997

ADMINISTERING AGENCY ENTITY CFDA NUMBER	TOTAL	AUDIT REPORT ACCEPTABLE	CROSSCUTTING FINDINGS NONFEDERAL	FINDINGS FEDERAL	GRANT NONCOMPLIANCE
MN - DEPARTMENT OF TRADE AND ECONOMIC DEVELOPMENT					
CITY OF LAKE PARK CFDA 14.228	\$ 586,802	YES	YES	YES	
	\$ 586,802				
CITY OF LAKEFIELD CFDA 14.228	\$ 277,647	YES			
CITY OF LISMORE CFDA 14.228	\$ 161,209	YES	YES	YES	
CITY OF MABEL CFDA 14.228	\$ 298,219	YES	YES	YES	
CITY OF MAHNOMEN CFDA 14.228	\$ 498,871	YES	YES	YES	
CITY OF MARSHALL CFDA 14.228	\$ 80,000	YES	YES	YES	
CITY OF MENAUGA CFDA 14.228	\$ 103,964	YES	YES	YES	
CITY OF MONTROSE CFDA 14.228	\$ 334,540	YES	YES	YES	
CITY OF NEW ULM CFDA 14.228	\$ 47,111	YES			
CITY OF NEWFOLDEN CFDA 14.228	\$ 162,854	YES			
CITY OF OLIVIA CFDA 14.228	\$ 250,000	YES	YES	YES	
CITY OF OSAKIS CFDA 14.228	\$ 956,296	YES	YES	YES	
CITY OF PARK RAPIDS CFDA 14.228	\$ 276,252	YES	YES	YES	
CFDA 66.458	2,678,371				
	\$ 2,954,623				
CITY OF PARKERS PRAIRIE CFDA 14.228	\$ 253,153	YES	YES	YES	
CITY OF PERHAM CFDA 14.228	\$ 38,382	YES	YES	YES	
CITY OF PLUMMER CFDA 14.228	\$ 164,259	YES	YES	YES	
CITY OF ROSEAU CFDA 14.228	\$ 343,353	YES			

STATE OF MINNESOTA
OFFICE OF THE STATE AUDITOR
STATEWIDE SINGLE AUDIT
SUMMARY OF FEDERAL GRANT REVENUE
BY ADMINISTERING AGENCY
FOR THE YEAR ENDED JUNE 30, 1997

ADMINISTERING AGENCY ENTITY CFDA NUMBER	TOTAL	AUDIT REPORT ACCEPTABLE	CROSSCUTTING FINDINGS NONFEDERAL	FINDINGS FEDERAL	GRANT NONCOMPLIANCE
MN - DEPARTMENT OF TRADE AND ECONOMIC DEVELOPMENT					
CITY OF RUSHFORD [V] CFDA 14.228 \$	544,250	YES	YES	YES	
	\$ 544,250				
CITY OF SAUK CENTRE CFDA 14.228 \$	73,439	YES	YES	YES	
CFDA 66.458	793,157				
	\$ 866,596				
CITY OF SPRING GROVE CFDA 14.228 \$	270,879	YES	YES	YES	
CITY OF TRUMAN CFDA 14.228 \$	56,513	YES	YES	YES	
CITY OF WELCOME CFDA 14.228 \$	257,961	YES	YES	YES	
CITY OF WINONA CFDA 14.228 \$	18,369	YES			
GRANT COUNTY CFDA 14.228 \$	78,409	YES	YES		
INTER-COUNTY COMMUNITY COUNCIL CFDA 14.228 \$	77,574	YES	YES	YES	
LAKE OF THE WOODS COUNTY CFDA 14.228 \$	130,754	YES	YES	YES	
LE SUEUR COUNTY CFDA 14.228 \$	293,592	YES	YES		
MARTIN COUNTY CFDA 14.228 \$	64,819	YES			
MN VALLEY ACTION COUNCIL CFDA 14.228 \$	340,004	YES			
MOWER COUNTY CFDA 14.228 \$	151,890	YES	YES	YES	
CFDA 66.458	47,795				YES
	\$ 199,685				
NORMAN COUNTY CFDA 14.228 \$	11,056	YES	YES		YES
NW REG DEVELOP COMM CFDA 14.228 \$	100	YES			
OTTER TAIL COUNTY CFDA 14.228 \$	108,701	YES	YES		

STATE OF MINNESOTA
OFFICE OF THE STATE AUDITOR
STATEWIDE SINGLE AUDIT
SUMMARY OF FEDERAL GRANT REVENUE
BY ADMINISTERING AGENCY
FOR THE YEAR ENDED JUNE 30, 1997

ADMINISTERING AGENCY ENTITY CFDA NUMBER	TOTAL	AUDIT REPORT ACCEPTABLE	CROSSCUTTING NONFEDERAL	FINDINGS FEDERAL	GRANT NONCOMPLIANCE
MN - DEPARTMENT OF TRADE AND ECONOMIC DEVELOPMENT					
PINE COUNTY		YES	YES		
CFDA 14.228	\$ 39,928				
	\$ 39,928				
RICE COUNTY		YES	YES		
CFDA 14.228	\$ 278,323				
STEARNS COUNTY		YES	YES		
CFDA 14.228	\$ 116,412				
SW REG DEVELOP COMM		YES			
CFDA 14.228	\$ 1,259,554				
TRI-COUNTY ACTION PROGRAMS		YES	YES	YES	
CFDA 14.228	\$ 377,249				
UPPER MN VALLEY REG DEVELOP COMM		YES			
CFDA 14.228	\$ 71,969				
MN - DEPARTMENT OF TRANSPORTATION					
ARROWHEAD ECON OPPORTUNITY AGENCY		YES			
CFDA 20.500	\$ 323,762				
BELTRAMI COUNTY		YES	YES		YES
CFDA 20.509	\$ 93,188				
CARLTON COUNTY		YES	YES	YES	
CFDA 20.600	\$ 20,337				
CARVER COUNTY		YES	YES	YES	
CFDA 20.509	\$ 63,070				
CHISAGO COUNTY		YES	YES		
CFDA 20.205	\$ 123,237				
CFDA 20.509	\$ 19,011				
	\$ 142,248				
CITY OF ALEXANDRIA		YES	YES	YES	
CFDA 20.106	\$ 51,607				
CITY OF APPLETON		YES	YES	YES	
CFDA 20.509	\$ 6,069				
CITY OF BEMIDJI		YES			
CFDA 20.106	\$ 745,783				
CFDA 20.509	\$ 20,630				
	\$ 766,413				

STATE OF MINNESOTA
OFFICE OF THE STATE AUDITOR
STATEWIDE SINGLE AUDIT
SUMMARY OF FEDERAL GRANT REVENUE
BY ADMINISTERING AGENCY
FOR THE YEAR ENDED JUNE 30, 1997

ADMINISTERING AGENCY ENTITY CFDA NUMBER	TOTAL	AUDIT REPORT ACCEPTABLE	CROSSCUTTING NONFEDERAL	FINDINGS FEDERAL	GRANT NONCOMPLIANCE
MN - DEPARTMENT OF TRANSPORTATION					
CITY OF BENSON		YES	YES		
CFDA 20.509	\$ 20,015				
CITY OF BLOOMINGTON		YES			
CFDA 20.205	\$ 340,054				
CITY OF BRAINERD		YES			
CFDA 20.106	\$ 745,469				
CFDA 20.509	29,505				
	\$ 774,974				
CITY OF BURNSVILLE		YES			
CFDA 20.205	\$ 21,650				
CITY OF CLOQUET		YES	YES		
CFDA 20.509	\$ 13,541				
CITY OF DULUTH		YES	YES		
CFDA 20.205	\$ 787,053				
CFDA 20.106	772,532				
CFDA 20.509	3,529				
	\$ 1,563,114				
CITY OF EAST GRAND FORKS		YES			
CFDA 20.205	\$ 89,848				
CITY OF FARIBAULT		YES	YES		
CFDA 20.509	\$ 27,318				
CITY OF HIBBING		YES	YES	YES	
CFDA 20.509	\$ 69,790				YES
CITY OF HUTCHINSON		YES	YES		
CFDA 20.106	\$ 14,657				
CFDA 20.509	29,867				
	\$ 44,524				
CITY OF INTERNATIONAL FALLS		YES			
CFDA 20.106	\$ 2,040,586				
CITY OF LE SUEUR		YES	YES	YES	
CFDA 20.509	\$ 25,413				
CFDA 83.516	12,752				
	\$ 38,165				
CITY OF MANKATO		YES	YES		
CFDA 20.106	\$ 71,516				
CFDA 20.505	16,000				
CFDA 20.509	161,630				
	\$ 249,146				

STATE OF MINNESOTA
OFFICE OF THE STATE AUDITOR
STATEWIDE SINGLE AUDIT
SUMMARY OF FEDERAL GRANT REVENUE
BY ADMINISTERING AGENCY
FOR THE YEAR ENDED JUNE 30, 1997

ADMINISTERING AGENCY ENTITY	CFDA NUMBER	TOTAL	AUDIT REPORT ACCEPTABLE	CROSSCUTTING NONFEDERAL	FINDINGS FEDERAL	GRANT NONCOMPLIANCE
MN - DEPARTMENT OF TRANSPORTATION						
CITY OF MARSHALL			YES	YES	YES	
CFDA	20.106	\$ 903,653				
CFDA	20.509	17,587				
		\$ 921,240				
CITY OF MORRIS			YES			
CFDA	20.509	\$ 32,141				
CITY OF OWATONNA			YES	YES		
CFDA	20.106	\$ 2,682,045				
CITY OF RED WING			YES			
CFDA	20.509	\$ 32,601				
CITY OF RICHFIELD			YES	YES		
CFDA	20.205	\$ 564,739				
CITY OF ROCHESTER			YES			
CFDA	20.106	\$ 617,044				
CITY OF ST PETER			YES	YES	YES	
CFDA	20.509	\$ 21,815				
CITY OF WINONA			YES			
CFDA	20.509	\$ 41,368				
CLAY COUNTY			YES	YES		
CFDA	20.505	\$ 4,000				
CFDA	20.509	18,000				
		\$ 22,000				
CLEARWATER COUNTY			YES	YES		
CFDA	20.509	\$ 23,008				
COTTONWOOD COUNTY			YES	YES		
CFDA	20.509	\$ 46,579				
DOUGLAS COUNTY			YES	YES		
CFDA	20.205	\$ 241,130				
EAST CENTRAL REG DEVELOP COMM			YES	YES		
CFDA	20.514	\$ 2,200				
FILLMORE COUNTY			YES	YES	YES	
CFDA	20.205	\$ 146,545				
HENNEPIN COUNTY			YES			
CFDA	20.205	\$ 13,851,722				
HUBBARD COUNTY			YES	YES	YES	
CFDA	20.500	\$ 2,441				
CFDA	20.509	26,524				
		\$ 28,965				

STATE OF MINNESOTA
OFFICE OF THE STATE AUDITOR
STATEWIDE SINGLE AUDIT
SUMMARY OF FEDERAL GRANT REVENUE
BY ADMINISTERING AGENCY
FOR THE YEAR ENDED JUNE 30, 1997

ADMINISTERING AGENCY ENTITY CFDA NUMBER	TOTAL	AUDIT REPORT ACCEPTABLE	CROSSCUTTING FINDINGS NONFEDERAL	FEDERAL	GRANT NONCOMPLIANCE
MN - DEPARTMENT OF TRANSPORTATION					
ISANTI COUNTY		YES	YES		
CFDA 20.505	\$ 3,988				
CFDA 20.509	23,613				
	\$ 27,601				
LAKE OF THE WOODS COUNTY		YES	YES	YES	
CFDA 20.500	\$ 32,988				
CFDA 20.509	6,546				
	\$ 39,534				
LINCOLN COUNTY		YES	YES		
CFDA 20.509	\$ 23,183				
MAHNOMEN COUNTY		YES	YES		
CFDA 20.509	\$ 16,412				
MAHUBE COMMUNITY COUNCIL		YES			
CFDA 20.509	\$ 33,784				
METRO AIRPORTS COMMISSION		YES			
CFDA 20.106	\$ 29,891,312				
METROPOLITAN COUNCIL		YES	YES		
CFDA 20.106	\$ 26,583				
CFDA 20.205	1,484,476				
CFDA 20.505	506,800				
	\$ 2,017,859				
MORRISON COUNTY		YES	YES		
CFDA 20.205	\$ 114,688				
MURRAY COUNTY		YES	YES		
CFDA 20.509	\$ 10,139				
NICOLLET COUNTY		YES	YES	YES	
CFDA 20.205	\$ 199,028				
OLMSTED COUNTY		YES	YES	YES	
CFDA 20.205	\$ 270,075				
CFDA 20.505	23,175				
	\$ 293,250				
POPE COUNTY		YES	YES		
CFDA 20.205	\$ 502,723				
RAINBOW RIDER		YES	YES		
CFDA 20.505	\$ 6,853				
CFDA 20.509	96,250				
	\$ 103,103				

STATE OF MINNESOTA
OFFICE OF THE STATE AUDITOR
STATEWIDE SINGLE AUDIT
SUMMARY OF FEDERAL GRANT REVENUE
BY ADMINISTERING AGENCY
FOR THE YEAR ENDED JUNE 30, 1997

ADMINISTERING AGENCY ENTITY CFDA NUMBER	TOTAL	AUDIT REPORT ACCEPTABLE	CROSSCUTTING FINDINGS NONFEDERAL	FINDINGS FEDERAL	GRANT NONCOMPLIANCE
MN - DEPARTMENT OF TRANSPORTATION					
RENVILLE COUNTY		YES	YES		
CFDA 20.205	\$ 270,580				
	\$ 270,580				
ROCK COUNTY		YES	YES	YES	
CFDA 20.509	\$ 33,670				
ROSEAU COUNTY		YES	YES		
CFDA 20.509	\$ 9,750				
SCOTT COUNTY		YES	YES	YES	
CFDA 20.205	\$ 267,814				
CFDA 20.509	71,600				
	\$ 339,414				
SHERBURNE COUNTY		YES	YES		
CFDA 20.509	\$ 9,060				
SIBLEY COUNTY		YES	YES		
CFDA 20.205	\$ 8,066				
STEARNS COUNTY		YES	YES		
CFDA 20.205	\$ 1,339,989				
SW REG DEVELOP COMM		YES			
CFDA 20.500	\$ 3,071				
TRI-COUNTY ACTION PROGRAMS		YES	YES	YES	
CFDA 20.507	\$ 38,417				
TRI-VALLEY OPPORTUNITY COUNCIL INC		YES			
CFDA 20.509	\$ 117,851				
UPPER MN VALLEY REG DEVELOP COMM		YES			
CFDA 20.500	\$ 2,814				
WASHINGTON COUNTY		YES	YES	YES	
CFDA 20.205	\$ 22,481				
WESTERN COMMUNITY ACTION INC		YES			
CFDA 20.509	\$ 211,147				
MN - DEPT OF WATER AND SOIL RESOURCES					
STEVENS COUNTY		YES	YES		
CFDA 66.433	\$ 1,381				

STATE OF MINNESOTA
OFFICE OF THE STATE AUDITOR
STATEWIDE SINGLE AUDIT
SUMMARY OF FEDERAL GRANT REVENUE
BY ADMINISTERING AGENCY
FOR THE YEAR ENDED JUNE 30, 1997

ADMINISTERING AGENCY ENTITY CFDA NUMBER	TOTAL	AUDIT REPORT ACCEPTABLE	CROSSCUTTING FINDINGS NONFEDERAL	FINDINGS FEDERAL	GRANT NONCOMPLIANCE
MN - HIGHER EDUCATION COORDINATING BOARD					
CITY OF DULUTH CFDA 14.900	\$ 192,592	YES	YES		
	\$ 192,592				
MN - HISTORICAL SOCIETY					
CITY OF FARIBAULT CFDA 15.904	\$ 10,985	YES	YES		
MN - HOUSING FINANCE AGENCY					
ALLINA HEALTH SYSTEMS CFDA 14.241	\$ 120,000	YES			
CITY OF ST PAUL CFDA 14.900	\$ 259,357	YES	YES		
HEARTLAND COMMUNITY ACTION AGENCY CFDA 14.239	\$ 354,463	YES			
MN VALLEY ACTION COUNCIL CFDA 14.239	\$ 269,194	YES			
OLMSTED COUNTY CFDA 14.238	\$ 27,199	YES	YES	YES	
TRI-VALLEY OPPORTUNITY COUNCIL INC CFDA 14.239	\$ 97,849	YES			
MN - POLLUTION CONTROL AGENCY					
BELTRAMI COUNTY CFDA 81.079	\$ 18,978	YES	YES		
CITY OF EAGAN CFDA 66.460	\$ 55,127	YES			
CITY OF FAIRFAX CFDA 83.534	\$ 49,500	YES	YES	YES	
CITY OF MOUNTAIN LAKE CFDA 66.460	\$ 25,100	YES	YES	YES	
COTTONWOOD COUNTY CFDA 66.458	\$ 244,323	YES	YES		
ISANTI COUNTY CFDA 66.435	\$ 2,125	YES	YES		

STATE OF MINNESOTA
OFFICE OF THE STATE AUDITOR
STATEWIDE SINGLE AUDIT
SUMMARY OF FEDERAL GRANT REVENUE
BY ADMINISTERING AGENCY
FOR THE YEAR ENDED JUNE 30, 1997

ADMINISTERING AGENCY ENTITY CFDA NUMBER	TOTAL	AUDIT REPORT ACCEPTABLE	CROSSCUTTING FINDINGS NONFEDERAL	FINDINGS FEDERAL	GRANT NONCOMPLIANCE
MN - PUBLIC FACILITIES AUTHORITY					
CITY OF FAIRFAX		YES	YES	YES	
CFDA 66.458	\$ 628,576				
	\$ 628,576				
MN - STATE ARTS BOARD					
CITY OF MINNEAPOLIS		YES	YES	YES	
CFDA 45.024	\$ 908				
ISD 0152 MOORHEAD		YES	YES		
CFDA 45.024	\$ 744				
ISD 0595 EAST GRAND FORKS		YES	YES		
CFDA 45.024	\$ 1,054				
ISD 2142 ST LOUIS COUNTY		YES	YES		
CFDA 45.024	\$ 2,420				
ISD 2853 LAC QUI PARLE VALLEY		YES	YES	YES	
CFDA 45.024	\$ 6,632				
SSD 1 MINNEAPOLIS		YES	YES		
CFDA 45.024	\$ 17,748				
MN - STATE COLLEGES AND UNIVERSITIES					
CITY OF ST PAUL		YES	YES		
CFDA 17.250	\$ 23,839				
DOUGLAS COUNTY		YES	YES		
CFDA 84.048	\$ 15,467				
INTERMEDIATE SCHOOL DISTRICT 287		YES			
CFDA 17.250	\$ 62,479				
CFDA 84.243	\$ 51,832				
	\$ 114,311				
ISD 0011 ANOKA-HENNEPIN		YES			
CFDA 84.048	\$ 26,878				
NE METRO INTERDISTRICT NO 916		YES			
CFDA 84.243	\$ 80,097				
MN CENTER FOR THE ARTS					
SSD_1 MINNEAPOLIS		YES	YES		
CFDA 45.024	\$ 83,839				

STATE OF MINNESOTA
OFFICE OF THE STATE AUDITOR
STATEWIDE SINGLE AUDIT
SUMMARY OF FEDERAL GRANT REVENUE
BY ADMINISTERING AGENCY
FOR THE YEAR ENDED JUNE 30, 1997

ADMINISTERING AGENCY ENTITY CFDA NUMBER	TOTAL	AUDIT REPORT ACCEPTABLE	CROSSCUTTING FINDINGS NONFEDERAL	FINDINGS FEDERAL	GRANT NONCOMPLIANCE
MN CHIPPEWA TRIBE					
BOISE FORTE RES BUS COMM CFDA 93.045 \$	10,991	YES			
	\$ 10,991				
FOND DU LAC RESERVATION CFDA 15.142 \$	44,639	YES	YES	YES	
GRAND PORTAGE RESERVATION CFDA 93.045 \$	23,967	YES			
ISD 0031 BEMIDJI CFDA 15.130 \$	51,619	YES	YES	YES	
ISD 0625 ST PAUL CFDA 15.130 \$	30,792	YES	YES	YES	
ISD 0701 HIBBING CFDA 15.130 \$	2,543	YES			
SSD 1 MINNEAPOLIS CFDA 15.130 \$	101,698	YES	YES		
WHITE EARTH RESERVATION CFDA 11.302 \$	9,750	YES	YES	YES	
CFDA 93.045	94,241				
	\$ 103,991				
MN HOUSING PARTNERSHIP					
THREE RIVERS COMM ACT PROG CFDA 14.235 \$	13,069	YES			
CFDA 14.239	7,135				
	\$ 20,204				
MN RIVER VALLEY ED DISTRICT					
ISD 2853 LAC QUI PARLE VALLEY CFDA 84.027 \$	53,391	YES	YES	YES	
SW MN PIC CFDA 84.048 \$	27,367	YES			
MN RIVER VALLEY SPEC ED COOP					
CARVER-SCOTT EDUCATIONAL COOP CFDA 84.027 \$	14,699	YES	YES	YES	

STATE OF MINNESOTA
OFFICE OF THE STATE AUDITOR
STATEWIDE SINGLE AUDIT
SUMMARY OF FEDERAL GRANT REVENUE
BY ADMINISTERING AGENCY
FOR THE YEAR ENDED JUNE 30, 1997

ADMINISTERING AGENCY ENTITY CFDA NUMBER	TOTAL	AUDIT REPORT ACCEPTABLE	CROSSCUTTING FINDINGS NONFEDERAL	FINDINGS FEDERAL	GRANT NONCOMPLIANCE
MN RIVER VALLEY SPEC ED COOP					
CARVER-SCOTT EDUCATIONAL COOP CFDA 84.181	\$ 57,616	YES	YES	YES	
	\$ 72,315				
ISD 0720 SHAKOPEE CFDA 84.024	\$ 34,944	YES			
CFDA 84.027	150,772				
	\$ 185,716				
MN STATE BD OF VO TECHS					
SW MN PIC CFDA 17.250	\$ 58,513	YES			
MN VALLEY COOPERATIVE					
PILOT ENHANCED PAIRED DISTRICT 3001 CFDA 84.027	\$ 65,198	YES	YES		
NE METRO INTERDISTRICT NO 916					
ISD 0624 WHITE BEAR LAKE CFDA 84.048	\$ 19,995	YES	YES		
ISD 0831 FOREST LAKE CFDA 84.029	\$ 15,948	YES	YES		
ISD 2144 CHISAGO LAKES CFDA 84.048	\$ 12,971	YES	YES	YES	
NE MN OFFICE OF JOB TRAINING					
ARROWHEAD ECON OPPORTUNITY AGENCY CFDA 17.250	\$ 666,098	YES			
NICOLLET COUNTY					
MN VALLEY ACTION COUNCIL CFDA 10.561	\$ 6,418	YES			
CFDA 93.561	36,979				
	\$ 43,397				

STATE OF MINNESOTA
OFFICE OF THE STATE AUDITOR
STATEWIDE SINGLE AUDIT
SUMMARY OF FEDERAL GRANT REVENUE
BY ADMINISTERING AGENCY
FOR THE YEAR ENDED JUNE 30, 1997

ADMINISTERING AGENCY ENTITY CFDA NUMBER	TOTAL	AUDIT REPORT ACCEPTABLE	CROSSCUTTING FINDINGS NONFEDERAL	FEDERAL	GRANT NONCOMPLIANCE
NORTH COUNTRY CHS					
BELTRAMI COUNTY		YES	YES		
CFDA 10.557 \$	105,526				
CFDA 93.268	21,094				
CFDA 93.994	33,665				
	<u>\$ 160,285</u>				
CLEARWATER COUNTY		YES	YES		
CFDA 93.268 \$	10,480				
	<u>10,480</u>				
NORTH COUNTRY VOCATIONAL CENTER					
ISD 0031 BEMIDJI		YES	YES	YES	
CFDA 84.048 \$	17,198				
	<u>17,198</u>				
ISD 0032 BLACKDUCK		YES	YES	YES	
CFDA 84.048 \$	1,894				
	<u>1,894</u>				
ISD 0038 RED LAKE		YES	YES		
CFDA 84.048 \$	1,092				
CFDA 84.186	4,350				
	<u>\$ 5,442</u>				
ISD 0113 WALKER-AKELEY		YES			
CFDA 84.048 \$	750				
	<u>750</u>				
ISD 0115 CASS LAKE		YES	YES	YES	
CFDA 84.048 \$	100,510				
	<u>100,510</u>				
NORTH DAKOTA-DEPT OF EDUCATION					
ISD 0129 MONTEVIDEO		YES			
CFDA 10.559 \$	8,008				
	<u>8,008</u>				
MIGRANT HEALTH SERVICES		YES	YES	YES	
CFDA 84.011 \$	11,309				
	<u>11,309</u>				
TRI-VALLEY OPPORTUNITY COUNCIL INC		YES			
CFDA 84.011 \$	90,948				
	<u>90,948</u>				
NORTH DAKOTA-DEPT OF HUMAN SERVICES					
CLAY-WILKIN OPPORTUNITY COUNCIL		YES			
CFDA 84.181 \$	1,500				
CFDA 93.630	9,181				
	<u>10,681</u>				
-	<u>\$ 10,681</u>				

STATE OF MINNESOTA
OFFICE OF THE STATE AUDITOR
STATEWIDE SINGLE AUDIT
SUMMARY OF FEDERAL GRANT REVENUE
BY ADMINISTERING AGENCY
FOR THE YEAR ENDED JUNE 30, 1997

ADMINISTERING AGENCY ENTITY CFDA NUMBER	TOTAL	AUDIT REPORT ACCEPTABLE	CROSSCUTTING FINDINGS NONFEDERAL	FINDINGS FEDERAL	GRANT NONCOMPLIANCE
NORTH DAKOTA-DEPT OF HUMAN SERVICES					
RAPE AND ABUSE CRISIS CENTER		YES	YES	YES	
CFDA 16.540 \$	5,880				
CFDA 16.575	63,672				
CFDA 16.588	22,813				
CFDA 93.991	6,781				
	<u>\$ 99,146</u>				
TRI-VALLEY OPPORTUNITY COUNCIL INC		YES			
CFDA 93.575 \$	123,848				
	<u>123,848</u>				
NW PRIVATE INDUSTRY COUNCIL					
INTER-COUNTY COMMUNITY COUNCIL		YES	YES	YES	
CFDA 17.250 \$	240,441				
	<u>240,441</u>				
NW REG DEVELOP COMM					
KITTSOON COUNTY		YES	YES		
CFDA 93.044 \$	3,104				
LUTHERAN SOCIAL SERVICE OF MN		YES			
CFDA 10.570 \$	128,865				
CFDA 93.045	221,925				
	<u>\$ 350,790</u>				
NW COMM ACTION INC		YES			
CFDA 93.046 \$	5,505				
	<u>5,505</u>				
PENNINGTON COUNTY		YES	YES		
CFDA 93.044 \$	9,000				
	<u>9,000</u>				
POLK COUNTY		YES	YES		
CFDA 93.043 \$	4,998				
	<u>4,998</u>				
TRI-VALLEY OPPORTUNITY COUNCIL INC		YES			
CFDA 93.044 \$	24,615				
CFDA 93.575	3,041				
	<u>\$ 27,656</u>				
	<u>27,656</u>				
PINE TO PRAIRIE VOCATIONAL CENTER					
ISD 0435 WAUBUN		YES	YES	YES	
CFDA 84.027 \$	7,633				
CFDA 84.048	3,847				
	<u>\$ 11,480</u>				
	<u>11,480</u>				

STATE OF MINNESOTA
OFFICE OF THE STATE AUDITOR
STATEWIDE SINGLE AUDIT
SUMMARY OF FEDERAL GRANT REVENUE
BY ADMINISTERING AGENCY
FOR THE YEAR ENDED JUNE 30, 1997

ADMINISTERING AGENCY ENTITY CFDA NUMBER	TOTAL	AUDIT REPORT ACCEPTABLE	CROSSCUTTING FINDINGS NONFEDERAL	FEDERAL	GRANT NONCOMPLIANCE
PLANNED PARENTHOOD OF MINNESOTA					
SEMCAC INC		YES	YES	YES	
CFDA 93.260	\$ 71,860				
	\$ 71,860				
TRI-COUNTY ACTION PROGRAMS					
CFDA 93.217	\$ 209,957	YES	YES	YES	
CFDA 93.778	5,405				
	\$ 215,362				
PRIVATE INDUSTRY COUNCIL FIVE					
ISD 0876 ANNANDALE		YES	YES	YES	
CFDA 17.250	\$ 18,458				
QUIN COUNTY COMM HEALTH SERVICE					
INTER-COUNTY NURSING SERVICE					
CFDA 93.268	\$ 37,953	YES	YES		
CFDA 93.988	1,041				
CFDA 93.994	17,494				
	\$ 56,488				
KITTSOON COUNTY					
CFDA 93.268	\$ 4,804	YES	YES		
CFDA 93.994	3,641				
	\$ 8,445				
RAMSEY COUNTY					
CITY OF ST PAUL					
CFDA 14.218	\$ 291,062	YES	YES		
CFDA 14.239	50,000				
CFDA 83.534	34,170				
CFDA 93.561	1,216,533				
	\$ 1,591,765				
FACE TO FACE HEALTH SERVICE					
CFDA 93.959	\$ 330	YES	YES	YES	
ISD 0621 MOUNDS VIEW					
CFDA 93.045	\$ 32,952	YES			
ISD 0622 NORTH ST PAUL-MAPLEWOOD					
CFDA 93.561	\$ 31,049	YES	YES		

STATE OF MINNESOTA
OFFICE OF THE STATE AUDITOR
STATEWIDE SINGLE AUDIT
SUMMARY OF FEDERAL GRANT REVENUE
BY ADMINISTERING AGENCY
FOR THE YEAR ENDED JUNE 30, 1997

ADMINISTERING AGENCY ENTITY CFDA NUMBER	TOTAL	AUDIT REPORT ACCEPTABLE	CROSSCUTTING FINDINGS NONFEDERAL	FEDERAL	GRANT NONCOMPLIANCE
RAMSEY COUNTY					
ISD 0623 ROSEVILLE CFDA 17.250 \$	8,500	YES	YES		
	\$ 8,500				
ISD 0624 WHITE BEAR LAKE CFDA 10.570 \$	13,368	YES	YES		
LUTHERAN SOCIAL SERVICE OF MN CFDA 14.218 \$	4,279	YES			
NE METRO INTERDISTRICT NO 916 CFDA 17.250 \$	9,592	YES			
RESOURCE INC CFDA 14.218 \$	9,000	YES			
ST PAUL REHAB CENTER CFDA 93.561 \$	1,333,883	YES			
RED LAKE COUNTY					
INTER-COUNTY COMMUNITY COUNCIL CFDA 83.523 \$	2,420	YES	YES	YES	
REGION 5 DEVELOP COMM					
CASS COUNTY CFDA 93.044 \$	25,000	YES	YES	YES	YES
CROW WING COUNTY CFDA 93.043 \$	808	YES	YES		
CFDA 93.044	40,060				
	\$ 40,868				
MORRISON COUNTY CFDA 93.044 \$	25,000	YES	YES		
CFDA 93.046	796				
	\$ 25,796				
TODD COUNTY CFDA 93.044 \$	25,000	YES	YES		
WADENA COUNTY CFDA 93.044 \$	25,000	YES	YES		

STATE OF MINNESOTA
OFFICE OF THE STATE AUDITOR
STATEWIDE SINGLE AUDIT
SUMMARY OF FEDERAL GRANT REVENUE
BY ADMINISTERING AGENCY
FOR THE YEAR ENDED JUNE 30, 1997

ADMINISTERING AGENCY ENTITY CFDA NUMBER	TOTAL	AUDIT REPORT ACCEPTABLE	CROSSCUTTING FINDINGS NONFEDERAL	FEDERAL	GRANT NONCOMPLIANCE
REGION NINE DEVELOPMENT COMMISSION					
HEARTLAND COMMUNITY ACTION AGENCY		YES			
CFDA 14.228	\$ 4,613				
	\$ 4,613				
LUTHERAN SOCIAL SERVICE OF MN		YES			
CFDA 93.044	\$ 7,338				
MN VALLEY ACTION COUNCIL		YES			
CFDA 10.570	\$ 106,267				
CFDA 93.045	253,885				
	\$ 360,152				
REGION VIII NORTH WELFARE BOARD					
SW MN PIC		YES			
CFDA 10.561	\$ 114,480				
CFDA 93.561	332,561				
	\$ 447,041				
RENVILLE COUNTY					
HEARTLAND COMMUNITY ACTION AGENCY		YES			
CFDA 83.523	\$ 1,167				
RENVILLE COUNTY HRA					
HEARTLAND COMMUNITY ACTION AGENCY		YES			
CFDA 14.855	66,190				
CFDA 14.857	136,295				
	\$ 202,485				
RIVER BEND EDUCATION DISTRICT					
ISD 2365 GIBBON-FAIRFAX-WINTHROP		YES	YES	YES	
CFDA 84.027	\$ 11,395				
CFDA 84.048	2,835				
CFDA 84.158	1,140				
	\$ 15,370				

STATE OF MINNESOTA
OFFICE OF THE STATE AUDITOR
STATEWIDE SINGLE AUDIT
SUMMARY OF FEDERAL GRANT REVENUE
BY ADMINISTERING AGENCY
FOR THE YEAR ENDED JUNE 30, 1997

ADMINISTERING AGENCY ENTITY CFDA NUMBER	TOTAL	AUDIT REPORT ACCEPTABLE	CROSSCUTTING FINDINGS NONFEDERAL	FINDINGS FEDERAL	GRANT NONCOMPLIANCE
RIVER BEND SPECIAL ED COOP					
ISD 0088 NEW ULM		YES			
CFDA 84.276 \$	<u>13,275</u>				
	\$ <u>13,275</u>				
SE MN AREA AGY ON AGING					
CITY OF FARIBAULT		YES	YES		
CFDA 93.044 \$	<u>21,442</u>				
CITY OF WINONA		YES			
CFDA 93.044 \$	<u>22,627</u>				
SEMCAC INC		YES	YES	YES	
CFDA 93.044 \$	<u>93,145</u>				
CFDA 93.045	<u>634,198</u>				
	\$ <u>727,343</u>				
THREE RIVERS COMM ACT PROG		YES			
CFDA 93.044 \$	<u>5,626</u>				
CFDA 93.045	<u>47,427</u>				
	\$ <u>53,053</u>				
SIBLEY COUNTY					
MN VALLEY ACTION COUNCIL		YES			
CFDA 10.561 \$	<u>6,666</u>				
CFDA 93.561	<u>19,751</u>				
	\$ <u>26,417</u>				
SOUTH CENTRAL SERVICE COOP					
ISD 0088 NEW ULM		YES			
CFDA 84.281 \$	<u>6,524</u>				
SSSUO FOUNDATION INC					
SSD 1 MINNEAPOLIS		YES	YES		
CFDA 47.076 \$	<u>241,664</u>				

STATE OF MINNESOTA
OFFICE OF THE STATE AUDITOR
STATEWIDE SINGLE AUDIT
SUMMARY OF FEDERAL GRANT REVENUE
BY ADMINISTERING AGENCY
FOR THE YEAR ENDED JUNE 30, 1997

ADMINISTERING AGENCY ENTITY CFDA NUMBER	TOTAL	AUDIT REPORT ACCEPTABLE	CROSSCUTTING FINDINGS NONFEDERAL	FINDINGS FEDERAL	GRANT NONCOMPLIANCE
ST LOUIS COUNTY					
ARROWHEAD ECON OPPORTUNITY AGENCY		YES			
CFDA 10.561 \$	210,000				
CFDA 14.218	654,888				
CFDA 14.231	28,705				
CFDA 14.239	240,952				
CFDA 93.561	585,547				
	<u>\$ 1,720,092</u>				
CITY OF DULUTH		YES	YES		
CFDA 10.561 \$	140,606				
CFDA 14.218	2,408,266				
CFDA 14.231	100,727				
CFDA 14.239	446,186				
CFDA 83.534	4,533				
CFDA 93.561	210,385				
	<u>\$ 3,310,703</u>				
ISD 2142 ST LOUIS COUNTY		YES	YES		
CFDA 10.665 \$	130,869				
KOOTASCA COMM ACT CNCL		YES			
CFDA 14.239 \$	252,900				
	<u>\$ 252,900</u>				
ST PAUL REHAB CENTER					
ISD 0625 ST PAUL		YES	YES	YES	
CFDA 84.235 \$	80,642				
	<u>\$ 80,642</u>				
STEARNS COUNTY					
TRI-COUNTY ACTION PROGRAMS		YES	YES	YES	
CFDA 93.994 \$	9,596				
	<u>\$ 9,596</u>				
SW & WEST CENTRAL SERVICE COOP					
ISD 0129 MONTEVIDEO		YES			
CFDA 84.027 \$	8,000				
CFDA 84.173	2,500				
	<u>\$ 10,500</u>				
ISD 0345 NEW LONDON-SPICER		YES	YES	YES	
CFDA 84.027 \$	48,588				
	<u>\$ 48,588</u>				
ISD 0347 WILLMAR		YES	YES	YES	
CFDA 84.027 \$	124,983				
	<u>\$ 124,983</u>				

STATE OF MINNESOTA
OFFICE OF THE STATE AUDITOR
STATEWIDE SINGLE AUDIT
SUMMARY OF FEDERAL GRANT REVENUE
BY ADMINISTERING AGENCY
FOR THE YEAR ENDED JUNE 30, 1997

ADMINISTERING AGENCY ENTITY CFDA NUMBER	TOTAL	AUDIT REPORT ACCEPTABLE	CROSSCUTTING FINDINGS NONFEDERAL	FINDINGS FEDERAL	GRANT NONCOMPLIANCE
SW & WEST CENTRAL SERVICE COOP					
ISD 2184 LUVERNE CFDA 84.027	\$ 38,466	YES			
	\$ 38,466				
ISD 2190 YELLOW MEDICINE EAST CFDA 84.027	\$ 6,454	YES	YES	YES	
ISD 2364 BELGRADE-BROOTEN-ELROSA CFDA 84.027	\$ 30,000	YES	YES	YES	
ISD 2396 A.C.G.C. CFDA 84.027	\$ 25,188	YES	YES	YES	
ISD 2689 PIPESTONE-JASPER CFDA 84.027	\$ 30,584	YES	YES	YES	
CFDA 84.048	4,314				
	\$ 34,898				
ISD 2758 REDWOOD FALLS CFDA 84.027	\$ 49,482	YES	YES	YES	
SW MN HSG PARTNERSHIP					
HEARTLAND COMMUNITY ACTION AGENCY CFDA 14.169	\$ 4,439	YES			
WESTERN COMMUNITY ACTION INC CFDA 14.228	\$ 368,080	YES			
SW REG DEVELOP COMM					
MURRAY COUNTY CFDA 93.044	\$ 9,391	YES	YES		
PIPESTONE COUNTY CFDA 93.044	\$ 11,276	YES		YES	
REDWOOD COUNTY CFDA 93.044	\$ 10,000	YES	YES	YES	
WESTERN COMMUNITY ACTION INC CFDA 93.044	\$ 45,300	YES			
CFDA 93.045	414,346				
	\$ 459,646				

STATE OF MINNESOTA
OFFICE OF THE STATE AUDITOR
STATEWIDE SINGLE AUDIT
SUMMARY OF FEDERAL GRANT REVENUE
BY ADMINISTERING AGENCY
FOR THE YEAR ENDED JUNE 30, 1997

ADMINISTERING AGENCY ENTITY CFDA NUMBER	TOTAL	AUDIT REPORT ACCEPTABLE	CROSSCUTTING FINDINGS NONFEDERAL	FINDINGS FEDERAL	GRANT NONCOMPLIANCE
TOWN OF BURNS					
ANOKA COUNTY COMM ACTION PROG INC CFDA 14.219 \$	1,349	YES			
	<u>\$ 1,349</u>				
TOWN OF COLUMBUS					
ANOKA COUNTY COMM ACTION PROG INC CFDA 14.219 \$	1,119	YES			
	<u>\$ 1,119</u>				
TOWN OF LINWOOD					
ANOKA COUNTY COMM ACTION PROG INC CFDA 14.219 \$	1,103	YES			
	<u>\$ 1,103</u>				
TRI-VALLEY OPPORTUNITY COUNCIL INC					
MIGRANT HEALTH SERVICES CFDA 93.600 \$	27,159	YES	YES	YES	
	<u>27,159</u>				
U.S. - CORP FOR NATL AND COMM SERVICE					
ANOKA COUNTY CFDA 94.013 \$	28,599	YES	YES	YES	
	<u>28,599</u>				
ARROWHEAD ECON OPPORTUNITY AGENCY CFDA 94.002 \$	42,357	YES			
	<u>42,357</u>				
BIG STONE COUNTY CFDA 94.002 \$	34,790	YES	YES		
	<u>34,790</u>				
CROW WING COUNTY CFDA 94.002 \$	33,601	YES	YES		
	<u>33,601</u>				
FOND DU LAC RESERVATION CFDA 94.004 \$	39,896	YES	YES	YES	
	<u>39,896</u>				
HEARTLAND COMMUNITY ACTION AGENCY CFDA 94.002 \$	35,466	YES			
	<u>35,466</u>				
KOOTASCA COMM ACT CNCL CFDA 94.002 \$	63,596	YES			
	<u>63,596</u>				

STATE OF MINNESOTA
OFFICE OF THE STATE AUDITOR
STATEWIDE SINGLE AUDIT
SUMMARY OF FEDERAL GRANT REVENUE
BY ADMINISTERING AGENCY
FOR THE YEAR ENDED JUNE 30, 1997

ADMINISTERING AGENCY ENTITY	CFDA NUMBER	TOTAL	AUDIT REPORT ACCEPTABLE	CROSSCUTTING FINDINGS NONFEDERAL	FINDINGS FEDERAL	GRANT NONCOMPLIANCE
U.S. - CORP FOR NATL AND COMM SERVICE						
LUTHERAN SOCIAL SERVICE OF MN			YES			
CFDA	94.011	\$ 1,376,161				
CFDA	94.016	1,014,053				
		<u>\$ 2,390,214</u>				
MAHUBE COMMUNITY COUNCIL			YES			
CFDA	94.002	\$ 23,900				
MPLS PUBLIC HOUSING AUTH			YES	YES		
CFDA	94.013	\$ 117				
OTTERTAIL-WADENA COMM ACT CNCL			YES			
CFDA	94.002	\$ 59,562				
RED LAKE BAND OF CHIPPEWA INDIANS			YES	YES	YES	
CFDA	94.006	\$ 316,900				YES
SEMCAC INC			YES	YES	YES	
CFDA	94.002	\$ 64,881				
ST LOUIS COUNTY			YES	YES	YES	
CFDA	94.002	\$ 54,043				
U.S. - DEPARTMENT OF AGRICULTURE						
ARROWHEAD REG DEVELOP COMM			YES	YES		
CFDA	10.570	\$ 452,307				
BOISE FORTE RES BUS COMM			YES			
CFDA	10.557	\$ 94,617				
CFDA	10.570	113,132				
		<u>\$ 207,749</u>				
CATHOLIC CHARITIES -ST PAUL MPLS			YES			
CFDA	10.550	\$ 568				
CITY OF BLACKDUCK			YES	YES	YES	
CFDA	10.664	\$ 8,400				
CITY OF BROOK PARK			YES	YES	YES	
CFDA	10.760	\$ 45,171				
CITY OF CROMWELL			YES	YES		
CFDA	10.760	\$ 174,896				
CITY OF CROOKSTON			YES	YES	YES	
CFDA	10.766	\$ 201,522				
CFDA	10.768	788,000				
		<u>\$ 989,522</u>				

STATE OF MINNESOTA
OFFICE OF THE STATE AUDITOR
STATEWIDE SINGLE AUDIT
SUMMARY OF FEDERAL GRANT REVENUE
BY ADMINISTERING AGENCY
FOR THE YEAR ENDED JUNE 30, 1997

ADMINISTERING AGENCY ENTITY CFDA NUMBER	TOTAL	AUDIT REPORT ACCEPTABLE	CROSSCUTTING NONFEDERAL	FINDINGS FEDERAL	GRANT NONCOMPLIANCE
U.S. - DEPARTMENT OF AGRICULTURE					
CITY OF DETROIT LAKES CFDA 10.767	\$ 225,208	YES			
	\$ 225,208				
CITY OF ELGIN CFDA 10.760	\$ 321,390	YES	YES	YES	
CITY OF GRYGLA CFDA 10.766	\$ 141,280	YES	YES	YES	
CITY OF KELLOGG CFDA 10.769	\$ 450,000	YES	YES	YES	
CITY OF KIMBALL CFDA 10.760	\$ 98,470	YES	YES	YES	
CITY OF LAKEFIELD CFDA 10.768	\$ 288,173	YES			
CITY OF MENAHTA CFDA 10.760	\$ 258,488	YES	YES	YES	
CFDA 10.766	\$ 355,232				
	\$ 613,720				
CITY OF NEWFOLDEN CFDA 10.760	\$ 341,000	YES			
CITY OF OSAKIS CFDA 10.760	\$ 222,760	YES	YES	YES	
CITY OF PERHAM CFDA 10.767	\$ 545,833	YES	YES	YES	
CITY OF ROCHESTER CFDA 10.054	\$ 23,815	YES			
CITY OF STARBUCK CFDA 10.760	\$ 163,979	YES	YES	YES	
DODGE COUNTY CFDA 10.069	\$ 605	YES	YES	YES	
FILLMORE COUNTY CFDA 10.069	\$ 15,340	YES	YES	YES	
FOND DU LAC RESERVATION CFDA 10.567	\$ 92,763	YES	YES	YES	
CFDA 10.570	\$ 17,611				
	\$ 110,374				
GRAND PORTAGE RESERVATION CFDA 10.567	\$ 30,925	YES			

STATE OF MINNESOTA
OFFICE OF THE STATE AUDITOR
STATEWIDE SINGLE AUDIT
SUMMARY OF FEDERAL GRANT REVENUE
BY ADMINISTERING AGENCY
FOR THE YEAR ENDED JUNE 30, 1997

ADMINISTERING AGENCY ENTITY CFDA NUMBER	TOTAL	AUDIT REPORT ACCEPTABLE	CROSSCUTTING FINDINGS NONFEDERAL	FEDERAL	GRANT NONCOMPLIANCE
U.S. - DEPARTMENT OF AGRICULTURE					
ISD 0115 CASS LAKE CFDA 10.665	\$ 76,741	YES	YES	YES	
	\$ 76,741				
ISD 0118 REMER CFDA 10.665	\$ 109,201	YES	YES	YES	
ISD 0317 DEER RIVER CFDA 10.665	\$ 84,329	YES	YES	YES	
ITASCA COUNTY CFDA 10.665	\$ 89,937	YES	YES	YES	
KANDIYOHI COUNTY CFDA 10.069	\$ 50,034	YES	YES		
CFDA 10.550	174				
	\$ 50,208				
KOOCHICHING COUNTY CFDA 10.665	\$ 3,417	YES			
KOOTASCA COMM ACT CNCL CFDA 10.433	\$ 74,397	YES			
NW REG DEVELOP COMM CFDA 10.670	\$ 229	YES			
OLMSTED COUNTY CFDA 10.069	\$ 8,944	YES	YES	YES	
RAMSEY COUNTY CFDA 10.550	\$ 9,850	YES	YES	YES	
RED LAKE BAND OF CHIPPEWA INDIANS CFDA 10.557	\$ 155,583	YES	YES	YES	
CFDA 10.558	8,500				
	\$ 164,083				
SW & WEST CENTRAL SERVICE COOP CFDA 10.855	\$ 31,968	YES	YES		
SW REG DEVELOP COMM CFDA 10.762	\$ 53,646	YES			
CFDA 10.769	31,000				
	\$ 84,646				
SWIFT COUNTY CFDA 10.069	\$ 2,430	YES	YES		
THREE RIVERS COMM ACT PROG CFDA 10.420	\$ 110,343	YES			

STATE OF MINNESOTA
OFFICE OF THE STATE AUDITOR
STATEWIDE SINGLE AUDIT
SUMMARY OF FEDERAL GRANT REVENUE
BY ADMINISTERING AGENCY
FOR THE YEAR ENDED JUNE 30, 1997

ADMINISTERING AGENCY ENTITY CFDA NUMBER	TOTAL	AUDIT REPORT ACCEPTABLE	CROSSCUTTING FINDINGS NONFEDERAL	FINDINGS FEDERAL	GRANT NONCOMPLIANCE
U.S. - DEPARTMENT OF AGRICULTURE					
UPPER MN VALLEY REG DEVELOP COMM CFDA 10.760	\$ 1,094,664	YES			
	\$ 1,094,664				
WHITE EARTH RESERVATION CFDA 10.567	\$ 203,067	YES	YES	YES	
U.S. - DEPARTMENT OF COMMERCE					
ARROWHEAD REG DEVELOP COMM CFDA 11.302	\$ 105,714	YES	YES		
CFDA 11.307	251,551				
	\$ 357,265				
CITY OF APPLETON CFDA 11.300	\$ 10,771	YES	YES	YES	
CITY OF DULUTH CFDA 11.300	\$ 98,614	YES	YES		
CITY OF EAST GRAND FORKS CFDA 11.300	\$ 412,000	YES			
CITY OF HAWLEY CFDA 11.300	\$ 360,259	YES	YES	YES	
CITY OF MAHNOMEN CFDA 11.300	\$ 28,072	YES	YES	YES	
CITY OF MENAUGA CFDA 11.300	\$ 57,062	YES	YES	YES	
CITY OF MOORHEAD CFDA 11.300	\$ 900,201	YES	YES	YES	
CITY OF ROSEAU CFDA 11.300	\$ 1,007,536	YES			
COTTONWOOD COUNTY CFDA 11.300	\$ 89,248	YES	YES		
EAST CENTRAL REG DEVELOP COMM CFDA 11.301	\$ 4,608	YES	YES		
CFDA 11.302	51,799				
	\$ 56,407				
HENNEPIN COUNTY CFDA 11.302	\$ 30,000	YES			

STATE OF MINNESOTA
OFFICE OF THE STATE AUDITOR
STATEWIDE SINGLE AUDIT
SUMMARY OF FEDERAL GRANT REVENUE
BY ADMINISTERING AGENCY
FOR THE YEAR ENDED JUNE 30, 1997

ADMINISTERING AGENCY ENTITY CFDA NUMBER	TOTAL	AUDIT REPORT ACCEPTABLE	CROSSCUTTING FINDINGS NONFEDERAL	FEDERAL	GRANT NONCOMPLIANCE
U.S. - DEPARTMENT OF COMMERCE					
ISD 0318 GRAND RAPIDS CFDA 11.552 \$	164,957	YES	YES	YES	
NW REG DEVELOP COMM CFDA 11.302 \$	49,675	YES			
CFDA 11.307	425,513				
	\$ 475,188				
SW REG DEVELOP COMM CFDA 11.302 \$	2,209,783	YES			
UPPER MN VALLEY REG DEVELOP COMM CFDA 11.302 \$	51,000	YES			
CFDA 11.307	196,849				
	\$ 247,849				
U.S. - DEPARTMENT OF EDUCATION					
ANOKA COUNTY CFDA 84.278 \$	8,000	YES	YES	YES	
CITY OF ST PAUL CFDA 84.167 \$	27,266	YES	YES		
FOND DU LAC RESERVATION CFDA 84.060 \$	44,657	YES	YES	YES	
ISD 0004 MCGREGOR CFDA 84.041 \$	27,986	YES	YES	YES	
ISD 0012 CENTENNIAL CFDA 84.061 \$	11,633	YES	YES		
ISD 0014 FRIDLEY CFDA 84.060 \$	38,980	YES	YES	YES	
ISD 0022 DETROIT LAKES CFDA 84.060 \$	41,044	YES	YES	YES	
ISD 0023 FRAZEE CFDA 84.060 \$	11,883	YES			
ISD 0031 BEMIDJI CFDA 84.041 \$	64,079	YES	YES	YES	
CFDA 84.060	103,529				
	\$ 167,608				
ISD 0032 BLACKDUCK CFDA 84.041 \$	11,450	YES	YES	YES	
CFDA 84.060	8,086				
	\$ 19,536				

STATE OF MINNESOTA
OFFICE OF THE STATE AUDITOR
STATEWIDE SINGLE AUDIT
SUMMARY OF FEDERAL GRANT REVENUE
BY ADMINISTERING AGENCY
FOR THE YEAR ENDED JUNE 30, 1997

ADMINISTERING AGENCY ENTITY CFDA NUMBER	TOTAL	AUDIT REPORT ACCEPTABLE	CROSSCUTTING FINDINGS NONFEDERAL	FINDINGS FEDERAL	GRANT NONCOMPLIANCE
U.S. - DEPARTMENT OF EDUCATION					
ISD 0038 RED LAKE		YES	YES		
CFDA 84.041 \$	2,883,638				
CFDA 84.060	162,093				
CFDA 84.290	55,193				
	<u>\$ 3,100,924</u>				
ISD 0094 CLOQUET		YES	YES	YES	
CFDA 84.041 \$	104,405				
CFDA 84.060	42,147				
	<u>\$ 146,552</u>				
ISD 0113 WALKER-AKELEY		YES			
CFDA 84.060 \$	28,457				
CFDA 84.041	98,511				
	<u>\$ 126,968</u>				
ISD 0115 CASS LAKE		YES	YES	YES	
CFDA 84.041 \$	299,532				
CFDA 84.060	12,216				
	<u>\$ 311,748</u>				
ISD 0118 REMER		YES	YES	YES	
CFDA 84.041 \$	130,434				
CFDA 84.060	16,516				
	<u>\$ 146,950</u>				
ISD 0152 MOORHEAD		YES	YES		
CFDA 84.060 \$	33,080				
ISD 0162 BAGLEY		YES	YES	YES	
CFDA 84.060 \$	30,017				
CFDA 84.041	63,268				
	<u>\$ 93,285</u>				
ISD 0166 COOK COUNTY		YES	YES	YES	
CFDA 84.041 \$	58,894				
CFDA 84.060	7,977				
	<u>\$ 66,871</u>				
ISD 0191 BURNSVILLE		YES	YES		
CFDA 84.060 \$	4,000				
ISD 0196 ROSEMOUNT		YES	YES		
CFDA 84.060 \$	12,252				
ISD 0256 RED WING		YES			
CFDA 84.060 \$	12,940				

STATE OF MINNESOTA
OFFICE OF THE STATE AUDITOR
STATEWIDE SINGLE AUDIT
SUMMARY OF FEDERAL GRANT REVENUE
BY ADMINISTERING AGENCY
FOR THE YEAR ENDED JUNE 30, 1997

ADMINISTERING AGENCY ENTITY	CFDA NUMBER	TOTAL	AUDIT REPORT ACCEPTABLE	CROSSCUTTING FINDINGS NONFEDERAL	FINDINGS FEDERAL	GRANT NONCOMPLIANCE
U.S. - DEPARTMENT OF EDUCATION						
ISD 0271 BLOOMINGTON			YES	YES	YES	
CFDA 84.060		\$ 6,861				
		\$ 6,861				
ISD 0279 OSSEO			YES	YES		
CFDA 84.060		\$ 18,378				
ISD 0309 PARK RAPIDS			YES	YES	YES	
CFDA 84.087		\$ 18,396				
ISD 0316 COLERAINE			YES	YES	YES	
CFDA 84.060		\$ 21,157				
ISD 0317 DEER RIVER			YES	YES	YES	
CFDA 84.041		\$ 127,427				
CFDA 84.060		46,006				
		\$ 173,433				
ISD 0318 GRAND RAPIDS			YES	YES	YES	
CFDA 84.060		\$ 27,561				
ISD 0361 INTERNATIONAL FALLS			YES	YES	YES	
CFDA 84.060		\$ 13,677				
ISD 0432 MAHNOMEN			YES	YES	YES	
CFDA 84.041		\$ 388,517				
CFDA 84.060		59,544				
		\$ 448,061				
ISD 0435 WAUBUN			YES	YES	YES	
CFDA 84.041		\$ 262,020				
CFDA 84.060		47,690				
		\$ 309,710				
ISD 0480 ONAMIA			YES	YES	YES	
CFDA 84.041		\$ 86,633				
CFDA 84.060		18,378				
		\$ 105,011				
ISD 0535 ROCHESTER			YES	YES	YES	
CFDA 84.060		\$ 3,369				
ISD 0564 THIEF RIVER FALLS			YES	YES		
CFDA 84.060		\$ 5,268				
ISD 0593 CROOKSTON			YES	YES	YES	
CFDA 84.060		\$ 5,968				
ISD 0595 EAST GRAND FORKS			YES	YES		
CFDA 84.060		\$ 17,528				

STATE OF MINNESOTA
OFFICE OF THE STATE AUDITOR
STATEWIDE SINGLE AUDIT
SUMMARY OF FEDERAL GRANT REVENUE
BY ADMINISTERING AGENCY
FOR THE YEAR ENDED JUNE 30, 1997

ADMINISTERING AGENCY ENTITY	CFDA NUMBER	TOTAL	AUDIT REPORT ACCEPTABLE	CROSSCUTTING FINDINGS NONFEDERAL	FINDINGS FEDERAL	GRANT NONCOMPLIANCE
U.S. - DEPARTMENT OF EDUCATION						
ISD 0621	MOUNDS VIEW		YES			
CFDA	84.293	\$ 52,647				
CFDA	84.026	14,090				
		<u>\$ 66,737</u>				
ISD 0625	ST PAUL		YES	YES	YES	
CFDA	84.041	\$ 52,871				
CFDA	84.060	125,500				
CFDA	84.165	1,061,206				
		<u>\$ 1,239,577</u>				
ISD 0690	WARROAD		YES	YES	YES	
CFDA	84.060	\$ 20,828				
ISD 0700	HERMANTOWN		YES	YES		
CFDA	84.041	\$ 119,006				
ISD 0701	HIBBING		YES			
CFDA	84.060	\$ 13,724				
ISD 0706	VIRGINIA		YES	YES	YES	
CFDA	84.060	\$ 7,841				
ISD 0707	NETT LAKE		YES	YES	YES	
CFDA	84.041	\$ 212,705				
CFDA	84.060	8,331				
		<u>\$ 221,036</u>				
ISD 0709	DULUTH		YES	YES		
CFDA	84.060	\$ 79,270				
ISD 0719	PRIOR LAKE		YES	YES		
CFDA	84.060	\$ 6,494				
ISD 0720	SHAKOPEE		YES			
CFDA	84.060	\$ 11,027				
ISD 0742	ST CLOUD		YES	YES	YES	
CFDA	84.041	\$ 4,945				
ISD 0834	STILLWATER		YES	YES		
CFDA	84.060	\$ 3,000				
ISD 2142	ST LOUIS COUNTY		YES	YES		
CFDA	84.141	\$ 9,583				
CFDA	84.060	40,186				
		<u>\$ 49,769</u>				
ISD 2190	YELLOW MEDICINE EAST		YES	YES	YES	
CFDA	84.060	\$ 17,429				

STATE OF MINNESOTA
OFFICE OF THE STATE AUDITOR
STATEWIDE SINGLE AUDIT
SUMMARY OF FEDERAL GRANT REVENUE
BY ADMINISTERING AGENCY
FOR THE YEAR ENDED JUNE 30, 1997

ADMINISTERING AGENCY ENTITY	CFDA NUMBER	TOTAL	AUDIT REPORT ACCEPTABLE	CROSSCUTTING FINDINGS NONFEDERAL	FINDINGS FEDERAL	GRANT NONCOMPLIANCE
U.S. - DEPARTMENT OF EDUCATION						
ISD 2580 ASKOV-SANDSTONE			YES	YES	YES	
CFDA	84.041	\$ 4,831				
CFDA	84.060	3,528				
		\$ 8,359				
ISD 2758 REDWOOD FALLS			YES	YES	YES	
CFDA	84.041	\$ 30,356				
CFDA	84.060	16,173				
		\$ 46,529				
PACER CENTER			YES			
CFDA	84.024	\$ 143,488				
CFDA	84.029	370,684				
CFDA	84.129	185,846				
CFDA	84.310	351,022				
		\$ 1,051,040				
RED LAKE BAND OF CHIPPEWA INDIANS			YES	YES	YES	
CFDA	84.163	\$ 36,176				
CFDA	84.250	256,360				
		\$ 292,536				
RESOURCE INC			YES			
CFDA	84.234	\$ 345,289				
CFDA	84.235	96,917				
		\$ 442,206				
RISE INC			YES		YES	
CFDA	84.126	\$ 127,262				
CFDA	84.128	138,609				
CFDA	84.234	87,698				
CFDA	84.235	197,489				
		\$ 551,058				
SSD 1 MINNEAPOLIS			YES	YES		
CFDA	84.003	\$ 218,641				
CFDA	84.041	25,354				
CFDA	84.060	248,714				
CFDA	84.073	54,016				
CFDA	84.215	250,929				
CFDA	84.257	4,032				
CFDA	84.278	144,358				
CFDA	84.289	113,781				
CFDA	84.290	212,425				
CFDA	84.291	605,387				
CFDA	84.293	124,819				
CFDA	84.294	95,777				
		\$ 2,098,233				

STATE OF MINNESOTA
OFFICE OF THE STATE AUDITOR
STATEWIDE SINGLE AUDIT
SUMMARY OF FEDERAL GRANT REVENUE
BY ADMINISTERING AGENCY
FOR THE YEAR ENDED JUNE 30, 1997

ADMINISTERING AGENCY ENTITY CFDA NUMBER	TOTAL	AUDIT REPORT ACCEPTABLE	CROSSCUTTING FINDINGS NONFEDERAL	FINDINGS FEDERAL	GRANT NONCOMPLIANCE
U.S. - DEPARTMENT OF EDUCATION					
ST PAUL REHAB CENTER CFDA 84.235	\$ 215,178	YES			
	\$ 215,178				
TRI COUNTY COMM CORRECTIONS CFDA 84.255	\$ 63,743	YES	YES		
WHITE EARTH RESERVATION CFDA 84.060	\$ 21,402	YES	YES	YES	
U.S. - DEPARTMENT OF ENERGY					
ALLINA HEALTH SYSTEMS CFDA 81.041	\$ 114,784	YES			
ISD 0241 ALBERT LEA CFDA 81.041	\$ 47,060	YES	YES		
CFDA 81.079	\$ 47,060				
	\$ 94,120				
ISD 0271 BLOOMINGTON CFDA 81.041	\$ 15,870	YES	YES	YES	
CFDA 81.079	\$ 21,579				
	\$ 37,449				
ISD 0465 LITCHFIELD CFDA 81.041	\$ 11,097	YES	YES	YES	
ISD 0625 ST PAUL CFDA 81.041	\$ 9,116	YES	YES	YES	
ISD 0738 HOLDINGFORD CFDA 81.041	\$ 48,958	YES	YES	YES	
CFDA 81.079	\$ 48,958				
	\$ 97,916				
ISD 0750 COLD SPRING CFDA 81.079	\$ 7,369	YES	YES	YES	
ISD 2711 MESABI EAST SCHOOLS CFDA 81.079	\$ 50,000	YES	YES		
MAHNOMEN COUNTY CFDA 81.041	\$ 23,461	YES	YES		

STATE OF MINNESOTA
OFFICE OF THE STATE AUDITOR
STATEWIDE SINGLE AUDIT
SUMMARY OF FEDERAL GRANT REVENUE
BY ADMINISTERING AGENCY
FOR THE YEAR ENDED JUNE 30, 1997

ADMINISTERING AGENCY ENTITY	CFDA NUMBER	TOTAL	AUDIT REPORT ACCEPTABLE	CROSSCUTTING FINDINGS NONFEDERAL	FEDERAL	GRANT NONCOMPLIANCE
U.S. - DEPARTMENT OF HEALTH & HUMAN SERVICES						
ALLINA HEALTH SYSTEMS			YES			
CFDA	93.124	\$ 11,587				
CFDA	93.379	45,929				
CFDA	93.907	8,155				
		<u>\$ 65,671</u>				
AMHERST WILDER FOUNDATION			YES			
CFDA	93.044	\$ 25,054				
CFDA	93.558	146,972				
CFDA	93.600	217,367				
		<u>\$ 389,393</u>				
ANOKA COUNTY COMM ACTION PROG INC			YES			
CFDA	93.600	\$ 1,485,012				
ARROWHEAD ECON OPPORTUNITY AGENCY			YES			
CFDA	93.600	\$ 1,370,200				
BELTRAMI COUNTY			YES	YES		
CFDA	93.110	\$ 15,414				
BI-COUNTY COMM ACTION COUNCIL			YES			
CFDA	93.600	\$ 1,119,379				
BOISE FORTE RES BUS COMM			YES			
CFDA	93.228	\$ 1,789,501				
CFDA	93.575	44,386				
CFDA	93.600	431,501				
CFDA	93.612	320,619				
CFDA	93.671	19,098				
		<u>\$ 2,605,105</u>				
CATHOLIC CHARITIES -ST PAUL MPLS			YES			
CFDA	93.044	\$ 21,325				
CHILD CARE RESOURCES & REFERRAL INC			YES			
CFDA	93.600	\$ 983,847				
CITY OF ST PAUL			YES	YES		
CFDA	93.110	\$ 85,362				
CFDA	93.217	253,493				
CFDA	93.268	309,341				
CFDA	93.399	4,485				
		<u>\$ 652,681</u>				
CLAY-WILKIN OPPORTUNITY COUNCIL			YES			
CFDA	93.600	\$ 1,135,858				
FOND DU LAC RESERVATION			YES	YES	YES	
CFDA	93.047	\$ 109,240				
CFDA	93.283	8,747				

STATE OF MINNESOTA
OFFICE OF THE STATE AUDITOR
STATEWIDE SINGLE AUDIT
SUMMARY OF FEDERAL GRANT REVENUE
BY ADMINISTERING AGENCY
FOR THE YEAR ENDED JUNE 30, 1997

ADMINISTERING AGENCY ENTITY	CFDA NUMBER	TOTAL	AUDIT REPORT ACCEPTABLE	CROSSCUTTING NONFEDERAL	FINDINGS FEDERAL	GRANT NONCOMPLIANCE
U.S. - DEPARTMENT OF HEALTH & HUMAN SERVICES						
FOND DU LAC RESERVATION			YES	YES	YES	
CFDA	93.575	\$ 57,727				
CFDA	93.600	612,531				
CFDA	93.612	48,906				
CFDA	93.671	18,420				
		<u>\$ 855,571</u>				
GRAND PORTAGE RESERVATION			YES			
CFDA	93.047	\$ 37,180				
CFDA	93.228	527,909				YES
CFDA	93.575	20,455				
CFDA	93.600	168,241				YES
CFDA	93.612	60,463				
CFDA	93.671	18,420				
		<u>\$ 832,668</u>				
HEARTLAND COMMUNITY ACTION AGENCY			YES			
CFDA	93.600	\$ 1,045,027				
HENNEPIN COUNTY			YES			
CFDA	93.151	\$ 721,547				
CFDA	93.194	215,911				
CFDA	93.915	64,000				
CFDA	93.924	19,060				
		<u>\$ 1,020,518</u>				
INTER-COUNTY COMMUNITY COUNCIL			YES	YES	YES	
CFDA	93.600	\$ 639,845				
ISD 0625 ST PAUL			YES	YES	YES	
CFDA	93.600	\$ 835,000				
ISD 0709 DULUTH			YES	YES		
CFDA	93.600	\$ 1,224,910				
KOOTASCA COMM ACT CNCL			YES			
CFDA	93.600	\$ 1,264,753				
LAKES & PINES COMM ACT COUNCIL			YES			
CFDA	93.600	\$ 1,383,623				
LUTHERAN SOCIAL SERVICE OF MN			YES			
CFDA	93.566	\$ 275,121				
CFDA	93.567	36,255				
CFDA	93.576	25,061				
CFDA	93.623	89,372				
CFDA	93.656	42,221				
CFDA	93.658	152,696				
CFDA	93.940	46,938				
		<u>\$ 667,664</u>				

STATE OF MINNESOTA
OFFICE OF THE STATE AUDITOR
STATEWIDE SINGLE AUDIT
SUMMARY OF FEDERAL GRANT REVENUE
BY ADMINISTERING AGENCY
FOR THE YEAR ENDED JUNE 30, 1997

ADMINISTERING AGENCY ENTITY	CFDA NUMBER	TOTAL	AUDIT REPORT ACCEPTABLE	CROSSCUTTING NONFEDERAL	FINDINGS FEDERAL	GRANT NONCOMPLIANCE
U.S. - DEPARTMENT OF HEALTH & HUMAN SERVICES						
MAHUBE COMMUNITY COUNCIL			YES			
CFDA 93.600		\$ 1,075,276				
		\$ 1,075,276				
MIGRANT HEALTH SERVICES			YES	YES	YES	
CFDA 93.003		\$ 34,144				
CFDA 93.224		36,188				
CFDA 93.246		1,081,209				
		\$ 1,151,541				
MN AIDS PROJECT			YES	YES	YES	
CFDA 93.917		\$ 269,484				YES
MN INDIAN PRIMARY RESIDENTIAL TREAT			YES			YES
CFDA 93.992		\$ 254,200				
MN INSTITUTE OF PUBLIC HEALTH			YES			YES
CFDA 93.194		\$ 685,574				
MN VALLEY ACTION COUNCIL			YES			
CFDA 93.600		\$ 1,829,323				
NW COMM ACTION INC			YES			
CFDA 93.600		\$ 759,405				
OTTERTAIL-WADENA COMM ACT CNCL			YES			
CFDA 93.600		\$ 802,462				
PACER CENTER			YES			
CFDA 93.110		\$ 249,786				
CFDA 93.125		57,645				
CFDA 93.631		92,328				
		\$ 399,759				
PARENTS IN COMMUNITY ACTION INC			YES			
CFDA 93.600		\$ 7,280,610				
PRAIRIE FIVE COMM ACT GNL			YES	YES	YES	
CFDA 93.600		\$ 852,748				
REACH-UP INCORPORATED			YES	YES	YES	
CFDA 93.600		\$ 1,440,533				
RED LAKE BAND OF CHIPPEWA INDIANS			YES	YES	YES	
CFDA 93.047		\$ 116,805				
CFDA 93.144		111,829				
CFDA 93.210		5,174,006				YES
CFDA 93.561		151,656				
CFDA 93.574		112,925				
CFDA 93.600		708,899				YES
CFDA 93.958		87,550				
CFDA 93.959		830,830				
		\$ 7,294,500				

STATE OF MINNESOTA
OFFICE OF THE STATE AUDITOR
STATEWIDE SINGLE AUDIT
SUMMARY OF FEDERAL GRANT REVENUE
BY ADMINISTERING AGENCY
FOR THE YEAR ENDED JUNE 30, 1997

ADMINISTERING AGENCY ENTITY CFDA NUMBER	TOTAL	AUDIT REPORT ACCEPTABLE	CROSSCUTTING FINDINGS NONFEDERAL	FINDINGS FEDERAL	GRANT NONCOMPLIANCE
U.S. - DEPARTMENT OF HEALTH & HUMAN SERVICES					
RISE INC CFDA 93.631	\$ 3,150	YES		YES	
	\$ 3,150				
SEMCAC INC CFDA 93.600	\$ 1,200,434	YES	YES	YES	
SSD 1 MINNEAPOLIS CFDA 93.110	\$ 129,322	YES	YES		
SW & WEST CENTRAL SERVICE COOP CFDA 93.194	\$ 216,346	YES	YES		
THREE RIVERS COMM ACT PROG CFDA 93.600	\$ 703,796	YES			
TRI-VALLEY OPPORTUNITY COUNCIL INC CFDA 93.600	\$ 4,806,417	YES			
WESTERN COMMUNITY ACTION INC CFDA 93.600	\$ 839,633	YES			YES
WHITE EARTH RESERVATION CFDA 93.047	\$ 68,878	YES	YES	YES	
CFDA 93.228	20,676				
CFDA 93.600	724,343				
CFDA 93.612	65,455				
CFDA 93.671	8,489				
	\$ 887,841				
WRIGHT COUNTY COMMUNITY ACTION INC CFDA 93.600	\$ 966,674	YES			YES
U.S. - DEPARTMENT OF HOUSING & URBAN DEVELOPMENT					
AMHERST WILDER FOUNDATION CFDA 14.218	\$ 10,400	YES			
CFDA 14.231	14,864				
CFDA 14.235	682,202				YES
CFDA 14.856	487,483				
CFDA 14.860	43,798				
	\$ 1,238,747				
ANOKA COUNTY CFDA 14.218	\$ 1,644,944	YES	YES	YES	YES
CFDA 14.239	574,666				
	\$ 2,219,610				

STATE OF MINNESOTA
OFFICE OF THE STATE AUDITOR
STATEWIDE SINGLE AUDIT
SUMMARY OF FEDERAL GRANT REVENUE
BY ADMINISTERING AGENCY
FOR THE YEAR ENDED JUNE 30, 1997

ADMINISTERING AGENCY ENTITY	CFDA NUMBER	TOTAL	AUDIT REPORT ACCEPTABLE	CROSSCUTTING FINDINGS NONFEDERAL	FINDINGS FEDERAL	GRANT NONCOMPLIANCE
U.S. - DEPARTMENT OF HOUSING & URBAN DEVELOPMENT						
BI-COUNTY COMM ACTION COUNCIL			YES			
CFDA	14.243	\$ 346,810				
BOISE FORTE RES BUS COMM			YES			
CFDA	14.218	\$ 308,887				
CFDA	14.219	43,212				
CFDA	14.850	106,045				
		\$ 458,144				
CARVER-SCOTT EDUCATIONAL COOP			YES	YES	YES	
CFDA	14.243	\$ 41,899				
CATHOLIC CHARITIES -ST PAUL MPLS			YES			
CFDA	14.235	\$ 72,028				
CITY OF AUSTIN			YES	YES	YES	
CFDA	14.850	\$ 419,270				
CFDA	14.852	347,975				
CFDA	14.855	456,804				
		\$ 1,224,049				
CITY OF BLOOMINGTON			YES			
CFDA	14.218	\$ 645,266				YES
CFDA	14.850	24,186				YES
CFDA	14.855	1,202,039				YES
CFDA	14.857	1,580,810				YES
		\$ 3,452,301				
CITY OF BRAINERD			YES			
CFDA	14.850	\$ 149,591				
CFDA	14.855	505,199				
CFDA	14.856	460,452				
		\$ 1,115,242				
CITY OF DULUTH			YES	YES		
CFDA	14.218	\$ 1,545,057				
CFDA	14.239	71,218				
		\$ 1,616,275				
CITY OF EAST GRAND FORKS			YES			
CFDA	14.855	\$ 202,822				
CFDA	14.857	436,277				
		\$ 639,099				
CITY OF FARIBAULT			YES	YES		
CFDA	14.174	\$ 7,728				
CFDA	14.850	45,719				
		\$ 53,447				

STATE OF MINNESOTA
OFFICE OF THE STATE AUDITOR
STATEWIDE SINGLE AUDIT
SUMMARY OF FEDERAL GRANT REVENUE
BY ADMINISTERING AGENCY
FOR THE YEAR ENDED JUNE 30, 1997

ADMINISTERING AGENCY ENTITY	CFDA NUMBER	TOTAL	AUDIT REPORT ACCEPTABLE	CROSSCUTTING NONFEDERAL	FINDINGS FEDERAL	GRANT NONCOMPLIANCE
U.S. - DEPARTMENT OF HOUSING & URBAN DEVELOPMENT						
CITY OF MARSHALL			YES	YES	YES	
CFDA	14.850	\$ 130,159				
CFDA	14.852	486,993				
		<u>\$ 617,152</u>				
CITY OF MINNEAPOLIS			YES	YES	YES	
CFDA	14.218	\$ 12,822,227				
CFDA	14.221	1,558,982				
CFDA	14.230	6,202				
CFDA	14.231	519,422				
CFDA	14.232	98,253				
CFDA	14.239	2,540,092				
CFDA	14.240	582,089				
CFDA	14.900	254,653				
		<u>\$ 18,381,920</u>				
CITY OF MOORHEAD			YES	YES	YES	
CFDA	14.218	\$ 704,029				
CFDA	14.852	420,599				YES
CFDA	14.857	80,482				
		<u>\$ 1,205,110</u>				
CITY OF RICHFIELD			YES	YES		
CFDA	14.855	\$ 1,115,617				
CITY OF ROCHESTER			YES			
CFDA	14.218	\$ 421,971				
CITY OF ST PAUL			YES	YES		
CFDA	14.169	\$ 21,760				
CFDA	14.218	10,342,821				
CFDA	14.231	330,995				
CFDA	14.239	1,136,576				
CFDA	14.240	3,346				
CFDA	14.900	213,478				
		<u>\$ 12,048,976</u>				
DAKOTA COUNTY			YES	YES	YES	
CFDA	14.218	\$ 2,093,583				
DULUTH COMM ACTION PROG INC			YES			
CFDA	14.218	\$ 514,542				
ELLOIT PARK NEIGHBORHOOD, INC			YES	YES	YES	
CFDA	14.510	\$ 17,335				
HENNEPIN COUNTY			YES			
CFDA	14.218	\$ 3,433,009				
CFDA	14.231	159,387				
CFDA	14.235	1,057,601				
CFDA	14.239	1,181,202				
		<u>\$ 5,831,199</u>				

STATE OF MINNESOTA
OFFICE OF THE STATE AUDITOR
STATEWIDE SINGLE AUDIT
SUMMARY OF FEDERAL GRANT REVENUE
BY ADMINISTERING AGENCY
FOR THE YEAR ENDED JUNE 30, 1997

ADMINISTERING AGENCY ENTITY	CFDA NUMBER	TOTAL	AUDIT REPORT ACCEPTABLE	CROSSCUTTING FINDINGS NONFEDERAL	FINDINGS FEDERAL	GRANT NONCOMPLIANCE
U.S. - DEPARTMENT OF HOUSING & URBAN DEVELOPMENT						
METROPOLITAN COUNCIL			YES	YES		
CFDA	14.238	\$ 188,470				
CFDA	14.855	5,830,348				
CFDA	14.856	225,717				
CFDA	14.857	18,401,670				
		\$ 24,646,205				
MPLS PUBLIC HOUSING AUTH			YES	YES		
CFDA	14.850	\$ 19,233,351				YES
CFDA	14.854	503,919				
CFDA	14.855	3,465,462				YES
CFDA	14.856	1,857,148				YES
CFDA	14.857	12,099,825				YES
CFDA	14.859	15,361,309				YES
		\$ 52,521,014				
RAMSEY COUNTY			YES	YES	YES	
CFDA	14.218	\$ 886,881				
CFDA	14.239	191,675				
		\$ 1,078,556				
RED LAKE BAND OF CHIPPEWA INDIANS			YES	YES	YES	
CFDA	14.850	\$ 395,509				
CFDA	14.862	14,500				
		\$ 410,009				
RENVILLE COUNTY			YES	YES		
CFDA	14.231	\$ 5,500				
RESOURCE INC			YES			
CFDA	14.235	\$ 230,759				
RICE COUNTY			YES	YES		
CFDA	14.856	\$ 443,091				
CFDA	14.857	461,993				
		\$ 905,084				
RISE INC			YES		YES	
CFDA	14.231	\$ 14,814				
CFDA	14.239	26,212				
		\$ 41,026				
ST LOUIS COUNTY			YES	YES	YES	
CFDA	14.218	\$ 2,034,266				
CFDA	14.231	209,048				
CFDA	14.239	1,178,999				
		\$ 3,422,313				

STATE OF MINNESOTA
OFFICE OF THE STATE AUDITOR
STATEWIDE SINGLE AUDIT
SUMMARY OF FEDERAL GRANT REVENUE
BY ADMINISTERING AGENCY
FOR THE YEAR ENDED JUNE 30, 1997

ADMINISTERING AGENCY ENTITY CFDA NUMBER	TOTAL	AUDIT REPORT ACCEPTABLE	CROSSCUTTING FINDINGS NONFEDERAL	FEDERAL	GRANT NONCOMPLIANCE
U.S. - DEPARTMENT OF HOUSING & URBAN DEVELOPMENT					
WHITE EARTH RESERVATION		YES	YES	YES	
CFDA 14.239	\$ 285,749				
CFDA 14.854	24,087				
CFDA 14.861	279,244				
CFDA 14.862	354,502				
	<u>\$ 943,582</u>				
YWCA-ST PAUL		YES	YES	YES	
CFDA 14.235	\$ 161,830				
U.S. - DEPARTMENT OF INTERIOR					
BELTRAMI COUNTY		YES	YES		
CFDA 15.033	\$ 90,000				
BOISE FORTE RES BUS COMM		YES			
CFDA 15.020	\$ 14,004				
CFDA 15.022	974,610				
CFDA 15.025	76,757				
CFDA 15.033	53,062				
CFDA 15.039	47,207				
CFDA 15.052	61,578				
CFDA 15.141	25,799				
CFDA 15.805	91,983				
	<u>\$ 1,345,000</u>				
COOK COUNTY		YES	YES		
CFDA 15.000	\$ 69,908				
COTTONWOOD COUNTY		YES	YES		
CFDA 15.611	\$ 27,574				
FOND DU LAC RESERVATION		YES	YES	YES	
CFDA 15.114	\$ 159,357				
CFDA 15.130	3,364,952				
CFDA 15.141	35,457				
CFDA 15.142	651,601				
CFDA 15.144	69,028				
	<u>\$ 4,280,395</u>				
GOODHUE COUNTY		YES	YES		
CFDA 15.916	\$ 3,927				
GRAND PORTAGE RESERVATION		YES			
CFDA 15.103	\$ 58,904				YES
CFDA 15.141	15,426				
CFDA 15.142	70,696				
CFDA 15.144	43,158				
CFDA 15.602	68,101				
CFDA 15.805	146,181				YES
	<u>\$ 402,466</u>				

STATE OF MINNESOTA
OFFICE OF THE STATE AUDITOR
STATEWIDE SINGLE AUDIT
SUMMARY OF FEDERAL GRANT REVENUE
BY ADMINISTERING AGENCY
FOR THE YEAR ENDED JUNE 30, 1997

ADMINISTERING AGENCY ENTITY CFDA NUMBER	TOTAL	AUDIT REPORT ACCEPTABLE	CROSSCUTTING FINDINGS NONFEDERAL	FEDERAL	GRANT NONCOMPLIANCE
U.S. - DEPARTMENT OF INTERIOR					
ISD 0094 CLOQUET CFDA 15.130	\$ 42,121	YES	YES	YES	
	\$ 42,121				
ISD 0115 CASS LAKE CFDA 15.130	\$ 19,917	YES	YES	YES	
ISD 0709 DULUTH CFDA 15.130	\$ 29,605	YES	YES		
JACKSON COUNTY CFDA 15.808	\$ 23,267	YES	YES		
KOOCHICHING COUNTY CFDA 15.808	\$ 8,838	YES			
LAKE COUNTY CFDA 15.000	\$ 79,331	YES	YES		
METROPOLITAN COUNCIL CFDA 15.919	\$ 32,495	YES	YES		
PENNINGTON COUNTY CFDA 15.033	\$ 91,800	YES	YES		
RED LAKE BAND OF CHIPPEWA INDIANS CFDA 15.020	\$ 64,337	YES	YES	YES	
CFDA 15.022	40,000				
CFDA 15.025	65,939				YES
CFDA 15.029	261,393				
CFDA 15.031	30,496				
CFDA 15.033	2,273,739				YES
CFDA 15.037	112,456				YES
CFDA 15.039	406,666				YES
CFDA 15.040	90,628				
CFDA 15.056	163,153				
CFDA 15.103	296,746				
CFDA 15.108	491,318				YES
CFDA 15.114	188,944				
CFDA 15.130	162,793				
CFDA 15.143	76,878				
	\$ 4,725,486				
WHITE EARTH RESERVATION CFDA 15.144	\$ 74,052	YES	YES	YES	
U.S. - DEPARTMENT OF JUSTICE					
AITKIN COUNTY CFDA 16.710	\$ 24,655	YES	YES	YES	

STATE OF MINNESOTA
OFFICE OF THE STATE AUDITOR
STATEWIDE SINGLE AUDIT
SUMMARY OF FEDERAL GRANT REVENUE
BY ADMINISTERING AGENCY
FOR THE YEAR ENDED JUNE 30, 1997

ADMINISTERING AGENCY ENTITY CFDA NUMBER	TOTAL	AUDIT REPORT ACCEPTABLE	CROSSCUTTING NONFEDERAL	FINDINGS FEDERAL	GRANT NONCOMPLIANCE
U.S. - DEPARTMENT OF JUSTICE					
ANOKA COUNTY		YES	YES	YES	
CFDA 16.000	\$ 279,360				
	\$ 279,360				
BECKER COUNTY		YES	YES	YES	
CFDA 16.710	\$ 55,902				
BELTRAMI COUNTY		YES	YES		
CFDA 16.710	\$ 81,250				
BOISE FORTE RES BUS COMM		YES			
CFDA 16.710	\$ 24,985				
BROWN COUNTY		YES	YES		
CFDA 16.710	\$ 25,000				
CARVER COUNTY		YES	YES	YES	
CFDA 16.710	\$ 32,958				
CARVER-SCOTT EDUCATIONAL COOP		YES	YES	YES	
CFDA 16.579	\$ 22,624				
CASS COUNTY		YES	YES	YES	
CFDA 16.710	\$ 71,551				
CHISAGO COUNTY		YES	YES		
CFDA 16.710	\$ 20,154				
CITY OF ALEXANDRIA		YES	YES	YES	
CFDA 16.710	\$ 32,370				
CITY OF APPLETON		YES	YES	YES	
CFDA 16.710	\$ 17,459				
CITY OF BAGLEY		YES			
CFDA 16.710	\$ 31,412				
CITY OF BEMIDJI		YES			
CFDA 16.710	\$ 30,000				
CITY OF BENSON		YES	YES		
CFDA 16.710	\$ 29,950				
CITY OF BLACKDUCK		YES	YES	YES	
CFDA 16.710	\$ 7,972				
CITY OF BRAINERD		YES			
CFDA 16.710	\$ 42,555				
CITY OF BROWNS VALLEY		YES	YES	YES	
CFDA 16.710	\$ 20,059				
CITY OF BURNSVILLE		YES			
CFDA 16.726	\$ 76,126				

STATE OF MINNESOTA
OFFICE OF THE STATE AUDITOR
STATEWIDE SINGLE AUDIT
SUMMARY OF FEDERAL GRANT REVENUE
BY ADMINISTERING AGENCY
FOR THE YEAR ENDED JUNE 30, 1997

ADMINISTERING AGENCY ENTITY CFDA NUMBER	TOTAL	AUDIT REPORT ACCEPTABLE	CROSSCUTTING FINDINGS NONFEDERAL	FINDINGS FEDERAL	GRANT NONCOMPLIANCE
U.S. - DEPARTMENT OF JUSTICE					
CITY OF CASS LAKE CFDA 16.710	\$ 24,844	YES	YES	YES	
	\$ 24,844				
CITY OF CHASKA CFDA 16.710	\$ 43,477	YES			
CITY OF CLOQUET CFDA 16.710	\$ 47,995	YES	YES		
CITY OF CROOKSTON CFDA 16.710	\$ 30,000	YES	YES	YES	
CITY OF DULUTH CFDA 16.710	\$ 127,100	YES	YES		
CITY OF EAGAN CFDA 16.710	\$ 22,500	YES			
CFDA 16.726	\$ 38,094				
	\$ 60,594				
CITY OF FARIBAULT CFDA 16.710	\$ 23,843	YES	YES		
CITY OF FERGUS FALLS CFDA 16.710	\$ 30,710	YES	YES	YES	
CITY OF GLYNDON CFDA 16.710	\$ 29,941	YES	YES	YES	
CITY OF GREENBUSH CFDA 16.710	\$ 10,000	YES			
CITY OF HOWARD LAKE CFDA 16.726	\$ 5,975	YES	YES	YES	
CITY OF HUTCHINSON CFDA 16.710	\$ 27,832	YES	YES		
CITY OF LAKE PARK CFDA 16.710	\$ 6,872	YES	YES	YES	
CITY OF LE SUEUR CFDA 16.710	\$ 32,286	YES	YES	YES	
CITY OF MAHNOMEN CFDA 16.710	\$ 28,500	YES	YES	YES	YES
CITY OF MENAHTA CFDA 16.710	\$ 12,346	YES	YES	YES	
CITY OF MINNEAPOLIS CFDA 16.710	\$ 1,236,542	YES	YES	YES	

STATE OF MINNESOTA
OFFICE OF THE STATE AUDITOR
STATEWIDE SINGLE AUDIT
SUMMARY OF FEDERAL GRANT REVENUE
BY ADMINISTERING AGENCY
FOR THE YEAR ENDED JUNE 30, 1997

ADMINISTERING AGENCY ENTITY CFDA NUMBER	TOTAL	AUDIT REPORT ACCEPTABLE	CROSSCUTTING FINDINGS NONFEDERAL	FINDINGS FEDERAL	GRANT NONCOMPLIANCE
U.S. - DEPARTMENT OF JUSTICE					
CITY OF MOORHEAD		YES	YES	YES	
CFDA 16.000	\$ 106				
CFDA 16.579	127,488				
CFDA 16.710	96,813				
CFDA 16.726	28,000				
	<u>\$ 252,407</u>				
CITY OF MORRIS		YES			
CFDA 16.579	\$ 12,674				
CITY OF OLIVIA		YES	YES	YES	
CFDA 16.710	\$ 18,327				
CITY OF OWATONNA		YES	YES		
CFDA 16.711	\$ 37,820				
CITY OF PERHAM		YES	YES	YES	
CFDA 16.710	\$ 22,734				
CITY OF RICHFIELD		YES	YES		
CFDA 16.710	\$ 25,000				
CITY OF ROCHESTER		YES			
CFDA 16.592	\$ 121				
CFDA 16.726	101,449				
	<u>\$ 101,570</u>				
CITY OF ROSEAU		YES			
CFDA 16.710	\$ 24,731				
CITY OF SPRING GROVE		YES	YES	YES	
CFDA 16.711	\$ 6,954				
CITY OF ST PAUL		YES	YES		
CFDA 16.580	\$ 198,546				
CFDA 16.710	287,530				
CFDA 16.726	198,987				
	<u>\$ 685,063</u>				
CITY OF ST PETER		YES	YES	YES	
CFDA 16.710	\$ 43,721				
CITY OF TRUMAN		YES	YES	YES	
CFDA 16.710	\$ 37,758				
CITY OF WELCOME		YES	YES	YES	
CFDA 16.710	\$ 13,368				
CITY OF WINONA		YES			
CFDA 16.710	\$ 21,250				

STATE OF MINNESOTA
OFFICE OF THE STATE AUDITOR
STATEWIDE SINGLE AUDIT
SUMMARY OF FEDERAL GRANT REVENUE
BY ADMINISTERING AGENCY
FOR THE YEAR ENDED JUNE 30, 1997

ADMINISTERING AGENCY ENTITY CFDA NUMBER	TOTAL	AUDIT REPORT ACCEPTABLE	CROSSCUTTING FINDINGS NONFEDERAL	FINDINGS FEDERAL	GRANT NONCOMPLIANCE
U.S. - DEPARTMENT OF JUSTICE					
CLAY COUNTY		YES	YES		
CFDA 16.579	\$ 13,332				
CFDA 16.710	47,378				
	<u>\$ 60,710</u>				
DOUGLAS COUNTY		YES	YES		
CFDA 16.710	\$ 18,750				
	<u>18,750</u>				
FARIBAULT COUNTY		YES			
CFDA 16.710	\$ 31,250				
	<u>31,250</u>				
FILLMORE COUNTY		YES	YES	YES	
CFDA 16.710	\$ 30,229				
	<u>30,229</u>				
GOODHUE COUNTY		YES	YES		
CFDA 16.710	\$ 31,024				
	<u>31,024</u>				
GRANT COUNTY		YES	YES		
CFDA 16.710	\$ 27,334				
	<u>27,334</u>				
HENNEPIN COUNTY		YES			
CFDA 16.585	\$ 35,000				
CFDA 16.710	83,126				
	<u>\$ 118,126</u>				
HUBBARD COUNTY		YES	YES	YES	
CFDA 16.710	\$ 16,435				
	<u>16,435</u>				
ISANTI COUNTY		YES	YES		
CFDA 16.710	\$ 25,000				
	<u>25,000</u>				
ISD 0317 DEER RIVER		YES	YES	YES	
CFDA 16.579	\$ 18,057				
	<u>18,057</u>				
ITASCA COUNTY		YES	YES	YES	
CFDA 16.710	\$ 38,713				
CFDA 16.726	38,490				
	<u>\$ 77,203</u>				
KANDIYOHI COUNTY		YES	YES		
CFDA 16.710	\$ 51,312				
	<u>51,312</u>				
LAC QUI PARLE COUNTY		YES	YES		
CFDA 16.710	\$ 44,158				
	<u>44,158</u>				
MAHONOMEN COUNTY		YES	YES		
CFDA 16.710	\$ 47,943				
	<u>47,943</u>				
MARSHALL COUNTY		YES	YES		
CFDA 16.710	\$ 25,616				
	<u>25,616</u>				

STATE OF MINNESOTA
OFFICE OF THE STATE AUDITOR
STATEWIDE SINGLE AUDIT
SUMMARY OF FEDERAL GRANT REVENUE
BY ADMINISTERING AGENCY
FOR THE YEAR ENDED JUNE 30, 1997

ADMINISTERING AGENCY ENTITY CFDA NUMBER	TOTAL	AUDIT REPORT ACCEPTABLE	CROSSCUTTING FINDINGS NONFEDERAL	FINDINGS FEDERAL	GRANT NONCOMPLIANCE
U.S. - DEPARTMENT OF JUSTICE					
MCLEOD COUNTY CFDA 16.710 \$	56,439	YES	YES		
MEEKER COUNTY CFDA 16.710 \$	28,081	YES	YES		
MILLE LACS COUNTY CFDA 16.710 \$	27,498	YES	YES		
NICOLLET COUNTY CFDA 16.710 \$	13,118	YES	YES	YES	
NORMAN COUNTY CFDA 16.710 \$	15,967	YES	YES		YES
OTTER TAIL COUNTY CFDA 16.710 \$	31,911	YES	YES		YES
RAMSEY COUNTY CFDA 16.710 \$	125,000	YES	YES	YES	
RAPE AND ABUSE CRISIS CENTER CFDA 16.579 \$	1,247	YES	YES	YES	
RED LAKE BAND OF CHIPPEWA INDIANS CFDA 16.710 \$	167,639	YES	YES	YES	
RENVILLE COUNTY CFDA 16.710 \$	25,000	YES	YES		
RICE COUNTY CFDA 16.710 \$	25,000	YES	YES		
SIBLEY COUNTY CFDA 16.710 \$	26,907	YES	YES		
STEARNS COUNTY CFDA 16.710 \$	32,686	YES	YES		
STEVENS COUNTY CFDA 16.710 \$	32,511	YES	YES		
SWIFT COUNTY CFDA 16.710 \$	25,000	YES	YES		
TODD COUNTY CFDA 16.710 \$	21,946	YES	YES		
WABASHA COUNTY CFDA 16.710 \$	27,271	YES	YES	YES	
WASECA COUNTY CFDA 16.710 \$	25,000	YES	YES		YES

STATE OF MINNESOTA
OFFICE OF THE STATE AUDITOR
STATEWIDE SINGLE AUDIT
SUMMARY OF FEDERAL GRANT REVENUE
BY ADMINISTERING AGENCY
FOR THE YEAR ENDED JUNE 30, 1997

ADMINISTERING AGENCY ENTITY CFDA NUMBER	TOTAL	AUDIT REPORT ACCEPTABLE	CROSSCUTTING FINDINGS NONFEDERAL	FINDINGS FEDERAL	GRANT NONCOMPLIANCE
U.S. - DEPARTMENT OF JUSTICE					
WASHINGTON COUNTY CFDA 16.710 \$	77,787	YES	YES	YES	
WATONWAN COUNTY CFDA 16.710 \$	27,849	YES	YES		
WILKIN COUNTY CFDA 16.710 \$	27,451	YES	YES		YES
WRIGHT COUNTY CFDA 16.710 \$	51,681	YES	YES		
YELLOW MEDICINE COUNTY CFDA 16.710 \$	6,999	YES	YES	YES	
U.S. - DEPARTMENT OF LABOR					
BOISE FORTE RES BUS COMM CFDA 17.250 \$	39,657	YES			
CITY OF DULUTH CFDA 17.235 \$	198,653	YES	YES		
FOND DU LAC RESERVATION CFDA 17.250 \$	231,674	YES	YES	YES	
CFDA 17.251	204,090				
	\$ 435,764				
HEARTLAND COMMUNITY ACTION AGENCY CFDA 17.700 \$	2,144	YES			
RED LAKE BAND OF CHIPPEWA INDIANS CFDA 17.251 \$	309,722	YES	YES	YES	
SSD 1 MINNEAPOLIS CFDA 17.249 \$	35,294	YES	YES		
U.S. - DEPARTMENT OF TRANSPORTATION					
ARROWHEAD REG DEVELOP COMM CFDA 20.205 \$	577,324	YES	YES		
CFDA 20.513	7,858				
	\$ 585,182				
CITY OF DULUTH CFDA 20.507 \$	681,179	YES	YES		
CITY OF EAST GRAND FORKS CFDA 20.507 \$	37,533	YES			

STATE OF MINNESOTA
OFFICE OF THE STATE AUDITOR
STATEWIDE SINGLE AUDIT
SUMMARY OF FEDERAL GRANT REVENUE
BY ADMINISTERING AGENCY
FOR THE YEAR ENDED JUNE 30, 1997

ADMINISTERING AGENCY ENTITY CFDA NUMBER	TOTAL	AUDIT REPORT ACCEPTABLE	CROSSCUTTING FINDINGS NONFEDERAL	FINDINGS FEDERAL	GRANT NONCOMPLIANCE
U.S. - DEPARTMENT OF TRANSPORTATION					
CITY OF EAST GRAND FORKS		YES			
CFDA 20.509	\$ 3,642				
	\$ 41,175				
CITY OF MOORHEAD		YES	YES	YES	
CFDA 20.505	\$ 16,533				
CFDA 20.507	202,245				
	\$ 218,778				
CITY OF ROCHESTER		YES			
CFDA 20.500	\$ 25,910				
CFDA 20.507	287,183				
	\$ 313,093				
FOND DU LAC RESERVATION		YES	YES	YES	
CFDA 20.703	\$ 14,850				
GRAND PORTAGE RESERVATION		YES			
CFDA 20.703	\$ 10,595				
HENNEPIN COUNTY		YES			
CFDA 20.512	\$ 27,029				
METROPOLITAN COUNCIL		YES	YES		
CFDA 20.500	\$ 198,870				
CFDA 20.507	6,495,073				
CFDA 20.514	265,091				YES
	\$ 6,959,034				
U.S. - ENVIRONMENTAL PROTECTION AGENCY					
BOISE FORTE RES BUS COMM		YES			
CFDA 66.505	\$ 6,645				
CFDA 66.926	53,915				
	\$ 60,560				
CITY OF FERGUS FALLS		YES	YES	YES	
CFDA 66.458	\$ 554,433				
FOND DU LAC RESERVATION		YES	YES	YES	
CFDA 66.418	\$ 499,495				
CFDA 66.419	12,784				
CFDA 66.505	56,100				
CFDA 66.600	15,000				
CFDA 66.808	32,792				
CFDA 66.926	91,826				
	\$ 707,997				

STATE OF MINNESOTA
OFFICE OF THE STATE AUDITOR
STATEWIDE SINGLE AUDIT
SUMMARY OF FEDERAL GRANT REVENUE
BY ADMINISTERING AGENCY
FOR THE YEAR ENDED JUNE 30, 1997

ADMINISTERING AGENCY ENTITY	CFDA NUMBER	TOTAL	AUDIT REPORT ACCEPTABLE	CROSSCUTTING FINDINGS NONFEDERAL	FINDINGS FEDERAL	GRANT NONCOMPLIANCE
U.S. - ENVIRONMENTAL PROTECTION AGENCY						
GRAND PORTAGE RESERVATION			YES			
CFDA	66.461	\$ 27,591				
CFDA	66.505	16,223				
CFDA	66.507	5,869				
CFDA	66.604	5,179				
CFDA	66.926	<u>60,887</u>				
		\$ 115,749				
RED LAKE BAND OF CHIPPEWA INDIANS			YES	YES		YES
CFDA	66.419	\$ 86,416				
CFDA	66.461	<u>74,835</u>				
		\$ 161,251				
SSD 1 MINNEAPOLIS			YES	YES		
CFDA	66.951	\$ 1,046				
WHITE EARTH RESERVATION			YES	YES		YES
CFDA	66.505	\$ 31,186				
CFDA	66.507	75,471				
CFDA	66.700	58,860				
CFDA	66.926	<u>42,576</u>				
		\$ 208,093				
U.S. - EQUAL EMPLOYMENT OPPORTUNITY COMMISSION						
BOISE FORTE RES BUS COMM			YES			
CFDA	30.009	\$ 26,000				
CITY OF ST PAUL			YES	YES		
CFDA	30.002	\$ 24,573				
FOND DU LAC RESERVATION			YES	YES		YES
CFDA	30.009	\$ 26,000				
U.S. - FEDERAL EMERGENCY MANAGEMENT AGENCY						
ANOKA COUNTY COMM ACTION PROG INC			YES			
CFDA	83.523	\$ 23,347				
CATHOLIC CHARITIES -ST PAUL MPLS			YES			
CFDA	83.516	\$ 50,000				
CHANNEL ONE INC			YES			
CFDA	83.523	\$ 1,860				
CITY OF ST PAUL			YES	YES		
CFDA	83.534	\$ 207,870				

STATE OF MINNESOTA
OFFICE OF THE STATE AUDITOR
STATEWIDE SINGLE AUDIT
SUMMARY OF FEDERAL GRANT REVENUE
BY ADMINISTERING AGENCY
FOR THE YEAR ENDED JUNE 30, 1997

ADMINISTERING AGENCY ENTITY CFDA NUMBER	TOTAL	AUDIT REPORT ACCEPTABLE	CROSSCUTTING FINDINGS NONFEDERAL	FINDINGS FEDERAL	GRANT NONCOMPLIANCE
U.S. - FEDERAL EMERGENCY MANAGEMENT AGENCY					
CITY OF ST PETER		YES	YES	YES	
CFDA 83.516 \$	233,918				
	\$ 233,918				
ISD 2758 REDWOOD FALLS		YES	YES	YES	
CFDA 83.516 \$	18,081				
NW COMM ACTION INC		YES			
CFDA 83.523 \$	2,249				
RENVILLE COUNTY		YES	YES		
CFDA 83.534 \$	4,201				
SEMCAC INC		YES	YES	YES	
CFDA 83.523 \$	11,526				
THREE RIVERS COMM ACT PROG		YES			
CFDA 83.523 \$	12,770				
TRI-VALLEY OPPORTUNITY COUNCIL INC		YES			
CFDA 83.523 \$	4,605				
WESTERN COMMUNITY ACTION INC		YES			
CFDA 83.523 \$	17,012				
WRIGHT COUNTY COMMUNITY ACTION INC		YES			
CFDA 83.523 \$	2,196				
U.S. - NATIONAL FOUNDATION OF ARTS & HUMANITIES					
CITY OF ROCHESTER		YES			
CFDA 45.005 \$	5,000				
U.S. - NATIONAL SCIENCE FOUNDATION					
FOND DU LAC RESERVATION		YES	YES	YES	
CFDA 47.070 \$	160,166				
CFDA 47.076	4,500				
	\$ 164,666				
INTERMEDIATE SCHOOL DISTRICT 287		YES			
CFDA 47.049 \$	201,412				
ISD 0625 ST PAUL		YES	YES	YES	
CFDA 47.076 \$	5,365				
METROPOLITAN SERVICE COOP		YES	YES	YES	
CFDA 47.076 \$	192,632				

STATE OF MINNESOTA
OFFICE OF THE STATE AUDITOR
STATEWIDE SINGLE AUDIT
SUMMARY OF FEDERAL GRANT REVENUE
BY ADMINISTERING AGENCY
FOR THE YEAR ENDED JUNE 30, 1997

ADMINISTERING AGENCY ENTITY CFDA NUMBER	TOTAL	AUDIT REPORT ACCEPTABLE	CROSSCUTTING FINDINGS NONFEDERAL	FINDINGS FEDERAL	GRANT NONCOMPLIANCE
U.S. - NATIONAL SCIENCE FOUNDATION					
SOUTH CENTRAL SERVICE COOP CFDA 47.049 \$	76,888	YES	YES	YES	
	<u>\$ 76,888</u>				
SSD 1 MINNEAPOLIS CFDA 47.076 \$	11,351	YES	YES		
	<u>11,351</u>				
U.S. - NUCLEAR REGULATORY COMMISSION					
MPLS LIBRARY BOARD CFDA 77.003 \$	4,376	YES			
	<u>4,376</u>				
U.S. - SMALL BUSINESS ADMINISTRATION					
BI-COUNTY COMM ACTION COUNCIL CFDA 59.043 \$	58,046	YES			
	<u>58,046</u>				
WHITE EARTH RESERVATION CFDA 59.043 \$	39,572	YES	YES	YES	
	<u>39,572</u>				
UNITED STATES CATHOLIC CONFERENCE					
CATHOLIC CHARITIES -ST PAUL MPLS CFDA 16.201 \$	181,293	YES			
	<u>181,293</u>				
UNITED WAY OF AMERICA					
ARROWHEAD ECON OPPORTUNITY AGENCY CFDA 83.534 \$	15,615	YES			
	<u>15,615</u>				
BIG STONE COUNTY CFDA 83.523 \$	1,546	YES	YES		
	<u>1,546</u>				
CLEARWATER COUNTY CFDA 83.523 \$	7,520	YES	YES		
CFDA 83.534	5,362				
	<u>\$ 12,882</u>				
FREEBORN COUNTY CFDA 10.568 \$	125	YES			
	<u>125</u>				
MN VALLEY ACTION COUNCIL CFDA 83.523 \$	21,794	YES			
	<u>21,794</u>				

STATE OF MINNESOTA
OFFICE OF THE STATE AUDITOR
STATEWIDE SINGLE AUDIT
SUMMARY OF FEDERAL GRANT REVENUE
BY ADMINISTERING AGENCY
FOR THE YEAR ENDED JUNE 30, 1997

ADMINISTERING AGENCY ENTITY CFDA NUMBER	TOTAL	AUDIT REPORT ACCEPTABLE	CROSSCUTTING FINDINGS NONFEDERAL	FEDERAL	GRANT NONCOMPLIANCE
UNITED WAY OF AMERICA					
PENNINGTON COUNTY CFDA 83.523 \$	2,516	YES	YES		
UNITED WAY-MPLS					
MN AIDS PROJECT CFDA 83.523 \$	6,500	YES	YES	YES	
SECOND HARVEST FOOD BANK OF MPLS CFDA 83.534 \$	9,000	YES	YES	YES	
UNIVERSITY OF KENTUCKY					
ALLINA HEALTH SYSTEMS CFDA 93.395 \$	8,208	YES			
UNIVERSITY OF MICHIGAN STATE					
SSD 1 MINNEAPOLIS CFDA 47.076 \$	52,170	YES	YES		
UNIVERSITY OF MINNESOTA					
CLEARWATER COUNTY CFDA 10.551 \$	6,640	YES	YES		
DAKOTA COUNTY CFDA 10.500 \$	14,969	YES	YES	YES	
CFDA 11.552	21,822				
	\$ 36,791				
ISD 0623 ROSEVILLE CFDA 84.086 \$	3,293	YES	YES		
ISD 0911 CAMBRIDGE CFDA 84.023 \$	103,449	YES	YES		
KANABEC COUNTY CFDA 10.561 \$	9,095	YES	YES		
LINCOLN COUNTY CFDA 10.561 \$	21,807	YES	YES		
MAHNOMEN COUNTY CFDA 10.500 \$	41,666	YES	YES		

STATE OF MINNESOTA
OFFICE OF THE STATE AUDITOR
STATEWIDE SINGLE AUDIT
SUMMARY OF FEDERAL GRANT REVENUE
BY ADMINISTERING AGENCY
FOR THE YEAR ENDED JUNE 30, 1997

ADMINISTERING AGENCY ENTITY CFDA NUMBER	TOTAL	AUDIT REPORT ACCEPTABLE	CROSSCUTTING FINDINGS NONFEDERAL	FINDINGS FEDERAL	GRANT NONCOMPLIANCE
UNIVERSITY OF MINNESOTA					
OLMSTED COUNTY		YES	YES	YES	
CFDA 10.500	\$ 61,186				
	\$ 61,186				
PACER CENTER					
CFDA 47.076	\$ 20,785	YES			
CFDA 84.133	2,431				
CFDA 84.158	25,132				
	\$ 48,348				
SSD 1 MINNEAPOLIS					
CFDA 47.076	\$ 132,341	YES	YES		
CFDA 84.117	8,387				
CFDA 84.262	28,417				
CFDA 84.273	20,042				
	\$ 189,187				
STEELE COUNTY					
CFDA 10.561	\$ 11,881	YES	YES	YES	
UNIVERSITY OF PITTSBURGH					
ALLINA HEALTH SYSTEMS					
CFDA 93.399	\$ 61,193	YES			
UNIVERSITY OF WISCONSIN					
SSD 1 MINNEAPOLIS					
CFDA 84.048	\$ 8,751	YES	YES		
UPPER MN VALLEY REG DEVELOP COMM					
LUTHERAN SOCIAL SERVICE OF MN					
CFDA 93.044	\$ 31,711	YES			
PRAIRIE FIVE COMM ACT CNL					
CFDA 10.550	\$ 87,528	YES	YES	YES	
CFDA 93.044	16,953				
CFDA 93.045	184,252				
	\$ 288,733				

STATE OF MINNESOTA
OFFICE OF THE STATE AUDITOR
STATEWIDE SINGLE AUDIT
SUMMARY OF FEDERAL GRANT REVENUE
BY ADMINISTERING AGENCY
FOR THE YEAR ENDED JUNE 30, 1997

ADMINISTERING AGENCY ENTITY CFDA NUMBER	TOTAL	AUDIT REPORT ACCEPTABLE	CROSSCUTTING FINDINGS NONFEDERAL	FEDERAL	GRANT NONCOMPLIANCE
WASECA COUNTY					
MN VALLEY ACTION COUNCIL		YES			
CFDA 10.561	\$ 7,170				
CFDA 93.561	23,674				
	<u>\$ 30,844</u>				
WATONWAN COUNTY					
MN VALLEY ACTION COUNCIL		YES			
CFDA 10.561	10,123				
CFDA 93.561	15,429				
	<u>\$ 25,552</u>				
WEST CENTRAL AREA AGENCY ON AGING					
CLAY COUNTY		YES	YES		
CFDA 93.044	\$ 28,563				
DOUGLAS COUNTY		YES	YES		
CFDA 93.044	\$ 18,269				
GRANT COUNTY		YES	YES		
CFDA 93.044	\$ 13,902				
LUTHERAN SOCIAL SERVICE OF MN		YES			
CFDA 10.570	\$ 211,934				
CFDA 93.045	207,087				
	<u>\$ 419,021</u>				
MULTI-COUNTY BOARD OF HEALTH		YES			
CFDA 93.044	\$ 9,649				
OTTER TAIL COUNTY		YES	YES		
CFDA 93.044	\$ 36,476				
POPE COUNTY		YES	YES		
CFDA 93.044	\$ 28,882				
STEVENS TRAVERSE PHNS		YES	YES		
CFDA 93.044	\$ 31,634				
TRAVERSE COUNTY		YES	YES		
CFDA 93.044	\$ 5,196				
WILKIN COUNTY		YES	YES		
CFDA 93.044	\$ 15,946				

STATE OF MINNESOTA
OFFICE OF THE STATE AUDITOR
STATEWIDE SINGLE AUDIT
SUMMARY OF FEDERAL GRANT REVENUE
BY ADMINISTERING AGENCY
FOR THE YEAR ENDED JUNE 30, 1997

ADMINISTERING AGENCY ENTITY CFDA NUMBER	TOTAL	AUDIT REPORT ACCEPTABLE	CROSSCUTTING FINDINGS NONFEDERAL	FINDINGS FEDERAL	GRANT NONCOMPLIANCE
WEST CENTRAL EDUCATION DISTRICT					
ISD 0740 MELROSE		YES	YES	YES	
CFDA 84.027 \$	11,329				
CFDA 84.048	480				
	<u>\$ 11,809</u>				
ISD 0743 SAUK CENTRE		YES	YES	YES	
CFDA 84.027 \$	16,094				
	<u>16,094</u>				
WRIGHT COUNTY					
WRIGHT COUNTY COMMUNITY ACTION INC		YES			
CFDA 93.994 \$	2,643				
	<u>2,643</u>				
GRAND TOTAL	<u>\$1,059,620,014</u>				

EXHIBIT 5

NONFEDERAL CROSSCUTTING FINDINGS

The following exhibit is a summary of nonfederal crosscutting findings by subrecipient entities by type. A nonfederal crosscutting finding is a non-monetary finding that does not pertain to any federal programs. The finding is reported within the independent auditor's report on the internal control structure in accordance with government auditing standards or in the compliance report on the general purpose or basic financial statements performed in accordance with government auditing standards. This exhibit is a complement to Exhibit 4 as it categorizes the crosscutting findings. Findings are classified into one of the following categories:

- Cash Management/Revenues (receivables, investments, etc.)
- Expenditures (purchasing, payroll, etc.)
- Fixed Assets
- General Administration, Adequacy/Propriety of Procedures
- Security for Bank Deposits
- Segregation of Duties
- State and Local Compliance (claims and disbursements, contracting and bidding, public indebtedness, conflicts of interest, other)

The resolution of crosscutting findings is the responsibility of the administering agency.

STATE OF MINNESOTA
OFFICE OF THE STATE AUDITOR
STATEWIDE SINGLE AUDIT
SUMMARY OF NONFEDERAL CROSSCUTTING FINDINGS
BY AGENCY TYPE
FOR THE YEAR ENDED JUNE 30, 1997

CITIES

CITY OF ADA
INTERNAL CONTROL/MANAGEMENT FINDINGS
Fixed Assets
Segregation of Duties

CITY OF ALEXANDRIA
INTERNAL CONTROL/MANAGEMENT FINDINGS
Security for Bank Deposits
Segregation of Duties
State and Local Compliance

CITY OF APPLETON
INTERNAL CONTROL/MANAGEMENT FINDINGS
Segregation of Duties

CITY OF ARGYLE
INTERNAL CONTROL/MANAGEMENT FINDINGS
Fixed Assets
Segregation of Duties

CITY OF AUSTIN
INTERNAL CONTROL/MANAGEMENT FINDINGS
Segregation of Duties

CITY OF BALATON
INTERNAL CONTROL/MANAGEMENT FINDINGS
Segregation of Duties

CITY OF BENSON
INTERNAL CONTROL/MANAGEMENT FINDINGS
Segregation of Duties
State and Local Compliance

CITY OF BLACKDUCK
INTERNAL CONTROL/MANAGEMENT FINDINGS
Segregation of Duties

CITY OF BROOK PARK
INTERNAL CONTROL/MANAGEMENT FINDINGS
Segregation of Duties
State and Local Compliance

CITY OF BROOTEN
INTERNAL CONTROL/MANAGEMENT FINDINGS
Segregation of Duties

CITY OF BROWNS VALLEY
INTERNAL CONTROL/MANAGEMENT FINDINGS
Segregation of Duties

CITY OF CALEDONIA
INTERNAL CONTROL/MANAGEMENT FINDINGS
State and Local Compliance

CITY OF CASS LAKE
INTERNAL CONTROL/MANAGEMENT FINDINGS
Security for Bank Deposits
Segregation of Duties

STATE OF MINNESOTA
OFFICE OF THE STATE AUDITOR
STATEWIDE SINGLE AUDIT
SUMMARY OF NONFEDERAL CROSSCUTTING FINDINGS
BY AGENCY TYPE
FOR THE YEAR ENDED JUNE 30, 1997

CITIES

CITY OF CHANDLER
INTERNAL CONTROL/MANAGEMENT FINDINGS
Segregation of Duties

CITY OF CLEAR LAKE
INTERNAL CONTROL/MANAGEMENT FINDINGS
Segregation of Duties
State and Local Compliance

CITY OF CLOQUET
INTERNAL CONTROL/MANAGEMENT FINDINGS
Security for Bank Deposits
State and Local Compliance

CITY OF COLOGNE
INTERNAL CONTROL/MANAGEMENT FINDINGS
Segregation of Duties

CITY OF CROMWELL
INTERNAL CONTROL/MANAGEMENT FINDINGS
State and Local Compliance

CITY OF CROOKSTON
INTERNAL CONTROL/MANAGEMENT FINDINGS
Fixed Assets
Security for Bank Deposits
Segregation of Duties

CITY OF DULUTH
INTERNAL CONTROL/MANAGEMENT FINDINGS
General Administration - Adequacy/Propriety of Procedures
Segregation of Duties
State and Local Compliance

CITY OF ELGIN
INTERNAL CONTROL/MANAGEMENT FINDINGS
Segregation of Duties
State and Local Compliance

CITY OF FAIRFAX
INTERNAL CONTROL/MANAGEMENT FINDINGS
Segregation of Duties

CITY OF FARIBAULT
INTERNAL CONTROL/MANAGEMENT FINDINGS
General Administration - Adequacy/Propriety of Procedures
Segregation of Duties
State and Local Compliance

CITY OF FERGUS FALLS
INTERNAL CONTROL/MANAGEMENT FINDINGS
Segregation of Duties
State and Local Compliance

CITY OF FRAZEE
INTERNAL CONTROL/MANAGEMENT FINDINGS
General Administration - Adequacy/Propriety of Procedures
Security for Bank Deposits
Segregation of Duties

STATE OF MINNESOTA
OFFICE OF THE STATE AUDITOR
STATEWIDE SINGLE AUDIT
SUMMARY OF NONFEDERAL CROSSCUTTING FINDINGS
BY AGENCY TYPE
FOR THE YEAR ENDED JUNE 30, 1997

CITIES

CITY OF FROST
INTERNAL CONTROL/MANAGEMENT FINDINGS
Fixed Assets

CITY OF GLYNDON
INTERNAL CONTROL/MANAGEMENT FINDINGS
Segregation of Duties

CITY OF GRYGLA
INTERNAL CONTROL/MANAGEMENT FINDINGS
Segregation of Duties

CITY OF HAWLEY
INTERNAL CONTROL/MANAGEMENT FINDINGS
Segregation of Duties

CITY OF HIBBING
INTERNAL CONTROL/MANAGEMENT FINDINGS
General Administration - Adequacy/Propriety of Procedures
Security for Bank Deposits
Segregation of Duties
State and Local Compliance

CITY OF HOWARD LAKE
INTERNAL CONTROL/MANAGEMENT FINDINGS
Fixed Assets
Security for Bank Deposits
Segregation of Duties
State and Local Compliance

CITY OF HUTCHINSON
INTERNAL CONTROL/MANAGEMENT FINDINGS
Security for Bank Deposits

CITY OF IVANHOE
INTERNAL CONTROL/MANAGEMENT FINDINGS
Segregation of Duties

CITY OF KELLOGG
INTERNAL CONTROL/MANAGEMENT FINDINGS
Segregation of Duties

CITY OF KIMBALL
INTERNAL CONTROL/MANAGEMENT FINDINGS
Fixed Assets
Segregation of Duties
State and Local Compliance

CITY OF LAKE PARK
INTERNAL CONTROL/MANAGEMENT FINDINGS
Fixed Assets
Segregation of Duties

CITY OF LE SUEUR
INTERNAL CONTROL/MANAGEMENT FINDINGS
Security for Bank Deposits
Segregation of Duties

CITY OF LISMORE
INTERNAL CONTROL/MANAGEMENT FINDINGS
Segregation of Duties
State and Local Compliance

STATE OF MINNESOTA
OFFICE OF THE STATE AUDITOR
STATEWIDE SINGLE AUDIT
SUMMARY OF NONFEDERAL CROSSCUTTING FINDINGS
BY AGENCY TYPE
FOR THE YEAR ENDED JUNE 30, 1997

CITIES

CITY OF MABEL
INTERNAL CONTROL/MANAGEMENT FINDINGS
General Administration - Adequacy/Propriety of Procedures
Segregation of Duties

CITY OF MAHNOMEN
INTERNAL CONTROL/MANAGEMENT FINDINGS
Segregation of Duties

CITY OF MANKATO
INTERNAL CONTROL/MANAGEMENT FINDINGS
Security for Bank Deposits

CITY OF MARSHALL
INTERNAL CONTROL/MANAGEMENT FINDINGS
Fixed Assets

CITY OF MENAHGA
INTERNAL CONTROL/MANAGEMENT FINDINGS
Security for Bank Deposits
Segregation of Duties
State and Local Compliance

CITY OF MINNEAPOLIS
INTERNAL CONTROL/MANAGEMENT FINDINGS
General Administration - Adequacy/Propriety of Procedures
State and Local Compliance

CITY OF MONTROSE
INTERNAL CONTROL/MANAGEMENT FINDINGS
Segregation of Duties

CITY OF MOORHEAD
INTERNAL CONTROL/MANAGEMENT FINDINGS
Segregation of Duties

CITY OF MOUNTAIN LAKE
INTERNAL CONTROL/MANAGEMENT FINDINGS
Segregation of Duties

CITY OF OLIVIA
INTERNAL CONTROL/MANAGEMENT FINDINGS
Security for Bank Deposits
Segregation of Duties

CITY OF OSAKIS
INTERNAL CONTROL/MANAGEMENT FINDINGS
Segregation of Duties
State and Local Compliance

CITY OF OWATONNA
INTERNAL CONTROL/MANAGEMENT FINDINGS
Security for Bank Deposits

CITY OF PARK RAPIDS
INTERNAL CONTROL/MANAGEMENT FINDINGS
Security for Bank Deposits
Segregation of Duties

STATE OF MINNESOTA
OFFICE OF THE STATE AUDITOR
STATEWIDE SINGLE AUDIT
SUMMARY OF NONFEDERAL CROSSCUTTING FINDINGS
BY AGENCY TYPE
FOR THE YEAR ENDED JUNE 30, 1997

CITIES

CITY OF PARKERS PRAIRIE
INTERNAL CONTROL/MANAGEMENT FINDINGS
Fixed Assets
Security for Bank Deposits
Segregation of Duties

CITY OF PERHAM
INTERNAL CONTROL/MANAGEMENT FINDINGS
Fixed Assets
Security for Bank Deposits
Segregation of Duties
State and Local Compliance

CITY OF PLUMMER
INTERNAL CONTROL/MANAGEMENT FINDINGS
Segregation of Duties

CITY OF RICHFIELD
INTERNAL CONTROL/MANAGEMENT FINDINGS
State and Local Compliance

CITY OF RUSHFORD [V]
INTERNAL CONTROL/MANAGEMENT FINDINGS
Segregation of Duties
State and Local Compliance

CITY OF SAUK CENTRE
INTERNAL CONTROL/MANAGEMENT FINDINGS
Segregation of Duties

CITY OF SPRING GROVE
INTERNAL CONTROL/MANAGEMENT FINDINGS
Segregation of Duties

CITY OF ST PAUL
INTERNAL CONTROL/MANAGEMENT FINDINGS
General Administration - Adequacy/Propriety of Procedures

CITY OF ST PETER
INTERNAL CONTROL/MANAGEMENT FINDINGS
Security for Bank Deposits
Segregation of Duties

CITY OF STARBUCK
INTERNAL CONTROL/MANAGEMENT FINDINGS
Segregation of Duties
State and Local Compliance

CITY OF TRUMAN
INTERNAL CONTROL/MANAGEMENT FINDINGS
Segregation of Duties

CITY OF WELCOME
INTERNAL CONTROL/MANAGEMENT FINDINGS
Segregation of Duties

CITY OF WELLS
INTERNAL CONTROL/MANAGEMENT FINDINGS
Security for Bank Deposits
Segregation of Duties

STATE OF MINNESOTA
OFFICE OF THE STATE AUDITOR
STATEWIDE SINGLE AUDIT
SUMMARY OF NONFEDERAL CROSSCUTTING FINDINGS
BY AGENCY TYPE
FOR THE YEAR ENDED JUNE 30, 1997

EXHIBIT 5
(continued)

COUNTIES

AITKIN COUNTY

INTERNAL CONTROL/MANAGEMENT FINDINGS

General Administration - Adequacy/Propriety of Procedures
Segregation of Duties
State and Local Compliance

ANOKA COUNTY

INTERNAL CONTROL/MANAGEMENT FINDINGS

General Administration - Adequacy/Propriety of Procedures
Segregation of Duties
State and Local Compliance

BECKER COUNTY

INTERNAL CONTROL/MANAGEMENT FINDINGS

Cash Management/Revenues
General Administration - Adequacy/Propriety of Procedures
Segregation of Duties
State and Local Compliance

BELTRAMI COUNTY

INTERNAL CONTROL/MANAGEMENT FINDINGS

Expenditures
General Administration - Adequacy/Propriety of Procedures
Security for Bank Deposits
Segregation of Duties
State and Local Compliance

BENTON COUNTY

INTERNAL CONTROL/MANAGEMENT FINDINGS

General Administration - Adequacy/Propriety of Procedures
Segregation of Duties
State and Local Compliance

BIG STONE COUNTY

INTERNAL CONTROL/MANAGEMENT FINDINGS

General Administration - Adequacy/Propriety of Procedures
Security for Bank Deposits
State and Local Compliance

BLUE EARTH COUNTY

INTERNAL CONTROL/MANAGEMENT FINDINGS

Cash Management/Revenues
General Administration - Adequacy/Propriety of Procedures
State and Local Compliance

BROWN COUNTY

INTERNAL CONTROL/MANAGEMENT FINDINGS

General Administration - Adequacy/Propriety of Procedures
State and Local Compliance

CARLTON COUNTY

INTERNAL CONTROL/MANAGEMENT FINDINGS

Fixed Assets
General Administration - Adequacy/Propriety of Procedures
Security for Bank Deposits
Segregation of Duties
State and Local Compliance

CARVER COUNTY

INTERNAL CONTROL/MANAGEMENT FINDINGS

Security for Bank Deposits
State and Local Compliance

STATE OF MINNESOTA
OFFICE OF THE STATE AUDITOR
STATEWIDE SINGLE AUDIT
SUMMARY OF NONFEDERAL CROSSCUTTING FINDINGS
BY AGENCY TYPE
FOR THE YEAR ENDED JUNE 30, 1997

COUNTIES

CASS COUNTY

INTERNAL CONTROL/MANAGEMENT FINDINGS
General Administration - Adequacy/Propriety of Procedures
Segregation of Duties
State and Local Compliance

CHISAGO COUNTY

INTERNAL CONTROL/MANAGEMENT FINDINGS
General Administration - Adequacy/Propriety of Procedures
Segregation of Duties
State and Local Compliance

CLAY COUNTY

INTERNAL CONTROL/MANAGEMENT FINDINGS
General Administration - Adequacy/Propriety of Procedures
Security for Bank Deposits
Segregation of Duties
State and Local Compliance

CLEARWATER COUNTY

INTERNAL CONTROL/MANAGEMENT FINDINGS
General Administration - Adequacy/Propriety of Procedures
Security for Bank Deposits
Segregation of Duties
State and Local Compliance

COOK COUNTY

INTERNAL CONTROL/MANAGEMENT FINDINGS
General Administration - Adequacy/Propriety of Procedures
Segregation of Duties
State and Local Compliance

COTTONWOOD COUNTY

INTERNAL CONTROL/MANAGEMENT FINDINGS
General Administration - Adequacy/Propriety of Procedures
State and Local Compliance

CROW WING COUNTY

INTERNAL CONTROL/MANAGEMENT FINDINGS
General Administration - Adequacy/Propriety of Procedures
Security for Bank Deposits
Segregation of Duties
State and Local Compliance

DAKOTA COUNTY

INTERNAL CONTROL/MANAGEMENT FINDINGS
General Administration - Adequacy/Propriety of Procedures
Segregation of Duties
State and Local Compliance

DODGE COUNTY

INTERNAL CONTROL/MANAGEMENT FINDINGS
General Administration - Adequacy/Propriety of Procedures
Segregation of Duties
State and Local Compliance

DOUGLAS COUNTY

INTERNAL CONTROL/MANAGEMENT FINDINGS
General Administration - Adequacy/Propriety of Procedures
Security for Bank Deposits
Segregation of Duties
State and Local Compliance

STATE OF MINNESOTA
OFFICE OF THE STATE AUDITOR
STATEWIDE SINGLE AUDIT
SUMMARY OF NONFEDERAL CROSSCUTTING FINDINGS
BY AGENCY TYPE
FOR THE YEAR ENDED JUNE 30, 1997

COUNTIES

FILLMORE COUNTY

INTERNAL CONTROL/MANAGEMENT FINDINGS

Fixed Assets
General Administration - Adequacy/Propriety of Procedures
Segregation of Duties
State and Local Compliance

GOODHUE COUNTY

INTERNAL CONTROL/MANAGEMENT FINDINGS

General Administration - Adequacy/Propriety of Procedures
State and Local Compliance

GRANT COUNTY

INTERNAL CONTROL/MANAGEMENT FINDINGS

General Administration - Adequacy/Propriety of Procedures
Segregation of Duties
State and Local Compliance

HOUSTON COUNTY

INTERNAL CONTROL/MANAGEMENT FINDINGS

General Administration - Adequacy/Propriety of Procedures
Security for Bank Deposits
Segregation of Duties
State and Local Compliance

HUBBARD COUNTY

INTERNAL CONTROL/MANAGEMENT FINDINGS

General Administration - Adequacy/Propriety of Procedures
Security for Bank Deposits
Segregation of Duties

ISANTI COUNTY

INTERNAL CONTROL/MANAGEMENT FINDINGS

General Administration - Adequacy/Propriety of Procedures
Security for Bank Deposits
Segregation of Duties
State and Local Compliance

ITASCA COUNTY

INTERNAL CONTROL/MANAGEMENT FINDINGS

Fixed Assets
General Administration - Adequacy/Propriety of Procedures
Segregation of Duties
State and Local Compliance

JACKSON COUNTY

INTERNAL CONTROL/MANAGEMENT FINDINGS

General Administration - Adequacy/Propriety of Procedures
State and Local Compliance

KANABEC COUNTY

INTERNAL CONTROL/MANAGEMENT FINDINGS

General Administration - Adequacy/Propriety of Procedures

KANDIYOHI COUNTY

INTERNAL CONTROL/MANAGEMENT FINDINGS

Fixed Assets
General Administration - Adequacy/Propriety of Procedures
Security for Bank Deposits
Segregation of Duties
State and Local Compliance

STATE OF MINNESOTA
OFFICE OF THE STATE AUDITOR
STATEWIDE SINGLE AUDIT
SUMMARY OF NONFEDERAL CROSSCUTTING FINDINGS
BY AGENCY TYPE
FOR THE YEAR ENDED JUNE 30, 1997

COUNTIES

KITTSOON COUNTY

INTERNAL CONTROL/MANAGEMENT FINDINGS

General Administration - Adequacy/Propriety of Procedures
Segregation of Duties

LAC QUI PARLE COUNTY

INTERNAL CONTROL/MANAGEMENT FINDINGS

General Administration - Adequacy/Propriety of Procedures
State and Local Compliance

LAKE COUNTY

INTERNAL CONTROL/MANAGEMENT FINDINGS

Fixed Assets
General Administration - Adequacy/Propriety of Procedures
Security for Bank Deposits
Segregation of Duties
State and Local Compliance

LAKE OF THE WOODS COUNTY

INTERNAL CONTROL/MANAGEMENT FINDINGS

Cash Management/Revenues
General Administration - Adequacy/Propriety of Procedures
Segregation of Duties

LE SUEUR COUNTY

INTERNAL CONTROL/MANAGEMENT FINDINGS

General Administration - Adequacy/Propriety of Procedures
Security for Bank Deposits
Segregation of Duties
State and Local Compliance

LINCOLN COUNTY

INTERNAL CONTROL/MANAGEMENT FINDINGS

General Administration - Adequacy/Propriety of Procedures
State and Local Compliance

MAHONOMEN COUNTY

INTERNAL CONTROL/MANAGEMENT FINDINGS

General Administration - Adequacy/Propriety of Procedures
Segregation of Duties
State and Local Compliance

MARSHALL COUNTY

INTERNAL CONTROL/MANAGEMENT FINDINGS

Cash Management/Revenues
General Administration - Adequacy/Propriety of Procedures
Segregation of Duties
State and Local Compliance

MCLEOD COUNTY

INTERNAL CONTROL/MANAGEMENT FINDINGS

General Administration - Adequacy/Propriety of Procedures
State and Local Compliance

MEEKER COUNTY

INTERNAL CONTROL/MANAGEMENT FINDINGS

General Administration - Adequacy/Propriety of Procedures
Segregation of Duties
State and Local Compliance

STATE OF MINNESOTA
OFFICE OF THE STATE AUDITOR
STATEWIDE SINGLE AUDIT
SUMMARY OF NONFEDERAL CROSSCUTTING FINDINGS
BY AGENCY TYPE
FOR THE YEAR ENDED JUNE 30, 1997

EXHIBIT 5
(continued)

COUNTIES

MILLE LACS COUNTY

INTERNAL CONTROL/MANAGEMENT FINDINGS

General Administration - Adequacy/Propriety of Procedures
Segregation of Duties

MORRISON COUNTY

INTERNAL CONTROL/MANAGEMENT FINDINGS

General Administration - Adequacy/Propriety of Procedures
Security for Bank Deposits
State and Local Compliance

MOWER COUNTY

INTERNAL CONTROL/MANAGEMENT FINDINGS

General Administration - Adequacy/Propriety of Procedures
Security for Bank Deposits
Segregation of Duties
State and Local Compliance

MURRAY COUNTY

INTERNAL CONTROL/MANAGEMENT FINDINGS

Segregation of Duties

NICOLLET COUNTY

INTERNAL CONTROL/MANAGEMENT FINDINGS

Cash Management/Revenues
General Administration - Adequacy/Propriety of Procedures
Segregation of Duties
State and Local Compliance

NOBLES COUNTY

INTERNAL CONTROL/MANAGEMENT FINDINGS

General Administration - Adequacy/Propriety of Procedures
State and Local Compliance

NORMAN COUNTY

INTERNAL CONTROL/MANAGEMENT FINDINGS

General Administration - Adequacy/Propriety of Procedures
Segregation of Duties
State and Local Compliance

OLMSTED COUNTY

INTERNAL CONTROL/MANAGEMENT FINDINGS

General Administration - Adequacy/Propriety of Procedures
State and Local Compliance

OTTER TAIL COUNTY

INTERNAL CONTROL/MANAGEMENT FINDINGS

General Administration - Adequacy/Propriety of Procedures
Security for Bank Deposits
Segregation of Duties
State and Local Compliance

PENNINGTON COUNTY

INTERNAL CONTROL/MANAGEMENT FINDINGS

Fixed Assets
General Administration - Adequacy/Propriety of Procedures
Segregation of Duties

PINE COUNTY

INTERNAL CONTROL/MANAGEMENT FINDINGS

General Administration - Adequacy/Propriety of Procedures
Segregation of Duties
State and Local Compliance 241

STATE OF MINNESOTA
OFFICE OF THE STATE AUDITOR
STATEWIDE SINGLE AUDIT
SUMMARY OF NONFEDERAL CROSSCUTTING FINDINGS
BY AGENCY TYPE
FOR THE YEAR ENDED JUNE 30, 1997

COUNTIES

POLK COUNTY
INTERNAL CONTROL/MANAGEMENT FINDINGS
General Administration - Adequacy/Propriety of Procedures
Segregation of Duties
State and Local Compliance

POPE COUNTY
INTERNAL CONTROL/MANAGEMENT FINDINGS
General Administration - Adequacy/Propriety of Procedures
Segregation of Duties

RAMSEY COUNTY
INTERNAL CONTROL/MANAGEMENT FINDINGS
General Administration - Adequacy/Propriety of Procedures
Security for Bank Deposits
Segregation of Duties
State and Local Compliance

RED LAKE COUNTY
INTERNAL CONTROL/MANAGEMENT FINDINGS
General Administration - Adequacy/Propriety of Procedures
Segregation of Duties
State and Local Compliance

REDWOOD COUNTY
INTERNAL CONTROL/MANAGEMENT FINDINGS
State and Local Compliance

RENVILLE COUNTY
INTERNAL CONTROL/MANAGEMENT FINDINGS
General Administration - Adequacy/Propriety of Procedures

RICE COUNTY
INTERNAL CONTROL/MANAGEMENT FINDINGS
General Administration - Adequacy/Propriety of Procedures
Segregation of Duties
State and Local Compliance

ROCK COUNTY
INTERNAL CONTROL/MANAGEMENT FINDINGS
State and Local Compliance

ROSEAU COUNTY
INTERNAL CONTROL/MANAGEMENT FINDINGS
General Administration - Adequacy/Propriety of Procedures
Segregation of Duties

SCOTT COUNTY
INTERNAL CONTROL/MANAGEMENT FINDINGS
General Administration - Adequacy/Propriety of Procedures
Security for Bank Deposits
Segregation of Duties
State and Local Compliance

SHERBURNE COUNTY
INTERNAL CONTROL/MANAGEMENT FINDINGS
General Administration - Adequacy/Propriety of Procedures
Segregation of Duties
State and Local Compliance

STATE OF MINNESOTA
OFFICE OF THE STATE AUDITOR
STATEWIDE SINGLE AUDIT
SUMMARY OF NONFEDERAL CROSSCUTTING FINDINGS
BY AGENCY TYPE
FOR THE YEAR ENDED JUNE 30, 1997

COUNTIES

SIBLEY COUNTY

INTERNAL CONTROL/MANAGEMENT FINDINGS

General Administration - Adequacy/Propriety of Procedures
Segregation of Duties
State and Local Compliance

ST LOUIS COUNTY

INTERNAL CONTROL/MANAGEMENT FINDINGS

General Administration - Adequacy/Propriety of Procedures
State and Local Compliance

STEARNS COUNTY

INTERNAL CONTROL/MANAGEMENT FINDINGS

General Administration - Adequacy/Propriety of Procedures
Security for Bank Deposits
Segregation of Duties
State and Local Compliance

STEELE COUNTY

INTERNAL CONTROL/MANAGEMENT FINDINGS

Fixed Assets
General Administration - Adequacy/Propriety of Procedures
Segregation of Duties
State and Local Compliance

STEVENS COUNTY

INTERNAL CONTROL/MANAGEMENT FINDINGS

General Administration - Adequacy/Propriety of Procedures
Segregation of Duties
State and Local Compliance

SWIFT COUNTY

INTERNAL CONTROL/MANAGEMENT FINDINGS

General Administration - Adequacy/Propriety of Procedures
Segregation of Duties
State and Local Compliance

TODD COUNTY

INTERNAL CONTROL/MANAGEMENT FINDINGS

Fixed Assets
General Administration - Adequacy/Propriety of Procedures
Security for Bank Deposits
Segregation of Duties
State and Local Compliance

TRAVERSE COUNTY

INTERNAL CONTROL/MANAGEMENT FINDINGS

General Administration - Adequacy/Propriety of Procedures
Segregation of Duties
State and Local Compliance

WABASHA COUNTY

INTERNAL CONTROL/MANAGEMENT FINDINGS

Fixed Assets
Segregation of Duties
State and Local Compliance

WADENA COUNTY

INTERNAL CONTROL/MANAGEMENT FINDINGS

General Administration - Adequacy/Propriety of Procedures

STATE OF MINNESOTA
OFFICE OF THE STATE AUDITOR
STATEWIDE SINGLE AUDIT
SUMMARY OF NONFEDERAL CROSSCUTTING FINDINGS
BY AGENCY TYPE
FOR THE YEAR ENDED JUNE 30, 1997

COUNTIES

WASECA COUNTY

INTERNAL CONTROL/MANAGEMENT FINDINGS

Cash Management/Revenues
General Administration - Adequacy/Propriety of Procedures
Security for Bank Deposits
Segregation of Duties
State and Local Compliance

WASHINGTON COUNTY

INTERNAL CONTROL/MANAGEMENT FINDINGS

General Administration - Adequacy/Propriety of Procedures

WATONWAN COUNTY

INTERNAL CONTROL/MANAGEMENT FINDINGS

General Administration - Adequacy/Propriety of Procedures
Security for Bank Deposits

WILKIN COUNTY

INTERNAL CONTROL/MANAGEMENT FINDINGS

General Administration - Adequacy/Propriety of Procedures
Segregation of Duties
State and Local Compliance

WINONA COUNTY

INTERNAL CONTROL/MANAGEMENT FINDINGS

General Administration - Adequacy/Propriety of Procedures
Segregation of Duties
State and Local Compliance

WRIGHT COUNTY

INTERNAL CONTROL/MANAGEMENT FINDINGS

Segregation of Duties
State and Local Compliance

YELLOW MEDICINE COUNTY

INTERNAL CONTROL/MANAGEMENT FINDINGS

State and Local Compliance

LIBRARIES

ARROWHEAD LIBRARY SYSTEM

INTERNAL CONTROL/MANAGEMENT FINDINGS

Segregation of Duties

GREAT RIVER REGIONAL LIBRARY

INTERNAL CONTROL/MANAGEMENT FINDINGS

Segregation of Duties

METROPOLITAN LIBRARY SERVICE AGENCY

INTERNAL CONTROL/MANAGEMENT FINDINGS

Segregation of Duties

PIONEERLAND LIBRARY SYSTEM

INTERNAL CONTROL/MANAGEMENT FINDINGS

Segregation of Duties

TRAVERSE DES SIOUX LIBRARY SYSTEM

INTERNAL CONTROL/MANAGEMENT FINDINGS

Segregation of Duties

STATE OF MINNESOTA
OFFICE OF THE STATE AUDITOR
STATEWIDE SINGLE AUDIT
SUMMARY OF NONFEDERAL CROSSCUTTING FINDINGS
BY AGENCY TYPE
FOR THE YEAR ENDED JUNE 30, 1997

EXHIBIT 5
(continued)

LIBRARIES

VIKING LIBRARY SYSTEM
INTERNAL CONTROL/MANAGEMENT FINDINGS
Security for Bank Deposits
Segregation of Duties

NONPROFIT AGENCIES

CHILDREN'S ADVOCATE PROG OF MANKATO
INTERNAL CONTROL/MANAGEMENT FINDINGS
Segregation of Duties

ELLOIT PARK NEIGHBORHOOD, INC
INTERNAL CONTROL/MANAGEMENT FINDINGS
Expenditures
Fixed Assets
General Administration - Adequacy/Propriety of Procedures
Segregation of Duties

FACE TO FACE HEALTH SERVICE
INTERNAL CONTROL/MANAGEMENT FINDINGS
Segregation of Duties

INTER-COUNTY COMMUNITY COUNCIL
INTERNAL CONTROL/MANAGEMENT FINDINGS
Segregation of Duties

LOCAL 41 UAW
INTERNAL CONTROL/MANAGEMENT FINDINGS
Segregation of Duties

MIGRANT HEALTH SERVICES
INTERNAL CONTROL/MANAGEMENT FINDINGS
Segregation of Duties

MN AIDS PROJECT
INTERNAL CONTROL/MANAGEMENT FINDINGS
Segregation of Duties

MN LICENSED FAMILY CHILD CARE ASSN
INTERNAL CONTROL/MANAGEMENT FINDINGS
Segregation of Duties

MN TEAMSTERS BUREAU
INTERNAL CONTROL/MANAGEMENT FINDINGS
Segregation of Duties

PRAIRIE FIVE COMM ACT CNL
INTERNAL CONTROL/MANAGEMENT FINDINGS
Segregation of Duties

RAPE AND ABUSE CRISIS CENTER
INTERNAL CONTROL/MANAGEMENT FINDINGS
Segregation of Duties

REACH-UP INCORPORATED
INTERNAL CONTROL/MANAGEMENT FINDINGS
Segregation of Duties

STATE OF MINNESOTA
OFFICE OF THE STATE AUDITOR
STATEWIDE SINGLE AUDIT
SUMMARY OF NONFEDERAL CROSSCUTTING FINDINGS
BY AGENCY TYPE
FOR THE YEAR ENDED JUNE 30, 1997

NONPROFIT AGENCIES

RURAL ENTERPRISE ACCEPTABLE LIVING
INTERNAL CONTROL/MANAGEMENT FINDINGS
Segregation of Duties

SE MN CTR FOR INDEPENDENT LIVING
INTERNAL CONTROL/MANAGEMENT FINDINGS
Segregation of Duties

SE MN PRIVATE INDUSTRY COUNCIL
INTERNAL CONTROL/MANAGEMENT FINDINGS
Segregation of Duties

SECOND HARVEST FOOD BANK OF MPLS
INTERNAL CONTROL/MANAGEMENT FINDINGS
Segregation of Duties

SEMCAC INC
INTERNAL CONTROL/MANAGEMENT FINDINGS
General Administration - Adequacy/Propriety of Procedures

SUSTAINABLE RESOURCES CENTER
INTERNAL CONTROL/MANAGEMENT FINDINGS
Segregation of Duties

TRI-COUNTY ACTION PROGRAMS
INTERNAL CONTROL/MANAGEMENT FINDINGS
Segregation of Duties

YWCA-ST PAUL
INTERNAL CONTROL/MANAGEMENT FINDINGS
Segregation of Duties

OTHER GOVERNMENTAL AGENCIES

ARROWHEAD REGIONAL CORR BOARD
INTERNAL CONTROL/MANAGEMENT FINDINGS
General Administration - Adequacy/Propriety of Procedures
Segregation of Duties

BROWN-NICOLLET CHS
INTERNAL CONTROL/MANAGEMENT FINDINGS
State and Local Compliance

CARLTON COOK LAKE ST LOUIS CO HL BD
INTERNAL CONTROL/MANAGEMENT FINDINGS
Segregation of Duties

CENTRAL MINNESOTA MCIU
INTERNAL CONTROL/MANAGEMENT FINDINGS
General Administration - Adequacy/Propriety of Procedures
Segregation of Duties

INTER-COUNTY NURSING SERVICE
INTERNAL CONTROL/MANAGEMENT FINDINGS
Segregation of Duties

KANABEC PINE CHS
INTERNAL CONTROL/MANAGEMENT FINDINGS
Segregation of Duties

STATE OF MINNESOTA
OFFICE OF THE STATE AUDITOR
STATEWIDE SINGLE AUDIT
SUMMARY OF NONFEDERAL CROSSCUTTING FINDINGS
BY AGENCY TYPE
FOR THE YEAR ENDED JUNE 30, 1997

OTHER GOVERNMENTAL AGENCIES

MPLS PUBLIC HOUSING AUTH
INTERNAL CONTROL/MANAGEMENT FINDINGS
Fixed Assets
General Administration - Adequacy/Propriety of Procedures
State and Local Compliance

PHS OF GOODHUE AND WABASHA COUNTIES
INTERNAL CONTROL/MANAGEMENT FINDINGS
General Administration - Adequacy/Propriety of Procedures

RAINBOW RIDER
INTERNAL CONTROL/MANAGEMENT FINDINGS
General Administration - Adequacy/Propriety of Procedures
Segregation of Duties

REGION VIII NORTH WELFARE BOARD
INTERNAL CONTROL/MANAGEMENT FINDINGS
General Administration - Adequacy/Propriety of Procedures
State and Local Compliance

SE MN NARCOTICS TASK FORCE
INTERNAL CONTROL/MANAGEMENT FINDINGS
General Administration - Adequacy/Propriety of Procedures
Segregation of Duties

STEVENS TRAVERSE PHNS
INTERNAL CONTROL/MANAGEMENT FINDINGS
Segregation of Duties

TRI COUNTY COMM CORRECTIONS
INTERNAL CONTROL/MANAGEMENT FINDINGS
Segregation of Duties

REGIONAL DEVELOPMENT COMMISSIONS

ARROWHEAD REG DEVELOP COMM
INTERNAL CONTROL/MANAGEMENT FINDINGS
Security for Bank Deposits

EAST CENTRAL REG DEVELOP COMM
INTERNAL CONTROL/MANAGEMENT FINDINGS
Segregation of Duties

METROPOLITAN COUNCIL
INTERNAL CONTROL/MANAGEMENT FINDINGS
General Administration - Adequacy/Propriety of Procedures
State and Local Compliance

SCHOOLS AND RELATED AGENCIES

AREA SPEC ED COOP
INTERNAL CONTROL/MANAGEMENT FINDINGS
Segregation of Duties

BEMIDJI INTERDISTRICT COUNCIL
INTERNAL CONTROL/MANAGEMENT FINDINGS
Fixed Assets
Segregation of Duties

STATE OF MINNESOTA
OFFICE OF THE STATE AUDITOR
STATEWIDE SINGLE AUDIT
SUMMARY OF NONFEDERAL CROSSCUTTING FINDINGS
BY AGENCY TYPE
FOR THE YEAR ENDED JUNE 30, 1997

SCHOOLS AND RELATED AGENCIES

CARVER-SCOTT EDUCATIONAL COOP
INTERNAL CONTROL/MANAGEMENT FINDINGS
Fixed Assets
Security for Bank Deposits
Segregation of Duties

HIAWATHA VALLEY EDUCATION DISTRICT
INTERNAL CONTROL/MANAGEMENT FINDINGS
Segregation of Duties

ISD 0004 MCGREGOR
INTERNAL CONTROL/MANAGEMENT FINDINGS
Fixed Assets
General Administration - Adequacy/Propriety of Procedures
Segregation of Duties

ISD 0012 CENTENNIAL
INTERNAL CONTROL/MANAGEMENT FINDINGS
State and Local Compliance

ISD 0013 COLUMBIA HEIGHTS
INTERNAL CONTROL/MANAGEMENT FINDINGS
Fixed Assets
Segregation of Duties
State and Local Compliance

ISD 0014 FRIDLEY
INTERNAL CONTROL/MANAGEMENT FINDINGS
Segregation of Duties

ISD 0015 ST FRANCIS
INTERNAL CONTROL/MANAGEMENT FINDINGS
Fixed Assets
Security for Bank Deposits
Segregation of Duties

ISD 0022 DETROIT LAKES
INTERNAL CONTROL/MANAGEMENT FINDINGS
Fixed Assets
Segregation of Duties

ISD 0031 BEMIDJI
INTERNAL CONTROL/MANAGEMENT FINDINGS
Fixed Assets
Security for Bank Deposits

ISD 0032 BLACKDUCK
INTERNAL CONTROL/MANAGEMENT FINDINGS
Fixed Assets
Segregation of Duties

ISD 0038 RED LAKE
INTERNAL CONTROL/MANAGEMENT FINDINGS
State and Local Compliance

ISD 0047 SAUK RAPIDS
INTERNAL CONTROL/MANAGEMENT FINDINGS
Segregation of Duties

STATE OF MINNESOTA
OFFICE OF THE STATE AUDITOR
STATEWIDE SINGLE AUDIT
SUMMARY OF NONFEDERAL CROSSCUTTING FINDINGS
BY AGENCY TYPE
FOR THE YEAR ENDED JUNE 30, 1997

SCHOOLS AND RELATED AGENCIES

ISD 0051 FOLEY
INTERNAL CONTROL/MANAGEMENT FINDINGS
Fixed Assets
Segregation of Duties

ISD 0094 CLOQUET
INTERNAL CONTROL/MANAGEMENT FINDINGS
Fixed Assets
Segregation of Duties

ISD 0115 CASS LAKE
INTERNAL CONTROL/MANAGEMENT FINDINGS
Fixed Assets
Security for Bank Deposits
Segregation of Duties
State and Local Compliance

ISD 0118 REMER
INTERNAL CONTROL/MANAGEMENT FINDINGS
Fixed Assets
Segregation of Duties
State and Local Compliance

ISD 0152 MOORHEAD
INTERNAL CONTROL/MANAGEMENT FINDINGS
Fixed Assets
Security for Bank Deposits
Segregation of Duties

ISD 0162 BAGLEY
INTERNAL CONTROL/MANAGEMENT FINDINGS
Fixed Assets
Segregation of Duties

ISD 0166 COOK COUNTY
INTERNAL CONTROL/MANAGEMENT FINDINGS
Fixed Assets
Segregation of Duties

ISD 0177 WINDOM
INTERNAL CONTROL/MANAGEMENT FINDINGS
Fixed Assets
Segregation of Duties

ISD 0181 BRAINERD
INTERNAL CONTROL/MANAGEMENT FINDINGS
Fixed Assets
State and Local Compliance

ISD 0182 CROSBY
INTERNAL CONTROL/MANAGEMENT FINDINGS
Fixed Assets
Segregation of Duties

ISD 0191 BURNSVILLE
INTERNAL CONTROL/MANAGEMENT FINDINGS
State and Local Compliance

ISD 0192 FARMINGTON
INTERNAL CONTROL/MANAGEMENT FINDINGS
Segregation of Duties

STATE OF MINNESOTA
OFFICE OF THE STATE AUDITOR
STATEWIDE SINGLE AUDIT
SUMMARY OF NONFEDERAL CROSSCUTTING FINDINGS
BY AGENCY TYPE
FOR THE YEAR ENDED JUNE 30, 1997

SCHOOLS AND RELATED AGENCIES

ISD 0194 LAKEVILLE
INTERNAL CONTROL/MANAGEMENT FINDINGS
Fixed Assets
Segregation of Duties
State and Local Compliance

ISD 0196 ROSEMOUNT
INTERNAL CONTROL/MANAGEMENT FINDINGS
Fixed Assets
State and Local Compliance

ISD 0197 WEST ST PAUL
INTERNAL CONTROL/MANAGEMENT FINDINGS
Fixed Assets
Segregation of Duties
State and Local Compliance

ISD 0199 INVER GROVE HEIGHTS
INTERNAL CONTROL/MANAGEMENT FINDINGS
Fixed Assets
Segregation of Duties
State and Local Compliance

ISD 0200 HASTINGS
INTERNAL CONTROL/MANAGEMENT FINDINGS
Fixed Assets
Segregation of Duties
State and Local Compliance

ISD 0241 ALBERT LEA
INTERNAL CONTROL/MANAGEMENT FINDINGS
State and Local Compliance

ISD 0270 HOPKINS
INTERNAL CONTROL/MANAGEMENT FINDINGS
Fixed Assets
Segregation of Duties
State and Local Compliance

ISD 0271 BLOOMINGTON
INTERNAL CONTROL/MANAGEMENT FINDINGS
Segregation of Duties
State and Local Compliance

ISD 0272 EDEN PRAIRIE
INTERNAL CONTROL/MANAGEMENT FINDINGS
Fixed Assets
State and Local Compliance

ISD 0276 MINNETONKA
INTERNAL CONTROL/MANAGEMENT FINDINGS
State and Local Compliance

ISD 0279 OSSEO
INTERNAL CONTROL/MANAGEMENT FINDINGS
Security for Bank Deposits

ISD 0283 ST LOUIS PARK
INTERNAL CONTROL/MANAGEMENT FINDINGS
State and Local Compliance

STATE OF MINNESOTA
OFFICE OF THE STATE AUDITOR
STATEWIDE SINGLE AUDIT
SUMMARY OF NONFEDERAL CROSSCUTTING FINDINGS
BY AGENCY TYPE
FOR THE YEAR ENDED JUNE 30, 1997

EXHIBIT 5
(continued)

SCHOOLS AND RELATED AGENCIES

ISD 0309 PARK RAPIDS
INTERNAL CONTROL/MANAGEMENT FINDINGS
Segregation of Duties

ISD 0316 COLERAINE
INTERNAL CONTROL/MANAGEMENT FINDINGS
Fixed Assets
Segregation of Duties

ISD 0317 DEER RIVER
INTERNAL CONTROL/MANAGEMENT FINDINGS
Fixed Assets
Segregation of Duties

ISD 0318 GRAND RAPIDS
INTERNAL CONTROL/MANAGEMENT FINDINGS
Security for Bank Deposits
Segregation of Duties

ISD 0345 NEW LONDON-SPICER
INTERNAL CONTROL/MANAGEMENT FINDINGS
Segregation of Duties

ISD 0347 WILLMAR
INTERNAL CONTROL/MANAGEMENT FINDINGS
Fixed Assets
Segregation of Duties

ISD 0361 INTERNATIONAL FALLS
INTERNAL CONTROL/MANAGEMENT FINDINGS
Segregation of Duties

ISD 0413 MARSHALL
INTERNAL CONTROL/MANAGEMENT FINDINGS
Fixed Assets
General Administration - Adequacy/Propriety of Procedures

ISD 0423 HUTCHINSON
INTERNAL CONTROL/MANAGEMENT FINDINGS
Fixed Assets

ISD 0432 MAHNOMEN
INTERNAL CONTROL/MANAGEMENT FINDINGS
Fixed Assets
Security for Bank Deposits
Segregation of Duties

ISD 0435 WAUBUN
INTERNAL CONTROL/MANAGEMENT FINDINGS
Fixed Assets
Security for Bank Deposits
Segregation of Duties
State and Local Compliance

ISD 0465 LITCHFIELD
INTERNAL CONTROL/MANAGEMENT FINDINGS
Fixed Assets
Segregation of Duties

STATE OF MINNESOTA
OFFICE OF THE STATE AUDITOR
STATEWIDE SINGLE AUDIT
SUMMARY OF NONFEDERAL CROSSCUTTING FINDINGS
BY AGENCY TYPE
FOR THE YEAR ENDED JUNE 30, 1997

SCHOOLS AND RELATED AGENCIES

- ISD 0466 DASSEL-COKATO
INTERNAL CONTROL/MANAGEMENT FINDINGS
Segregation of Duties
- ISD 0477 PRINCETON
INTERNAL CONTROL/MANAGEMENT FINDINGS
Fixed Assets
Segregation of Duties
State and Local Compliance
- ISD 0480 ONAMIA
INTERNAL CONTROL/MANAGEMENT FINDINGS
Fixed Assets
Segregation of Duties
State and Local Compliance
- ISD 0482 LITTLE FALLS
INTERNAL CONTROL/MANAGEMENT FINDINGS
Fixed Assets
Segregation of Duties
State and Local Compliance
- ISD 0484 PIERZ
INTERNAL CONTROL/MANAGEMENT FINDINGS
Segregation of Duties
State and Local Compliance
- ISD 0492 AUSTIN
INTERNAL CONTROL/MANAGEMENT FINDINGS
Fixed Assets
- ISD 0508 ST PETER
INTERNAL CONTROL/MANAGEMENT FINDINGS
Fixed Assets
State and Local Compliance
- ISD 0518 WORTHINGTON
INTERNAL CONTROL/MANAGEMENT FINDINGS
Fixed Assets
Security for Bank Deposits
Segregation of Duties
State and Local Compliance
- ISD 0535 ROCHESTER
INTERNAL CONTROL/MANAGEMENT FINDINGS
Security for Bank Deposits
Segregation of Duties
- ISD 0549 PERHAM
INTERNAL CONTROL/MANAGEMENT FINDINGS
State and Local Compliance
- ISD 0564 THIEF RIVER FALLS
INTERNAL CONTROL/MANAGEMENT FINDINGS
Fixed Assets
- ISD 0593 CROOKSTON
INTERNAL CONTROL/MANAGEMENT FINDINGS
Fixed Assets

STATE OF MINNESOTA
OFFICE OF THE STATE AUDITOR
STATEWIDE SINGLE AUDIT
SUMMARY OF NONFEDERAL CROSSCUTTING FINDINGS
BY AGENCY TYPE
FOR THE YEAR ENDED JUNE 30, 1997

SCHOOLS AND RELATED AGENCIES

ISD 0595 EAST GRAND FORKS
INTERNAL CONTROL/MANAGEMENT FINDINGS
Fixed Assets

ISD 0622 NORTH ST PAUL-MAPLEWOOD
INTERNAL CONTROL/MANAGEMENT FINDINGS
Fixed Assets
State and Local Compliance

ISD 0623 ROSEVILLE
INTERNAL CONTROL/MANAGEMENT FINDINGS
State and Local Compliance

ISD 0624 WHITE BEAR LAKE
INTERNAL CONTROL/MANAGEMENT FINDINGS
Fixed Assets
Segregation of Duties

ISD 0625 ST PAUL
INTERNAL CONTROL/MANAGEMENT FINDINGS
State and Local Compliance

ISD 0656 FARIBAULT
INTERNAL CONTROL/MANAGEMENT FINDINGS
Fixed Assets
Segregation of Duties

ISD 0659 NORTHFIELD
INTERNAL CONTROL/MANAGEMENT FINDINGS
Fixed Assets

ISD 0682 ROSEAU
INTERNAL CONTROL/MANAGEMENT FINDINGS
Fixed Assets

ISD 0690 WARROAD
INTERNAL CONTROL/MANAGEMENT FINDINGS
Segregation of Duties

ISD 0700 HERMANTOWN
INTERNAL CONTROL/MANAGEMENT FINDINGS
Security for Bank Deposits
Segregation of Duties
State and Local Compliance

ISD 0704 PROCTOR
INTERNAL CONTROL/MANAGEMENT FINDINGS
Fixed Assets
Segregation of Duties

ISD 0706 VIRGINIA
INTERNAL CONTROL/MANAGEMENT FINDINGS
Fixed Assets
Segregation of Duties

ISD 0707 NETT LAKE
INTERNAL CONTROL/MANAGEMENT FINDINGS
Fixed Assets
Segregation of Duties

STATE OF MINNESOTA
OFFICE OF THE STATE AUDITOR
STATEWIDE SINGLE AUDIT
SUMMARY OF NONFEDERAL CROSSCUTTING FINDINGS
BY AGENCY TYPE
FOR THE YEAR ENDED JUNE 30, 1997

SCHOOLS AND RELATED AGENCIES

ISD 0709 DULUTH
INTERNAL CONTROL/MANAGEMENT FINDINGS
Security for Bank Deposits
State and Local Compliance

ISD 0719 PRIOR LAKE
INTERNAL CONTROL/MANAGEMENT FINDINGS
Security for Bank Deposits
Segregation of Duties

ISD 0728 ELK RIVER
INTERNAL CONTROL/MANAGEMENT FINDINGS
Fixed Assets

ISD 0738 HOLDINGFORD
INTERNAL CONTROL/MANAGEMENT FINDINGS
Fixed Assets
Segregation of Duties

ISD 0740 MELROSE
INTERNAL CONTROL/MANAGEMENT FINDINGS
Fixed Assets
Segregation of Duties
State and Local Compliance

ISD 0741 PAYNESVILLE
INTERNAL CONTROL/MANAGEMENT FINDINGS
Fixed Assets
Segregation of Duties

ISD 0742 ST CLOUD
INTERNAL CONTROL/MANAGEMENT FINDINGS
Fixed Assets
State and Local Compliance

ISD 0743 SAUK CENTRE
INTERNAL CONTROL/MANAGEMENT FINDINGS
Fixed Assets
Segregation of Duties

ISD 0745 ALBANY
INTERNAL CONTROL/MANAGEMENT FINDINGS
Segregation of Duties

ISD 0748 SARTELL
INTERNAL CONTROL/MANAGEMENT FINDINGS
Fixed Assets
Segregation of Duties
State and Local Compliance

ISD 0750 COLD SPRING
INTERNAL CONTROL/MANAGEMENT FINDINGS
Segregation of Duties

ISD 0769 MORRIS
INTERNAL CONTROL/MANAGEMENT FINDINGS
Fixed Assets
Segregation of Duties

STATE OF MINNESOTA
OFFICE OF THE STATE AUDITOR
STATEWIDE SINGLE AUDIT
SUMMARY OF NONFEDERAL CROSSCUTTING FINDINGS
BY AGENCY TYPE
FOR THE YEAR ENDED JUNE 30, 1997

SCHOOLS AND RELATED AGENCIES

ISD 0821 MENAHGA
INTERNAL CONTROL/MANAGEMENT FINDINGS
Segregation of Duties

ISD 0829 WASECA
INTERNAL CONTROL/MANAGEMENT FINDINGS
Fixed Assets

ISD 0831 FOREST LAKE
INTERNAL CONTROL/MANAGEMENT FINDINGS
Fixed Assets
Segregation of Duties

ISD 0833 SO WASHINGTON COUNTY
INTERNAL CONTROL/MANAGEMENT FINDINGS
Fixed Assets
State and Local Compliance

ISD 0834 STILLWATER
INTERNAL CONTROL/MANAGEMENT FINDINGS
Fixed Assets

ISD 0840 ST JAMES
INTERNAL CONTROL/MANAGEMENT FINDINGS
Security for Bank Deposits
State and Local Compliance

ISD 0846 BRECKENRIDGE
INTERNAL CONTROL/MANAGEMENT FINDINGS
Segregation of Duties

ISD 0861 WINONA
INTERNAL CONTROL/MANAGEMENT FINDINGS
State and Local Compliance

ISD 0876 ANNANDALE
INTERNAL CONTROL/MANAGEMENT FINDINGS
Fixed Assets
Segregation of Duties

ISD 0877 BUFFALO
INTERNAL CONTROL/MANAGEMENT FINDINGS
Fixed Assets
Segregation of Duties

ISD 0882 MONTICELLO
INTERNAL CONTROL/MANAGEMENT FINDINGS
Fixed Assets
Segregation of Duties

ISD 0911 CAMBRIDGE
INTERNAL CONTROL/MANAGEMENT FINDINGS
Fixed Assets
Segregation of Duties
State and Local Compliance

ISD 0912 MILACA
INTERNAL CONTROL/MANAGEMENT FINDINGS
Fixed Assets
Security for Bank Deposits
Segregation of Duties
State and Local Compliance

STATE OF MINNESOTA
OFFICE OF THE STATE AUDITOR
STATEWIDE SINGLE AUDIT
SUMMARY OF NONFEDERAL CROSSCUTTING FINDINGS
BY AGENCY TYPE
FOR THE YEAR ENDED JUNE 30, 1997

SCHOOLS AND RELATED AGENCIES

- ISD 2134 UNITED SOUTH CENTRAL
INTERNAL CONTROL/MANAGEMENT FINDINGS
Segregation of Duties
- ISD 2142 ST LOUIS COUNTY
INTERNAL CONTROL/MANAGEMENT FINDINGS
General Administration - Adequacy/Propriety of Procedures
Segregation of Duties
- ISD 2144 CHISAGO LAKES
INTERNAL CONTROL/MANAGEMENT FINDINGS
Segregation of Duties
- ISD 2154 EVELETH-GILBERT
INTERNAL CONTROL/MANAGEMENT FINDINGS
Fixed Assets
Segregation of Duties
- ISD 2164 DILWORTH-GLYNDON-FELTON
INTERNAL CONTROL/MANAGEMENT FINDINGS
Fixed Assets
Security for Bank Deposits
Segregation of Duties
- ISD 2174 PINE RIVER
INTERNAL CONTROL/MANAGEMENT FINDINGS
Fixed Assets
Segregation of Duties
State and Local Compliance
- ISD 2190 YELLOW MEDICINE EAST
INTERNAL CONTROL/MANAGEMENT FINDINGS
Fixed Assets
Segregation of Duties
- ISD 2198 FILLMORE CENTRAL
INTERNAL CONTROL/MANAGEMENT FINDINGS
Segregation of Duties
State and Local Compliance
- ISD 2364 BELGRADE-BROOTEN-ELROSA
INTERNAL CONTROL/MANAGEMENT FINDINGS
Fixed Assets
Segregation of Duties
State and Local Compliance
- ISD 2365 GIBBON-FAIRFAX-WINTHROP
INTERNAL CONTROL/MANAGEMENT FINDINGS
Fixed Assets
Segregation of Duties
- ISD 2396 A.C.G.C.
INTERNAL CONTROL/MANAGEMENT FINDINGS
Fixed Assets
Security for Bank Deposits
Segregation of Duties
State and Local Compliance
- ISD 2580 ASKOV-SANDSTONE
INTERNAL CONTROL/MANAGEMENT FINDINGS
Fixed Assets
Security for Bank Deposits
Segregation of Duties
State and Local Compliance

STATE OF MINNESOTA
OFFICE OF THE STATE AUDITOR
STATEWIDE SINGLE AUDIT
SUMMARY OF NONFEDERAL CROSSCUTTING FINDINGS
BY AGENCY TYPE
FOR THE YEAR ENDED JUNE 30, 1997

SCHOOLS AND RELATED AGENCIES

ISD 2689 PIPESTONE-JASPER
INTERNAL CONTROL/MANAGEMENT FINDINGS
Security for Bank Deposits
Segregation of Duties

ISD 2711 MESABI EAST SCHOOLS
INTERNAL CONTROL/MANAGEMENT FINDINGS
Security for Bank Deposits
Segregation of Duties

ISD 2752 FAIRMONT AREA SCHOOLS
INTERNAL CONTROL/MANAGEMENT FINDINGS
Fixed Assets
Security for Bank Deposits
Segregation of Duties
State and Local Compliance

ISD 2753 LONG PRAIRIE-GREY EAGLE
INTERNAL CONTROL/MANAGEMENT FINDINGS
Fixed Assets
Security for Bank Deposits
Segregation of Duties
State and Local Compliance

ISD 2758 REDWOOD FALLS
INTERNAL CONTROL/MANAGEMENT FINDINGS
Fixed Assets
Segregation of Duties

ISD 2853 LAC QUI PARLE VALLEY
INTERNAL CONTROL/MANAGEMENT FINDINGS
Segregation of Duties

ISD 2854 ADA-BORUP
INTERNAL CONTROL/MANAGEMENT FINDINGS
Fixed Assets
Security for Bank Deposits
Segregation of Duties

METROPOLITAN SERVICE COOP
INTERNAL CONTROL/MANAGEMENT FINDINGS
Segregation of Duties

MID STATE EDUCATION DISTRICT
INTERNAL CONTROL/MANAGEMENT FINDINGS
Fixed Assets
Segregation of Duties

MN VALLEY EDUCATION DISTRICT
INTERNAL CONTROL/MANAGEMENT FINDINGS
Segregation of Duties

NORTH CENTRAL SERVICE COOP
INTERNAL CONTROL/MANAGEMENT FINDINGS
Segregation of Duties

PILOT ENHANCED PAIRED DISTRICT 3001
INTERNAL CONTROL/MANAGEMENT FINDINGS
Security for Bank Deposits
State and Local Compliance

STATE OF MINNESOTA
OFFICE OF THE STATE AUDITOR
STATEWIDE SINGLE AUDIT
SUMMARY OF NONFEDERAL CROSSCUTTING FINDINGS
BY AGENCY TYPE
FOR THE YEAR ENDED JUNE 30, 1997

SCHOOLS AND RELATED AGENCIES

RIVER BEND EDUCATION DISTRICT
INTERNAL CONTROL/MANAGEMENT FINDINGS
Security for Bank Deposits
Segregation of Duties

SOUTH CENTRAL SERVICE COOP
INTERNAL CONTROL/MANAGEMENT FINDINGS
General Administration - Adequacy/Propriety of Procedures
Security for Bank Deposits
Segregation of Duties

SOUTHERN PLAINS ED COOP
INTERNAL CONTROL/MANAGEMENT FINDINGS
Fixed Assets
Segregation of Duties

SSD 1 MINNEAPOLIS
INTERNAL CONTROL/MANAGEMENT FINDINGS
State and Local Compliance

SSD 6 SOUTH ST PAUL
INTERNAL CONTROL/MANAGEMENT FINDINGS
Fixed Assets
Segregation of Duties

SW & WEST CENTRAL SERVICE COOP
INTERNAL CONTROL/MANAGEMENT FINDINGS
Security for Bank Deposits

WEST CENTRAL EDUCATION DISTRICT
INTERNAL CONTROL/MANAGEMENT FINDINGS
Segregation of Duties

ZUMBRO EDUCATION DISTRICT
INTERNAL CONTROL/MANAGEMENT FINDINGS
Security for Bank Deposits
Segregation of Duties
State and Local Compliance

TRIBAL GOVERNMENTS

FOND DU LAC RESERVATION
INTERNAL CONTROL/MANAGEMENT FINDINGS
Cash Management/Revenues
Expenditures
Fixed Assets
General Administration - Adequacy/Propriety of Procedures

RED LAKE BAND OF CHIPPEWA INDIANS
INTERNAL CONTROL/MANAGEMENT FINDINGS
General Administration - Adequacy/Propriety of Procedures

WHITE EARTH RESERVATION
INTERNAL CONTROL/MANAGEMENT FINDINGS
General Administration - Adequacy/Propriety of Procedures

EXHIBIT 6

FEDERAL CROSSCUTTING FINDINGS

The following exhibit is a summary of federal crosscutting findings by subrecipient entities by type. A federal crosscutting finding is a non-monetary finding that is not specifically identified by a CFDA number and may affect more than one federal program. The finding is reported within the independent auditor's report on the internal control structure used in administering federal financial assistance programs or in the report on compliance with requirements applicable to federal financial assistance programs. This exhibit is a complement to Exhibit 4 as it categorizes the crosscutting findings. Findings are classified into one of the following categories:

- Cash Management/Revenues (receivables, investments, etc.)
- Expenditures (purchasing, payroll, indirect costs, etc.)
- Fixed Assets
- General Administration, Adequacy/Propriety of Procedures
- Segregation of Duties

The resolution of crosscutting findings is the responsibility of the administering agency.

STATE OF MINNESOTA
OFFICE OF THE STATE AUDITOR
STATEWIDE SINGLE AUDIT
SUMMARY OF FEDERAL CROSSCUTTING FINDINGS
BY AGENCY TYPE
FOR THE YEAR ENDED JUNE 30, 1997

CITIES

CITY OF ADA
INTERNAL CONTROL/MANAGEMENT FINDINGS
Fixed Assets
Segregation of Duties

CITY OF ALEXANDRIA
INTERNAL CONTROL/MANAGEMENT FINDINGS
Segregation of Duties

CITY OF APPLETON
INTERNAL CONTROL/MANAGEMENT FINDINGS
Segregation of Duties

CITY OF ARGYLE
INTERNAL CONTROL/MANAGEMENT FINDINGS
Fixed Assets
Segregation of Duties

CITY OF AUSTIN
INTERNAL CONTROL/MANAGEMENT FINDINGS
Segregation of Duties

CITY OF BALATON
INTERNAL CONTROL/MANAGEMENT FINDINGS
Segregation of Duties

CITY OF BLACKDUCK
INTERNAL CONTROL/MANAGEMENT FINDINGS
Segregation of Duties

CITY OF BROOK PARK
INTERNAL CONTROL/MANAGEMENT FINDINGS
General Administration - Adequacy/Propriety of Procedures
Segregation of Duties

CITY OF BROOTEN
INTERNAL CONTROL/MANAGEMENT FINDINGS
Segregation of Duties

CITY OF BROWNS VALLEY
INTERNAL CONTROL/MANAGEMENT FINDINGS
Segregation of Duties

CITY OF CASS LAKE
INTERNAL CONTROL/MANAGEMENT FINDINGS
Segregation of Duties

CITY OF CHANDLER
INTERNAL CONTROL/MANAGEMENT FINDINGS
Segregation of Duties

CITY OF CLEAR LAKE
INTERNAL CONTROL/MANAGEMENT FINDINGS
Segregation of Duties

CITY OF COLOGNE
INTERNAL CONTROL/MANAGEMENT FINDINGS
Segregation of Duties

STATE OF MINNESOTA
OFFICE OF THE STATE AUDITOR
STATEWIDE SINGLE AUDIT
SUMMARY OF FEDERAL CROSSCUTTING FINDINGS
BY AGENCY TYPE
FOR THE YEAR ENDED JUNE 30, 1997

CITIES

CITY OF CROOKSTON
INTERNAL CONTROL/MANAGEMENT FINDINGS
Fixed Assets
Segregation of Duties

CITY OF ELGIN
INTERNAL CONTROL/MANAGEMENT FINDINGS
Segregation of Duties

CITY OF FAIRFAX
INTERNAL CONTROL/MANAGEMENT FINDINGS
Segregation of Duties

CITY OF FERGUS FALLS
INTERNAL CONTROL/MANAGEMENT FINDINGS
Segregation of Duties

CITY OF FRAZEE
INTERNAL CONTROL/MANAGEMENT FINDINGS
Segregation of Duties

CITY OF GLYNDON
INTERNAL CONTROL/MANAGEMENT FINDINGS
Segregation of Duties

CITY OF GRYGLA
INTERNAL CONTROL/MANAGEMENT FINDINGS
Segregation of Duties

CITY OF HAWLEY
INTERNAL CONTROL/MANAGEMENT FINDINGS
Segregation of Duties

CITY OF HIBBING
INTERNAL CONTROL/MANAGEMENT FINDINGS
General Administration - Adequacy/Propriety of Procedures

CITY OF HOWARD LAKE
INTERNAL CONTROL/MANAGEMENT FINDINGS
Fixed Assets
Segregation of Duties

CITY OF IVANHOE
INTERNAL CONTROL/MANAGEMENT FINDINGS
Segregation of Duties

CITY OF KELLOGG
INTERNAL CONTROL/MANAGEMENT FINDINGS
Segregation of Duties

CITY OF KIMBALL
INTERNAL CONTROL/MANAGEMENT FINDINGS
Fixed Assets
Segregation of Duties

CITY OF LAKE PARK
INTERNAL CONTROL/MANAGEMENT FINDINGS
Fixed Assets
Segregation of Duties

STATE OF MINNESOTA
OFFICE OF THE STATE AUDITOR
STATEWIDE SINGLE AUDIT
SUMMARY OF FEDERAL CROSSCUTTING FINDINGS
BY AGENCY TYPE
FOR THE YEAR ENDED JUNE 30, 1997

EXHIBIT 6
(continued)

CITIES

CITY OF LE SUEUR
INTERNAL CONTROL/MANAGEMENT FINDINGS
Segregation of Duties

CITY OF LISMORE
INTERNAL CONTROL/MANAGEMENT FINDINGS
Segregation of Duties

CITY OF MABEL
INTERNAL CONTROL/MANAGEMENT FINDINGS
General Administration - Adequacy/Propriety of Procedures
Segregation of Duties

CITY OF MAHNOMEN
INTERNAL CONTROL/MANAGEMENT FINDINGS
Segregation of Duties

CITY OF MARSHALL
INTERNAL CONTROL/MANAGEMENT FINDINGS
Fixed Assets

CITY OF MENAUGA
INTERNAL CONTROL/MANAGEMENT FINDINGS
Segregation of Duties

CITY OF MINNEAPOLIS
INTERNAL CONTROL/MANAGEMENT FINDINGS
General Administration - Adequacy/Propriety of Procedures

CITY OF MONTROSE
INTERNAL CONTROL/MANAGEMENT FINDINGS
Segregation of Duties

CITY OF MOORHEAD
INTERNAL CONTROL/MANAGEMENT FINDINGS
Segregation of Duties

CITY OF MOUNTAIN LAKE
INTERNAL CONTROL/MANAGEMENT FINDINGS
Segregation of Duties

CITY OF OLIVIA
INTERNAL CONTROL/MANAGEMENT FINDINGS
Segregation of Duties

CITY OF OSAKIS
INTERNAL CONTROL/MANAGEMENT FINDINGS
Segregation of Duties

CITY OF PARK RAPIDS
INTERNAL CONTROL/MANAGEMENT FINDINGS
Segregation of Duties

CITY OF PARKERS PRAIRIE
INTERNAL CONTROL/MANAGEMENT FINDINGS
Fixed Assets
Segregation of Duties

CITY OF PERHAM
INTERNAL CONTROL/MANAGEMENT FINDINGS
Fixed Assets
Segregation of Duties

STATE OF MINNESOTA
OFFICE OF THE STATE AUDITOR
STATEWIDE SINGLE AUDIT
SUMMARY OF FEDERAL CROSSCUTTING FINDINGS
BY AGENCY TYPE
FOR THE YEAR ENDED JUNE 30, 1997

EXHIBIT 6
(continued)

CITIES

CITY OF PLUMMER
INTERNAL CONTROL/MANAGEMENT FINDINGS
Segregation of Duties

CITY OF RUSHFORD [V]
INTERNAL CONTROL/MANAGEMENT FINDINGS
Segregation of Duties

CITY OF SAUK CENTRE
INTERNAL CONTROL/MANAGEMENT FINDINGS
Segregation of Duties

CITY OF SPRING GROVE
INTERNAL CONTROL/MANAGEMENT FINDINGS
Segregation of Duties

CITY OF ST PETER
INTERNAL CONTROL/MANAGEMENT FINDINGS
Segregation of Duties

CITY OF STARBUCK
INTERNAL CONTROL/MANAGEMENT FINDINGS
Segregation of Duties

CITY OF TRUMAN
INTERNAL CONTROL/MANAGEMENT FINDINGS
Segregation of Duties

CITY OF WELCOME
INTERNAL CONTROL/MANAGEMENT FINDINGS
Segregation of Duties

CITY OF WELLS
INTERNAL CONTROL/MANAGEMENT FINDINGS
Segregation of Duties

COUNTIES

AITKIN COUNTY
INTERNAL CONTROL/MANAGEMENT FINDINGS
Expenditures

ANOKA COUNTY
INTERNAL CONTROL/MANAGEMENT FINDINGS
General Administration - Adequacy/Propriety of Procedures

BECKER COUNTY
INTERNAL CONTROL/MANAGEMENT FINDINGS
General Administration - Adequacy/Propriety of Procedures

CARLTON COUNTY
INTERNAL CONTROL/MANAGEMENT FINDINGS
Expenditures

CARVER COUNTY
INTERNAL CONTROL/MANAGEMENT FINDINGS
General Administration - Adequacy/Propriety of Procedures

STATE OF MINNESOTA
OFFICE OF THE STATE AUDITOR
STATEWIDE SINGLE AUDIT
SUMMARY OF FEDERAL CROSSCUTTING FINDINGS
BY AGENCY TYPE
FOR THE YEAR ENDED JUNE 30, 1997

COUNTIES

CASS COUNTY
INTERNAL CONTROL/MANAGEMENT FINDINGS
General Administration - Adequacy/Propriety of Procedures
Segregation of Duties

CHIPPEWA COUNTY
INTERNAL CONTROL/MANAGEMENT FINDINGS
General Administration - Adequacy/Propriety of Procedures

DAKOTA COUNTY
INTERNAL CONTROL/MANAGEMENT FINDINGS
General Administration - Adequacy/Propriety of Procedures

DODGE COUNTY
INTERNAL CONTROL/MANAGEMENT FINDINGS
General Administration - Adequacy/Propriety of Procedures

FILLMORE COUNTY
INTERNAL CONTROL/MANAGEMENT FINDINGS
General Administration - Adequacy/Propriety of Procedures

HUBBARD COUNTY
INTERNAL CONTROL/MANAGEMENT FINDINGS
General Administration - Adequacy/Propriety of Procedures

ITASCA COUNTY
INTERNAL CONTROL/MANAGEMENT FINDINGS
General Administration - Adequacy/Propriety of Procedures

LAKE OF THE WOODS COUNTY
INTERNAL CONTROL/MANAGEMENT FINDINGS
General Administration - Adequacy/Propriety of Procedures

MOWER COUNTY
INTERNAL CONTROL/MANAGEMENT FINDINGS
General Administration - Adequacy/Propriety of Procedures

NICOLLET COUNTY
INTERNAL CONTROL/MANAGEMENT FINDINGS
General Administration - Adequacy/Propriety of Procedures

OLMSTED COUNTY
INTERNAL CONTROL/MANAGEMENT FINDINGS
General Administration - Adequacy/Propriety of Procedures

PIPESTONE COUNTY
INTERNAL CONTROL/MANAGEMENT FINDINGS
General Administration - Adequacy/Propriety of Procedures

RAMSEY COUNTY
INTERNAL CONTROL/MANAGEMENT FINDINGS
General Administration - Adequacy/Propriety of Procedures

REDWOOD COUNTY
INTERNAL CONTROL/MANAGEMENT FINDINGS
General Administration - Adequacy/Propriety of Procedures

ROCK COUNTY
INTERNAL CONTROL/MANAGEMENT FINDINGS
General Administration - Adequacy/Propriety of Procedures

STATE OF MINNESOTA
OFFICE OF THE STATE AUDITOR
STATEWIDE SINGLE AUDIT
SUMMARY OF FEDERAL CROSSCUTTING FINDINGS
BY AGENCY TYPE
FOR THE YEAR ENDED JUNE 30, 1997

COUNTIES

SCOTT COUNTY
INTERNAL CONTROL/MANAGEMENT FINDINGS
General Administration - Adequacy/Propriety of Procedures

ST LOUIS COUNTY
INTERNAL CONTROL/MANAGEMENT FINDINGS
General Administration - Adequacy/Propriety of Procedures

STEELE COUNTY
INTERNAL CONTROL/MANAGEMENT FINDINGS
General Administration - Adequacy/Propriety of Procedures

WABASHA COUNTY
INTERNAL CONTROL/MANAGEMENT FINDINGS
General Administration - Adequacy/Propriety of Procedures

WASHINGTON COUNTY
INTERNAL CONTROL/MANAGEMENT FINDINGS
General Administration - Adequacy/Propriety of Procedures

WINONA COUNTY
INTERNAL CONTROL/MANAGEMENT FINDINGS
General Administration - Adequacy/Propriety of Procedures

YELLOW MEDICINE COUNTY
INTERNAL CONTROL/MANAGEMENT FINDINGS
General Administration - Adequacy/Propriety of Procedures

LIBRARIES

ARROWHEAD LIBRARY SYSTEM
INTERNAL CONTROL/MANAGEMENT FINDINGS
Segregation of Duties

GREAT RIVER REGIONAL LIBRARY
INTERNAL CONTROL/MANAGEMENT FINDINGS
Segregation of Duties

METROPOLITAN LIBRARY SERVICE AGENCY
INTERNAL CONTROL/MANAGEMENT FINDINGS
Segregation of Duties

PIONEERLAND LIBRARY SYSTEM
INTERNAL CONTROL/MANAGEMENT FINDINGS
Segregation of Duties

TRAVERSE DES SIOUX LIBRARY SYSTEM
INTERNAL CONTROL/MANAGEMENT FINDINGS
Segregation of Duties

VIKING LIBRARY SYSTEM
INTERNAL CONTROL/MANAGEMENT FINDINGS
Segregation of Duties

NONPROFIT AGENCIES

CHILDREN'S ADVOCATE PROG OF MANKATO
INTERNAL CONTROL/MANAGEMENT FINDINGS
Segregation of Duties

STATE OF MINNESOTA
OFFICE OF THE STATE AUDITOR
STATEWIDE SINGLE AUDIT
SUMMARY OF FEDERAL CROSSCUTTING FINDINGS
BY AGENCY TYPE
FOR THE YEAR ENDED JUNE 30, 1997

NONPROFIT AGENCIES

ELLOIT PARK NEIGHBORHOOD, INC
INTERNAL CONTROL/MANAGEMENT FINDINGS
Segregation of Duties

FACE TO FACE HEALTH SERVICE
INTERNAL CONTROL/MANAGEMENT FINDINGS
Segregation of Duties

INTER-COUNTY COMMUNITY COUNCIL
INTERNAL CONTROL/MANAGEMENT FINDINGS
Segregation of Duties

LOCAL 41 UAW
INTERNAL CONTROL/MANAGEMENT FINDINGS
Segregation of Duties

MIGRANT HEALTH SERVICES
INTERNAL CONTROL/MANAGEMENT FINDINGS
Segregation of Duties

MN AIDS PROJECT
INTERNAL CONTROL/MANAGEMENT FINDINGS
Segregation of Duties

MN LICENSED FAMILY CHILD CARE ASSN
INTERNAL CONTROL/MANAGEMENT FINDINGS
Segregation of Duties

MN TEAMSTERS BUREAU
INTERNAL CONTROL/MANAGEMENT FINDINGS
Segregation of Duties

PRAIRIE FIVE COMM ACT CNL
INTERNAL CONTROL/MANAGEMENT FINDINGS
Segregation of Duties

RAPE AND ABUSE CRISIS CENTER
INTERNAL CONTROL/MANAGEMENT FINDINGS
Segregation of Duties

REACH-UP INCORPORATED
INTERNAL CONTROL/MANAGEMENT FINDINGS
Segregation of Duties

RISE INC
INTERNAL CONTROL/MANAGEMENT FINDINGS
Expenditures
General Administration - Adequacy/Propriety of Procedures

RURAL ENTERPRISE ACCEPTABLE LIVING
INTERNAL CONTROL/MANAGEMENT FINDINGS
Segregation of Duties

SE MN CTR FOR INDEPENDENT LIVING
INTERNAL CONTROL/MANAGEMENT FINDINGS
Segregation of Duties

SE MN PRIVATE INDUSTRY COUNCIL
INTERNAL CONTROL/MANAGEMENT FINDINGS
Segregation of Duties

STATE OF MINNESOTA
OFFICE OF THE STATE AUDITOR
STATEWIDE SINGLE AUDIT
SUMMARY OF FEDERAL CROSSCUTTING FINDINGS
BY AGENCY TYPE
FOR THE YEAR ENDED JUNE 30, 1997

NONPROFIT AGENCIES

SECOND HARVEST FOOD BANK OF MPLS
INTERNAL CONTROL/MANAGEMENT FINDINGS
Segregation of Duties

SEMCAC INC
INTERNAL CONTROL/MANAGEMENT FINDINGS
Expenditures
General Administration - Adequacy/Propriety of Procedures

SUSTAINABLE RESOURCES CENTER
INTERNAL CONTROL/MANAGEMENT FINDINGS
Segregation of Duties

TRI-COUNTY ACTION PROGRAMS
INTERNAL CONTROL/MANAGEMENT FINDINGS
Segregation of Duties

YWCA-ST PAUL
INTERNAL CONTROL/MANAGEMENT FINDINGS
Segregation of Duties

SCHOOLS AND RELATED AGENCIES

BEMIDJI INTERDISTRICT COUNCIL
INTERNAL CONTROL/MANAGEMENT FINDINGS
Fixed Assets
Segregation of Duties

CARVER-SCOTT EDUCATIONAL COOP
INTERNAL CONTROL/MANAGEMENT FINDINGS
Segregation of Duties

HIAWATHA VALLEY EDUCATION DISTRICT
INTERNAL CONTROL/MANAGEMENT FINDINGS
Segregation of Duties

ISD 0004 MCGREGOR
INTERNAL CONTROL/MANAGEMENT FINDINGS
Fixed Assets
General Administration - Adequacy/Propriety of Procedures

ISD 0014 FRIDLEY
INTERNAL CONTROL/MANAGEMENT FINDINGS
Segregation of Duties

ISD 0015 ST FRANCIS
INTERNAL CONTROL/MANAGEMENT FINDINGS
Segregation of Duties

ISD 0022 DETROIT LAKES
INTERNAL CONTROL/MANAGEMENT FINDINGS
Segregation of Duties

ISD 0031 BEMIDJI
INTERNAL CONTROL/MANAGEMENT FINDINGS
Fixed Assets

ISD 0032 BLACKDUCK
INTERNAL CONTROL/MANAGEMENT FINDINGS
Fixed Assets
Segregation of Duties

STATE OF MINNESOTA
OFFICE OF THE STATE AUDITOR
STATEWIDE SINGLE AUDIT
SUMMARY OF FEDERAL CROSSCUTTING FINDINGS
BY AGENCY TYPE
FOR THE YEAR ENDED JUNE 30, 1997

SCHOOLS AND RELATED AGENCIES

ISD 0047 SAUK RAPIDS
INTERNAL CONTROL/MANAGEMENT FINDINGS
Segregation of Duties

ISD 0051 FOLEY
INTERNAL CONTROL/MANAGEMENT FINDINGS
Fixed Assets
Segregation of Duties

ISD 0094 CLOQUET
INTERNAL CONTROL/MANAGEMENT FINDINGS
Segregation of Duties

ISD 0115 CASS LAKE
INTERNAL CONTROL/MANAGEMENT FINDINGS
Fixed Assets
Segregation of Duties

ISD 0118 REMER
INTERNAL CONTROL/MANAGEMENT FINDINGS
Fixed Assets
Segregation of Duties

ISD 0162 BAGLEY
INTERNAL CONTROL/MANAGEMENT FINDINGS
Fixed Assets
Segregation of Duties

ISD 0166 COOK COUNTY
INTERNAL CONTROL/MANAGEMENT FINDINGS
Fixed Assets
Segregation of Duties

ISD 0177 WINDOM
INTERNAL CONTROL/MANAGEMENT FINDINGS
Fixed Assets
Segregation of Duties

ISD 0192 FARMINGTON
INTERNAL CONTROL/MANAGEMENT FINDINGS
Segregation of Duties

ISD 0270 HOPKINS
INTERNAL CONTROL/MANAGEMENT FINDINGS
Segregation of Duties

ISD 0271 BLOOMINGTON
INTERNAL CONTROL/MANAGEMENT FINDINGS
Segregation of Duties

ISD 0309 PARK RAPIDS
INTERNAL CONTROL/MANAGEMENT FINDINGS
Segregation of Duties

ISD 0316 COLERAINE
INTERNAL CONTROL/MANAGEMENT FINDINGS
Fixed Assets
Segregation of Duties

STATE OF MINNESOTA
OFFICE OF THE STATE AUDITOR
STATEWIDE SINGLE AUDIT
SUMMARY OF FEDERAL CROSSCUTTING FINDINGS
BY AGENCY TYPE
FOR THE YEAR ENDED JUNE 30, 1997

SCHOOLS AND RELATED AGENCIES

ISD 0317 DEER RIVER
INTERNAL CONTROL/MANAGEMENT FINDINGS
Fixed Assets
Segregation of Duties

ISD 0318 GRAND RAPIDS
INTERNAL CONTROL/MANAGEMENT FINDINGS
Expenditures

ISD 0345 NEW LONDON-SPICER
INTERNAL CONTROL/MANAGEMENT FINDINGS
Segregation of Duties

ISD 0347 WILLMAR
INTERNAL CONTROL/MANAGEMENT FINDINGS
Segregation of Duties

ISD 0361 INTERNATIONAL FALLS
INTERNAL CONTROL/MANAGEMENT FINDINGS
Segregation of Duties

ISD 0413 MARSHALL
INTERNAL CONTROL/MANAGEMENT FINDINGS
General Administration - Adequacy/Propriety of Procedures

ISD 0423 HUTCHINSON
INTERNAL CONTROL/MANAGEMENT FINDINGS
Fixed Assets

ISD 0432 MAHNOMEN
INTERNAL CONTROL/MANAGEMENT FINDINGS
Fixed Assets
Segregation of Duties

ISD 0435 WAUBUN
INTERNAL CONTROL/MANAGEMENT FINDINGS
Fixed Assets
Segregation of Duties

ISD 0465 LITCHFIELD
INTERNAL CONTROL/MANAGEMENT FINDINGS
Fixed Assets
Segregation of Duties

ISD 0466 DASSEL-COKATO
INTERNAL CONTROL/MANAGEMENT FINDINGS
Segregation of Duties

ISD 0477 PRINCETON
INTERNAL CONTROL/MANAGEMENT FINDINGS
Fixed Assets
Segregation of Duties

ISD 0480 ONAMIA
INTERNAL CONTROL/MANAGEMENT FINDINGS
Segregation of Duties

ISD 0482 LITTLE FALLS
INTERNAL CONTROL/MANAGEMENT FINDINGS
Fixed Assets
Segregation of Duties

STATE OF MINNESOTA
OFFICE OF THE STATE AUDITOR
STATEWIDE SINGLE AUDIT
SUMMARY OF FEDERAL CROSSCUTTING FINDINGS
BY AGENCY TYPE
FOR THE YEAR ENDED JUNE 30, 1997

SCHOOLS AND RELATED AGENCIES

ISD 0484 PIERZ
INTERNAL CONTROL/MANAGEMENT FINDINGS
Segregation of Duties

ISD 0508 ST PETER
INTERNAL CONTROL/MANAGEMENT FINDINGS
Fixed Assets

ISD 0518 WORTHINGTON
INTERNAL CONTROL/MANAGEMENT FINDINGS
Fixed Assets
Segregation of Duties

ISD 0535 ROCHESTER
INTERNAL CONTROL/MANAGEMENT FINDINGS
Fixed Assets

ISD 0593 CROOKSTON
INTERNAL CONTROL/MANAGEMENT FINDINGS
Fixed Assets

ISD 0625 ST PAUL
INTERNAL CONTROL/MANAGEMENT FINDINGS
General Administration - Adequacy/Propriety of Procedures

ISD 0659 NORTHFIELD
INTERNAL CONTROL/MANAGEMENT FINDINGS
Fixed Assets

ISD 0690 WARROAD
INTERNAL CONTROL/MANAGEMENT FINDINGS
Segregation of Duties

ISD 0706 VIRGINIA
INTERNAL CONTROL/MANAGEMENT FINDINGS
Fixed Assets
Segregation of Duties

ISD 0707 NETT LAKE
INTERNAL CONTROL/MANAGEMENT FINDINGS
Segregation of Duties

ISD 0738 HOLDINGFORD
INTERNAL CONTROL/MANAGEMENT FINDINGS
Segregation of Duties

ISD 0740 MELROSE
INTERNAL CONTROL/MANAGEMENT FINDINGS
Segregation of Duties

ISD 0741 PAYNESVILLE
INTERNAL CONTROL/MANAGEMENT FINDINGS
Segregation of Duties

ISD 0742 ST CLOUD
INTERNAL CONTROL/MANAGEMENT FINDINGS
Fixed Assets

ISD 0743 SAUK CENTRE
INTERNAL CONTROL/MANAGEMENT FINDINGS
Segregation of Duties

STATE OF MINNESOTA
OFFICE OF THE STATE AUDITOR
STATEWIDE SINGLE AUDIT
SUMMARY OF FEDERAL CROSSCUTTING FINDINGS
BY AGENCY TYPE
FOR THE YEAR ENDED JUNE 30, 1997

SCHOOLS AND RELATED AGENCIES

ISD 0745 ALBANY
INTERNAL CONTROL/MANAGEMENT FINDINGS
Segregation of Duties

ISD 0748 SARTELL
INTERNAL CONTROL/MANAGEMENT FINDINGS
Fixed Assets
Segregation of Duties

ISD 0750 COLD SPRING
INTERNAL CONTROL/MANAGEMENT FINDINGS
Segregation of Duties

ISD 0769 MORRIS
INTERNAL CONTROL/MANAGEMENT FINDINGS
Fixed Assets
Segregation of Duties

ISD 0821 MENAUGA
INTERNAL CONTROL/MANAGEMENT FINDINGS
Segregation of Duties

ISD 0829 WASECA
INTERNAL CONTROL/MANAGEMENT FINDINGS
Fixed Assets

ISD 0846 BRECKENRIDGE
INTERNAL CONTROL/MANAGEMENT FINDINGS
Segregation of Duties

ISD 0876 ANNANDALE
INTERNAL CONTROL/MANAGEMENT FINDINGS
Segregation of Duties

ISD 0877 BUFFALO
INTERNAL CONTROL/MANAGEMENT FINDINGS
Segregation of Duties

ISD 0882 MONTICELLO
INTERNAL CONTROL/MANAGEMENT FINDINGS
Segregation of Duties

ISD 2134 UNITED SOUTH CENTRAL
INTERNAL CONTROL/MANAGEMENT FINDINGS
Segregation of Duties

ISD 2144 CHISAGO LAKES
INTERNAL CONTROL/MANAGEMENT FINDINGS
Segregation of Duties

ISD 2154 EVELETH-GILBERT
INTERNAL CONTROL/MANAGEMENT FINDINGS
Fixed Assets
Segregation of Duties

ISD 2164 DILWORTH-GLYNDON-FELTON
INTERNAL CONTROL/MANAGEMENT FINDINGS
Segregation of Duties

STATE OF MINNESOTA
OFFICE OF THE STATE AUDITOR
STATEWIDE SINGLE AUDIT
SUMMARY OF FEDERAL CROSSCUTTING FINDINGS
BY AGENCY TYPE
FOR THE YEAR ENDED JUNE 30, 1997

SCHOOLS AND RELATED AGENCIES

ISD 2174 PINE RIVER
INTERNAL CONTROL/MANAGEMENT FINDINGS
Fixed Assets
Segregation of Duties

ISD 2190 YELLOW MEDICINE EAST
INTERNAL CONTROL/MANAGEMENT FINDINGS
Segregation of Duties

ISD 2198 FILLMORE CENTRAL
INTERNAL CONTROL/MANAGEMENT FINDINGS
Segregation of Duties

ISD 2364 BELGRADE-BROOTEN-ELROSA
INTERNAL CONTROL/MANAGEMENT FINDINGS
Segregation of Duties

ISD 2365 GIBBON-FAIRFAX-WINTHROP
INTERNAL CONTROL/MANAGEMENT FINDINGS
Segregation of Duties

ISD 2396 A.C.G.C.
INTERNAL CONTROL/MANAGEMENT FINDINGS
Segregation of Duties

ISD 2580 ASKOV-SANDSTONE
INTERNAL CONTROL/MANAGEMENT FINDINGS
Fixed Assets
Segregation of Duties

ISD 2689 PIPESTONE-JASPER
INTERNAL CONTROL/MANAGEMENT FINDINGS
Segregation of Duties

ISD 2752 FAIRMONT AREA SCHOOLS
INTERNAL CONTROL/MANAGEMENT FINDINGS
Fixed Assets
Segregation of Duties

ISD 2753 LONG PRAIRIE-GREY EAGLE
INTERNAL CONTROL/MANAGEMENT FINDINGS
Fixed Assets
Segregation of Duties

ISD 2758 REDWOOD FALLS
INTERNAL CONTROL/MANAGEMENT FINDINGS
Segregation of Duties

ISD 2853 LAC QUI PARLE VALLEY
INTERNAL CONTROL/MANAGEMENT FINDINGS
Segregation of Duties

METROPOLITAN SERVICE COOP
INTERNAL CONTROL/MANAGEMENT FINDINGS
Segregation of Duties

MID STATE EDUCATION DISTRICT
INTERNAL CONTROL/MANAGEMENT FINDINGS
Fixed Assets
Segregation of Duties

STATE OF MINNESOTA
OFFICE OF THE STATE AUDITOR
STATEWIDE SINGLE AUDIT
SUMMARY OF FEDERAL CROSSCUTTING FINDINGS
BY AGENCY TYPE
FOR THE YEAR ENDED JUNE 30, 1997

SCHOOLS AND RELATED AGENCIES

MN VALLEY EDUCATION DISTRICT
INTERNAL CONTROL/MANAGEMENT FINDINGS
Segregation of Duties

NORTH CENTRAL SERVICE COOP
INTERNAL CONTROL/MANAGEMENT FINDINGS
Segregation of Duties

RIVER BEND EDUCATION DISTRICT
INTERNAL CONTROL/MANAGEMENT FINDINGS
Segregation of Duties

SOUTH CENTRAL SERVICE COOP
INTERNAL CONTROL/MANAGEMENT FINDINGS
General Administration - Adequacy/Propriety of Procedures
Segregation of Duties

SOUTHERN PLAINS ED COOP
INTERNAL CONTROL/MANAGEMENT FINDINGS
Fixed Assets
Segregation of Duties

WEST CENTRAL EDUCATION DISTRICT
INTERNAL CONTROL/MANAGEMENT FINDINGS
Segregation of Duties

ZUMBRO EDUCATION DISTRICT
INTERNAL CONTROL/MANAGEMENT FINDINGS
Segregation of Duties

TRIBAL GOVERNMENTS

FOND DU LAC RESERVATION
INTERNAL CONTROL/MANAGEMENT FINDINGS
Expenditures
Fixed Assets
General Administration - Adequacy/Propriety of Procedures

RED LAKE BAND OF CHIPPEWA INDIANS
INTERNAL CONTROL/MANAGEMENT FINDINGS
General Administration - Adequacy/Propriety of Procedures

WHITE EARTH RESERVATION
INTERNAL CONTROL/MANAGEMENT FINDINGS
General Administration - Adequacy/Propriety of Procedures

BLANK