


**REPORT OF THE
STATE AUDITOR of MINNESOTA**

**FEDERALLY ASSISTED PROGRAMS
OF
SUBRECIPIENTS OF THE STATE OF MINNESOTA
FOR THE YEAR ENDED JUNE 30, 1989**




ARNE H. CARLSON

State Auditor
St. Paul, Minnesota

LEGISLATIVE REFERENCE LIBRARY
645 State Office Building
St. Paul, Minnesota 55155

HJ
11
.M626
1989



STATE OF MINNESOTA

OFFICE OF THE STATE AUDITOR
SUITE 400
525 PARK STREET
SAINT PAUL 55103

ARNE H. CARLSON
STATE AUDITOR

296-2551

March 1, 1990

Mr. Peter C. Hutchinson, Commissioner
Department of Finance
400 Centennial Office Building
658 Cedar Street
St. Paul, Minnesota 55155

Mr. James R. Nobles, Legislative Auditor
Office of the Legislative Auditor
Veterans Service Building
20 West 12th Street
St. Paul, Minnesota 55155

Mr. Jesse H. Morris
Regional Inspector General for Audit
U.S. Department of Agriculture
165 North Canal Street
Suite 1400 S-C
Chicago, Illinois 60606

Our report of Federally Assisted Programs of Subrecipients of the State of Minnesota for the year ended June 30, 1989, is enclosed.

This report is organized into five exhibits and contains information covering 833 agencies who received federal funds from a State of Minnesota Agency. This report was prepared to comply with our duties shown in the Memorandum of Understanding dated April 1983.

If you have any questions or comments regarding this report, please do not hesitate to contact my office.

Sincerely,

A handwritten signature in cursive script that reads "Arne H. Carlson".

ARNE H. CARLSON
State Auditor

Enclosure

M.38/SSA1-9

REPORT OF THE STATE AUDITOR
ON
FEDERALLY ASSISTED PROGRAMS
OF
SUBRECIPIENTS OF THE STATE OF MINNESOTA
FOR THE YEAR ENDED JUNE 30, 1989

PREPARED THROUGH A COOPERATIVE AGREEMENT BETWEEN:

Office of the State Auditor

Arne H. Carlson
State Auditor

Department of Finance

Peter C. Hutchinson
Commissioner

Office of the Legislative Auditor

James R. Nobles
Legislative Auditor

U.S. Department of Agriculture

Jesse H. Morris
Regional Inspector General for Audit

STATE OF MINNESOTA
OFFICE OF THE STATE AUDITOR
STATEWIDE SINGLE AUDIT

TABLE OF CONTENTS

	<u>Page</u>
Introduction	i
EXHIBIT 1	
Questioned costs	1
EXHIBIT 2	
Summary of Grant Revenue by CFDA Number	5
EXHIBIT 3	
Summary of Grant Revenue by Entity	11
EXHIBIT 4	
Summary of Grant Revenue by Administering Agency	
American Red Cross	33
Arrowhead Regional Development Commission	33
Beltrami County	33
Bemidji Interdistrict Council	33
Benton-Stearns Special Education Cooperative	34
Blue Cross/Blue Shield	34
Carver-Scott Vocational Center	34
Cass County	34
Central Minnesota Council on Aging	34
Central Minnesota Education Cooperative Service Unit	35
Cities	
Burnsville	35
Duluth	35
Fertile	35
Hill City	35
McIntosh	35
Miltona	36
Minneapolis	36
Minnesota City	36
Morristown	37
Nerstrand	37
Rochester	37
St Paul	37
Warren	37
Warroad	37
Willmar	38
Clay County	38
Community Action for Suburban Hennepin	38
Cook County	38
Dakota County	38
East Central Regional Development Commission	38
Goodhue-Rice-Wabasha Citizens Action Council	38
Headwaters Regional Development Commission	38

STATE OF MINNESOTA
OFFICE OF THE STATE AUDITOR
STATEWIDE SINGLE AUDIT

TABLE OF CONTENTS
(Continued)

	<u>Page</u>
EXHIBIT 4	
Summary of Grant Revenue by Administering Agency (Continued) /	
Hennepin County	39
Hennepin Technical College No 287	40
Hiawatha Valley Education District	40
Indian Health Board	40
Inter-County Community Council	40
Independent School District 075 - St Clair	40
Independent School District 094 - Cloquet	40
Independent School District 129 - Montevideo	41
Independent School District 152 - Moorhead	41
Independent School District 206 - Alexandria	41
Independent School District 347 - Willmar	41
Independent School District 453 - East Chain	41
Independent School District 697 - Eveleth	41
Independent School District 706 - Virginia	41
Independent School District 819 - Wadena	41
Independent School District 882 - Monticello	41
Independent School District 911 - Cambridge	42
Itasca County	42
Kandiyohi County	42
Lake Agassiz Special Education Cooperative	42
Le Sueur County	42
Manpower Demonstration Research Corporation	42
Martin County Special Education Cooperative	42
McLeod County	42
Meeker-Wright Special Education Cooperative	43
Metropolitan Council	43
Mid State Community Health Service	43
Mid-Minnesota Development Commission	43
Migrant Opportunity Services Inc	44
Minnesota Chippewa Tribe	44
Minnesota Valley Action Council	45
Minnesota State Departments or Agencies	
Board of Vocational Technical Education	45
Board of Public Defense	48
Council on Vocational Technical Education	48
Department of Corrections	49
Department of Education	51
Department of Finance	125
Department of Health	125
Department of Human Services	132
Department of Jobs and Training	152
Department of Natural Resources	162
Department of Public Safety	163
Department of Public Service	170

STATE OF MINNESOTA
OFFICE OF THE STATE AUDITOR
STATEWIDE SINGLE AUDIT

TABLE OF CONTENTS
(Continued)

	<u>Page</u>
EXHIBIT 4	
Summary of Grant Revenue by Administering Agency	
Minnesota State Departments or Agencies (Continued)	
Department of Trade and Economic Development	171
Department of Transportation	175
Higher Education Coordinating Board	179
Historical Society	179
Housing Finance Agency	179
Pollution Control Agency	179
State Arts Board	179
State Planning Agency	180
Minnesota River Valley Special Education Cooperative	181
National Urban League	181
Northeast Minnesota Office of Job Training	181
North Country Vocational Center	181
North Dakota-Department of Education	182
Northwest Minnesota Multi County Housing and Redevelopment Authority	182
Northwest Private Industry Council	182
Northwest Regional Development Commission	182
Northwest Minnesota Educational Cooperative Service Unit	183
Pennington County	183
Pine To Prairie Vocational Center	183
Planned Parenthood of Minnesota	183
Polk County	183
Prairie Five Community Action Council	183
Private Industry Council Five	183
Ramsey Action Programs	184
Ramsey County	184
Red Lake Band of Chippewa Indians	184
Region 5 Regional Development Commission	184
Region Nine Development Commission	185
Regional Transit Board	185
Rice County	185
River Bend Special Education Cooperative	186
Rural Minnesota CEP Inc	186
Southeast Minnesota Private Industry Council	186
Southeast Minnesota JTPA Joint Powers Board	186
SEMCAC Inc	186
Senior Resources	186
South Dakota-Department of Labor	186
Southeastern Minnesota Area Agency of Aging	186
Southeastern Minnesota Emergency Medical Service	187

STATE OF MINNESOTA
OFFICE OF THE STATE AUDITOR
STATEWIDE SINGLE AUDIT

TABLE OF CONTENTS
(Continued)

	<u>Page</u>
EXHIBIT 4	
Summary of Grant Revenue by Administering Agency (Continued)	
Southeastern Minnesota Special Education Cooperative	187
Southwest Minnesota Private Industry Council	187
Southwest Regional Development Commission	187
Special School District No 1 - Minneapolis	188
St Cloud Housing and Redevelopment Authority	188
St Louis County	188
St Olaf College	188
St Thomas College	189
Stearns County	189
Southwest and West Central Educational Cooperative Service Unit	189
Tri-Valley Opportunity Council Inc	190
United States Departments or Agencies	
Departments	
Action	190
Agriculture	191
Commerce	192
Defense	193
Education	193
Energy	201
Health and Human Services	202
Housing and Urban Development	205
Interior	207
Justice	208
Labor	208
Transportation	209
Treasury	210
Environmental Protection Agency	210
Equal Employment Opportunity Commission	211
Federal Emergency Management Agency	212
National Foundation of Arts and Humanities	212
Nuclear Regulatory Commission	212
Small Business Administration	212
Veterans Administration	212
United Way of America	212
United Way, Grand Rapids, Minnesota	212
University of Minnesota	213
Upper Minnesota Valley Regional Development Commission	213
West Central Area Agency of Aging	213
West Central Educational Cooperative Service Unit	213
West Central Minnesota Emergency Medical Service Corporation	214
White Earth Reservation	214

STATE OF MINNESOTA
OFFICE OF THE STATE AUDITOR
STATEWIDE SINGLE AUDIT

TABLE OF CONTENTS
(Continued)

	<u>Page</u>
EXHIBIT 5	
Summary of Crosscutting Findings by Agency Type	
Cities	215
Counties	219
Housing and Redevelopment Authorities	226
Indian Tribes	227
Libraries	227
Nonprofit Agencies	227
Other Governmental Agencies	230
Regional Development Commissions	230
Schools and Related Agencies	231

General

The State of Minnesota, as a recipient of federal funds, is responsible for assuring that its subrecipients of federal funds have audits in accordance with the Single Audit Act of 1984 and the Office of Management and Budget's Circular A-128.

This report on "Federally Assisted Programs of Subrecipients of the State of Minnesota" for the fiscal year ended June 30, 1989, is prepared to demonstrate the State of Minnesota's compliance with the requirement for audit of federal funds granted to its subrecipients.

This report represents a compilation of financial and compliance information pertaining to federal grants. The data has been obtained from audited financial statements of subrecipients that were submitted to this office. Subrecipients covered in the report include cities, counties, housing and redevelopment authorities, Indian Tribes, libraries, nonprofit agencies, regional development commissions, school districts, and other local units of government in Minnesota.

Although audits of nonprofit organizations are not covered by the Single Audit Act of 1984 and the Office of Management and Budget's (OMB) Circular A-128, some nonprofit agencies have agreed to a single audit, and the results of such audits are included in this report.

In addition to OMB Circular A-128, nonprofit agencies are subject to the audit requirements of OMB Circular 110, "Grants and Agreements with Institutions of Higher Education, Hospitals and Other Nonprofit Organizations."

This report includes agencies that receive federal revenues from the State of Minnesota and incurred expenditures of \$25,000 or more in federal funds. Generally, local units that receive less than \$25,000 in federal revenues are excluded from the report because single audits are not required for these agencies.

Also, this report has been prepared to provide federal, state, local units of government and other agencies with information to determine if follow-up action is required on subrecipients receiving federal funds. The Exhibits contain information that was included in audited financial statements of subrecipients having fiscal year-ends between July 1, 1988 and June 30, 1989. The resolution of questioned costs, noncompliance, and crosscutting findings are the responsibility of the agency that issued the grants.

Memorandum of Understanding

In April 1983, a Memorandum of Understanding (Memorandum) was signed that documented the arrangement for conducting a single audit of federal funds awarded directly to the State of Minnesota and expended either by the State or an authorized subrecipient. This Memorandum remains in effect for the current-year single audit report of the State.

Memorandum of Understanding (Continued)

The Memorandum outlines the broad issues agreed to, as well as the specific responsibilities of each party. The parties participating in the Memorandum and their duties are:

- The Minnesota Department of Finance serves as the lead state agency, representing all Minnesota state agencies receiving federal funds, and coordinates single audit requirements;
- The Minnesota Office of the Legislative Auditor performs the statewide single audit and prepares the audit report at the state agency level;
- The Minnesota Office of the State Auditor established reporting guidelines and procedures for subrecipients of the state and reviews resulting audit reports; and
- The U.S. Department of Agriculture, Office of the Inspector General serves as the lead cognizant audit agency, representing all federal agencies awarding funds to the State of Minnesota, and serves as liaison with the other parties participating in the Memorandum and federal agencies.

Review of Subrecipient Audit Reports

For the fiscal year ended June 30, 1989, it was determined that 944 entities received federal funds from the State of Minnesota and were required to submit audited financial statements. Not all of the subrecipients submitted audited financial statements in time to be included in this report. In some instances, reports received did not include schedules and reports on federal programs. The status of the audits, by type, are:

	Reports			
	To Be Received	Received and Accepted	Failed To Include Federal Schedules	Not Received Timely
Cities	109	97	5	7
Counties	87	87	-	-
Housing and Redevelopment Authorities	6	5	1	-
Indian Tribes	12	10	-	2
Libraries	19	19	-	-
Nonprofit Agencies	157	83	12	62
Other Governmental Agencies	34	28	-	6
Regional Development Commissions	10	10	-	-
Schools and Related Agencies	510	494	-	16
Total	944	833	18	93
 Percent	 100%	 88.2%	 1.9%	 9.7%

Review of Subrecipients Audit Reports (Continued)

Of the 833 audit reports accepted, 19 were tentatively classified as unacceptable. The auditors were advised of the reasons the reports were unacceptable and allowed 15 days to revise the report. In the event the report was not revised, the grantor agency and grantee would be advised of the deficiencies. In the 19 instances cited above, all auditors filed acceptable revised single audit reports.

In addition to the above, an additional 74 letters were sent to audit firms advising them of deficiencies in their single audit reports. These deficiencies were of a minor nature, such as incorrect Catalog of Federal Domestic Assistance numbers and administering agency or immaterial reporting deficiencies.

In those instances where audited financial statements failed to include schedules on federal programs or where the audit reports have not been received, it is the grantor state agencies' responsibility to ensure that acceptable audit reports are obtained. Grantor state agencies have been advised of their subrecipients' deficiencies.

Contents of This Report

This report contains five Exhibits. Information contained in these Exhibits was taken from single audit reports filed with the Office of the State Auditor by subrecipients of the State of Minnesota. The Exhibits are:

- Exhibit 1 Questioned Costs
- Exhibit 2 Summary of Grant Revenue by Catalog of Federal Domestic Assistance Number (CFDA)
- Exhibit 3 Summary of Grant Revenue by Entity
- Exhibit 4 Summary of Grant Revenue by Administering Agency
- Exhibit 4 Summary of Crosscutting Findings by Agency Type

Information contained in each of the Exhibits is:

- Exhibit 1 A summary of questioned costs by administrative agency (grantor), entity (grantee), CFDA number, reason and the amount of the questioned costs.
- Exhibit 2 Summarized federal grant revenue by CFDA number and by the administering grantor agency type--federal, state or other agency.
- Exhibit 3 A summary of federal grant revenue by entity, and the administrative agency type--federal, state or other agency. The Exhibit also shows those agencies which were to file a single audit report, but it was not received timely or did not include the reports on federal programs.
- Exhibit 4 Summarizes federal grant revenue by the administrative agency, CFDA number, audited grant revenue. The Exhibit also indicates if there are crosscutting findings, grant noncompliance and if the report meets the single audit reporting requirements (is acceptable).

Contents of This Report (Continued)

Exhibit 5 A generic listing of the crosscutting findings by subrecipient. This Exhibit is a complement to Exhibit 4 as it indicates the types of crosscutting findings.

In several instances, the subrecipients' Schedule of Federal Financial Assistance did not include a CFDA number. These programs were included in this report and assigned a number which identified the federal agency and three zeros (i.e., CFDA No. 84.000).

For any detail regarding information in these Exhibits, the audit report should be reviewed or the subrecipient should be contacted.

Report Distribution

This report will be distributed to:

- U.S. Department of Agriculture, the cognizant agency for the State of Minnesota,
- Grantor agencies of the federal government,
- State of Minnesota agencies which subgranted federal funds on a pass-through basis,
- Selected local agencies which subgranted federal funds on a pass-through basis, and
- Other interested organizations.

Statistical Information

The number of agencies having single audits has increased to 833 for the fiscal year ended June 30, 1989, as compared to 498 for the fiscal year ended June 30, 1983. The following table shows the number of subrecipients having single audits for each of the seven years ended June 30, 1989:

<u>Type of Agency</u>	<u>1989</u>	<u>1988</u>	<u>1987</u>	<u>1986</u>	<u>1985</u>	<u>1984</u>	<u>1983</u>
Cities	97	81	67	45	47	7	-
Counties	87	87	87	86	35	3	-
Housing and Redevelopment Authorities	5	6	3	2	1	-	-
Indian Tribes	10	9	11	2	-	-	-
Libraries	19	19	16	-	-	-	-
Nonprofit Agencies	83	64	63	26	23	13	-
Other Governmental Units	28	23	14	8	2	-	-
Regional Development Commissions	10	10	10	10	8	7	6
Schools and Related Agencies	494	501	497	497	493	490	492
Total	833	800	768	676	609	520	498
Increase Since 1983	67%	61%	55%	36%	23%	5%	-

Statistical Information (Continued)

Audited federal grant revenue in acceptable and unacceptable audits has increased from \$262 million in 1984 to \$940 million in 1989. The following table summarizes the audited federal grant revenue by administering agency type:

Audited Federal Grant Revenue	(In Millions)						
	1989	1988	1987	1986	1985	1984	1983
Acceptable Audits							
Federal	\$ 204	\$ 190	\$ 207	\$ 195	\$ 118	\$ 64	\$ 8
State	711	639	574	435	307	189	67
Other	24	20	19	17	8	1	1
Total Acceptable Audits	\$ 939	\$ 849	\$ 800	\$ 647	\$ 433	\$ 254	\$ 76
Unacceptable Audits							
Federal	\$ -	\$ -	\$ 15	\$ 7	\$ 1	\$ 1	\$ -
State	-	-	22	25	20	6	19
Other	-	-	1	2	1	1	-
Total Unacceptable Audits	\$ -	\$ -	\$ 38	\$ 34	\$ 22	\$ 8	\$ 19
Grand Total	\$ 939	\$ 849	\$ 838	\$ 681	\$ 455	\$ 262	\$ 95

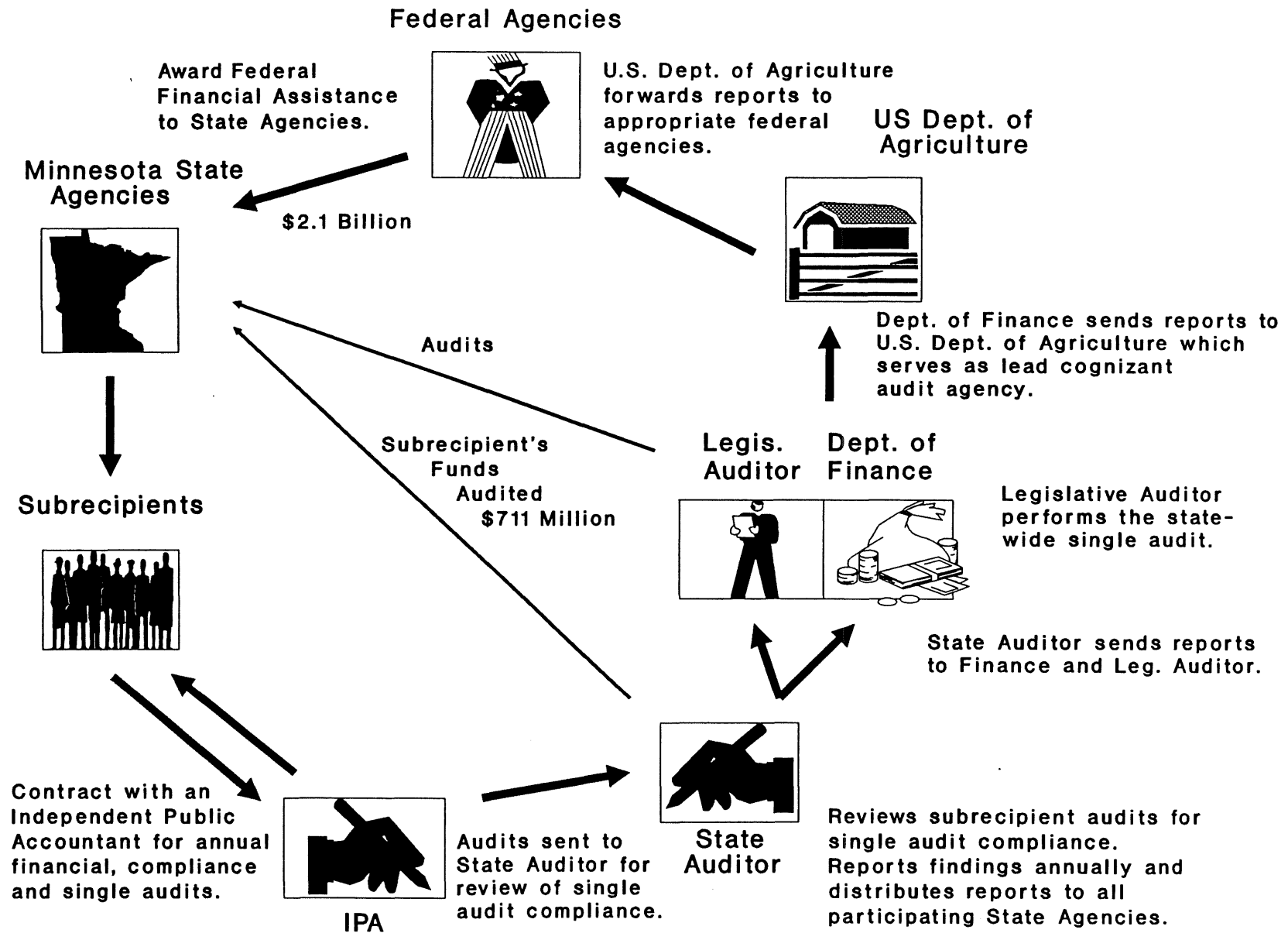
Questioned costs have ranged from \$49,708 to \$30,880,419. The following is a tabulation of the questioned costs for each of the seven years ended June 30, 1989:

June 30	Amount
1989	\$ 1,525,853
1988	875,697
1987	1,345,874
1986	30,880,419*
1985	3,025,195
1984	79,535
1983	43,708

* Includes \$30,074,794 of questioned costs of County Human Service expenditures because there were no approved indirect cost plans for these agencies.

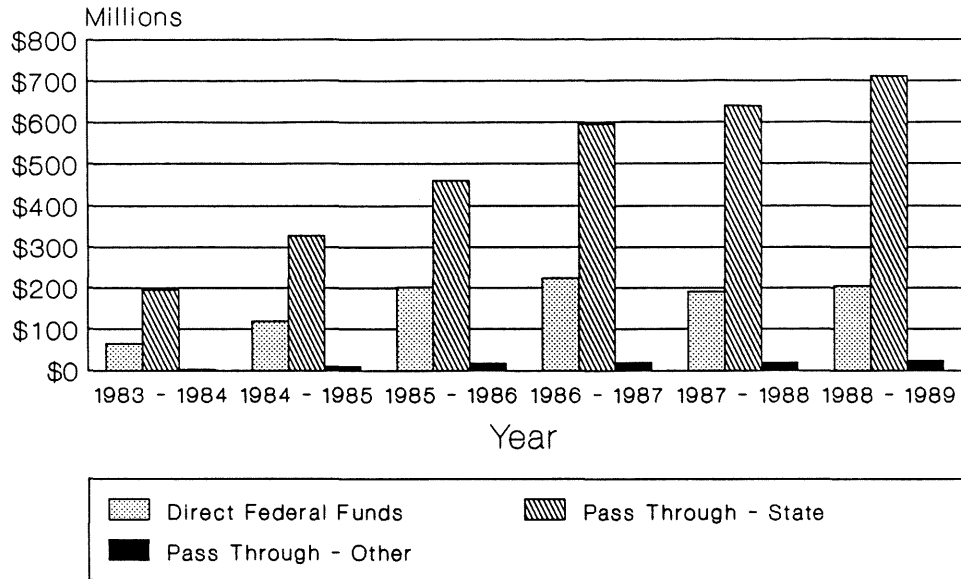
The following charts and graphs illustrate changes that have occurred since the first state-wide single audit report was issued.

HT:tg
/FAP1-6



STATEWIDE SINGLE AUDIT

Funding Source



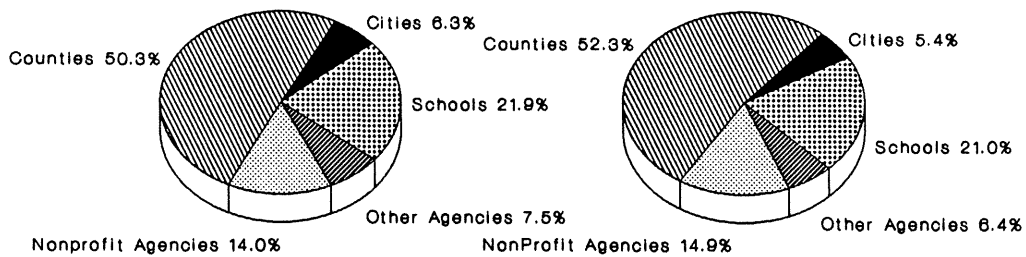
STATEWIDE SINGLE AUDIT

State Pass Through Funds - Distribution

For the years ended

June 30, 1988

June 30, 1989



STATE OF MINNESOTA
OFFICE OF THE STATE AUDITOR
STATEWIDE SINGLE AUDIT
QUESTIONED COSTS
FOR THE YEAR ENDED JUNE 30, 1989

ADMINISTERING AGENCY	NAME OF ENTITY	CFDA NUMBER	REASON	AMOUNT
HENNEPIN COUNTY				
	CITY OF CRYSTAL	14.218	Expenditures	\$ 7,233
MN - BD OF VOCATIONAL TECHNICAL EDUCATION				
	ISD 011 ANOKA	84.048	Expenditures	\$ 162,626
	ISD 454 FAIRMONT	84.048	Grant Administration	591
				\$ 163,217
MN - DEPARTMENT OF EDUCATION				
	CROW RIVER SPECIAL ED COOP	84.027	Grant Compliance	\$ 6,984
	ISD 004 MCGREGOR	10.550	Grant Compliance	64
	ISD 081 CONFREY	10.550	Grant Reporting	681
	ISD 127 MAYNARD	10.555	Grant Reporting	109
		84.155	Grant Reporting	178
	ISD 129 MONTEVIDEO	10.550	Grant Compliance	176
	ISD 196 ROSEMOUNT-APPLE VALLEY	84.027	Grant Administration	650
	ISD 219 ELMORE	84.186	Expenditures	581
	ISD 222 KIESTER	10.555	Grant Reporting	44
	ISD 280 RICHFIELD	84.151	Grant Compliance	1,069
	ISD 281 ROBBINSDALE	84.151	Grant Compliance	333
	ISD 378 DAWSON	84.151	Expenditures	211
	ISD 453 EAST CHAIN	84.186	Expenditures	477
	ISD 463 EDEN VALLEY	10.555	Grant Reporting	665
	ISD 531 BYRON	84.155	Expenditures	23,195
	ISD 625 ST PAUL	10.553	Grant Reporting	27
		84.027	Grant Compliance	530
	ISD 670 LUVERNE	84.186	Expenditures	2,216
	ISD 792 LONG PRAIRIE	10.555	Expenditures	364
	ISD 834 STILLWATER	84.010	Expenditures	11,711
		84.024	Expenditures	8,802
	METRONET	84.035	Expenditures	116
	SSD 1 MINNEAPOLIS	84.027	Expenditures	1,800
				\$ 60,983
MN - DEPARTMENT OF HUMAN SERVICES				
BELTRAMI COUNTY				
		10.551	Expenditures	\$ 1,489
		13.658	Expenditures	65
		13.714	Expenditures	2,004
		13.780	Expenditures	2,546
		13.783	Expenditures	2,087
		13.787	Expenditures	37
	CHRYSALIS, A CENTER FOR WOMEN	13.992	Expenditures	35,066
FILLMORE COUNTY				
		13.780	Grant Compliance	1,105
		13.783	Grant Administration	50,813
FREEBORN COUNTY				
		13.658	Grant Reporting	433
LAKE COUNTY				
		13.714	Expenditures	1,438

STATE OF MINNESOTA
OFFICE OF THE STATE AUDITOR
STATEWIDE SINGLE AUDIT
QUESTIONED COSTS
FOR THE YEAR ENDED JUNE 30, 1989

ADMINISTERING AGENCY	NAME OF ENTITY	CFDA NUMBER	REASON	AMOUNT
MN - DEPARTMENT OF HUMAN SERVICES				
	MINN CHIPPEWA TRIBE	13.000	Grant Reporting	1,925
	MOWER COUNTY	10.551	Expenditures	12,087
		13.658	Expenditures	4,180
		13.714	Expenditures	14,653
		13.780	Expenditures	13,968
		13.783	Expenditures	7,673
		13.787	Expenditures	58
	STEELE COUNTY	13.658	Expenditures	4,641
		13.667	Expenditures	217,800
	WASECA COUNTY	13.658	Expenditures	2,811
		13.667	Grant Compliance	66,439
	WILKIN COUNTY	10.551	Expenditures	106
		13.658	Expenditures	1
		13.714	Expenditures	149
		13.780	Expenditures	108
		13.783	Expenditures	143
		13.787	Expenditures	2

				\$ 443,827

MN - DEPARTMENT OF JOBS & TRAINING				
	BLINDNESS LEARNING IN NEW DIMENSION	84.126	Expenditures	\$ 43,246
	BOISE FORTE RES BUS COMM	13.789	Expenditures	62
		13.792	Expenditures	187
	CITY OF DULUTH	17.235	Expenditures	30,057
	DULUTH COMM ACTION PROG INC	13.789	Expenditures	24
		81.042	Grant Compliance	550
	FREEBORN COUNTY	13.792	Expenditures & Grant Administration	3,925
	INTERSTATE REHABILITATION CENTER	84.126	Expenditures	73
	MINNESOTA VALLEY ACTION COUNCIL	13.789	Expenditures	25
		13.792	Expenditures	8
	OTTERTAIL-WADENA COMM ACT CNCL	13.789	Grant Administration	1,965
	RAMSEY ACTION PROGRAMS	13.792	Grant Administration	233
	SE MN JTPA JOINT POWERS BOARD	17.250	Expenditures & Grant Compliance	586,955
	WEST CENTRAL MN COMM ACTION CNCL	13.789	Expenditures	31

				\$ 667,341

MN - DEPARTMENT OF PUBLIC SAFETY				
	CITY OF BURNSVILLE	16.579	Cash Management	\$ 5,100
	CITY OF MINNETONKA	83.516	Cash Management	60
	KOOCHICHING COUNTY	83.503	Grant Reporting	404
	SOUTHWEST METRO TASK FORCE	16.579	Expenditures & Grant Reporting	2,731

				\$ 8,295

STATE OF MINNESOTA
OFFICE OF THE STATE AUDITOR
STATEWIDE SINGLE AUDIT
QUESTIONED COSTS
FOR THE YEAR ENDED JUNE 30, 1989

ADMINISTERING AGENCY	NAME OF ENTITY	CFDA NUMBER	REASON	AMOUNT
MN - DEPARTMENT OF PUBLIC SERVICE	MPLS/ST PAUL HOUSING FINANCE BOARD	81.041	Grant Compliance	\$ 400

MN - DEPARTMENT OF TRADE AND ECONOMIC DEVELOPMENT	CITY OF ARCO	14.228	Expenditures	\$ 1,783
	CITY OF KARLSTAD	14.228	Expenditures	5,682
	CITY OF PORTER	14.228	Expenditures	175
	MINNESOTA VALLEY ACTION COUNCIL	14.228	Expenditures	1

				\$ 7,641

MN - DEPARTMENT OF TRANSPORTATION	CITY OF MONTEVIDEO	20.509	Grant Compliance	\$ 5,000

MN - STATE PLANNING AGENCY	ISD 378 DAWSON	13.992	Expenditures	\$ 155

U.S. - DEPARTMENT OF AGRICULTURE	LEECH LAKE RESERVATION BUS COMM	10.433	Expenditures	\$ 367
		10.550	Expenditures	1,186

				\$ 1,553

U.S. - DEPARTMENT OF COMMERCE	MINN CHIPPEWA TRIBE	11.303	Expenditures	\$ 1,333

U.S. - DEPARTMENT OF EDUCATION	FOND DU LAC RESERVATION	84.072	Grant Administration	\$ 3,224
	ISD 011 ANOKA	84.032	Expenditures	2,190
		84.063	Expenditures	1,616
	ISD 077 MANKATO	84.063	Grant Compliance	703
	ISD 152 MOORHEAD	84.063	Expenditures	173
	ISD 625 ST PAUL	84.063	Grant Administration	294
	ISD 709 DULUTH	84.063	Expenditures	1,333
	ISD 793 STAPLES	84.063	Grant Reporting	298
	LEECH LAKE RESERVATION BUS COMM	84.101	Expenditures	556
	SSD 1 MINNEAPOLIS	84.063	Grant Compliance	73,118
		84.032	Grant Compliance	2,126

				\$ 85,631

U.S. - DEPARTMENT OF HEALTH & HUMAN SERVICES	LEECH LAKE RESERVATION BUS COMM	13.228	Expenditures	\$ 1,498
		13.600	Expenditures	12,172
	LOWER SIOUX COMM COUNCIL	13.991	Expenditures	15,114

STATE OF MINNESOTA
OFFICE OF THE STATE AUDITOR
STATEWIDE SINGLE AUDIT
QUESTIONED COSTS
FOR THE YEAR ENDED JUNE 30, 1989

ADMINISTERING AGENCY	NAME OF ENTITY	CFDA NUMBER	REASON	AMOUNT
U.S. - DEPARTMENT OF HEALTH & HUMAN SERVICES	MINNESOTA VALLEY ACTION COUNCIL	13.600	Expenditures	12

				\$ 28,796

U.S. - DEPARTMENT OF HOUSING & URBAN DEVELOPMENT	LEECH LAKE RESERVATION BUS COMM	10.433	Expenditures	\$ 57
	MINNESOTA VALLEY ACTION COUNCIL	14.156	Grant Reporting	25

				\$ 82

U.S. - DEPARTMENT OF INTERIOR	FOND DU LAC RESERVATION	15.130	Grant Reporting	\$ 16,079
	LEECH LAKE RESERVATION BUS COMM	15.130	Expenditures	1,030
		15.141	Expenditures	124
	MINN CHIPPEWA TRIBE	15.100	Expenditures & Grant Reporting	7,773
		15.114	Expenditures	3,283
		15.130	Grant Reporting	6,962

				\$ 35,251

U.S. - DEPARTMENT OF LABOR	LEECH LAKE RESERVATION BUS COMM	17.250	Expenditures	\$ 175
		17.251	Expenditures	2,693

				\$ 2,868

U.S. - ENVIRONMENTAL PROTECTION AGENCY	METROPOLITAN WASTE CONTROL COMM	66.418	Expenditures	\$ 6,106

UNITED WAY OF AMERICA	FREEBORN COUNTY	83.523	Grant Compliance	\$ 81

UPPER MN VALLEY REG DEVELOP COMM	CITY OF MONTEVIDEO	13.633	Expenditures	\$ 60

Total Questioned Costs				\$ 1,525,853
				=====

STATE OF MINNESOTA
OFFICE OF THE STATE AUDITOR
STATEWIDE SINGLE AUDIT
SUMMARY OF GRANT REVENUE BY CFDA NUMBER
FOR THE YEAR ENDED JUNE 30, 1989

AUDITED GRANT REVENUE AMOUNTS

CFDA NUMBER	DIRECT FEDERAL	----- PASS THROUGH -----		TOTAL
		STATE	OTHER AGENCY	
10.000	\$	\$	\$ 12,754	\$ 12,754
10.063	4,432	4,432
10.069	17,961	17,961
10.418	635,796	635,796
10.433	829,266	829,266
10.443	529	529
10.550	937,187	21,156,937	395,039	22,489,163
10.551	59,330	7,933,542	7,992,872
10.553	1,791,299	1,791,299
10.555	109,312	36,009,560	36,118,872
10.556	329,208	329,208
10.557	18,568	5,022,433	40,781	5,081,782
10.558	25,104,770	25,104,770
10.559	73,823	776,228	850,051
10.560	123,117	123,117
10.568	857,375	52,101	909,476
10.569	855,728	855,728
10.665	29,229	268,746	162,547	460,522
10.669	515,043	515,043
10.901	87,069	87,069
10.902	31,013	31,013
11.300	1,035,371	1,035,371
11.301	102,271	102,271
11.302	324,745	9,644	334,389
11.303	149,964	149,964
11.307	727,366	727,366
11.550	146,610	146,610
11.800	170,210	170,210
12.104	450	3,324	3,774
13.000	1,167,123	486,235	1,653,358
13.110	133,692	243,933	377,625
13.118	308,134	22,393	330,527
13.125	121,381	121,381
13.128	6,826	6,826
13.129	161,050	161,050
13.138	175,358	175,358
13.141	52,481	52,481
13.150	115,751	8,800	124,551
13.151	89,527	89,527
13.217	1,873,720	48,509	43,112	1,965,341
13.228	4,563,682	4,563,682
13.242	38,660	38,660
13.260	21,504	70,769	92,273
13.277	130,692	130,692
13.375	202,056	202,056
13.600	17,041,917	75	17,041,992

STATE OF MINNESOTA
OFFICE OF THE STATE AUDITOR
STATEWIDE SINGLE AUDIT
SUMMARY OF GRANT REVENUE BY CFDA NUMBER
FOR THE YEAR ENDED JUNE 30, 1989

AUDITED GRANT REVENUE AMOUNTS

CFDA NUMBER	DIRECT FEDERAL	----- PASS THROUGH -----		TOTAL
		STATE	OTHER AGENCY	
13.608	\$	\$ 13,210	\$	\$ 13,210
13.612	389,365	389,365
13.630	289,071	359,455	648,526
13.631	49,754	49,754
13.633	27,837	4,728,791	2,066,293	6,822,921
13.635	16,245	4,611,744	4,917,479	9,545,468
13.641	44,047	2,985	47,032
13.645	983,851	983,851
13.655	270,232	270,232
13.658	11,121,778	11,121,778
13.667	44,469,179	239,498	44,708,677
13.668	16,814	16,814
13.670	18,747	18,747
13.671	9,320	9,320
13.714	29,449,423	29,449,423
13.766	25,013	25,013
13.773	430,720	430,720
13.780	228,240,599	228,240,599
13.783	14,090,428	14,090,428
13.786	592	592
13.787	11,842,185	347,008	12,189,193
13.788	99,959	99,959
13.789	56,511,596	56,511,596
13.790	393,152	393,152
13.792	12,234,324	225,132	12,459,456
13.793	28,736	28,736
13.795	7,029	7,029
13.888	115,419	115,419
13.974	59,540	59,540
13.987	79,644	79,644
13.991	68,947	232,735	1,320	303,002
13.992	131,506	2,557,513	39,785	2,728,804
13.993	96,501	96,501
13.994	4,572,424	208,096	4,780,520
14.156	36,159,903	98,339	97,077	36,355,319
14.158	2,312,074	2,312,074
14.169	4,400	4,400
14.170	169,773	169,773
14.218	32,103,045	2,049,671	34,152,716
14.219	1,546,884	145,647	1,692,531
14.220	316,004	15,377	331,381
14.221	1,297,377	1,297,377
14.222	8,712	8,712
14.228	451,509	12,195,804	792,682	13,439,995
14.230	827,235	27,418	854,653
14.231	190,857	456,641	166,962	814,460

STATE OF MINNESOTA
OFFICE OF THE STATE AUDITOR
STATEWIDE SINGLE AUDIT
SUMMARY OF GRANT REVENUE BY CFDA NUMBER
FOR THE YEAR ENDED JUNE 30, 1989

AUDITED GRANT REVENUE AMOUNTS

CFDA NUMBER	DIRECT FEDERAL	----- PASS THROUGH -----		TOTAL
		STATE	OTHER AGENCY	
14.232	\$ 63,326	\$	\$	\$ 63,326
14.401	38,000	38,000
14.850	14,617,050	129,144	14,746,194
14.852	1,104,748	1,104,748
15.000	2,112,420	696,519	2,808,939
15.100	588,708	588,708
15.103	462,840	462,840
15.108	544,290	544,290
15.111	12,243	12,243
15.114	946,008	946,008
15.117	28,336	28,336
15.118	172,452	172,452
15.130	4,091,676	120,771	4,212,447
15.135	175,188	175,188
15.139	99,693	99,693
15.141	363,811	363,811
15.142	1,313,193	1,313,193
15.143	1,000	1,000
15.144	42,770	339,407	382,177
15.145	30,937	30,937
15.182	12,687	12,687
15.602	202,977	202,977
15.605	361,315	361,315
15.806	165,215	165,215
15.904	20,775	20,775
15.916	133,456	133,456
15.919	28,619	2,500	31,119
16.540	602,285	602,285
16.573	631,808	631,808
16.574	43,787	43,787
16.575	253,050	253,050
16.579	1,706,140	15,500	1,721,640
17.207	1,668	105,586	107,254
17.232	11,578	11,578
17.235	425,950	1,495,259	493,047	2,414,256
17.245	1,667	1,667
17.246	46,989	1,763,283	1,295,227	3,105,499
17.247	3,013,099	380,279	3,393,378
17.248	5,392	37,418	42,810
17.249	376	50,357	50,733
17.250	209,779	24,314,832	5,965,135	30,489,746
17.251	854,708	854,708
17.600	108,944	108,944
17.802	5,946	5,946
20.005	31,918	31,918
20.106	10,475	7,187,851	7,198,326

STATE OF MINNESOTA
OFFICE OF THE STATE AUDITOR
STATEWIDE SINGLE AUDIT
SUMMARY OF GRANT REVENUE BY CFDA NUMBER
FOR THE YEAR ENDED JUNE 30, 1989

AUDITED GRANT REVENUE AMOUNTS

CFDA NUMBER	DIRECT FEDERAL	----- PASS THROUGH -----		TOTAL
		STATE	OTHER AGENCY	
20.205	\$ 82,612	\$ 5,492,129	\$	\$ 5,574,741
20.308	44,706	44,706
20.500	89,348	25,523	114,871
20.505	613,956	47,771	361,751	1,023,478
20.507	210,421	138,904	349,325
20.509	33,733	2,111,995	2,145,728
20.512	63,432	63,432
20.513	24,407	24,407
20.600	1,525,154	858,079	2,383,233
21.006	2,617	2,617
30.002	49,325	49,325
30.009	23,555	23,555
45.007	1,700	1,700
45.009	1,950	1,950
45.010	10,000	44,200	54,200
47.049	2,267	2,267
59.037	62,540	19,676	13,999	96,215
64.121	10,113	10,113
66.000	80,117	80,117
66.418	19,762,298	1,406,268	21,168,566
66.702	1,147,407	15,414	1,162,821
66.703	172,814	232,424	405,238
66.801	3,125	3,125
72.001	523,149	523,149
72.002	439,538	439,538
72.008	274,705	274,705
72.015	2,744	2,744
77.003	9,744	9,744
81.041	4,868,505	4,868,505
81.042	10,525,786	10,525,786
81.052	300,462	5,937	306,399
81.081	63,276	63,276
83.000	28,069	28,069
83.403	51,219	51,219
83.502	5,120	5,120
83.503	773,542	25,519	799,061
83.504	25,237	11,215	36,452
83.512	47,385	47,385
83.513	45,000	45,000
83.516	31,193	2,992,101	31,137	3,054,431
83.523	5,490	5,490
84.000	81,093	81,093
84.002	1,215,789	4,613	1,220,402
84.003	659,500	285	659,785
84.007	981,615	981,615
84.009	124,887	124,887

STATE OF MINNESOTA
OFFICE OF THE STATE AUDITOR
STATEWIDE SINGLE AUDIT
SUMMARY OF GRANT REVENUE BY CFDA NUMBER
FOR THE YEAR ENDED JUNE 30, 1989

AUDITED GRANT REVENUE AMOUNTS

CFDA NUMBER	DIRECT FEDERAL	----- PASS THROUGH -----		TOTAL
		STATE	OTHER AGENCY	
84.010	\$	\$ 46,407,913	\$ 14,998	\$ 46,422,911
84.011	1,389,448	51,202	1,440,650
84.013	212,252	212,252
84.014	87,426	87,426
84.018	112,678	112,678
84.023	197,201	197,201
84.024	250,445	250,445
84.025	78,917	85,254	164,171
84.027	23,478,461	1,193,733	24,672,194
84.029	79,204	79,204
84.032
84.033	1,384,225	1,384,225
84.034	1,147,914	1,147,914
84.035	319,558	319,558
84.038	3,292	3,292
84.040	315,777	315,777
84.041	5,738,903	5,738,903
84.044	84,683	84,683
84.048	10,706,033	15,692	10,721,725
84.049	377,428	377,428
84.050	85,146	85,146
84.053	5,526	5,526
84.060	1,686,981	14,262	1,701,243
84.061	197,503	2,411	199,914
84.063	25,234,424	25,234,424
84.072	137,707	137,707
84.073	269,357	27,343	29,680	326,380
84.078	535,738	535,738
84.086	20,726	44,446	65,172
84.101	156,781	23,129	179,910
84.126	68	341,360	341,428
84.128	251,967	103,525	355,492
84.129	218,905	218,905
84.132	412,454	412,454
84.133	51,626	51,626
84.146	167,963	451,796	619,759
84.151	6,805,451	6,805,451
84.154	472,812	472,812
84.155	252,800	252,800
84.161	69,588	88,492	158,080
84.162	55,809	55,809
84.163	7,778	7,778
84.164	1,000	1,136,574	3,152	1,140,726
84.167	37,524	33,391	70,915
84.168	37,893	37,893
84.169	9,621	9,621

STATE OF MINNESOTA
OFFICE OF THE STATE AUDITOR
STATEWIDE SINGLE AUDIT
SUMMARY OF GRANT REVENUE BY CFDA NUMBER
FOR THE YEAR ENDED JUNE 30, 1989

AUDITED GRANT REVENUE AMOUNTS

CFDA NUMBER	DIRECT FEDERAL	----- PASS THROUGH -----		TOTAL
		STATE	OTHER AGENCY	
84.171	\$ 8,767	\$	\$	\$ 8,767
84.173	2,028,879	46,609	2,075,488
84.174	16,688	16,688
84.177	21,600	21,600
84.178	158,726	158,726
84.181	286,906	286,906
84.186	15,619	2,060,457	1,877	2,077,953
84.191	22,348	22,348
84.192	446	446
TOTAL	\$204,163,792	\$711,017,061	\$24,108,061	\$ 939,288,914
	=====	=====	=====	=====

STATE OF MINNESOTA
OFFICE OF THE STATE AUDITOR
STATEWIDE SINGLE AUDIT
SUMMARY OF GRANT REVENUE BY ENTITY
FOR THE YEAR ENDED JUNE 30, 1989

NAME OF ENTITY	----- PASS THROUGH -----			TOTAL	AUDIT REPORT ACCEPTABLE
	DIRECT FEDERAL	STATE	OTHER AGENCY		
CITIES					
CITY OF ADA	127,140	127,140	YES
CITY OF AKELEY	398,914	151,260	550,174	YES
CITY OF ALBERT LEA	349,126	349,126	YES
CITY OF ALBERTA	29,756	35,657	65,413	YES
CITY OF ALEXANDRIA	61,574	61,574	YES
CITY OF ARCO	84,595	84,595	YES
CITY OF ARLINGTON	926,997	127,071	1,054,068	YES
CITY OF ASKOV	244,096	244,096	YES
CITY OF ATWATER	Failed to report in time for this publication				
CITY OF AUSTIN	508,870	422,567	931,437	YES
CITY OF BATTLE LAKE	861,029	100,000	961,029	YES
CITY OF BEMIDJI	39,546	39,546	YES
CITY OF BENSON	113,385	113,385	YES
CITY OF BIWABIK	16,891	121,800	138,691	YES
CITY OF BLOOMINGTON	2,060,376	69,376	190,730	2,320,482	YES
CITY OF BRAHAN	34,584	34,584	YES
CITY OF BRAINERD	68,897	68,897	YES
CITY OF BRECKENRIDGE	55,109	55,109	YES
CITY OF BREEZY POINT	38,000	38,000	YES
CITY OF BUCKMAN	Failed to report in time for this publication				
CITY OF BURNSVILLE	173,146	173,146	YES
CITY OF CANBY	39,112	3,270	42,382	YES
CITY OF CANNON FALLS	64,156	29,414	93,570	YES
CITY OF CARVER	191,318	184,906	376,224	YES
CITY OF CASS LAKE	9,782	314,239	324,021	YES
CITY OF CHISHOLM	204,488	204,488	YES
CITY OF CLARKFIELD	50,000	50,000	YES
CITY OF CLEARBROOK	157,704	65,982	223,686	YES
CITY OF CROOKSTON	401,370	63,515	464,885	YES
CITY OF CRYSTAL	96,211	130,488	226,699	YES
CITY OF DEER RIVER	11,791	92,383	104,174	YES
CITY OF DETROIT LAKES	159,393	159,393	YES
CITY OF DONNELLY	331,080	331,080	YES
CITY OF DULUTH	2,744,558	2,053,653	211,847	5,010,058	YES
CITY OF EAGAN	109,645	109,645	YES
CITY OF EDEN PRAIRIE	18,902	17,156	36,058	YES
CITY OF ELBOW LAKE	Failed to report in time for this publication				
CITY OF ELKO	23,139	76,769	99,908	YES
CITY OF ELYSIAN	78,768	78,768	YES
CITY OF ERSKINE	347,472	13,526	360,998	YES
CITY OF EVELTH	228,000	228,000	YES
CITY OF FAIRMONT	167,000	27,953	194,953	YES
CITY OF FARIBAULT	287,433	363,792	651,225	YES
CITY OF FERGUS FALLS	388,010	502,041	890,051	YES
CITY OF FERTILE	36,764	36,764	YES

STATE OF MINNESOTA
OFFICE OF THE STATE AUDITOR
STATEWIDE SINGLE AUDIT
SUMMARY OF GRANT REVENUE BY ENTITY
FOR THE YEAR ENDED JUNE 30, 1989

NAME OF ENTITY	----- PASS THROUGH -----			TOTAL	AUDIT REPORT ACCEPTABLE
	DIRECT FEDERAL	STATE	OTHER AGENCY		
CITIES					
CITY OF FLOODWOOD	Failed to report in time for this publication				
CITY OF FOREST LAKE	68,375	28,929	97,304	YES
CITY OF FOSSSTON	73,436	61,322	134,758	YES
CITY OF GOLDEN VALLEY	181,735	181,735	YES
CITY OF GRYGLA	Audit Report did not include reports on federal programs				
CITY OF HASTINGS	44,236	44,236	YES
CITY OF HENDERSON	51,509	144,130	195,639	YES
CITY OF HILL CITY	87,069	243,828	330,897	YES
CITY OF HOUSTON	Audit Report did not include reports on federal programs				
CITY OF HOWARD LAKE	134,285	335,709	469,994	YES
CITY OF HUTCHINSON	2,099,987	32,044	2,132,031	YES
CITY OF INVER GROVE HEIGHTS	Audit Report did not include reports on federal programs				
CITY OF JACKSON	150,000	90,964	240,964	YES
CITY OF JORDAN	82,832	82,832	YES
CITY OF KARLSTAD	200,466	200,466	YES
CITY OF KENYON	210,567	210,567	YES
CITY OF LITCHFIELD	299,205	299,205	YES
CITY OF LITTLE FALLS	343,456	343,456	YES
CITY OF LYLE	162,218	162,218	YES
CITY OF MANKATO	189,336	189,336	YES
CITY OF MARSHALL	29,050	39,796	68,846	YES
CITY OF MCINTOSH	160,687	160,687	YES
CITY OF MELROSE	100,477	100,477	YES
CITY OF MENAHA	373,248	255,619	628,867	YES
CITY OF MINNEAPOLIS	21,059,701	19,044,457	40,104,158	YES
CITY OF MINNEOTA	1,107,808	218,341	1,326,149	YES
CITY OF MINNETONKA	56,434	90,389	146,823	YES
CITY OF MONTEVIDEO	29,569	5,167	34,736	YES
CITY OF MOORHEAD	1,349,932	238,766	1,588,698	YES
CITY OF MORRIS	103,365	161,320	264,685	YES
CITY OF WASHNAUK	1,498,586	390,915	1,889,501	YES
CITY OF NEW HOPE	25,036	474,015	499,051	YES
CITY OF NEW MARKET	Failed to report in time for this publication				
CITY OF NORTH MANKATO	500,000	500,000	YES
CITY OF NORTHFIELD	135,293	135,293	YES
CITY OF OWATONNA	141,733	141,733	YES
CITY OF PARK RAPIDS	1,082,190	160,957	1,243,147	YES
CITY OF PELICAN RAPIDS	Failed to report in time for this publication				
CITY OF PERHAM	115,085	115,085	YES
CITY OF PILLAGER	258,000	367,576	625,576	YES
CITY OF PIPESTONE	1,297,472	43,061	1,340,533	YES
CITY OF PORTER	203,993	203,993	YES
CITY OF PROCTOR	33,878	33,878	YES
CITY OF RED LAKE FALLS	292,741	30,000	322,741	YES
CITY OF RED WING	27,010	27,010	YES

STATE OF MINNESOTA
OFFICE OF THE STATE AUDITOR
STATEWIDE SINGLE AUDIT
SUMMARY OF GRANT REVENUE BY ENTITY
FOR THE YEAR ENDED JUNE 30, 1989

NAME OF ENTITY	DIRECT FEDERAL	----- PASS THROUGH -----		TOTAL	AUDIT REPORT ACCEPTABLE
		STATE	OTHER AGENCY		
CITIES					
CITY OF RICE	50,000	3,824	53,824	YES
CITY OF ROUND LAKE	176,415	176,415	YES
CITY OF RUSH CITY	111,364	17,000	128,364	YES
CITY OF SILVER BAY	250,000	250,000	YES
CITY OF SOUTH ST PAUL	252,868	308,787	561,655	YES
CITY OF SPRING GROVE	33,347	33,347	YES
CITY OF ST CLOUD	496,762	65,165	41,158	603,085	YES
CITY OF ST JAMES	Audit Report did not include reports on federal programs				
CITY OF ST PAUL	10,121,449	3,533,368	15,789	13,670,606	YES
CITY OF STEWARTVILLE	854,196	205,589	1,059,785	YES
CITY OF TAYLOR FALLS	185,891	185,891	YES
CITY OF THIEF RIVER FALLS	59,047	59,047	YES
CITY OF VIRGINIA	86,993	34,714	121,707	YES
CITY OF WALTHAM	39,852	39,852	YES
CITY OF WARREN	56,771	56,771	YES
CITY OF WARROAD	1,814,619	587,082	2,401,701	YES
CITY OF WATERVILLE	Failed to report in time for this publication				
CITY OF WILLMAR	Audit Report did not include reports on federal programs				
CITY OF WINONA	328,628	22,184	350,812	YES
TOTAL	54,005,349	38,620,630	1,651,710	94,277,689	

COUNTIES

AITKIN COUNTY	3,500	1,322,244	1,325,744	YES
ANOKA COUNTY	1,526,681	11,301,984	54,946	12,883,611	YES
BECKER COUNTY	2,988,240	2,988,240	YES
BELTRAMI COUNTY	5,189,568	10,185	5,199,753	YES
BENTON COUNTY	1,855,708	1,855,708	YES
BIG STONE COUNTY	473,758	2,988	476,746	YES
BLUE EARTH COUNTY	450	4,231,066	283,865	4,515,381	YES
BROWN COUNTY	1,591,405	1,591,405	YES
CARLTON COUNTY	2,755,174	79,991	2,835,165	YES
CARVER COUNTY	1,624,441	166,818	1,791,259	YES
CASS COUNTY	3,138,971	25,995	3,164,966	YES
CHIPPEWA COUNTY	960,396	960,396	YES
CHISAGO COUNTY	400,000	1,543,964	1,943,964	YES
CLAY COUNTY	3,782,224	40,000	3,822,224	YES
CLEARWATER COUNTY	1,707,776	24,615	1,732,391	YES
COOK COUNTY	266,217	266,217	YES
COTTONWOOD COUNTY	766,444	5,631	772,075	YES
CROW WING COUNTY	39,060	5,918,792	40,996	5,998,848	YES
DAKOTA COUNTY	11,920,925	15,500	11,936,425	YES
DODGE COUNTY	844,459	844,459	YES
DOUGLAS COUNTY	2,147,528	35,999	2,183,527	YES
FARIBAULT COUNTY	12,077	12,077	YES
FILLMORE COUNTY	965,241	965,241	YES

STATE OF MINNESOTA
OFFICE OF THE STATE AUDITOR
STATEWIDE SINGLE AUDIT
SUMMARY OF GRANT REVENUE BY ENTITY
FOR THE YEAR ENDED JUNE 30, 1989

NAME OF ENTITY	DIRECT FEDERAL	----- PASS THROUGH -----		TOTAL	AUDIT REPORT ACCEPTABLE
		STATE	OTHER AGENCY		
COUNTIES					
FREEBORN COUNTY	2,138,218	40,194	2,178,412	YES
GOODHUE COUNTY	2,079,973	7,200	2,087,173	YES
GRANT COUNTY	296,145	2,279	298,424	YES
HENNEPIN COUNTY	3,557,827	126,748,474	130,306,301	YES
HOUSTON COUNTY	831,824	831,824	YES
HUBBARD COUNTY	2,001,359	13,860	2,015,219	YES
ISANTI COUNTY	1,638,643	6,070	1,644,713	YES
ITASCA COUNTY	4,930,230	13,250	4,943,480	YES
JACKSON COUNTY	971,658	971,658	YES
KANABEC COUNTY	933,706	933,706	YES
KANDIYOHI COUNTY	152,565	3,223,454	8,484	3,384,503	YES
KITTSOON COUNTY	418,463	1,566	420,029	YES
KOOCHICHING COUNTY	29,229	1,652,200	1,681,429	YES
LAC QUI PARLE COUNTY	419,205	419,205	YES
LAKE COUNTY	891,349	891,349	YES
LAKE OF THE WOODS COUNTY	261,409	261,409	YES
LE SUEUR COUNTY	1,183,021	18,972	1,201,993	YES
LINCOLN COUNTY	27,028	27,028	YES
LYON COUNTY	25,293	25,293	YES
MAHONOMEN COUNTY	680,723	680,723	YES
MARSHALL COUNTY	830,708	7,272	837,980	YES
MARTIN COUNTY	2,204	2,204	YES
MCLEOD COUNTY	1,289,004	8,826	1,297,830	YES
MEEKER COUNTY	1,042,426	1,042,426	YES
MILLE LACS COUNTY	1,665,681	1,665,681	YES
MORRISON COUNTY	2,835,038	38,251	2,873,289	YES
MOWER COUNTY	2,649,597	2,649,597	YES
MURRAY COUNTY	22,699	22,699	YES
NICOLLET COUNTY	1,144,810	4,611	1,149,421	YES
NOBLES COUNTY	1,407,954	1,407,954	YES
NORMAN COUNTY	411,302	411,302	YES
OLMSTED COUNTY	79,694	7,080,560	273,919	7,434,173	YES
OTTER TAIL COUNTY	5,303,071	30,501	5,333,572	YES
PENNINGTON COUNTY	1,111,234	1,111,234	YES
PINE COUNTY	2,079,467	2,079,467	YES
PIPESTONE COUNTY	767,787	5,249	773,036	YES
POLK COUNTY	3,846,920	11,202	3,858,122	YES
POPE COUNTY	525,966	35,712	561,678	YES
RAMSEY COUNTY	1,332,963	53,433,098	330,682	55,096,743	YES
RED LAKE COUNTY	246,887	246,887	YES
REDWOOD COUNTY	1,139,921	1,139,921	YES
RENVILLE COUNTY	31,013	1,312,760	2,483	1,346,256	YES
RICE COUNTY	2,632,948	2,632,948	YES
ROCK COUNTY	443,248	443,248	YES
ROSEAU COUNTY	826,447	43,883	870,330	YES

STATE OF MINNESOTA
OFFICE OF THE STATE AUDITOR
STATEWIDE SINGLE AUDIT
SUMMARY OF GRANT REVENUE BY ENTITY
FOR THE YEAR ENDED JUNE 30, 1989

NAME OF ENTITY	DIRECT FEDERAL	----- PASS THROUGH -----		TOTAL	AUDIT REPORT ACCEPTABLE
		STATE	OTHER AGENCY		
COUNTIES					
SCOTT COUNTY	10,113	1,928,513	375,308	2,313,934	YES
SHERBURNE COUNTY	1,665,119	25,000	1,690,119	YES
SIBLEY COUNTY	657,822	3,673	661,495	YES
ST LOUIS COUNTY	56,427	24,164,406	105,843	24,326,676	YES
STEARNS COUNTY	7,593,552	72,846	7,666,398	YES
STEELE COUNTY	1,264,817	1,264,817	YES
STEVENS COUNTY	593,293	71,222	664,515	YES
SWIFT COUNTY	671,651	671,651	YES
TODD COUNTY	144,716	2,350,986	25,995	2,521,697	YES
TRAVERSE COUNTY	250,262	250,262	YES
WABASHA COUNTY	914,482	914,482	YES
WADENA COUNTY	1,581,491	55,912	1,637,403	YES
WASECA COUNTY	954,302	8,164	962,466	YES
WASHINGTON COUNTY	910,971	6,654,633	7,565,604	YES
WATONWAN COUNTY	18,998	62,198	81,196	YES
WILKIN COUNTY	601,823	8,398	610,221	YES
WINONA COUNTY	2,464,180	2,464,180	YES
WRIGHT COUNTY	3,330,821	3,330,821	YES
YELLOW MEDICINE COUNTY	880,478	880,478	YES
TOTAL	8,275,209	371,254,343	2,506,554	382,036,106	
HOUSING AND REDEVELOPMENT AUTHORITIES					
CASS COUNTY HRA	223,629	141,015	364,644	YES
DULUTH HRA	4,694,826	749,698	5,444,524	YES
MOWER COUNTY HRA	111,028	98,339	209,367	YES
NORTHWEST MINN MULTI COUNTY HRA	1,932,385	135,861	437,571	2,505,817	YES
SOUTHEASTERN MINN MULTI COUNTY HRA	Schedule of Federal assistance did not include all Federal activity				
WASHINGTON COUNTY HRA	39,055	20,496	59,551	YES
TOTAL	7,000,923	395,711	1,187,269	8,583,903	
INDIAN TRIBES					
BOISE FORTE RES BUS COMM	737,287	408,876	740,414	1,886,577	YES
POND DU LAC RESERVATION	4,678,270	482,228	5,160,498	YES
GRAND PORTAGE RESERVATION	861,512	85,974	947,486	YES
LEECH LAKE RESERVATION BUS COMM	5,861,689	1,214,694	150,586	7,226,969	YES
LOWER SIOUX COMM COUNCIL	307,984	16,868	324,852	YES
MILLE LACS RESERVATION BUS COMM	Failed to report in time for this publication				
MINN CHIPPEWA TRIBE	2,964,522	1,385,245	4,349,767	YES
PRAIRIE ISLAND INDIAN COMMUNITY	384,254	16,943	401,197	YES
RED LAKE BAND OF CHIPPEWA INDIANS	5,383,391	634,736	6,018,127	YES
SHAKOPEE MDEWANKTON SIOUX COMMUNITY	253,363	62,211	315,574	YES
UPPER SIOUX COMMUNITY	Failed to report in time for this publication				
WHITE EARTH RESERVATION	3,260,526	929,678	81,606	4,271,810	YES
TOTAL	24,692,798	5,237,453	972,606	30,902,857	

STATE OF MINNESOTA
OFFICE OF THE STATE AUDITOR
STATEWIDE SINGLE AUDIT
SUMMARY OF GRANT REVENUE BY ENTITY
FOR THE YEAR ENDED JUNE 30, 1989

NAME OF ENTITY	DIRECT FEDERAL	----- PASS THROUGH -----		TOTAL	AUDIT REPORT ACCEPTABLE
		STATE	OTHER AGENCY		
LIBRARIES					
ARROWHEAD LIBRARY SYSTEM	143,132	143,132	YES
CENTRAL MINN LIBRARIES EXCHANGE	41,646	41,646	YES
EAST CENTRAL REGIONAL LIBRARY	43,816	43,816	YES
GREAT RIVER REGIONAL LIBRARY	5,828	75,823	81,651	YES
KITCHIGAMI REGIONAL LIBRARY	41,413	41,413	YES
LAKE AGASSIZ REGIONAL LIBRARY	55,091	55,091	YES
METRONET	60,771	60,771	YES
METROPOLITAN LIBRARY SERVICE AGENCY	330,209	330,209	YES
NORTH COUNTRY LIBRARY COOPERATIVE	46,699	46,699	YES
NORTHERN LIGHTS LIBRARY NETWORK	54,403	54,403	YES
NORTHWEST REGIONAL LIBRARY	30,540	30,540	YES
PIONEERLAND LIBRARY SYSTEM	44,596	44,596	YES
PLUM CREEK LIBRARY SYSTEM	42,708	42,708	YES
SC MINN INTERLIBRARY EXCHANGE	34,981	34,981	YES
SOUTHEAST LIBRARY SYSTEM	39,196	39,196	YES
SOUTHEASTERN LIBRARIES COOPERATING	117,158	117,158	YES
SW AREA INTERLIBRARY EXCHANGE	41,862	41,862	YES
TRAVERSE DES SIOUX LIBRARY SYSTEM	98,126	98,126	YES
VIKING LIBRARY SYSTEM	44,446	44,446	YES
TOTAL	5,828	1,386,616	1,392,444	
NONPROFIT AGENCIES					
ADULT'S & CHILDREN'S ALLIANCE INC	2,681,264	2,681,264	YES
AMERICAN INDIAN OIC	Failed to report in time for this publication				
AMERICAN REFUGEE COMMITTEE	Audit Report did not include reports on federal programs				
AMHERST WILDER FOUNDATION	984,470	4,364,964	539,983	5,889,417	YES
ANOKA COUNTY COMM ACTION PROG INC	371,081	2,164,281	2,535,362	YES
ARROWHEAD ECON OPPORTUNITY COUNCIL	903,523	5,433,417	2,290,982	8,627,922	YES
ARROWHEAD EMS ASSOCIATION INC	25,000	25,000	YES
ASSOC ADVAN HMONG WOMEN IN MINN	Failed to report in time for this publication				
ASSOC RETARDED CITIZENS-MINN	797,854	96,116	893,970	YES
ASSOC RETARDED CITIZENS-SUBURBAN	62,822	62,822	YES
AUGSBURG COLLEGE	Failed to report in time for this publication				
BELL HILL RECOVERY CENTER	Failed to report in time for this publication				
BETHANY CRISIS CENTER	Failed to report in time for this publication				
BETHEL COLLEGE	Failed to report in time for this publication				
BI-COUNTY COMM ACTION COUNCIL	318,528	3,162,751	3,481,279	YES
BLINDNESS LEARNING IN NEW DIMENSION	189,590	189,590	YES
CATHOLIC CHARITIES-ST PAUL AND MPLS	197,292	579,004	807,097	1,583,393	YES
CENTRAL MINN EMERG MED SERV COUNCIL	Failed to report in time for this publication				
CENTRAL MINNESOTA CHILD CARE INC	2,619,922	2,619,922	YES
CENTRAL MINNESOTA COUNCIL ON AGING	Failed to report in time for this publication				
CHANNEL ONE INC	Failed to report in time for this publication				
CHILD CARE AND NUTRITION INC	915,537	915,537	YES
CHILD CARE RESOURCE REFERRAL INC	144,543	2,048,347	40,447	2,233,337	YES

STATE OF MINNESOTA
OFFICE OF THE STATE AUDITOR
STATEWIDE SINGLE AUDIT
SUMMARY OF GRANT REVENUE BY ENTITY
FOR THE YEAR ENDED JUNE 30, 1989

NAME OF ENTITY	DIRECT FEDERAL	----- PASS THROUGH -----		TOTAL	AUDIT REPORT ACCEPTABLE
		STATE	OTHER AGENCY		
NONPROFIT AGENCIES					
CHILDREN'S ADVOCATE PROG OF MANKATO	910,094	910,094	YES
CHRYSALIS, A CENTER FOR WOMEN	82,629	15,956	98,585	YES
CLAY-WILKIN OPPORTUNITY COUNCIL	401,375	1,177,120	39,385	1,617,880	YES
COLLEGE OF ST CATHERINE	33,592	33,592	YES
COMM ACTION FOR SUBURBAN HENNEPIN	498,248	498,248	YES
COMMUNITY HEALTH CENTER		Failed to report in time for this publication			
CONCORDIA COLLEGE		Failed to report in time for this publication			
COOK AREA HEALTH SERVICES		Failed to report in time for this publication			
COOK COUNTY COMMUNITY CLINIC		Failed to report in time for this publication			
CORP ADV OF PEDIATRIC CARDIAC SER		Audit Report did not include reports on federal programs			
CPC AIDS		Failed to report in time for this publication			
DOMESTIC ABUSE INTERVENTION PROGRAM		Failed to report in time for this publication			
DULUTH COMM ACTION PROG INC	2,830,276	2,830,276	YES
DULUTH FAMILY PRACTICE CENTER		Failed to report in time for this publication			
EAST SUBURBAN RESOURCES	40,251	40,251	YES
EMERGENCY FUND SERVICE		Failed to report in time for this publication			
EPISCOPAL COMMUNITY SERVICES	60,035	60,035	YES
ETHIOPIAN REFUGEE MUTUAL ASSN		Audit Report did not include reports on federal programs			
FACE TO FACE HEALTH SERVICE	25,000	10,700	35,700	YES
FAMILY TREE INC		Failed to report in time for this publication			
GOODHUE-RICE-WABASHA CITZ ACT CNCL	292,303	1,253,922	263,779	1,810,004	YES
GREATER MPLS DAY CARE ASSOCIATION	400,350	400,350	YES
GREEN THUMB INC	84,813	84,813	YES
HALLIE Q BROWN COMMUNITY CENTER		Failed to report in time for this publication			
HARRIET TUBMAN WOMENS SHELTER INC		Failed to report in time for this publication			
HAZELDEN FOUNDATION		Audit Report did not include reports on federal programs			
HEALTH START INC		Failed to report in time for this publication			
HENNEPIN CO EMERGENCY MEDICAL SER		Failed to report in time for this publication			
HIRED	62,034	380,395	442,429	YES
HISPANOS EN MINNESOTA	69,147	69,147	YES
INDIAN HEALTH BOARD		Failed to report in time for this publication			
INSTITUTE FOR BLACK CHEMICAL ABUSE		Failed to report in time for this publication			
INTER-COUNTY COMMUNITY COUNCIL	276,732	1,828,872	498,238	2,603,842	YES
INTERCULTURAL MUTUAL ASSIST ASSN		Failed to report in time for this publication			
INTERNATIONAL INSTITUTE-MINNESOTA		Audit Report did not include reports on federal programs			
INTERSTATE REHABILITATION CENTER	83,287	83,287	YES
JUEL FAIRBANKS CHEMICAL DEP SER INC		Audit Report did not include reports on federal programs			
KAPOSIA		Failed to report in time for this publication			
KHMER ASSOCIATION OF MINNESOTA INC	11,455	11,455	YES
KOOCHICHING-ITASCA ACTION CNCL	372,456	2,439,337	101,425	2,913,218	YES
LAKES & PINES COMM ACT COUNCIL	517,141	3,802,799	16,070	4,336,010	YES
LAO ASSISTANCE CENTER		Failed to report in time for this publication			
LAO ASSOC OF MUTUAL ASSIST	73,467	73,467	YES
LAO FAMILY COMMUNITY OF MINN INC		Failed to report in time for this publication			
LOCAL 41 UAW	259,059	259,059	YES

STATE OF MINNESOTA
OFFICE OF THE STATE AUDITOR
STATEWIDE SINGLE AUDIT
SUMMARY OF GRANT REVENUE BY ENTITY
FOR THE YEAR ENDED JUNE 30, 1989

NAME OF ENTITY	----- PASS THROUGH -----			TOTAL	AUDIT REPORT ACCEPTABLE
	DIRECT FEDERAL	STATE	OTHER AGENCY		
NONPROFIT AGENCIES					
LUTHERAN SOCIAL SERVICE OF MN	Audit Report did not include reports on federal programs				
MAHUBE COMMUNITY COUNCIL	337,760	2,010,846	2,348,606	YES
MANKATO REHABILITATION CENTER INC	63,335	63,335	YES
METRO CENTER FOR INDEP LIVING	209,890	209,890	YES
MID STATE COMMUNITY HEALTH SERVICE	Failed to report in time for this publication				
MID-MINNESOTA LEGAL ASSISTANCE INC	583,771	95,536	298,195	977,502	YES
MIGRANT HEALTH SERVICE	Failed to report in time for this publication				
MINN ADMINISTRATORS OF SPECIAL EDUC	Failed to report in time for this publication				
MINN AMER INDIAN AIDS TASK FORCE	Failed to report in time for this publication				
MINN ASSOC OF RETARDED CITIZENS	Failed to report in time for this publication				
MINN CAMBODIAN BUDDIST SOCIETY INC	Audit Report did not include reports on federal programs				
MINN COALITION FOR BATTERED WOMEN	Failed to report in time for this publication				
MINN HOSPITAL RESEARCH & ED TRUST	Failed to report in time for this publication				
MINN INDIANS WOMENS RESOURCE CENTER	Audit Report did not include reports on federal programs				
MINN INSTITUTE OF PUBLIC HEALTH	Failed to report in time for this publication				
MINNESOTA COUNTY ATTORNEY'S ASSN	34,134	34,134	YES
MINNESOTA LITERACY COUNCIL INC	Failed to report in time for this publication				
MINNESOTA MIGRANT COUNCIL	3,041,835	462,410	153,056	3,657,301	YES
MINNESOTA PUBLIC TRANSIT ASSN	Failed to report in time for this publication				
MINNESOTA VALLEY ACTION COUNCIL	1,410,356	5,897,062	615,768	7,923,186	YES
MN CITIZENS CNCL ON CRIME & JUSTICE	85,020	85,020	YES
MN LICENSED FAMILY CHILD CARE ASSN	2,610,364	2,610,364	YES
MODEL CITIES HEALTH CENTER	Failed to report in time for this publication				
MPLS AMERICAN INDIAN CENTER	417,180	107,737	29,227	554,144	YES
MPLS CHILDREN'S MEDICAL CENTER	Audit Report did not include reports on federal programs				
MPLS URBAN LEAGUE	363,271	976,993	1,340,264	YES
MPLS YOUTH DIVERSION PROGRAM	Failed to report in time for this publication				
MULTI RESOURCES CENTER	251,967	151,376	276,539	679,882	YES
NATIONAL YOUTH LEADERSHIP COUNCIL	Audit Report did not include reports on federal programs				
NORTHWEST COMM ACTION INC	283,207	1,161,718	1,444,925	YES
NORTHWEST EMERGENCY MED SER COUNCIL	Failed to report in time for this publication				
NORTHWEST PRIVATE INDUSTRY COUNCIL	1,381,017	67,944	1,448,961	YES
OPPORTUNITY WORKSHOP INC	37,922	37,922	YES
OTTERTAIL-WADENA COMM ACT CNCL	313,943	1,507,626	1,821,569	YES
PARENT SUPPORT GROUP OF COOK COUNTY	Failed to report in time for this publication				
PARENTS IN COMMUNITY ACTION INC	3,587,841	654,940	178,341	4,421,122	YES
PERSPECTIVES INC	Audit Report did not include reports on federal programs				
PHYLLIS WHEATLY COMM CENTER INC	38,446	27,702	66,148	YES
PLANNED PARENTHOOD OF MINN	1,673,865	100,125	1,773,990	YES
PRAIRIE FIVE COMM ACT CNL	479,255	1,944,580	274,867	2,698,702	YES
PRIME CHILD LIFE ASSURANCES INC	635,182	635,182	YES
PRIVATE INDUSTRY COUNCIL FIVE	3,005,501	3,005,501	YES
PROFESSIONAL ASSOC-TREATMENT HOMES	Failed to report in time for this publication				
PROVIDERS CHOICE INC	8,750,545	8,750,545	YES
RAMSEY ACTION PROGRAMS	1,044,736	8,090,415	866,984	10,002,135	YES

STATE OF MINNESOTA
OFFICE OF THE STATE AUDITOR
STATEWIDE SINGLE AUDIT
SUMMARY OF GRANT REVENUE BY ENTITY
FOR THE YEAR ENDED JUNE 30, 1989

NAME OF ENTITY	----- PASS THROUGH -----			TOTAL	AUDIT REPORT ACCEPTABLE
	DIRECT FEDERAL	STATE	OTHER AGENCY		
NONPROFIT AGENCIES					
RANGE MENTAL HEALTH CENTER INC	63,600	57,655	121,255	YES
REACH-UP INCORPORATED	653,485	137,774	791,259	YES
REGION SIX EAST COMMUNITY ACT CNL	554,963	2,493,454	270,019	3,318,436	YES
RESOURCES FOR CARING INC	2,005,505	2,005,505	YES
ROCHESTER CTR FOR INDIVIDUAL LIVING	117,565	117,565	YES
RURAL ENTERPRISE ACCEPTABLE LIVING	94,620	94,620	YES
SCOPE RESOURCES CENTER INC	Failed to report in time for this publication				
SCOTT CARVER DAKOTA COMM ACT AGENCY	499,164	1,077,088	446,368	2,022,620	YES
SE MN CENTER FOR INDIVIDUAL LIVING	Failed to report in time for this publication				
SEMCAC INC	567,786	3,943,540	1,102,836	5,614,162	YES
SERVICE INDUSTRIES	36,608	36,608	YES
SEVEN COUNTY SENIOR FEDERATION INC	192,179	192,179	YES
SEXUAL ASSAULT PROG-NO ST LOUIS CO	Failed to report in time for this publication				
SEXUAL VIOLENCE CTR-HENNEPIN COUNTY	Failed to report in time for this publication				
SOUTHEASTERN MN AREA AGY ON AGING	Failed to report in time for this publication				
SOUTHWEST MENTAL HEALTH CENTER	Failed to report in time for this publication				
SOUTHWEST MINN EMS CORP	Failed to report in time for this publication				
SOUTHWEST MINN OPPORTUNITY CNL	223,557	1,550,182	39,951	1,813,690	YES
SOUTHWEST MINN PIC	1,816,166	1,816,166	YES
ST MARY'S MEDICAL CENTER-DULUTH	38,338	38,338	YES
ST PAUL INTERVENTION PROJECT	36,008	36,008	YES
THE WAYSIDE HOUSE INC	66,757	17,236	83,993	YES
TM & M CONSULTANTS	30,000	30,000	YES
TRI-COUNTY ACTION PROGRAMS	2,198,212	2,198,212	YES
TRI-COUNTY COMM ACTION PROGRAM	310,155	1,633,386	428,292	2,371,833	YES
TRI-VALLEY OPPORTUNITY COUNCIL INC	656,735	2,400,579	131,578	3,188,892	YES
TRINITY HOSPITAL	Failed to report in time for this publication				
UPPER MIDWEST AMERICAN INDIAN CTR	Failed to report in time for this publication				
VIETNAMESE BUDDHIST ASSOCIATION	Failed to report in time for this publication				
WEST CENTRAL AREA AGENCY ON AGING	Failed to report in time for this publication				
WEST CENTRAL COMMUNITY SERVICE CTR	Failed to report in time for this publication				
WEST CENTRAL MIGRANTS	Failed to report in time for this publication				
WEST CENTRAL MINNESOTA EMS CORP	Failed to report in time for this publication				
WEST CENTRAL MN COMM ACTION CNCL	543,753	1,828,367	2,372,120	YES
WEST HENNEPIN HUMAN SERVICES	1,417,720	49,940	1,467,660	YES
WEST SIDE HEALTH CENTER	Failed to report in time for this publication				
WEST SUBURBAN TEEN CLINIC	Failed to report in time for this publication				
WESTERN COMMUNITY ACT PROGRAM	327,693	1,908,972	586,694	2,823,359	YES
WESTERN HUMAN DEVELOPMENT CENTER	30,995	30,995	YES
WOMEN'S SHELTER, ROCHESTER	Failed to report in time for this publication				
WOMENS ASSN OF HMONG & LAO	Failed to report in time for this publication				
WOMENS COALITION	Failed to report in time for this publication				
WRIGHT COUNTY COMMUNITY ACTION INC	349,637	563,458	913,095	YES
ZUMBRO VALLEY MENTAL HEALTH CTR INC	197,947	197,947	YES
TOTAL	23,689,942	105,646,820	11,900,642	141,237,404	

STATE OF MINNESOTA
OFFICE OF THE STATE AUDITOR
STATEWIDE SINGLE AUDIT
SUMMARY OF GRANT REVENUE BY ENTITY
FOR THE YEAR ENDED JUNE 30, 1989

NAME OF ENTITY	----- PASS THROUGH -----			TOTAL	AUDIT REPORT ACCEPTABLE
	DIRECT FEDERAL	STATE	OTHER AGENCY		
OTHER GOVERNMENTAL AGENCIES					
ARROWHEAD REGIONAL CORR BOARD	155,728	155,728	YES
BAUDETTE-COUNTY AIRPORT COMMISSION	49,438	49,438	YES
BELTRAMI ELECTRIC COOP	66,258	66,258	YES
BENIDJI-BELTRAMI COUNTY AIRPORT	233,413	233,413	YES
BROWN NICOLLET HUMAN SERVICE BOARD	65,560	65,560	YES
CARLTON COOK LAKE ST LOUIS CO HL BD	619,183	619,183	YES
CENTRAL MINNESOTA NCIU	120,760	120,760	YES
CHISAGO KANABEC PINE CHS	38,412	38,412	YES
COUNTRYSIDE PUBLIC HEALTH SERVICE	145,150	145,150	YES
DAKOTA MINNESOTA & EASTERN RR CORP	Failed to report in time for this publication				
DULUTH AIRPORT AUTHORITY	337,958	337,958	YES
DULUTH TRANSIT AUTHORITY	734,893	734,893	YES
FARIB-MARTIN-WATONWAN HSB	3,349,086	3,349,086	YES
GOVERNMENT TRAINING SERVICES	274,708	274,708	YES
LINCOLN-LYON-MURRAY-PIPESTONE CHS	97,526	20,113	117,639	YES
METRO 911 TELEPHONE BOARD	Failed to report in time for this publication				
METROPOLITAN AIRPORTS COMMISSION	5,033,330	5,033,330	YES
METROPOLITAN WASTE CONTROL COMM	532,514	2,210,010	2,742,524	YES
MINN VALLEY REGIONAL RAILROAD AUTH	Failed to report in time for this publication				
MINNEAPOLIS PUBLIC HOUSING AUTH	25,398,486	289,380	25,687,866	YES
MPLS/ST PAUL HOUSING FINANCE BOARD	3,044,731	3,044,731	YES
MULTI-COUNTY BOARD OF HEALTH	142,419	35,334	177,753	YES
NE MINN OFFICE OF JOB TRAINING	3,725,072	3,334	3,728,406	YES
NORTH DAKOTA HIGHWAY DEPT	Failed to report in time for this publication				
REGION VIII NORTH WELFARE BRD	2,577,369	2,577,369	YES
REGIONAL TRANSIT BOARD	361,000	425,183	786,183	YES
SE MN JTPA JOINT POWERS BOARD	1,866,648	1,866,648	YES
SO LAKE MINNETONKA PUBLIC SER DEPT	Failed to report in time for this publication				
SOUTHEAST MINN WACOTICS TASK FORCE	174,475	174,475	YES
SOUTHWEST METRO TASK FORCE	73,108	73,108	YES
ST CLOUD AREA PLNG ORGANIZATION	103,879	103,879	YES
ST PAUL RAMSEY MEDICAL CENTER	Failed to report in time for this publication				
TOWN OF NEWTON	96,528	96,528	YES
UNIVERSITY OF MINNESOTA	2,990,252	2,990,252	YES
TOTAL	26,665,893	27,952,001	773,344	55,391,238	
REGIONAL DEVELOPMENT COMMISSIONS					
ARROWHEAD REG DEVELOP COMM	292,750	1,577,876	1,870,626	YES
EAST CENTRAL REG DEVELOP COMM	60,571	479,949	540,520	YES
HEADWATERS REG DEVELOP COMM	52,193	443,665	495,858	YES
METROPOLITAN COUNCIL	18,686,555	4,859,868	23,546,423	YES
MID-MINNESOTA DEVELOPMENT COMM	42,143	579,272	621,415	YES
NORTHWEST REG DEVELOP COMM	215,388	668,971	884,359	YES
REGION 5 DEVELOP COMM	236,787	735,255	972,042	YES
REGION NINE DEVELOPMENT COMMISSION	897,301	897,301	YES

STATE OF MINNESOTA
OFFICE OF THE STATE AUDITOR
STATEWIDE SINGLE AUDIT
SUMMARY OF GRANT REVENUE BY ENTITY
FOR THE YEAR ENDED JUNE 30, 1989

NAME OF ENTITY	DIRECT FEDERAL	----- PASS THROUGH -----		TOTAL	AUDIT REPORT ACCEPTABLE
		STATE	OTHER AGENCY		
REGIONAL DEVELOPMENT COMMISSIONS					
SOUTHWEST REG DEVELOP COMM	45,850	901,385	947,235	YES
UPPER MN VALLEY REG DEVELOP COMM	41,700	521,153	562,853	YES
TOTAL	19,673,937	11,664,695	31,338,632	
SCHOOLS AND RELATED AGENCIES					
AGASSIZ VALLEY VOCATIONAL CENTER	YES
ARROWHEAD REG COMPUTER CONSORT	YES
BEMIDJI INTERDISTRICT COUNCIL	279,494	15,319	294,813	YES
BENTON-STEARN'S SPECIAL ED COOP	257,082	257,082	YES
CARVER-SCOTT VOCATIONAL CENTER	Failed to report in time for this publication				
CENTRAL MN ED COOP SERV UNIT	445,907	445,907	YES
CENTRAL STEARN'S VOCATIONAL CENTER	YES
CHISAGO COUNTY VOCATIONAL CENTER	Failed to report in time for this publication				
COMMON SCHOOL DIST 323-FRANCONIA	Failed to report in time for this publication				
COMMON SCHOOL DIST 815-PRINSBURG	2,584	2,584	YES
COMPUTER REGION 1 ESV	YES
COMPUTER REGION THREE	YES
COTTONWOOD RIVER VOCATIONAL CENTER	YES
CROW RIVER SPECIAL ED COOP	193,685	193,685	YES
DAKOTA COUNTY TECHNICAL COLLEGE	1,010,865	556,270	722,595	2,289,730	YES
DES MOINES VALLEY VOCATIONAL CENTER	Failed to report in time for this publication				
EAST CENTRAL VOCATIONAL CENTER	Failed to report in time for this publication				
EAST RANGE SECONDARY TECHNICAL CTR	8,669	8,669	YES
ED COOP SERVICE UNIT 5-924	317,437	29,680	347,117	YES
ESV REGION V COMP SERV COOP	YES
FERGUS FALLS SPEC ED COOP	233,140	233,140	YES
FRESHWATER EDUCATION DISTRICT	178,481	178,481	YES
HENNEPIN TECHNICAL CENTER NO 287	1,310,476	1,066,442	455,054	2,831,972	YES
HIGHLAND VOCATIONAL CENTER	14,626	14,626	YES
ISD 001 AITKIN	213,058	213,058	YES
ISD 002 HILL CITY	90,129	90,129	YES
ISD 004 MCGREGOR	19,554	158,876	178,430	YES
ISD 011 ANOKA	1,198,274	4,533,916	5,732,190	YES
ISD 012 CENTENNIAL	4,062	431,798	435,860	YES
ISD 013 COLUMBIA HEIGHTS	619,870	619,870	YES
ISD 014 FRIDLEY	355,898	355,898	YES
ISD 015 ST FRANCIS	554,185	554,185	YES
ISD 016 SPRING LAKE PARK	417,691	417,691	YES
ISD 021 AUDUBON	87,698	87,698	YES
ISD 022 DETROIT LAKES	972,478	714,471	1,686,949	YES
ISD 023 FRAZEE	32,238	370,724	402,962	YES
ISD 024 LAKE PARK	73,167	8,055	81,222	YES
ISD 025 PINE POINT	Failed to report in time for this publication				
ISD 031 BEMIDJI	771,680	1,578,151	22,421	2,372,252	YES
ISD 032 BLACKDUCK	23,363	196,957	16,143	236,463	YES

STATE OF MINNESOTA
OFFICE OF THE STATE AUDITOR
STATEWIDE SINGLE AUDIT
SUMMARY OF GRANT REVENUE BY ENTITY
FOR THE YEAR ENDED JUNE 30, 1989

NAME OF ENTITY	DIRECT FEDERAL	----- PASS THROUGH -----		TOTAL	AUDIT REPORT ACCEPTABLE
		STATE	OTHER AGENCY		
SCHOOLS AND RELATED AGENCIES					
ISD 036 KELLIHER	101,741	3,975	105,716	YES
ISD 038 RED LAKE	1,917,675	394,717	96,758	2,409,150	YES
ISD 047 SAUK RAPIDS	288,312	39,067	327,379	YES
ISD 051 FOLEY	340,154	340,154	YES
ISD 057 BEARDSLEY	20,262	20,262	YES
ISD 058 CLINTON	85,286	85,286	YES
ISD 060 GRACEVILLE	71,315	71,315	YES
ISD 062 ORTONVILLE	198,036	198,036	YES
ISD 070 LAKE CRYSTAL	121,503	121,503	YES
ISD 072 MAPLETON	80,115	80,115	YES
ISD 075 ST CLAIR	69,467	69,467	YES
ISD 077 MANKATO	948,911	1,509,589	2,458,500	YES
ISD 078 GARDEN CITY	83,296	83,296	YES
ISD 079 ANBOY-GOOD THUNDER	118,730	118,730	YES
ISD 081 CONFREY	69,886	69,886	YES
ISD 084 SLEEPY EYE	158,047	158,047	YES
ISD 085 SPRINGFIELD	132,868	914	133,782	YES
ISD 088 NEW ULM	430,756	430,756	YES
ISD 091 BARNUM	141,330	141,330	YES
ISD 093 CARLTON	86,674	141,286	227,960	YES
ISD 094 CLOQUET	298,725	692,536	11,362	1,002,623	YES
ISD 095 CROMWELL	73,203	73,203	YES
ISD 097 MOOSE LAKE	94,133	51,212	145,345	YES
ISD 099 ESKO	122,015	6,961	128,976	YES
ISD 100 WRENSHALL	44,197	44,197	YES
ISD 108 NORWOOD	131,399	21,160	152,559	YES
ISD 110 WACONIA	202,851	202,851	YES
ISD 111 WATERTOWN-MAYER	175,814	175,814	YES
ISD 112 CHASKA	272,012	104,453	376,465	YES
ISD 114 BACKUS	88,579	88,579	YES
ISD 115 CASS LAKE	903,146	307,983	22,486	1,233,615	YES
ISD 116 PILLAGER	94,247	94,247	YES
ISD 117 PINE RIVER	365,006	365,006	YES
ISD 118 REMER	69,420	194,011	263,431	YES
ISD 119 WALKER	17,828	166,654	184,482	YES
ISD 126 CLARA CITY	82,634	82,634	YES
ISD 127 MAYNARD	84,488	84,488	YES
ISD 128 MILAN	69,421	69,421	YES
ISD 129 MONTEVIDEO	87,426	484,127	52,186	623,739	YES
ISD 138 NORTH BRANCH	Failed to report in time for this publication				
ISD 139 RUSH CITY	93,370	93,370	YES
ISD 140 TAYLOR FALLS	57,164	57,164	YES
ISD 141 CHISAGO LAKES	212,611	212,611	YES
ISD 145 GLYNDON	128,738	25,083	153,821	YES
ISD 146 BARNESVILLE	189,562	19,131	208,693	YES

STATE OF MINNESOTA
OFFICE OF THE STATE AUDITOR
STATEWIDE SINGLE AUDIT
SUMMARY OF GRANT REVENUE BY ENTITY
FOR THE YEAR ENDED JUNE 30, 1989

NAME OF ENTITY	DIRECT FEDERAL	----- PASS THROUGH -----		TOTAL	AUDIT REPORT ACCEPTABLE
		STATE	OTHER AGENCY		
SCHOOLS AND RELATED AGENCIES					
ISD 147 DILWORTH	132,489	132,489	YES
ISD 150 HAWLEY	106,165	8,654	114,819	YES
ISD 152 MOORHEAD	2,230,218	1,354,446	42,235	3,626,899	YES
ISD 158 GONVICK	54,814	1,938	56,752	YES
ISD 161 CLEARBROOK	98,613	3,446	102,059	YES
ISD 162 BAGLEY	220,645	342,606	17,260	580,511	YES
ISD 166 COOK COUNTY	113,666	134,127	65,539	313,332	YES
ISD 173 MOUNTAIN LAKE	94,867	94,867	YES
ISD 175 WESTBROOK	76,481	76,481	YES
ISD 177 WINDOM	261,190	261,190	YES
ISD 178 STORDEN-JEFFERS	80,598	1,361	81,959	YES
ISD 181 BRAINERD	922,938	1,875,370	2,798,308	YES
ISD 182 CROSBY	388,187	388,187	YES
ISD 186 PEQUOT LAKES	175,035	175,035	YES
ISD 191 BURNSVILLE	1,016,064	1,016,064	YES
ISD 192 FARMINGTON	3,420	306,157	309,577	YES
ISD 194 LAKEVILLE	389,125	389,125	YES
ISD 195 RANDOLPH	53,347	53,347	YES
ISD 196 ROSEMOUNT-APPLE VALLEY	1,342,830	1,342,830	YES
ISD 197 WEST ST PAUL	55,000	611,811	666,811	YES
ISD 199 INVER GROVE HEIGHTS	486,724	486,724	YES
ISD 200 HASTINGS	628,398	628,398	YES
ISD 201 CLAREMONT	45,532	45,532	YES
ISD 202 DODGE CENTER	94,527	94,527	YES
ISD 203 HAYFIELD	221,055	221,055	YES
ISD 204 KASSON-MANTORVILLE	138,797	138,797	YES
ISD 205 WEST CONCORD	92,764	92,764	YES
ISD 206 ALEXANDRIA	1,703,615	1,192,993	2,896,608	YES
ISD 207 BRANDON	108,854	108,854	YES
ISD 208 EVANSVILLE	Failed to report in time for this publication				
ISD 209 KENSINGTON	35,089	35,089	YES
ISD 213 OSAKIS	180,667	47,281	227,948	YES
ISD 217 BRICELYN	58,813	58,813	YES
ISD 218 DELAVAN	43,354	43,354	YES
ISD 219 ELMORE	56,157	56,157	YES
ISD 222 KIESTER	17,770	17,770	YES
ISD 223 MINNESOTA LAKE	60,782	60,782	YES
ISD 224 WELLS	185,540	185,540	YES
ISD 225 WINNEBAGO	49,301	49,301	YES
ISD 227 CHATFIELD	116,000	10,235	126,235	YES
ISD 228 HARMONY	102,485	102,485	YES
ISD 229 LANESBORO	110,554	110,554	YES
ISD 232 PETERSON	74,493	74,493	YES
ISD 233 PRESTON-FOUNTAIN	85,224	85,224	YES
ISD 234 RUSHFORD	114,686	114,686	YES

STATE OF MINNESOTA
OFFICE OF THE STATE AUDITOR
STATEWIDE SINGLE AUDIT
SUMMARY OF GRANT REVENUE BY ENTITY
FOR THE YEAR ENDED JUNE 30, 1989

NAME OF ENTITY	DIRECT FEDERAL	----- PASS THROUGH -----		TOTAL	AUDIT REPORT ACCEPTABLE
		STATE	OTHER AGENCY		
SCHOOLS AND RELATED AGENCIES					
ISD 236 WYKOFF	89,133	89,133	YES
ISD 237 SPRING VALLEY	98,677	98,677	YES
ISD 238 MABEL-CANTON	128,102	2,441	130,543	YES
ISD 240 BLUE EARTH	199,326	199,326	YES
ISD 241 ALBERT LEA	509,247	939,588	1,448,835	YES
ISD 242 ALDEN	Failed to report in time for this publication				
ISD 243 EMMONS	33,574	33,574	YES
ISD 244 FREEBORN	Failed to report in time for this publication				
ISD 245 GLENNVILLE	77,403	77,403	YES
ISD 252 CANNON FALLS	135,157	135,157	YES
ISD 253 GOODHUE	105,684	105,684	YES
ISD 254 KENYON	108,024	108,024	YES
ISD 255 PINE ISLAND	103,093	103,093	YES
ISD 256 RED WING	412,739	624,866	1,037,605	YES
ISD 258 WANANINGO	53,189	53,189	YES
ISD 260 ZUMBROTA	56,742	56,742	YES
ISD 261 ASHBY	53,350	53,350	YES
ISD 262 BARRETT	19,478	19,478	YES
ISD 263 ELBOW LAKE	114,989	114,989	YES
ISD 264 HERMAN-NORCROSS	76,307	76,307	YES
ISD 265 HOFFMAN	64,486	64,486	YES
ISD 270 HOPKINS	868,421	868,421	YES
ISD 271 BLOOMINGTON	1,464,967	1,464,967	YES
ISD 272 EDEN PRAIRIE	416,754	416,754	YES
ISD 273 EDINA	417,745	417,745	YES
ISD 276 MINNETONKA	639,793	639,793	YES
ISD 277 WESTONKA	402,206	16,160	418,366	YES
ISD 278 ORONO	216,509	216,509	YES
ISD 279 OSSEO	8,767	1,976,623	1,985,390	YES
ISD 280 RICHFIELD	9,249	532,085	541,334	YES
ISD 281 ROBBINSDALE	16,363	1,797,053	1,813,416	YES
ISD 282 ST ANTHONY-NEW BRIGHTON	19,819	19,819	YES
ISD 283 ST LOUIS PARK	1,000	406,502	407,502	YES
ISD 284 WAYZATA	544,503	544,503	YES
ISD 286 BROOKLYN CENTER	242,494	242,494	YES
ISD 294 HOUSTON	101,561	101,561	YES
ISD 297 SPRING GROVE	96,672	96,672	YES
ISD 299 CALEDONIA	208,388	208,388	YES
ISD 300 LA CRESCENT	141,845	141,845	YES
ISD 301 AKELEY	72,498	451	72,949	YES
ISD 306 LAPORTE	84,422	2,974	87,396	YES
ISD 308 NEVIS	69,689	550	70,239	YES
ISD 309 PARK RAPIDS	Failed to report in time for this publication				
ISD 314 BRAHAM	201,036	45,597	246,633	YES
ISD 316 COLERAINE	98,614	292,263	1,696	392,573	YES

STATE OF MINNESOTA
OFFICE OF THE STATE AUDITOR
STATEWIDE SINGLE AUDIT
SUMMARY OF GRANT REVENUE BY ENTITY
FOR THE YEAR ENDED JUNE 30, 1989

NAME OF ENTITY	DIRECT FEDERAL	----- PASS THROUGH -----		TOTAL	AUDIT REPORT ACCEPTABLE
		STATE	OTHER AGENCY		
SCHOOLS AND RELATED AGENCIES					
ISD 317 DEER RIVER	478,051	288,464	1,599	768,114	YES
ISD 318 GRAND RAPIDS	27,475	1,030,738	31,995	1,090,208	YES
ISD 319 NASHWAUK-KEEWATIN	116,926	116,926	YES
ISD 324 JACKSON	198,990	21,735	220,725	YES
ISD 325 LAKEFIELD	120,603	120,603	YES
ISD 328 SIOUX VALLEY	72,927	72,927	YES
ISD 330 HERON LAKE-OKABENA	6,732	108,095	114,827	YES
ISD 332 MORA	342,276	342,276	YES
ISD 333 OGILVIE	146,927	146,927	YES
ISD 341 ATWATER	101,057	16,367	117,424	YES
ISD 345 NEW LONDON-SPICER	170,956	35,288	206,244	YES
ISD 346 RAYMOND	64,809	5,839	70,648	YES
ISD 347 WILLMAR	1,406,764	1,374,367	585,511	3,366,642	YES
ISD 351 HALLOCK	47,700	476	48,176	YES
ISD 352 HUMBOLDT	10,850	10,850	YES
ISD 353 KARLSTAD	102,631	102,631	YES
ISD 354 KENNEDY	29,377	29,377	YES
ISD 356 LANCASTER	50,483	50,483	YES
ISD 361 INTERNATIONAL FALLS	20,205	442,676	1,442	464,323	YES
ISD 362 LITTLEFORK-BIG FALLS	83,704	3,662	87,366	YES
ISD 363 SOUTH KOOCHICHING	80,072	3,303	83,375	YES
ISD 371 BELLINGHAM	74,939	3,956	78,895	YES
ISD 376 MARIETTA-NASSAU	34,219	34,219	YES
ISD 377 MADISON	120,806	120,806	YES
ISD 378 DAWSON	145,100	18,030	163,130	YES
ISD 381 LAKE SUPERIOR	2,971	306,789	309,760	YES
ISD 390 LAKE OF THE WOODS	185,439	5,529	190,968	YES
ISD 391 CLEVELAND	56,738	56,738	YES
ISD 392 LE CENTER	102,827	102,827	YES
ISD 393 LE SUEUR	165,225	165,225	YES
ISD 394 MONTGOMERY	245,096	21,567	266,663	YES
ISD 395 WATERVILLE	143,300	143,300	YES
ISD 402 HENDRICKS	68,305	9,854	78,159	YES
ISD 403 IVANHOE	103,929	2,277	106,206	YES
ISD 404 LAKE BENTON	63,886	63,886	YES
ISD 408 VERDI	36,454	666	37,120	YES
ISD 409 TYLER	36,119	36,119	YES
ISD 411 BALATON	78,322	7,783	86,105	YES
ISD 412 COTTONWOOD	87,375	87,375	YES
ISD 413 MARSHALL	430,915	430,915	YES
ISD 414 MINNEOTA	143,417	143,417	YES
ISD 415 LYND	31,695	11,807	43,502	YES
ISD 417 TRACY	224,155	21,741	245,896	YES
ISD 418 RUSSELL	38,144	38,144	YES
ISD 421 BROWNTON	62,967	62,967	YES

STATE OF MINNESOTA
OFFICE OF THE STATE AUDITOR
STATEWIDE SINGLE AUDIT
SUMMARY OF GRANT REVENUE BY ENTITY
FOR THE YEAR ENDED JUNE 30, 1989

NAME OF ENTITY	DIRECT FEDERAL	----- PASS THROUGH -----		TOTAL	AUDIT REPORT ACCEPTABLE
		STATE	OTHER AGENCY		
SCHOOLS AND RELATED AGENCIES					
ISD 422 GLENCOE	117,892	117,892	YES
ISD 423 HUTCHINSON	438,436	482,278	139,662	1,060,376	YES
ISD 424 LESTER PRAIRIE	72,559	72,559	YES
ISD 425 SILVER LAKE	46,699	46,699	YES
ISD 426 STEWART	72,989	72,989	YES
ISD 427 WINSTED	35,535	35,535	YES
ISD 432 MAHONOMEN	750,959	321,367	1,072,326	YES
ISD 435 WAUBUN	389,981	219,152	1,251	610,384	YES
ISD 436 ALVARADO	28,877	28,877	YES
ISD 437 ARGYLE	61,267	1,757	63,024	YES
ISD 440 MIDDLE RIVER	97,296	97,296	YES
ISD 441 NEWFOLDEN	101,366	101,366	YES
ISD 442 OSLO	50,652	4,925	55,577	YES
ISD 443 STEPHEN	89,606	89,606	YES
ISD 444 STRANDQUIST	39,467	1,791	41,258	YES
ISD 446 WARREN	98,731	98,731	YES
ISD 447 GRYGLA	88,556	88,556	YES
ISD 451 CEYLON	38,752	38,752	YES
ISD 453 EAST CHAIN	64,425	64,425	YES
ISD 454 FAIRMONT	302,874	302,874	YES
ISD 456 SHERBURN	72,041	72,041	YES
ISD 457 TRIMONT	75,856	75,856	YES
ISD 458 TRUMAN	87,920	4,626	92,546	YES
ISD 459 WELCOME	29,579	29,579	YES
ISD 460 GRANADA-HUNTLEY	34,662	10,073	44,735	YES
ISD 461 COSMOS	53,423	53,423	YES
ISD 463 EDEN VALLEY	278,199	35,493	313,692	YES
ISD 464 GROVE CITY	83,458	11,005	94,463	YES
ISD 465 LITCHFIELD	289,273	289,273	YES
ISD 466 DASSEL-COKATO	221,156	221,156	YES
ISD 473 ISLE	3,714	80,887	84,601	YES
ISD 477 PRINCETON	378,296	62,831	441,127	YES
ISD 480 ONAMIA	231,043	210,617	441,660	YES
ISD 482 LITTLE FALLS	713,847	713,847	YES
ISD 483 MOTLEY	YES
ISD 484 PIERZ	364,628	364,628	YES
ISD 485 ROYALTON	217,470	217,470	YES
ISD 486 SWANVILLE	117,913	117,913	YES
ISD 487 UPSALA	140,535	140,535	YES
ISD 492 AUSTIN	641,467	1,062,059	1,703,526	YES
ISD 495 GRAND MEADOW	56,431	56,431	YES
ISD 497 LYLE	64,681	64,681	YES
ISD 499 LEROY	81,405	81,405	YES
ISD 500 SOUTHLAND	142,102	142,102	YES
ISD 504 SLAYTON	223,518	223,518	YES

STATE OF MINNESOTA
OFFICE OF THE STATE AUDITOR
STATEWIDE SINGLE AUDIT
SUMMARY OF GRANT REVENUE BY ENTITY
FOR THE YEAR ENDED JUNE 30, 1989

NAME OF ENTITY	----- PASS THROUGH -----			TOTAL	AUDIT REPORT ACCEPTABLE
	DIRECT FEDERAL	STATE	OTHER AGENCY		
SCHOOLS AND RELATED AGENCIES					
ISD 505 FULDA	132,344	1,589	133,933	YES
ISD 507 NICOLLET	65,653	65,653	YES
ISD 508 ST PETER	241,841	241,841	YES
ISD 511 ADRIAN	148,386	148,386	YES
ISD 513 BREWSTER	37,576	666	38,242	YES
ISD 514 ELLSWORTH	49,407	49,407	YES
ISD 516 ROUND LAKE	22,530	22,530	YES
ISD 518 WORTHINGTON	433,244	36,121	469,365	YES
ISD 521 ADA	142,867	142,867	YES
ISD 522 BORUP	32,953	32,953	YES
ISD 523 GARY	72,944	72,944	YES
ISD 524 HALSTAD	140,035	140,035	YES
ISD 525 HENDRUM	58,448	58,448	YES
ISD 526 TWIN VALLEY	85,317	85,317	YES
ISD 531 BYRON	126,885	126,885	YES
ISD 533 DOVER-EYOTA	135,087	135,087	YES
ISD 534 STEWARTVILLE	162,281	162,281	YES
ISD 535 ROCHESTER	752,597	1,960,302	2,712,899	YES
ISD 542 BATTLE LAKE	112,445	112,445	YES
ISD 543 DEER CREEK	78,969	78,969	YES
ISD 544 FERGUS FALLS	375,366	4,613	379,979	YES
ISD 545 HENNING	102,146	102,146	YES
ISD 547 PARKERS PRAIRIE	181,276	181,276	YES
ISD 548 PELICAN RAPIDS	225,592	225,592	YES
ISD 549 PERHAM	289,429	289,429	YES
ISD 550 UNDERWOOD	95,237	95,237	YES
ISD 553 NEW YORK MILLS	190,609	1,877	192,486	YES
ISD 561 GOODRIDGE	113,010	113,010	YES
ISD 564 THIEF RIVER FALLS	797,078	819,191	1,616,269	YES
ISD 566 ASKOV	Failed to report in time for this publication				
ISD 570 FINLAYSON	37,053	37,053	YES
ISD 573 HINCKLEY	19,667	114,194	133,861	YES
ISD 576 SANDSTONE	47,481	301,615	349,096	YES
ISD 577 WILLOW RIVER	96,097	96,097	YES
ISD 578 PINE CITY	278,481	505,796	784,277	YES
ISD 581 EDGERTON	95,422	95,422	YES
ISD 582 JASPER	53,749	53,749	YES
ISD 583 PIPESTONE	329,049	329,049	YES
ISD 584 RUTHTON	202,869	202,869	YES
ISD 592 CLIMAX	47,475	47,475	YES
ISD 593 CROOKSTON	431,443	431,443	YES
ISD 595 EAST GRAND FORKS	713,351	406,662	1,120,013	YES
ISD 597 ERSKINE	58,398	58,398	YES
ISD 599 FERTILE	107,995	2,403	110,398	YES
ISD 600 FISHER	43,794	43,794	YES

STATE OF MINNESOTA
OFFICE OF THE STATE AUDITOR
STATEWIDE SINGLE AUDIT
SUMMARY OF GRANT REVENUE BY ENTITY
FOR THE YEAR ENDED JUNE 30, 1989

NAME OF ENTITY	DIRECT FEDERAL	----- PASS THROUGH -----		TOTAL	AUDIT REPORT ACCEPTABLE
		STATE	OTHER AGENCY		
SCHOOLS AND RELATED AGENCIES					
ISD 601 FOSSTON	4,915	181,853	1,318	188,086	YES
ISD 603 MCINTOSH	78,116	78,116	YES
ISD 604 MENTOR	29,887	29,887	YES
ISD 61-60-10 ARLINGTON ETC	YES
ISD 611 CYRUS	36,041	36,041	YES
ISD 612 GLENWOOD	188,816	188,816	YES
ISD 614 STARBUCK	86,314	86,314	YES
ISD 615 VILLARD	53,324	53,324	YES
ISD 621 MOUNDS VIEW	7,577	1,361,135	31,820	1,400,532	YES
ISD 622 NORTH ST PAUL-MAPLEWOOD	1,281,220	1,281,220	YES
ISD 623 ROSEVILLE	853,726	138,311	992,037	YES
ISD 624 WHITE BEAR LAKE	806,950	20,413	827,363	YES
ISD 625 ST PAUL	3,387,773	11,339,347	745,019	15,472,139	YES
ISD 627 OKLEE	89,589	89,589	YES
ISD 628 PLUMMER	84,535	84,535	YES
ISD 630 RED LAKE FALLS	101,844	101,844	YES
ISD 631 BELVIEW	18,104	18,104	YES
ISD 633 LAMBERTON	61,027	61,027	YES
ISD 635 MILROY	34,705	34,705	YES
ISD 636 MORGAN	70,372	6,102	76,474	YES
ISD 637 REDWOOD FALLS	185,926	6,311	192,237	YES
ISD 638 SANBORN	70,638	70,638	YES
ISD 640 WABASSO	158,348	158,348	YES
ISD 641 WALNUT GROVE	72,868	72,868	YES
ISD 646 BIRD ISLAND	72,758	8,182	80,940	YES
ISD 647 BUFFALO LAKE	58,391	58,391	YES
ISD 648 DANUBE	89,124	5,712	94,836	YES
ISD 649 FAIRFAX	107,817	107,817	YES
ISD 650 FRANKLIN	YES
ISD 651 HECTOR	53,028	53,028	YES
ISD 652 MORTON	97,746	43,201	140,947	YES
ISD 653 OLIVIA	108,717	11,866	120,583	YES
ISD 654 RENVILLE	63,115	63,115	YES
ISD 655 SACRED HEART	57,123	57,123	YES
ISD 656 FARIBAULT	387,414	1,185,266	1,572,680	YES
ISD 657 MORRISTOWN	73,732	73,732	YES
ISD 659 NORTHFIELD	306,397	3,152	309,549	YES
ISD 669 MAGNOLIA	37,370	10,704	48,074	YES
ISD 670 LUVERNE	222,109	27,496	249,605	YES
ISD 671 HILLS-BEAVER CREEK	104,738	104,738	YES
ISD 676 BADGER	52,037	52,037	YES
ISD 678 GREENBUSH	122,133	122,133	YES
ISD 682 ROSEAU	264,760	264,760	YES
ISD 690 WARROAD	184,990	184,990	YES
ISD 691 AURORA	3,120	255,967	3,777	262,864	YES

STATE OF MINNESOTA
OFFICE OF THE STATE AUDITOR
STATEWIDE SINGLE AUDIT
SUMMARY OF GRANT REVENUE BY ENTITY
FOR THE YEAR ENDED JUNE 30, 1989

NAME OF ENTITY	----- PASS THROUGH -----			TOTAL	AUDIT REPORT ACCEPTABLE
	DIRECT FEDERAL	STATE	OTHER AGENCY		
SCHOOLS AND RELATED AGENCIES					
ISD 692 BABBITT	102,725	5,998	108,723	YES
ISD 693 BIWABIK	50,890	480	51,370	YES
ISD 695 CHISHOLM	12,629	141,042	620	154,291	YES
ISD 696 ELY	10,609	139,814	4,365	154,788	YES
ISD 697 EVELETH	440,777	414,024	16,000	870,801	YES
ISD 698 FLOODWOOD	67,695	67,695	YES
ISD 699 GILBERT	2,749	81,058	24,838	108,645	YES
ISD 700 HERMANTOWN	17,691	156,286	173,977	YES
ISD 701 HIBBING	727,161	764,037	17,045	1,508,243	YES
ISD 704 PROCTOR	279,598	25,095	304,693	YES
ISD 706 VIRGINIA	7,725	306,752	314,477	YES
ISD 707 NETT LAKE	331,161	70,329	401,490	YES
ISD 708 TOWER-SOUDAN	26,965	50,734	77,699	YES
ISD 709 DULUTH	2,105,643	4,004,048	272,721	6,382,412	YES
ISD 710 ST LOUIS COUNTY	133,523	589,409	28,487	751,419	YES
ISD 712 MOUNTAIN IRON-BUHL	2,971	124,034	33,580	160,585	YES
ISD 716 BELLE PLAINE	100,073	100,073	YES
ISD 717 JORDAN	126,370	126,370	YES
ISD 719 PRIOR LAKE	228,361	47,698	276,059	YES
ISD 720 SHAKOPEE	5,497	237,212	242,709	YES
ISD 721 NEW PRAGUE	192,578	31,080	223,658	YES
ISD 726 BECKER	89,938	89,938	YES
ISD 727 BIG LAKE	146,430	146,430	YES
ISD 728 ELK RIVER	31,325	564,354	150,347	746,026	YES
ISD 731 ARLINGTON	148,902	8,019	156,921	YES
ISD 732 GAYLORD	83,993	83,993	YES
ISD 733 GIBBON	52,329	52,329	YES
ISD 734 HENDERSON	56,518	56,518	YES
ISD 735 WINTHROP	131,001	131,001	YES
ISD 736 BELGRADE-ELROSA	169,848	169,848	YES
ISD 737 BROOTEN	138,888	138,888	YES
ISD 738 HOLDINGFORD	208,886	208,886	YES
ISD 739 KIMBALL	204,439	10,605	215,044	YES
ISD 740 MELROSE	359,023	359,023	YES
ISD 741 PAYNESVILLE	219,135	219,135	YES
ISD 742 ST CLOUD	1,267,553	2,208,446	3,475,999	YES
ISD 743 SAUK CENTRE	466,541	466,541	YES
ISD 745 ALBANY	340,843	340,843	YES
ISD 748 SARTELL	125,762	125,762	YES
ISD 750 COLD SPRING	379,498	379,498	YES
ISD 756 BLOOMING PRAIRIE	221,428	221,428	YES
ISD 761 OWATONNA	605,205	605,205	YES
ISD 762 ELLENDALE	64,162	64,162	YES
ISD 763 MEDFORD	67,813	67,813	YES
ISD 768 HANCOCK	57,813	57,813	YES

STATE OF MINNESOTA
OFFICE OF THE STATE AUDITOR
STATEWIDE SINGLE AUDIT
SUMMARY OF GRANT REVENUE BY ENTITY
FOR THE YEAR ENDED JUNE 30, 1989

NAME OF ENTITY	----- PASS THROUGH -----		TOTAL	AUDIT REPORT ACCEPTABLE	
	DIRECT FEDERAL	STATE			OTHER AGENCY
SCHOOLS AND RELATED AGENCIES					
ISD 769 MORRIS	226,959	226,959	YES
ISD 771 CHOKIO-ALBERTA	93,157	93,157	YES
ISD 775 KERKHOVEN-MURDOCK-SUNBERG	209,585	209,585	YES
ISD 777 BENSON	303,596	4,128	307,724	YES
ISD 784 APPLETON	160,598	13,541	174,139	YES
ISD 786 BERTHA-HEWITT	239,776	239,776	YES
ISD 787 BROWERVILLE	177,967	177,967	YES
ISD 789 CLARISSA	153,681	153,681	YES
ISD 790 EAGLE BEND	37,713	37,713	YES
ISD 791 GREY EAGLE	87,139	87,139	YES
ISD 792 LONG PRAIRIE	268,012	268,012	YES
ISD 793 STAPLES	852,191	890,932	1,743,123	YES
ISD 801 BROWNS VALLEY	9,657	81,424	91,081	YES
ISD 803 WHEATON	140,023	140,023	YES
ISD 806 ELGIN-MILLVILLE	76,435	76,435	YES
ISD 809 MAZEPPA	78,458	78,458	YES
ISD 810 PLAINVIEW	145,176	145,176	YES
ISD 811 WABASHA	135,541	1,613	137,154	YES
ISD 813 LAKE CITY	188,168	188,168	YES
ISD 818 VERNDALE	118,971	118,971	YES
ISD 819 WADERA	771,866	832,171	1,604,037	YES
ISD 820 SEBEKA	235,589	235,589	YES
ISD 821 MENANGA	179,051	179,051	YES
ISD 827 NEW RICHLAND	110,935	110,935	YES
ISD 829 WASECA	384,114	384,114	YES
ISD 830 JAMESVILLE	100,582	100,582	YES
ISD 831 FOREST LAKE	725,686	725,686	YES
ISD 832 MAHTOMEDI	259,951	259,951	YES
ISD 833 SOUTH WASHINGTON COUNTY	853,397	853,397	YES
ISD 834 STILLWATER	2,608	956,861	959,469	YES
ISD 836 BUTTERFIELD	57,454	57,454	YES
ISD 837 MADELIA	149,168	149,168	YES
ISD 840 ST JAMES	5,436	232,393	237,829	YES
ISD 846 BRECKENRIDGE	226,572	226,572	YES
ISD 850 ROTHSAY	44,373	44,373	YES
ISD 852 CAMPBELL-TINTAH	108,449	108,449	YES
ISD 857 LEWISTON	160,497	160,497	YES
ISD 858 ST CHARLES	189,917	1,398	191,315	YES
ISD 861 WINONA	477,630	1,299,097	1,776,727	YES
ISD 876 ANNANDALE	187,700	187,700	YES
ISD 877 BUFFALO	516,828	516,828	YES
ISD 879 DELANO	144,536	19,722	164,258	YES
ISD 880 HOWARD LAKE	174,981	174,981	YES
ISD 881 MAPLE LAKE	86,871	86,871	YES
ISD 882 MONTICELLO	46,989	664,580	711,569	YES

STATE OF MINNESOTA
OFFICE OF THE STATE AUDITOR
STATEWIDE SINGLE AUDIT
SUMMARY OF GRANT REVENUE BY ENTITY
FOR THE YEAR ENDED JUNE 30, 1989

NAME OF ENTITY	DIRECT FEDERAL	----- PASS THROUGH -----		TOTAL	AUDIT REPORT ACCEPTABLE
		STATE	OTHER AGENCY		
SCHOOLS AND RELATED AGENCIES					
ISD 883 ROCKFORD	129,088	129,088	YES
ISD 885 ST MICHAEL-ALBERTVILLE	135,353	135,353	YES
ISD 891 CANBY	156,923	156,923	YES
ISD 892 CLARKFIELD	110,382	110,382	YES
ISD 893 ECHO	64,028	64,028	YES
ISD 894 GRANITE FALLS	204,611	204,611	YES
ISD 896 WOOD LAKE	10,348	10,348	YES
ISD 911 CAMBRIDGE-ISANTI	892,513	892,513	YES
ISD 912 MILACA	268,438	268,438	YES
ISD 913 WALDORF-PENBERTON	68,564	3,703	72,267	YES
ISD 914 ULEN-HITTERDAL	4,475	88,703	93,178	YES
ISD 918 CHANDLER-LAKE WILSON	54,265	54,265	YES
LAC QUI PARLE VALLEY JOINT POWER	YES
LAKE AGASSIZ SPEC ED COOP	68,727	68,727	YES
LEAF RIVER VALLEY VOCATIONAL CENTER	YES
LITTLE CROW TELE-MEDIA NETWORK	YES
MARTIN COUNTY SPEC ED COOP	124,300	124,300	YES
MARTIN COUNTY VOCATIONAL CENTER	YES
MEEKER-WRIGHT SPECIAL ED COOP	299,969	299,969	YES
METRO - II	YES
METROPOLITAN ECSU	505,155	505,155	YES
MID-RANGE SP ED COOP 5-932	143,788	143,788	YES
MID-STATE VOCATIONAL CENTER	Failed to report in time for this publication				
MIDWEST SPECIAL ED COOP	130,159	130,159	YES
MINNESOTA VALLEY COOPERATIVE	105,830	105,830	YES
MN RIVER VALLEY SPEC ED COOP	351,054	351,054	YES
MOORHEAD SPECIAL EDUCATION COOP	Failed to report in time for this publication				
MOWER COUNTY SPECIAL ED COOP	145,172	24,250	169,422	YES
NE METRO INTERDISTRICT NO 916	1,198,813	771,063	58,445	2,028,321	YES
NISWI-NAYAWSHING VOC CENTER	YES
NORTH COUNTY VOCATIONAL CENTER	15,922	15,922	YES
NORTHEAST ED COOP SERVICE UNIT	485,410	485,410	YES
NORTHERN LITES VOCATIONAL CENTER	YES
NORTHWEST VOCATIONAL CENTER	YES
NW MN ED COOP SERVICE UNIT	400,660	20,812	421,472	YES
NW REGION INTERDISTRICT COUNCIL	61,998	5,914	67,912	YES
OAK LAND VOCATIONAL CENTER	24,881	100,686	125,567	YES
PINE TO PRAIRIE EDUCATION DISTRICT	YES
PINE TO PRAIRIE VOCATIONAL CENTER	YES
PRAIRIE LAKES VOCATIONAL CENTER	YES
QUAD-COUNTY TELECOMM PROJECT	YES
RED LAKE FALLS SPEC ED COOP	220,543	220,543	YES
RED RIVER VALLEY VOCATIONAL CENTER	YES
RIVER BEND SPECIAL ED COOP	200,892	200,892	YES
SIBLEY COUNTY VOCATIONAL CENTER	YES

STATE OF MINNESOTA
OFFICE OF THE STATE AUDITOR
STATEWIDE SINGLE AUDIT
SUMMARY OF GRANT REVENUE BY ENTITY
FOR THE YEAR ENDED JUNE 30, 1989

NAME OF ENTITY	DIRECT FEDERAL	----- PASS THROUGH -----		TOTAL	AUDIT REPORT ACCEPTABLE
		STATE	OTHER AGENCY		
SCHOOLS AND RELATED AGENCIES					
SOUTH CENTRAL ED COOP SER UNIT	466,294	466,294	YES
SOUTH CENTRAL SP ED COOP	74,928	74,928	YES
SOUTH CENTRAL VOCATIONAL CENTER	YES
SOUTHEAST MN ED COOP SERV UNIT	81,301	81,301	YES
SOUTHEASTERN MN SP ED COOP	185,630	185,630	YES
SOUTHERN MINNESOTA COOP CENTER	Failed to report in time for this publication				
SOUTHERN MN SPCL SERVICES COOP	90,896	90,896	YES
SOUTHERN POLAR VOCATIONAL CENTER	YES
SOUTHWESTERN VOC TECH INST	1,524,935	603,213	2,128,148	YES
SSD 1 MINNEAPOLIS	3,094,724	13,237,592	41,620	16,373,936	YES
SSD 6 SOUTH ST PAUL	453,267	453,267	YES
ST PETER INTERDIST SP ED COOP	138,948	138,948	YES
SW & WEST CENTRAL ED COOP SERV UNIT	167,336	2,228,237	2,395,573	YES
TIES ESV REGION VII	Failed to report in time for this publication				
TRI-COUNTY COOPERATIVE CENTER 946	157,598	157,598	YES
VIKING VOCATIONAL CENTER	YES
W MN MULTI REG COMPUTER CNTR	YES
WASIOJA AREA SP ED COOP	363,100	363,100	YES
WEST CENTRAL ED COOP SERV UNIT	430,443	430,443	YES
WRIGHT VOCATIONAL CENTER	YES
TOTAL	<u>40,153,913</u>	<u>148,858,792</u>	<u>5,115,936</u>	<u>194,128,641</u>	
GRAND TOTAL	204,163,792	711,017,061	24,108,061	939,288,914	
	-----	-----	-----	-----	

STATE OF MINNESOTA
OFFICE OF THE STATE AUDITOR
STATEWIDE SINGLE AUDIT
SUMMARY OF GRANT REVENUE
BY ADMINISTERING AGENCY
FOR THE YEAR ENDED JUNE 30, 1989

<u>ADMINISTERING AGENCY</u>	<u>TOTAL</u>	<u>AUDIT REPORT ACCEPTABLE</u>	<u>ARE THERE CROSSCUTTING FINDINGS</u>	<u>IS THERE GRANT NONCOMPLIANCE</u>
AMERICAN RED CROSS				
AMHERST WILDER FOUNDATION		YES		
CFDA 13.633	\$ 40,790			
	=====			
ARROWHEAD REG DEVELOP COMM				
ARROWHEAD ECON OPPORTUNITY COUNCIL		YES		
CFDA 13.633	\$ 13,755			
CFDA 13.635	609,225			

	\$ 622,980			
	=====			
CARLTON COUNTY		YES	YES	
CFDA 13.633	\$ 8,281			

CITY OF DULUTH		YES	YES	
CFDA 13.635	\$ 211,847			

ITASCA COUNTY		YES	YES	
CFDA 13.633	\$ 13,250			

KOOCHICHING-ITASCA ACTION CNCL		YES	YES	
CFDA 10.568	\$ 52,101			
CFDA 13.635	19,852			

	\$ 71,953			
	=====			
RANGE MENTAL HEALTH CENTER INC		YES		
CFDA 13.633	\$ 20,419			

ST LOUIS COUNTY		YES	YES	
CFDA 13.635	\$ 105,843			

BELFRAMI COUNTY				
ISD 032 BLACKDUCK		YES	YES	
CFDA 10.665	\$ 7,783			

BEMIDJI INTERDISTRICT COUNCIL				
ISD 032 BLACKDUCK		YES	YES	
CFDA 84.027	7,324			

	\$ 7,324			
	=====			
ISD 036 KELLIHER		YES	YES	
CFDA 84.027	\$ 2,656			

ISD 115 CASS LAKE		YES	YES	
CFDA 84.027	\$ 5,859			

ISD 158 GONVICK		YES	YES	
CFDA 84.027	\$ 1,938			

ISD 161 CLEARBROOK		YES	YES	
CFDA 84.027	\$ 3,446			

STATE OF MINNESOTA
OFFICE OF THE STATE AUDITOR
STATEWIDE SINGLE AUDIT
SUMMARY OF GRANT REVENUE
BY ADMINISTERING AGENCY
FOR THE YEAR ENDED JUNE 30, 1989

ADMINISTERING AGENCY	TOTAL	AUDIT REPORT ACCEPTABLE	ARE THERE CROSSCUTTING FINDINGS	IS THERE GRANT NONCOMPLIANCE
BEMIDJI INTERDISTRICT COUNCIL				
ISD 162 BAGLEY		YES	YES	
CFDA 84.027	\$ 12,351			
	\$ 12,351			
ISD 306 LAPORTE		YES	YES	
CFDA 84.027	\$ 2,585			
ISD 362 LITTLEFORK-BIG FALLS		YES	YES	
CFDA 84.027	\$ 3,662			
ISD 363 SOUTH KOOCHICHING		YES	YES	
CFDA 84.027	\$ 3,303			
ISD 390 LAKE OF THE WOODS		YES	YES	
CFDA 84.027	\$ 5,529			
ISD 435 WAUBUN		YES	YES	
CFDA 84.027	\$ 1,251			
BENTON-STEARNS SPECIAL ED COOP				
ISD 047 SAUK RAPIDS		YES	YES	
CFDA 84.027	\$ 39,067			
ISD 739 KIMBALL		YES	YES	
CFDA 84.027	\$ 10,605			
BLUE CROSS/BLUE SHIELD				
AMHERST WILDER FOUNDATION		YES		
CFDA 13.773	\$ 430,720			
CARVER-SCOTT VOCATIONAL CENTER				
ISD 108 NORWOOD		YES	YES	
CFDA 84.027	\$ 21,160			
ISD 112 CHASKA		YES	YES	
CFDA 84.027	\$ 104,453			
CASS COUNTY				
ISD 115 CASS LAKE		YES	YES	
CFDA 10.665	\$ 14,989			
LEECH LAKE RESERVATION BUS COMM		YES		
CFDA 13.992	\$ 11,349			
CENTRAL MINNESOTA COUNCIL ON AGING				
MID-MINNESOTA LEGAL ASSISTANCE INC		YES		
CFDA 13.633	\$ 35,000			

STATE OF MINNESOTA
OFFICE OF THE STATE AUDITOR
STATEWIDE SINGLE AUDIT
SUMMARY OF GRANT REVENUE
BY ADMINISTERING AGENCY
FOR THE YEAR ENDED JUNE 30, 1989

<u>ADMINISTERING AGENCY</u>	<u>TOTAL</u>	<u>AUDIT REPORT ACCEPTABLE</u>	<u>ARE THERE CROSSCUTTING FINDINGS</u>	<u>IS THERE GRANT NONCOMPLIANCE</u>
CENTRAL MINNESOTA COUNCIL ON AGING				
SHERBURNE COUNTY		YES	YES	
CFDA 13.633	\$ 25,000			

	\$ 25,000			
	=====			
STEARNS COUNTY		YES	YES	
CFDA 13.633	\$ 72,846			
	=====			
CENTRAL MN ED COOP SERV UNIT				
ISD 314 BRAHAM		YES		
CFDA 84.027	\$ 9,702			
CFDA 84.173	35,895			

	\$ 45,597			
	=====			
CITY OF BURNSVILLE				
DAKOTA COUNTY		YES	YES	
CFDA 16.579	\$ 15,500			
	=====			
CITY OF DULUTH				
DULUTH HRA		YES	YES	
CFDA 14.218	\$ 749,698			
	=====			
ISD 709 DULUTH		YES	YES	
CFDA 17.246	\$ 72,004			
CFDA 17.250	176,042			

	\$ 248,046			
	=====			
NE MINN OFFICE OF JOB TRAINING		YES		
CFDA 17.246	\$ 3,334			
	=====			
CITY OF FERTILE				
INTER-COUNTY COMMUNITY COUNCIL		YES		
CFDA 14.219	\$ 1,771			
	=====			
CITY OF HILL CITY				
LAKES & PINES COMM ACT COUNCIL		YES		
CFDA 14.228	\$ 16,070			
	=====			
CITY OF MC INTOSH				
NORTHWEST MINN MULTI COUNTY HRA		YES		
CFDA 14.228	\$ 47,960			
	=====			

STATE OF MINNESOTA
OFFICE OF THE STATE AUDITOR
STATEWIDE SINGLE AUDIT
SUMMARY OF GRANT REVENUE
BY ADMINISTERING AGENCY
FOR THE YEAR ENDED JUNE 30, 1989

<u>ADMINISTERING AGENCY</u>	<u>TOTAL</u>	<u>AUDIT REPORT ACCEPTABLE</u>	<u>ARE THERE CROSSCUTTING FINDINGS</u>	<u>IS THERE GRANT NONCOMPLIANCE</u>
CITY OF MILTONA				
MID-MINNESOTA LEGAL ASSISTANCE INC		YES		
CFDA 14.218	\$ 41,991			

	\$ 41,991			
	=====			
CITY OF MINNEAPOLIS				
CATHOLIC CHARITIES-ST PAUL AND MPLS		YES		
CFDA 14.218	\$ 47,839			

CITY OF BLOOMINGTON		YES	YES	
CFDA 10.557	\$ 20,705			

HIRED		YES		
CFDA 17.246	\$ 59,823			
CFDA 17.250	11,598			

	\$ 71,421			
	=====			
MINNEAPOLIS PUBLIC HOUSING AUTH		YES	YES	
CFDA 14.218	\$ 289,380			

MPLS AMERICAN INDIAN CENTER		YES		
CFDA 13.792	\$ 12,987			

MPLS URBAN LEAGUE		YES	YES	
CFDA 14.850	\$ 61,617			
CFDA 17.207	105,586			
CFDA 17.250	178,209			

	\$ 345,412			
	=====			
MULTI RESOURCES CENTER		YES		
CFDA 17.246	\$ 104,821			
CFDA 17.250	15,205			

	\$ 120,026			
	=====			
PARENTS IN COMMUNITY ACTION INC		YES		
CFDA 14.218	\$ 178,341			

PHYLLIS WHEATLY COMM CENTER INC		YES		
CFDA 13.792	\$ 27,702			

SSD 1 MINNEAPOLIS		YES	YES	
CFDA 17.250	\$ 41,620			YES

THE WAYSIDE HOUSE INC		YES	YES	
CFDA 13.792	\$ 17,236			

	=====			
CITY OF MINNESOTA CITY				
CATHOLIC CHARITIES-ST PAUL AND MPLS		YES		
CFDA 14.231	\$ 5,000			

STATE OF MINNESOTA
OFFICE OF THE STATE AUDITOR
STATEWIDE SINGLE AUDIT
SUMMARY OF GRANT REVENUE
BY ADMINISTERING AGENCY
FOR THE YEAR ENDED JUNE 30, 1989

ADMINISTERING AGENCY	TOTAL	AUDIT REPORT ACCEPTABLE	ARE THERE CROSSCUTTING FINDINGS	IS THERE GRANT NONCOMPLIANCE
CITY OF MORRISTOWN				
CITY OF FARIBAULT		YES	YES	
CFDA 14.228	\$ 36,580			

	\$ 36,580			
	=====			
CITY OF NERSTRAND				
CITY OF FARIBAULT		YES	YES	
CFDA 14.228	112,785			

	\$ 112,785			
	=====			
CITY OF ROCHESTER				
CHILD CARE RESOURCE REFERRAL INC		YES	YES	
CFDA 14.218	\$ 40,447			

OLMSTED COUNTY		YES	YES	
CFDA 10.443	\$ 529			
CFDA 14.156	52,176			
CFDA 14.218	15,382			
CFDA 14.220	15,377			
CFDA 14.222	8,712			
CFDA 14.230	27,418			
CFDA 14.850	67,527			

	\$ 187,121			
	=====			
CITY OF ST. PAUL				
CATHOLIC CHARITIES-ST PAUL AND MPLS		YES		
CFDA 14.231	\$ 111,642			

FACE TO FACE HEALTH SERVICE		YES	YES	
CFDA 17.250	\$ 10,700			

ISD 625 ST PAUL		YES		
CFDA 17.250	\$ 745,019			YES

	=====			
CITY OF WARREN				
NORTHWEST MINN MULTI COUNTY HRA		YES		
CFDA 14.228	\$ 121,323			

	=====			
CITY OF WARROAD				
NORTHWEST MINN MULTI COUNTY HRA		YES		
CFDA 14.228	257,111			

	\$ 257,111			
	=====			

STATE OF MINNESOTA
 OFFICE OF THE STATE AUDITOR
 STATEWIDE SINGLE AUDIT
 SUMMARY OF GRANT REVENUE
 BY ADMINISTERING AGENCY
 FOR THE YEAR ENDED JUNE 30, 1989

<u>ADMINISTERING AGENCY</u>	<u>TOTAL</u>	<u>AUDIT REPORT ACCEPTABLE</u>	<u>ARE THERE CROSSCUTTING FINDINGS</u>	<u>IS THERE GRANT NONCOMPLIANCE</u>
CITY OF WILLMAR				
REGION SIX EAST COMMUNITY ACT CNL		YES		
CFDA 14.231	\$ 9,363			

	\$ 9,363			
	=====			
CLAY COUNTY				
MINNESOTA MIGRANT COUNCIL		YES		
CFDA 83.516	\$ 1,665			

COMM ACTION FOR SUBURBAN HENNEPIN				
MULTI RESOURCES CENTER		YES		
CFDA 13.792	\$ 117,267			

WEST HENNEPIN HUMAN SERVICES		YES		
CFDA 13.792	\$ 49,940			

COOK COUNTY				
ISD 166 COOK COUNTY		YES		
CFDA 10.665	\$ 65,539			

DAKOTA COUNTY				
DAKOTA COUNTY TECHNICAL COLLEGE		YES		YES
CFDA 17.246	\$ 722,595			

EAST CENTRAL REG DEVELOP COMM				
CITY OF RUSH CITY		YES	YES	
CFDA 13.633	\$ 17,000			

ISANTI COUNTY		YES	YES	
CFDA 13.633	\$ 6,070			

MID-MINNESOTA LEGAL ASSISTANCE INC		YES		
CFDA 13.633	\$ 34,982			

GOODHUE-RICE-WABASHA CITZ ACT CNCL				
ISD 811 WABASHA		YES	YES	
CFDA 17.250	\$ 1,613			

HEADWATERS REG DEVELOP COMM				
BELTRAMI COUNTY		YES	YES	
CFDA 13.633	\$ 10,185			

STATE OF MINNESOTA
 OFFICE OF THE STATE AUDITOR
 STATEWIDE SINGLE AUDIT
 SUMMARY OF GRANT REVENUE
 BY ADMINISTERING AGENCY
 FOR THE YEAR ENDED JUNE 30, 1989

<u>ADMINISTERING AGENCY</u>	<u>TOTAL</u>	<u>AUDIT REPORT ACCEPTABLE</u>	<u>ARE THERE CROSSCUTTING FINDINGS</u>	<u>IS THERE GRANT NONCOMPLIANCE</u>
HEADWATERS REG DEVELOP COMM				
CLEARWATER COUNTY		YES	YES	
CFDA 13.633	\$ 24,615			

	\$ 24,615			
	=====			
HUBBARD COUNTY		YES	YES	
CFDA 13.633	\$ 13,860			

	\$ 9,650			
	=====			
MULTI-COUNTY BOARD OF HEALTH		YES		
CFDA 13.633	\$ 9,650			
	=====			
HENNEPIN COUNTY				
CARVER COUNTY		YES	YES	
CFDA 17.250	\$ 138,210			

CATHOLIC CHARITIES-ST PAUL AND MPLS		YES		YES
CFDA 13.787	\$ 13,023			
CFDA 14.231	5,000			

	\$ 18,023			
	=====			
CITY OF BLOOMINGTON		YES	YES	
CFDA 83.503	\$ 13,624			
CFDA 13.994	156,401			

	\$ 170,025			
	=====			
CITY OF CRYSTAL		YES		
CFDA 14.218	\$ 130,488			

CITY OF EDEN PRAIRIE		YES	YES	
CFDA 14.218	\$ 17,156			

CITY OF MINNETONKA		YES		
CFDA 14.218	\$ 83,317			
CFDA 83.503	7,072			

	\$ 90,389			
	=====			
CITY OF NEW HOPE		YES		
CFDA 14.218	\$ 425,689			
CFDA 83.503	3,425			

	\$ 429,114			
	=====			
HENNEPIN TECHNICAL CENTER NO 287		YES	YES	
CFDA 17.250	\$ 455,054			
	=====			
HIRED		YES		
CFDA 13.787	\$ 82,042			
CFDA 17.232	11,578			
CFDA 17.250	183,459			
CFDA 17.802	5,946			

	\$ 283,025			
	=====			
MULTI RESOURCES CENTER		YES		
CFDA 17.250	\$ 10,596			
	=====			

STATE OF MINNESOTA
OFFICE OF THE STATE AUDITOR
STATEWIDE SINGLE AUDIT
SUMMARY OF GRANT REVENUE
BY ADMINISTERING AGENCY
FOR THE YEAR ENDED JUNE 30, 1989

<u>ADMINISTERING AGENCY</u>	<u>TOTAL</u>	<u>AUDIT REPORT ACCEPTABLE</u>	<u>ARE THERE CROSSCUTTING FINDINGS</u>	<u>IS THERE GRANT NONCOMPLIANCE</u>
HENNEPIN COUNTY				
SCOTT COUNTY CFDA 17.250	\$ 375,308 =====	YES		YES
HENNEPIN TECHNICAL COLLEGE NO 287				
HIRE CFDA 17.250	\$ 25,949 =====	YES		
MULTI RESOURCES CENTER CFDA 17.235	\$ 28,650 =====	YES		
HIAWATHA VALLEY EDUCATION DISTRICT				
ISD 858 ST CHARLES CFDA 84.027	\$ 1,398 =====	YES		YES
INDIAN HEALTH BOARD				
BOISE FORTE RES BUS COMM CFDA 15.000	\$ 696,519 =====	YES		YES
INTER-COUNTY COMMUNITY COUNCIL				
ISD 351 HALLOCK CFDA 17.250	\$ 476 =====	YES		
ISD 437 ARGYLE CFDA 17.250	\$ 1,757 =====	YES		
ISD 444 STRANDQUIST CFDA 17.250	\$ 1,791 =====	YES		YES
ISD 599 FERTILE CFDA 17.250	\$ 2,403 =====	YES		YES
ISD 075 ST CLAIR				
ISD 913 WALDORF-PEMBERTON CFDA 84.027	\$ 3,703 =====	YES		YES
ISD 094 CLOQUET				
ISD 097 MOOSE LAKE CFDA 84.027	\$ 51,212 =====	YES		
ISD 099 ESKO CFDA 84.027	\$ 6,961 =====	YES		YES
ISD 704 PROCTOR CFDA 84.027	\$ 25,095 =====	YES		YES

STATE OF MINNESOTA
 OFFICE OF THE STATE AUDITOR
 STATEWIDE SINGLE AUDIT
 SUMMARY OF GRANT REVENUE
 BY ADMINISTERING AGENCY
 FOR THE YEAR ENDED JUNE 30, 1989

<u>ADMINISTERING AGENCY</u>	<u>TOTAL</u>	<u>AUDIT REPORT ACCEPTABLE</u>	<u>ARE THERE CROSSCUTTING FINDINGS</u>	<u>IS THERE GRANT NONCOMPLIANCE</u>
ISD 129 MONTEVIDEO				
ISD 146 BARNESVILLE		YES		
CFDA 84.011	\$ 8,967			
	=====			
	\$ 8,967			
	=====			
TRI-VALLEY OPPORTUNITY COUNCIL INC		YES		
CFDA 10.550	\$ 17,896			
	=====			
ISD 152 MOORHEAD				
ISD 145 GLYNDON		YES	YES	
CFDA 84.027	\$ 25,083			
	=====			
ISD 206 ALEXANDRIA				
ISD 213 OSAKIS		YES	YES	
CFDA 84.027	\$ 47,281			
	=====			
ISD 347 WILLMAR				
ISD 423 HUTCHINSON		YES		
CFDA 17.250	\$ 107,736			
	=====			
ISD 453 EAST CHAIN				
ISD 460 GRANADA-HUNTLEY		YES	YES	
CFDA 84.010	\$ 10,073			
	=====			
ISD 697 EVELETH				
ISD 699 GILBERT		YES		
CFDA 84.027	\$ 24,838			
	=====			
ISD 706 VIRGINIA				
ISD 712 MOUNTAIN IRON-BUHL		YES		
CFDA 84.027	\$ 33,580			
	=====			
ISD 819 WADENA				
ISD 544 FERGUS FALLS		YES		
CFDA 84.002	\$ 4,613			
	=====			
ISD 882 MONTICELLO				
ISD 728 ELK RIVER		YES	YES	
CFDA 84.027	\$ 150,347			
	=====			

STATE OF MINNESOTA
OFFICE OF THE STATE AUDITOR
STATEWIDE SINGLE AUDIT
SUMMARY OF GRANT REVENUE
BY ADMINISTERING AGENCY
FOR THE YEAR ENDED JUNE 30, 1989

<u>ADMINISTERING AGENCY</u>	<u>TOTAL</u>	<u>AUDIT REPORT ACCEPTABLE</u>	<u>ARE THERE CROSSCUTTING FINDINGS</u>	<u>IS THERE GRANT NONCOMPLIANCE</u>
ISD 911 CAMBRIDGE				
ISD 477 PRINCETON		YES		
CFDA 84.027	\$ 62,831			

	\$ 62,831			
	=====			
ITASCA COUNTY				
ISD 318 GRAND RAPIDS		YES	YES	
CFDA 10.665	\$ 31,995			

KANDIYOHI COUNTY				
MINNESOTA MIGRANT COUNCIL		YES		
CFDA 14.231	\$ 5,985			

LAKE AGASSIZ SPEC ED COOP				
ISD 024 LAKE PARK		YES		
CFDA 84.027	\$ 8,055			

ISD 146 BARNESVILLE		YES		
CFDA 84.027	\$ 10,164			

ISD 150 HAWLEY		YES	YES	
CFDA 84.027	\$ 8,654			

LE SUEUR COUNTY				
CATHOLIC CHARITIES--ST PAUL AND MPLS		YES		
CFDA 13.633	\$ 33,522			

WASECA COUNTY		YES	YES	
CFDA 13.994	\$ 7,039			

MANPOWER DEMONSTRATION RESEARCH CORP				
NORTHWEST PRIVATE INDUSTRY COUNCIL		YES	YES	
CFDA 17.250	\$ 65,700			

MARTIN COUNTY SPEC ED COOP				
ISD 458 TRUMAN		YES	YES	
CFDA 84.027	\$ 4,626			

MCLEOD COUNTY				
MINNESOTA MIGRANT COUNCIL		YES		
CFDA 14.231	\$ 14,441			

STATE OF MINNESOTA
 OFFICE OF THE STATE AUDITOR
 STATEWIDE SINGLE AUDIT
 SUMMARY OF GRANT REVENUE
 BY ADMINISTERING AGENCY
 FOR THE YEAR ENDED JUNE 30, 1989

<u>ADMINISTERING AGENCY</u>	<u>TOTAL</u>	<u>AUDIT REPORT ACCEPTABLE</u>	<u>ARE THERE CROSSCUTTING FINDINGS</u>	<u>IS THERE GRANT NONCOMPLIANCE</u>
MEEKER-WRIGHT SPECIAL ED COOP				
ISD 879 DELANO		YES		
CFDA 84.173	\$ 4,800			
CFDA 84.027	14,922			

	\$ 19,722			
	=====			
METROPOLITAN COUNCIL				
AMHERST WILDER FOUNDATION		YES		
CFDA 13.633	\$ 21,353			
	=====			
ANOKA COUNTY		YES	YES	
CFDA 13.633	\$ 54,946			
	=====			
CARVER COUNTY		YES	YES	
CFDA 13.633	\$ 28,608			
	=====			
CITY OF FOREST LAKE		YES		
CFDA 13.633	\$ 28,929			
	=====			
CITY OF NEW HOPE		YES		
CFDA 14.156	\$ 44,901			
	=====			
ISD 277 WESTONKA		YES	YES	
CFDA 13.633	\$ 16,160			
	=====			
MID-MINNESOTA LEGAL ASSISTANCE INC		YES		
CFDA 13.633	\$ 103,611			
	=====			
RAMSEY ACTION PROGRAMS		YES		YES
CFDA 13.635	\$ 866,984			
	=====			
RAMSEY COUNTY		YES		
CFDA 13.635	\$ 330,682			
	=====			
REGIONAL TRANSIT BOARD		YES	YES	
CFDA 20.505	\$ 361,751			
CFDA 20.512	63,432			YES

	\$ 425,183			
	=====			
SCOTT CARVER DAKOTA COMM ACT AGENCY		YES		
CFDA 13.633	\$ 446,368			
	=====			
MID STATE COMMUNITY HEALTH SERVICE				
STEVENS COUNTY		YES	YES	
CFDA 10.557	\$ 18,951			
CFDA 13.994	19,096			

	\$ 38,047			
	=====			
MID-MINNESOTA DEVELOPMENT COMM				
KANDIYOHI COUNTY		YES	YES	
CFDA 13.633	\$ 8,484			
	=====			

STATE OF MINNESOTA
 OFFICE OF THE STATE AUDITOR
 STATEWIDE SINGLE AUDIT
 SUMMARY OF GRANT REVENUE
 BY ADMINISTERING AGENCY
 FOR THE YEAR ENDED JUNE 30, 1989

<u>ADMINISTERING AGENCY</u>	<u>TOTAL</u>	<u>AUDIT REPORT ACCEPTABLE</u>	<u>ARE THERE CROSSCUTTING FINDINGS</u>	<u>IS THERE GRANT NONCOMPLIANCE</u>
MID-MINNESOTA DEVELOPMENT COMM				
MCLEOD COUNTY		YES	YES	
CFDA 13.633	\$ 8,826			

	\$ 8,826			
	=====			
MID-MINNESOTA LEGAL ASSISTANCE INC		YES		
CFDA 13.633	\$ 28,362			
	=====			
REGION SIX EAST COMMUNITY ACT CNL		YES		
CFDA 13.633	\$ 23,884			
CFDA 13.635	236,772			

	\$ 260,656			
	=====			
RENVILLE COUNTY		YES	YES	
CFDA 13.633	\$ 2,483			
	=====			
MIGRANT OPPORTUNITY SERVICES INC				
MINNESOTA MIGRANT COUNCIL		YES		
CFDA 13.118	\$ 22,393			
	=====			
MINN CHIPPEWA TRIBE				
BOISE FORTE RES BUS COMM		YES	YES	YES
CFDA 13.635	\$ 43,895			

ISD 031 BEMIDJI		YES		
CFDA 15.130	\$ 17,021			

ISD 316 COLERAINE		YES	YES	
CFDA 15.130	\$ 1,696			

ISD 361 INTERNATIONAL FALLS		YES		
CFDA 15.130	\$ 1,442			

ISD 696 ELY		YES		
CFDA 15.130	\$ 146			

ISD 701 HIBBING		YES	YES	
CFDA 15.130	\$ 1,050			

ISD 710 ST LOUIS COUNTY		YES	YES	
CFDA 15.130	\$ 1,340			

LEECH LAKE RESERVATION BUS COMM		YES		
CFDA 13.635	\$ 139,237			

WHITE EARTH RESERVATION		YES		
CFDA 10.000	\$ 12,754			
CFDA 11.302	9,644			
CFDA 13.600	75			
CFDA 13.635	59,133			

	\$ 81,606			
	=====			

STATE OF MINNESOTA
OFFICE OF THE STATE AUDITOR
STATEWIDE SINGLE AUDIT
SUMMARY OF GRANT REVENUE
BY ADMINISTERING AGENCY
FOR THE YEAR ENDED JUNE 30, 1989

<u>ADMINISTERING AGENCY</u>	<u>TOTAL</u>	<u>AUDIT REPORT ACCEPTABLE</u>	<u>ARE THERE CROSSCUTTING FINDINGS</u>	<u>IS THERE GRANT NONCOMPLIANCE</u>
MINNESOTA VALLEY ACTION COUNCIL				
BLUE EARTH COUNTY		YES		YES
CFDA 17.246	\$ 24,959			
CFDA 17.250	258,906			

	\$ 283,865			
	=====			
WASECA COUNTY		YES		YES
CFDA 10.557	\$ 1,125			

WATONWAN COUNTY		YES		
CFDA 17.250	\$ 62,198			

	=====			
MN - BD OF VOCATIONAL TECHNICAL EDUCATION				
CITY OF DULUTH		YES		YES
CFDA 17.250	\$ 30,838			

CITY OF MINNEAPOLIS		YES		YES
CFDA 17.250	\$ 53,950			

CITY OF ST PAUL		YES		YES
CFDA 83.403	\$ 961			

DAKOTA COUNTY		YES		YES
CFDA 17.250	\$ 52,921			
CFDA 83.403	500			

	\$ 53,421			
	=====			
EAST RANGE SECONDARY TECHNICAL CTR		YES		YES
CFDA 84.048	\$ 8,669			

HENNEPIN TECHNICAL CENTER NO 287		YES		YES
CFDA 83.403	\$ 4,942			
CFDA 84.048	729,645			
CFDA 84.049	5,755			

	\$ 740,342			
	=====			
ISD 011 ANOKA		YES		YES
CFDA 83.403	\$ 7,923			
CFDA 84.048	495,197			
CFDA 84.049	12,000			

	\$ 515,120			
	=====			
ISD 022 DETROIT LAKES		YES		YES
CFDA 84.018	\$ 112,678			

ISD 031 BEMIDJI		YES		
CFDA 84.048	\$ 331,622			
CFDA 84.049	16,259			

	\$ 347,881			
	=====			
ISD 077 MANKATO		YES		
CFDA 17.600	\$ 42,679			
CFDA 83.403	5,193			
CFDA 84.048	398,779			
CFDA 84.049	5,343			

	\$ 451,994			
	=====			

STATE OF MINNESOTA
 OFFICE OF THE STATE AUDITOR
 STATEWIDE SINGLE AUDIT
 SUMMARY OF GRANT REVENUE
 BY ADMINISTERING AGENCY
 FOR THE YEAR ENDED JUNE 30, 1989

<u>ADMINISTERING AGENCY</u>	<u>TOTAL</u>	<u>AUDIT REPORT ACCEPTABLE</u>	<u>ARE THERE CROSSCUTTING FINDINGS</u>	<u>IS THERE GRANT NONCOMPLIANCE</u>
MN - BD OF VOCATIONAL TECHNICAL EDUCATION				
ISD 152 MOORHEAD		YES		
CFDA 84.048	\$ 270,164			

	\$ 270,164			
	=====			
ISD 181 BRAINERD		YES		
CFDA 84.048	\$ 328,529			
CFDA 84.049	5,976			

	\$ 334,505			
	=====			
ISD 191 BURNSVILLE		YES		
CFDA 84.048	\$ 1,356			
	=====			
ISD 206 ALEXANDRIA		YES	YES	
CFDA 84.048	\$ 307,512			
CFDA 84.049	26,500			

	\$ 334,012			
	=====			
ISD 241 ALBERT LEA		YES	YES	
CFDA 84.048	\$ 292,103			
CFDA 84.049	7,500			

	\$ 299,603			
	=====			
ISD 256 RED WING		YES		
CFDA 84.048	\$ 149,722			
	=====			
ISD 270 HOPKINS		YES	YES	
CFDA 84.048	\$ 2,396			
	=====			
ISD 276 MINNETONKA		YES		
CFDA 84.048	\$ 5,923			
	=====			
ISD 347 WILLMAR		YES		
CFDA 83.403	\$ 3,298			
CFDA 84.048	424,644			
CFDA 84.049	5,000			

	\$ 432,942			
	=====			
ISD 423 HUTCHINSON		YES		
CFDA 83.403	\$ 4,399			
CFDA 84.048	248,706			

	\$ 253,105			
	=====			
ISD 454 FAIRMONT		YES	YES	
CFDA 84.048	\$ 3,309			
	=====			
ISD 492 AUSTIN		YES	YES	
CFDA 84.048	\$ 230,005			
CFDA 84.049	11,850			

	\$ 241,855			
	=====			
ISD 535 ROCHESTER		YES	YES	
CFDA 83.403	\$ 706			
CFDA 84.048	249,409			
CFDA 84.049	14,564			

	\$ 264,679			
	=====			

STATE OF MINNESOTA
 OFFICE OF THE STATE AUDITOR
 STATEWIDE SINGLE AUDIT
 SUMMARY OF GRANT REVENUE
 BY ADMINISTERING AGENCY
 FOR THE YEAR ENDED JUNE 30, 1989

<u>ADMINISTERING AGENCY</u>	<u>TOTAL</u>	<u>AUDIT REPORT ACCEPTABLE</u>	<u>ARE THERE CROSSCUTTING FINDINGS</u>	<u>IS THERE GRANT NONCOMPLIANCE</u>
MN - BD OF VOCATIONAL TECHNICAL EDUCATION				
ISD 564 THIEF RIVER FALLS		YES	YES	
CFDA 17.600	\$ 25,930			
CFDA 59.037	19,676			
CFDA 84.048	321,498			

	\$ 367,104			
ISD 578 PINE CITY		YES		
CFDA 83.403	\$ 1,187			
CFDA 84.048	206,050			
CFDA 84.049	9,090			

	\$ 216,327			
ISD 595 EAST GRAND FORKS		YES		
CFDA 83.403	\$ 1,161			
CFDA 84.048	60,481			

	\$ 61,642			
ISD 625 ST PAUL		YES		
CFDA 17.246	\$ 8,360			
CFDA 84.048	222,309			
CFDA 84.049	4,801			

	\$ 235,470			
ISD 656 FARIBAULT		YES		
CFDA 84.048	\$ 227,096			
ISD 697 EVELETH		YES		
CFDA 84.048	\$ 158,125			
ISD 701 HIBBING		YES	YES	
CFDA 17.600	\$ 40,335			
CFDA 83.403	2,668			
CFDA 84.048	256,127			
CFDA 84.049	19,098			

	\$ 318,228			
ISD 709 DULUTH		YES	YES	
CFDA 84.048	\$ 446,436			
CFDA 84.049	21,153			

	\$ 467,589			
ISD 742 ST CLOUD		YES	YES	
CFDA 84.048	\$ 413,747			
CFDA 84.049	16,800			

	\$ 430,547			
ISD 792 LONG PRAIRIE		YES		
CFDA 84.048	\$ 1,167			
ISD 793 STAPLES		YES	YES	
CFDA 17.250	\$ 70,553			
CFDA 83.403	4,000			
CFDA 84.048	291,231			

	\$ 365,784			

STATE OF MINNESOTA
 OFFICE OF THE STATE AUDITOR
 STATEWIDE SINGLE AUDIT
 SUMMARY OF GRANT REVENUE
 BY ADMINISTERING AGENCY
 FOR THE YEAR ENDED JUNE 30, 1989

<u>ADMINISTERING AGENCY</u>	<u>TOTAL</u>	<u>AUDIT REPORT ACCEPTABLE</u>	<u>ARE THERE CROSSCUTTING FINDINGS</u>	<u>IS THERE GRANT NONCOMPLIANCE</u>
MN - BD OF VOCATIONAL TECHNICAL EDUCATION				
ISD 819 WADENA		YES	YES	
CFDA 84.002	\$ 19,499			
CFDA 84.048	334,186			
CFDA 84.049	2,320			

	\$ 356,005			
	=====			
ISD 861 WINONA		YES	YES	
CFDA 84.000	\$ 17,305			
CFDA 84.048	158,243			

	\$ 175,548			
	=====			
MINNESOTA MIGRANT COUNCIL		YES		
CFDA 17.250	\$ 23,113			
	=====			
NE METRO INTERDISTRICT NO 916		YES	YES	
CFDA 83.403	\$ 10,389			
CFDA 84.048	457,457			
CFDA 84.049	30,261			

	\$ 498,107			
	=====			
NE MINN OFFICE OF JOB TRAINING		YES		
CFDA 17.250	\$ 157,276			
	=====			
NORTHWEST PRIVATE INDUSTRY COUNCIL		YES	YES	
CFDA 17.250	\$ 42,544			
	=====			
PRIVATE INDUSTRY COUNCIL FIVE		YES		
CFDA 17.250	\$ 147,463			
	=====			
SOUTHWESTERN VOC TECH INST		YES		
CFDA 83.403	\$ 3,350			
CFDA 84.048	516,823			
CFDA 84.049	31,006			

	\$ 551,179			
	=====			
SSD 1 MINNEAPOLIS		YES	YES	
CFDA 84.048	\$ 393,160			YES
CFDA 84.049	47,163			YES

	\$ 440,323			
	=====			
UNIVERSITY OF MINNESOTA		YES		
CFDA 84.048	\$ 507,911			YES
	=====			
MN - BOARD OF PUBLIC DEFENSE				
LEECH LAKE RESERVATION BUS COMM		YES		
CFDA 16.540	\$ 67,669			
	=====			
MN - COUNCIL ON VOCATIONAL TECHNICAL EDUCATION				
UNIVERSITY OF MINNESOTA		YES		
CFDA 84.053	\$ 5,526			YES
	=====			

STATE OF MINNESOTA
OFFICE OF THE STATE AUDITOR
STATEWIDE SINGLE AUDIT
SUMMARY OF GRANT REVENUE
BY ADMINISTERING AGENCY
FOR THE YEAR ENDED JUNE 30, 1989

ADMINISTERING AGENCY	TOTAL	AUDIT REPORT ACCEPTABLE	ARE THERE CROSSCUTTING FINDINGS	IS THERE GRANT NONCOMPLIANCE
MN - DEPARTMENT OF CORRECTIONS				
AMHERST WILDER FOUNDATION		YES		
CFDA 16.575	\$ 4,793			

	\$ 4,793			
	=====			
ANOKA COUNTY		YES	YES	
CFDA 16.579	\$ 98,434			
	=====			
BOISE FORTE RES BUS COMM		YES	YES	
CFDA 13.671	\$ 9,320			
CFDA 13.000	6,758			

	\$ 16,078			
	=====			
CARVER COUNTY		YES	YES	
CFDA 16.540	\$ 980			
	=====			
CHISAGO COUNTY		YES	YES	
CFDA 16.573	\$ 6,064			
CFDA 16.575	13,317			
CFDA 16.579	16,468			

	\$ 35,849			
	=====			
DAKOTA COUNTY		YES	YES	
CFDA 16.573	\$ 24,530			
	=====			
FREEBORN COUNTY		YES	YES	
CFDA 13.991	\$ 1,122			
CFDA 16.540	4,801			
CFDA 16.573	18,706			

	\$ 24,629			
	=====			
GOODHUE-RICE-WABASHA CITZ ACT CNCL		YES		
CFDA 16.575	\$ 8,354			
	=====			
HUBBARD COUNTY		YES	YES	
CFDA 16.540	\$ 2,500			
	=====			
ISANTI COUNTY		YES	YES	
CFDA 16.540	\$ 6,316			
	=====			
ITASCA COUNTY		YES	YES	
CFDA 16.573	\$ 13,103			
	=====			
MARTIN COUNTY		YES		
CFDA 16.540	\$ 2,204			
	=====			
MILLE LACS COUNTY		YES	YES	
CFDA 16.540	\$ 4,171			
CFDA 16.573	7,500			

	\$ 11,671			
	=====			
MINNESOTA MIGRANT COUNCIL		YES		
CFDA 13.991	\$ 1,930			
CFDA 16.575	25,611			

	\$ 27,541			
	=====			
MN CITIZENS CNCL ON CRIME & JUSTICE		YES		
CFDA 16.573	\$ 41,800			

STATE OF MINNESOTA
 OFFICE OF THE STATE AUDITOR
 STATEWIDE SINGLE AUDIT
 SUMMARY OF GRANT REVENUE
 BY ADMINISTERING AGENCY
 FOR THE YEAR ENDED JUNE 30, 1989

<u>ADMINISTERING AGENCY</u>	<u>TOTAL</u>	<u>AUDIT REPORT ACCEPTABLE</u>	<u>ARE THERE CROSSCUTTING FINDINGS</u>	<u>IS THERE GRANT NONCOMPLIANCE</u>
MN - DEPARTMENT OF CORRECTIONS				
MN CITIZENS CNCL ON CRIME & JUSTICE		YES		
CFDA 16.575	\$ 26,345			

	\$ 68,145			
	=====			
NE METRO INTERDISTRICT NO 916		YES	YES	
CFDA 84.002	\$ 33,506			

NICOLLET COUNTY		YES	YES	
CFDA 16.573	\$ 4,465			

OLMSTED COUNTY		YES	YES	
CFDA 13.991	\$ 819			
CFDA 16.573	17,366			
CFDA 16.575	18,744			

	\$ 36,929			
	=====			
PHYLLIS WHEATLY COMM CENTER INC		YES		YES
CFDA 16.575	\$ 36,395			

PINE COUNTY		YES	YES	YES
CFDA 16.540	\$ 6,859			

POLK COUNTY		YES	YES	
CFDA 16.540	\$ 14,796			

RAMSEY COUNTY		YES		
CFDA 16.573	\$ 76,914			
CFDA 16.575	9,364			
CFDA 16.579	53,644			

	\$ 139,922			
	=====			
SCOTT COUNTY		YES	YES	
CFDA 16.573	\$ 5,606			

SIBLEY COUNTY		YES	YES	
CFDA 16.573	\$ 11,808			

ST LOUIS COUNTY		YES	YES	YES
CFDA 16.575	\$ 84,774			

ST PAUL INTERVENTION PROJECT		YES		YES
CFDA 16.573	\$ 16,610			YES
CFDA 16.575	19,398			YES

	\$ 36,008			
	=====			
TODD COUNTY		YES	YES	
CFDA 16.540	\$ 2,251			

UNIVERSITY OF MINNESOTA		YES		YES
CFDA 16.575	\$ 5,955			

WASHINGTON COUNTY		YES	YES	
CFDA 16.573	\$ 25,940			

WRIGHT COUNTY		YES	YES	
CFDA 16.540	\$ 2,506			

STATE OF MINNESOTA
 OFFICE OF THE STATE AUDITOR
 STATEWIDE SINGLE AUDIT
 SUMMARY OF GRANT REVENUE
 BY ADMINISTERING AGENCY
 FOR THE YEAR ENDED JUNE 30, 1989

<u>ADMINISTERING AGENCY</u>	<u>TOTAL</u>	<u>AUDIT REPORT ACCEPTABLE</u>	<u>ARE THERE CROSSCUTTING FINDINGS</u>	<u>IS THERE GRANT NONCOMPLIANCE</u>
MN - DEPARTMENT OF EDUCATION				
ADULT'S & CHILDREN'S ALLIANCE INC		YES		
CFDA 10.550	\$ 71,697			
CFDA 10.558	2,609,567			

	\$ 2,681,264			
	=====			
AMHERST WILDER FOUNDATION		YES		
CFDA 10.550	\$ 13,365			
CFDA 10.558	850,970			
CFDA 10.560	123,117			

	\$ 987,452			
	=====			
ARROWHEAD ECON OPPORTUNITY COUNCIL		YES		
CFDA 10.550	\$ 149,011			
CFDA 84.002	138,527			

	\$ 287,538			
	=====			
ARROWHEAD LIBRARY SYSTEM		YES	YES	
CFDA 84.034	\$ 143,132			
	=====			
ARROWHEAD REGIONAL CORR BOARD		YES		
CFDA 10.553	\$ 7,411			YES
CFDA 10.555	17,544			YES
CFDA 10.550	20,942			YES

	\$ 45,897			
	=====			
BEMIDJI INTERDISTRICT COUNCIL		YES	YES	
CFDA 84.027	\$ 232,093			
CFDA 84.173	47,401			

	\$ 279,494			
	=====			
BENTON-STEARNS SPECIAL ED COOP		YES	YES	
CFDA 84.027	\$ 257,082			
	=====			
CATHOLIC CHARITIES-ST PAUL AND MPLS		YES		
CFDA 10.550	\$ 13,446			
CFDA 10.553	211,093			
CFDA 10.555	222,976			

	\$ 447,515			
	=====			
CENTRAL MINN LIBRARIES EXCHANGE		YES		
CFDA 84.035	\$ 41,646			
	=====			
CENTRAL MINNESOTA CHILD CARE INC		YES	YES	
CFDA 10.550	\$ 94,923			
CFDA 10.558	2,524,999			

	\$ 2,619,922			
	=====			
CENTRAL MN ED COOP SERV UNIT		YES		
CFDA 66.703	\$ 30,588			
CFDA 84.027	261,950			
CFDA 84.164	29,308			
CFDA 84.173	53,730			
CFDA 84.181	21,815			
CFDA 84.186	48,516			

	\$ 445,907			
	=====			

STATE OF MINNESOTA
OFFICE OF THE STATE AUDITOR
STATEWIDE SINGLE AUDIT
SUMMARY OF GRANT REVENUE
BY ADMINISTERING AGENCY
FOR THE YEAR ENDED JUNE 30, 1989

ADMINISTERING AGENCY	TOTAL	AUDIT REPORT ACCEPTABLE	ARE THERE CROSSCUTTING FINDINGS	IS THERE GRANT NONCOMPLIANCE
MN - DEPARTMENT OF EDUCATION				
CHILD CARE AND NUTRITION INC		YES	YES	
CFDA 10.558	\$ 915,537			YES
	\$ 915,537			
CHILD CARE RESOURCE REFERRAL INC		YES	YES	
CFDA 10.550	\$ 25,014			
CFDA 10.558	2,002,218			
	\$ 2,027,232			
CHILDREN'S ADVOCATE PROG OF MANKATO		YES	YES	
CFDA 10.558	\$ 910,094			YES
CITY OF BLOOMINGTON		YES	YES	
CFDA 10.556	\$ 105			
CFDA 10.550	205			
	\$ 310			
CITY OF DETROIT LAKES		YES		
CFDA 84.154	\$ 70,000			
CITY OF FOREST LAKE		YES		
CFDA 84.154	\$ 68,375			
CITY OF MARSHALL		YES	YES	
CFDA 84.002	\$ 12,110			
CITY OF MINNEAPOLIS		YES	YES	
CFDA 84.034	\$ 27,278			
CFDA 84.154	3,981			
CFDA 84.167	29,891			
	\$ 61,150			
CITY OF MOORHEAD		YES		
CFDA 84.154	\$ 200,000			
CITY OF RUSH CITY		YES	YES	
CFDA 84.154	\$ 63,525			
CITY OF ST PAUL		YES	YES	
CFDA 84.034	\$ 20,244			
CITY OF THIEF RIVER FALLS		YES	YES	
CFDA 84.034	\$ 30,540			
COMMON SCHOOL DIST 815-PRINSBURG		YES	YES	
CFDA 84.151	\$ 2,377			
CFDA 84.164	207			
	\$ 2,584			
CROW RIVER SPECIAL ED COOP		YES	YES	
CFDA 84.027	\$ 170,829			
CFDA 84.173	22,856			
	\$ 193,685			
DAKOTA COUNTY TECHNICAL COLLEGE		YES		
CFDA 84.048	\$ 471,124			
CFDA 84.050	85,146			
	\$ 556,270			

STATE OF MINNESOTA
 OFFICE OF THE STATE AUDITOR
 STATEWIDE SINGLE AUDIT
 SUMMARY OF GRANT REVENUE
 BY ADMINISTERING AGENCY
 FOR THE YEAR ENDED JUNE 30, 1989

<u>ADMINISTERING AGENCY</u>	<u>TOTAL</u>	<u>AUDIT REPORT ACCEPTABLE</u>	<u>ARE THERE CROSSCUTTING FINDINGS</u>	<u>IS THERE GRANT NONCOMPLIANCE</u>
MN - DEPARTMENT OF EDUCATION				
EAST CENTRAL REGIONAL LIBRARY		YES		
CFDA 84.034	\$ 43,816			
	\$ 43,816			
ED COOP SERVICE UNIT 5-924		YES		
CFDA 66.703	\$ 28,162			
CFDA 84.027	263,267			YES
CFDA 84.164	10,817			
CFDA 84.186	15,191			
	\$ 317,437			
EPISCOPAL COMMUNITY SERVICES		YES		
CFDA 10.550	\$ 7,816			
CFDA 10.553	13,640			
CFDA 10.555	12,635			
	\$ 34,091			
FERGUS FALLS SPEC ED COOP		YES		
CFDA 84.024	\$ 9,282			
CFDA 84.027	223,858			
	\$ 233,140			
FRESHWATER EDUCATION DISTRICT		YES		
CFDA 84.027	\$ 143,369			
CFDA 84.048	22,407			
CFDA 84.173	8,937			
CFDA 84.186	3,768			
	\$ 178,481			
GREAT RIVER REGIONAL LIBRARY		YES		
CFDA 84.034	\$ 75,823			
GREATER MPLS DAY CARE ASSOCIATION		YES		
CFDA 10.558	\$ 400,350			
HENNEPIN COUNTY		YES		
CFDA 10.556	\$ 21,705			
CFDA 84.154	66,931			
	\$ 88,636			
HENNEPIN TECHNICAL CENTER NO 287		YES	YES	
CFDA 10.550	\$ 2,959			
CFDA 10.555	9,459			
CFDA 66.703	65,273			
CFDA 84.009	17,551			
CFDA 84.027	36,774			
CFDA 84.048	108,006			
CFDA 84.164	3,815			
	\$ 243,837			
HIGHLAND VOCATIONAL CENTER		YES		
CFDA 84.048	\$ 14,626			
ISD 001 AITKIN		YES	YES	
CFDA 10.550	\$ 4,367			
CFDA 10.556	21,240			

STATE OF MINNESOTA
OFFICE OF THE STATE AUDITOR
STATEWIDE SINGLE AUDIT
SUMMARY OF GRANT REVENUE
BY ADMINISTERING AGENCY
FOR THE YEAR ENDED JUNE 30, 1989

ADMINISTERING AGENCY	TOTAL	AUDIT REPORT ACCEPTABLE	ARE THERE CROSSCUTTING FINDINGS	IS THERE GRANT NONCOMPLIANCE
MN - DEPARTMENT OF EDUCATION				
ISD 001 AITKIN		YES	YES	
CFDA 84.010	\$ 160,718			
CFDA 84.048	2,629			
CFDA 84.151	19,145			
CFDA 84.164	1,714			
CFDA 84.186	3,245			

	\$ 213,058			
	=====			
ISD 002 HILL CITY		YES	YES	
CFDA 10.550	\$ 10,006			
CFDA 10.553	4,158			
CFDA 10.555	38,827			
CFDA 84.010	32,959			
CFDA 84.151	4,179			

	\$ 90,129			
	=====			
ISD 004 MCGREGOR		YES	YES	
CFDA 10.550	\$ 13,797			
CFDA 10.555	67,352			
CFDA 84.010	73,894			
CFDA 84.151	3,833			

	\$ 158,876			
	=====			
ISD 011 ANOKA		YES	YES	
CFDA 10.550	\$ 788,309			
CFDA 10.553	48,365			
CFDA 10.555	1,017,929			
CFDA 10.556	34,153			
CFDA 84.002	31,040			
CFDA 84.010	808,607			
CFDA 84.027	916,271			
CFDA 84.048	33,304			
CFDA 84.146	4,405			
CFDA 84.151	225,529			
CFDA 84.164	17,114			
CFDA 84.186	93,770			

	\$ 4,018,796			
	=====			
ISD 012 CENTENNIAL		YES	YES	
CFDA 10.550	\$ 62,294			
CFDA 10.555	94,496			
CFDA 84.010	126,527			
CFDA 84.027	122,846			
CFDA 84.151	25,635			

	\$ 431,798			
	=====			
ISD 013 COLUMBIA HEIGHTS		YES	YES	
CFDA 10.550	\$ 88,465			
CFDA 10.555	165,473			
CFDA 84.010	179,197			
CFDA 84.027	128,773			
CFDA 84.151	27,517			
CFDA 84.164	11,263			
CFDA 84.186	19,182			

	\$ 619,870			
	=====			

STATE OF MINNESOTA
OFFICE OF THE STATE AUDITOR
STATEWIDE SINGLE AUDIT
SUMMARY OF GRANT REVENUE
BY ADMINISTERING AGENCY
FOR THE YEAR ENDED JUNE 30, 1989

ADMINISTERING AGENCY	TOTAL	AUDIT REPORT ACCEPTABLE	ARE THERE CROSSCUTTING FINDINGS	IS THERE GRANT NONCOMPLIANCE
MN - DEPARTMENT OF EDUCATION				
ISD 014 FRIDLEY		YES	YES	
CFDA 10.550	\$ 50,629			
CFDA 10.555	99,767			
CFDA 84.010	87,187			
CFDA 84.027	67,504			
CFDA 84.048	10,145			
CFDA 84.151	37,730			
CFDA 84.164	1,936			
CFDA 84.186	1,000			
	----- \$ 355,898 =====			
ISD 015 ST FRANCIS		YES		
CFDA 10.550	\$ 75,090			
CFDA 10.555	135,675			
CFDA 84.009	1,232			
CFDA 84.010	141,856			
CFDA 84.027	132,132			
CFDA 84.048	771			
CFDA 84.151	40,407			
CFDA 84.164	4,919			
CFDA 84.173	16,062			
CFDA 84.186	6,041			
	----- \$ 554,185 =====			
ISD 016 SPRING LAKE PARK		YES	YES	
CFDA 10.550	\$ 59,864			
CFDA 10.555	128,069			
CFDA 84.010	115,898			YES
CFDA 84.027	74,650			
CFDA 84.151	28,064			
CFDA 84.173	4,508			
CFDA 84.186	6,638			
	----- \$ 417,691 =====			
ISD 021 AUDUBON		YES	YES	
CFDA 10.550	\$ 9,142			
CFDA 10.555	32,475			
CFDA 84.010	42,519			
CFDA 84.151	3,562			
	----- \$ 87,698 =====			
ISD 022 DETROIT LAKES		YES	YES	
CFDA 10.550	\$ 83,072			
CFDA 10.555	183,056			
CFDA 84.002	1,325			
CFDA 84.010	262,502			
CFDA 84.027	66,159			
CFDA 84.146	919			
CFDA 84.151	2,760			
CFDA 84.164	1,000			
CFDA 84.186	1,000			
	----- \$ 601,793 =====			
ISD 023 FRAZEE		YES		
CFDA 10.550	\$ 35,621			
CFDA 10.553	17,921			
CFDA 10.555	125,120			
CFDA 84.010	124,960			

STATE OF MINNESOTA
 OFFICE OF THE STATE AUDITOR
 STATEWIDE SINGLE AUDIT
 SUMMARY OF GRANT REVENUE
 BY ADMINISTERING AGENCY
 FOR THE YEAR ENDED JUNE 30, 1989

<u>ADMINISTERING AGENCY</u>	<u>TOTAL</u>	<u>AUDIT REPORT ACCEPTABLE</u>	<u>ARE THERE CROSSCUTTING FINDINGS</u>	<u>IS THERE GRANT NONCOMPLIANCE</u>
MN - DEPARTMENT OF EDUCATION				
ISD 023 FRAZEE		YES		
CFDA 84.027	\$ 52,367			
CFDA 84.151	14,735			

	\$ 370,724			
	=====			
ISD 024 LAKE PARK		YES		
CFDA 10.550	\$ 8,409			
CFDA 10.555	28,381			
CFDA 84.010	32,334			
CFDA 84.151	4,043			

	\$ 73,167			
	=====			
ISD 031 BEMIDJI		YES		
CFDA 10.550	\$ 73,712			
CFDA 10.553	51,994			
CFDA 10.555	352,405			
CFDA 84.002	24,315			
CFDA 84.009	757			
CFDA 84.010	526,904			
CFDA 84.027	157,396			
CFDA 84.151	42,787			

	\$ 1,230,270			
	=====			
ISD 032 BLACKDUCK		YES	YES	
CFDA 10.550	\$ 15,894			
CFDA 10.555	66,315			
CFDA 84.010	105,034			
CFDA 84.151	9,714			

	\$ 196,957			
	=====			
ISD 036 KELLIHER		YES	YES	
CFDA 10.550	\$ 11,449			
CFDA 10.555	27,179			
CFDA 84.010	54,850			
CFDA 84.151	8,263			

	\$ 101,741			
	=====			
ISD 038 RED LAKE		YES	YES	
CFDA 10.550	\$ 23,214			
CFDA 10.555	155,270			
CFDA 84.002	2,230			
CFDA 84.010	183,467			
CFDA 84.048	11,554			
CFDA 84.151	17,982			
CFDA 84.164	1,000			

	\$ 394,717			
	=====			
ISD 047 SAUK RAPIDS		YES	YES	
CFDA 10.550	\$ 51,180			
CFDA 10.555	114,857			YES
CFDA 10.556	3,776			
CFDA 84.010	92,071			
CFDA 84.151	18,884			
CFDA 84.186	7,544			

	\$ 288,312			
	=====			

STATE OF MINNESOTA
OFFICE OF THE STATE AUDITOR
STATEWIDE SINGLE AUDIT
SUMMARY OF GRANT REVENUE
BY ADMINISTERING AGENCY
FOR THE YEAR ENDED JUNE 30, 1989

ADMINISTERING AGENCY	TOTAL	AUDIT REPORT ACCEPTABLE	ARE THERE CROSSCUTTING FINDINGS	IS THERE GRANT NONCOMPLIANCE
MN - DEPARTMENT OF EDUCATION				
ISD 051 FOLEY		YES	YES	
CFDA 10.550	\$ 34,606			
CFDA 10.555	97,248			
CFDA 84.010	190,717			
CFDA 84.151	16,583			
CFDA 84.164	1,000			
	----- \$ 340,154 =====			
ISD 057 BEARDSLEY		YES		
CFDA 10.550	\$ 4,515			
CFDA 10.555	13,804			
CFDA 84.151	1,703			
CFDA 84.164	240			
	----- \$ 20,262 =====			
ISD 058 CLINTON		YES		
CFDA 84.010	\$ 82,560			
CFDA 84.151	2,364			
CFDA 84.164	362			
	----- \$ 85,286 =====			
ISD 060 GRACEVILLE		YES		
CFDA 10.550	\$ 11,621			
CFDA 10.555	50,149			
CFDA 84.151	2,767			
CFDA 84.164	398			
CFDA 84.186	6,380			
	----- \$ 71,315 =====			
ISD 062 ORTONVILLE		YES	YES	
CFDA 10.550	\$ 15,198			
CFDA 10.555	61,483			
CFDA 66.702	15,414			
CFDA 84.010	49,859			
CFDA 84.027	21,211			
CFDA 84.151	8,834			
CFDA 84.155	23,900			
CFDA 84.164	361			
CFDA 84.186	1,776			
	----- \$ 198,036 =====			
ISD 070 LAKE CRYSTAL		YES	YES	
CFDA 10.550	\$ 14,866			
CFDA 10.555	29,696			
CFDA 10.556	1,055			
CFDA 84.010	48,233			
CFDA 84.027	15,908			
CFDA 84.151	4,758			
CFDA 84.173	6,987			
	----- \$ 121,503 =====			
ISD 072 MAPLETON		YES	YES	
CFDA 10.550	\$ 14,644			
CFDA 10.555	33,237			
CFDA 84.010	25,442			
CFDA 84.151	5,092			
	----- \$ 78,415 =====			

STATE OF MINNESOTA
 OFFICE OF THE STATE AUDITOR
 STATEWIDE SINGLE AUDIT
 SUMMARY OF GRANT REVENUE
 BY ADMINISTERING AGENCY
 FOR THE YEAR ENDED JUNE 30, 1989

<u>ADMINISTERING AGENCY</u>	<u>TOTAL</u>	<u>AUDIT REPORT ACCEPTABLE</u>	<u>ARE THERE CROSSCUTTING FINDINGS</u>	<u>IS THERE GRANT NONCOMPLIANCE</u>
MN - DEPARTMENT OF EDUCATION				
ISD 075 ST CLAIR		YES	YES	
CFDA 10.550	\$ 8,335			
CFDA 10.555	16,037			
CFDA 10.556	583			
CFDA 84.010	10,907			
CFDA 84.027	20,459			
CFDA 84.151	3,026			
CFDA 84.173	10,120			

	\$ 69,467			
	=====			
ISD 077 MANKATO		YES		
CFDA 10.550	\$ 100,932			
CFDA 10.555	313,200			
CFDA 10.556	8,237			
CFDA 13.786	592			
CFDA 84.002	1,209			
CFDA 84.010	273,797			
CFDA 84.027	256,666			
CFDA 84.146	13,641			
CFDA 84.151	54,566			
CFDA 84.164	10,644			
CFDA 84.173	3,571			
CFDA 84.186	20,540			

	\$ 1,057,595			
	=====			
ISD 078 GARDEN CITY		YES	YES	
CFDA 10.550	\$ 9,834			
CFDA 10.555	26,501			
CFDA 84.010	31,488			
CFDA 84.027	10,508			
CFDA 84.151	4,965			

	\$ 83,296			
	=====			
ISD 079 AMBOY-GOOD THUNDER		YES	YES	
CFDA 10.550	\$ 8,604			
CFDA 10.555	23,181			
CFDA 84.010	82,861			
CFDA 84.151	4,084			

	\$ 118,730			
	=====			
ISD 081 COMFREY		YES	YES	
CFDA 10.550	\$ 6,827			
CFDA 10.555	11,546			
CFDA 84.010	48,855			
CFDA 84.151	2,658			

	\$ 69,886			
	=====			
ISD 084 SLEEPY EYE		YES		
CFDA 10.550	\$ 11,452			
CFDA 10.555	34,776			
CFDA 84.010	102,128			
CFDA 84.151	6,936			
CFDA 84.186	2,755			

	\$ 158,047			
	=====			
ISD 085 SPRINGFIELD		YES		
CFDA 10.550	\$ 16,032			

STATE OF MINNESOTA
OFFICE OF THE STATE AUDITOR
STATEWIDE SINGLE AUDIT
SUMMARY OF GRANT REVENUE
BY ADMINISTERING AGENCY
FOR THE YEAR ENDED JUNE 30, 1989

ADMINISTERING AGENCY	TOTAL	AUDIT REPORT ACCEPTABLE	ARE THERE CROSSCUTTING FINDINGS	IS THERE GRANT NONCOMPLIANCE
MN - DEPARTMENT OF EDUCATION				
ISD 085 SPRINGFIELD		YES		
CFDA 10.555	\$ 48,807			
CFDA 84.010	58,838			
CFDA 84.151	6,626			
CFDA 84.164	743			
CFDA 84.186	1,822			

	\$ 132,868			
	=====			
ISD 088 NEW ULM		YES	YES	
CFDA 10.550	\$ 50,881			
CFDA 10.555	118,172			
CFDA 84.010	217,959			
CFDA 84.151	26,511			
CFDA 84.186	17,233			

	\$ 430,756			
	=====			
ISD 091 BARNUM		YES	YES	
CFDA 10.550	\$ 19,803			
CFDA 10.555	52,572			
CFDA 84.010	49,493			
CFDA 84.048	1,234			
CFDA 84.151	11,896			
CFDA 84.164	6,332			

	\$ 141,330			
	=====			
ISD 093 CARLTON		YES	YES	
CFDA 10.550	\$ 10,526			
CFDA 10.555	40,436			
CFDA 84.010	57,494			
CFDA 84.060	14,262			
CFDA 84.151	8,435			
CFDA 84.186	10,133			

	\$ 141,286			
	=====			
ISD 094 CLOQUET		YES	YES	
CFDA 10.550	\$ 38,263			
CFDA 10.553	5,271			
CFDA 10.555	134,810			
CFDA 10.556	2,923			
CFDA 84.010	109,616			
CFDA 84.024	28,192			
CFDA 84.027	336,334			
CFDA 84.048	6,482			
CFDA 84.146	634			
CFDA 84.151	24,918			
CFDA 84.186	5,093			

	\$ 692,536			
	=====			
ISD 095 CROMWELL		YES	YES	
CFDA 10.550	\$ 9,368			
CFDA 10.555	23,392			
CFDA 84.010	36,465			
CFDA 84.151	3,978			

	\$ 73,203			
	=====			
ISD 097 MOOSE LAKE		YES		
CFDA 10.550	\$ 14,616			

STATE OF MINNESOTA
OFFICE OF THE STATE AUDITOR
STATEWIDE SINGLE AUDIT
SUMMARY OF GRANT REVENUE
BY ADMINISTERING AGENCY
FOR THE YEAR ENDED JUNE 30, 1989

ADMINISTERING AGENCY	TOTAL	AUDIT REPORT ACCEPTABLE	ARE THERE CROSSCUTTING FINDINGS	IS THERE GRANT NONCOMPLIANCE
MN - DEPARTMENT OF EDUCATION				
ISD 097 MOOSE LAKE		YES		
CFDA 10.555	\$ 44,022			
CFDA 10.556	493			
CFDA 84.010	26,613			
CFDA 84.151	8,389			

	\$ 94,133			
	=====			
ISD 099 ESKO		YES	YES	
CFDA 10.550	\$ 12,879			
CFDA 10.553	1,588			
CFDA 10.555	22,865			
CFDA 84.010	76,166			
CFDA 84.151	8,517			

	\$ 122,015			
	=====			
ISD 100 WRENSHALL		YES	YES	
CFDA 10.550	\$ 9,272			
CFDA 10.555	14,630			
CFDA 84.010	13,860			
CFDA 84.151	6,435			

	\$ 44,197			
	=====			
ISD 108 NORWOOD		YES	YES	
CFDA 10.550	\$ 16,702			
CFDA 10.555	32,895			
CFDA 84.010	66,545			
CFDA 84.151	9,294			
CFDA 84.164	5,963			

	\$ 131,399			
	=====			
ISD 110 WACONIA		YES	YES	
CFDA 10.550	\$ 25,611			
CFDA 10.555	45,416			
CFDA 10.556	752			
CFDA 84.010	67,130			
CFDA 84.027	28,598			
CFDA 84.151	10,590			
CFDA 84.155	23,900			
CFDA 84.164	854			

	\$ 202,851			
	=====			
ISD 111 WATERTOWN-MAYER		YES	YES	
CFDA 10.550	\$ 25,548			
CFDA 10.555	40,775			
CFDA 10.556	1,100			
CFDA 84.010	58,870			
CFDA 84.027	38,836			
CFDA 84.151	10,685			

	\$ 175,814			
	=====			
ISD 112 CHASKA		YES	YES	
CFDA 10.550	\$ 51,779			
CFDA 10.555	86,255			
CFDA 84.010	95,082			YES
CFDA 84.151	25,782			
CFDA 84.164	3,278			
CFDA 84.186	9,836			

	\$ 272,012			
	=====			

STATE OF MINNESOTA
 OFFICE OF THE STATE AUDITOR
 STATEWIDE SINGLE AUDIT
 SUMMARY OF GRANT REVENUE
 BY ADMINISTERING AGENCY
 FOR THE YEAR ENDED JUNE 30, 1989

<u>ADMINISTERING AGENCY</u>	<u>TOTAL</u>	<u>AUDIT REPORT ACCEPTABLE</u>	<u>ARE THERE CROSSCUTTING FINDINGS</u>	<u>IS THERE GRANT NONCOMPLIANCE</u>
MN - DEPARTMENT OF EDUCATION				
ISD 114 BACKUS		YES	YES	
CFDA 10.550	\$ 6,927			
CFDA 10.555	36,639			
CFDA 84.010	40,995			
CFDA 84.151	4,018			

	\$ 88,579			
	=====			
ISD 115 CASS LAKE		YES	YES	
CFDA 10.550	\$ 21,742			
CFDA 10.553	19,173			
CFDA 10.555	99,923			
CFDA 84.002	21,530			
CFDA 84.010	118,750			
CFDA 84.151	14,243			

	\$ 295,361			
	=====			
ISD 116 PILLAGER		YES	YES	
CFDA 10.550	\$ 10,344			
CFDA 10.555	39,349			
CFDA 84.010	39,984			
CFDA 84.151	4,570			

	\$ 94,247			
	=====			
ISD 117 PINE RIVER		YES		
CFDA 10.550	\$ 20,928			
CFDA 10.555	85,087			
CFDA 84.010	256,495			
CFDA 84.151	795			
CFDA 84.164	1,701			

	\$ 365,006			
	=====			
ISD 118 REMER		YES	YES	
CFDA 10.550	\$ 16,722			
CFDA 10.555	56,521			
CFDA 84.010	107,871			
CFDA 84.151	11,401			
CFDA 84.164	1,496			

	\$ 194,011			
	=====			
ISD 119 WALKER		YES		
CFDA 10.550	\$ 19,423			
CFDA 10.555	65,184			
CFDA 84.010	72,511			
CFDA 84.048	1,920			
CFDA 84.151	7,616			

	\$ 166,654			
	=====			
ISD 126 CLARA CITY		YES	YES	
CFDA 10.550	\$ 9,646			
CFDA 10.555	21,847			
CFDA 84.010	47,308			
CFDA 84.151	3,833			

	\$ 82,634			
	=====			
ISD 127 MAYNARD		YES	YES	
CFDA 10.550	\$ 6,745			

STATE OF MINNESOTA
 OFFICE OF THE STATE AUDITOR
 STATEWIDE SINGLE AUDIT
 SUMMARY OF GRANT REVENUE
 BY ADMINISTERING AGENCY
 FOR THE YEAR ENDED JUNE 30, 1989

<u>ADMINISTERING AGENCY</u>	<u>TOTAL</u>	<u>AUDIT REPORT ACCEPTABLE</u>	<u>ARE THERE CROSSCUTTING FINDINGS</u>	<u>IS THERE GRANT NONCOMPLIANCE</u>
MN - DEPARTMENT OF EDUCATION				
ISD 127 MAYNARD		YES	YES	
CFDA 10.555	\$ 15,971			
CFDA 84.010	39,968			
CFDA 84.027	5,724			
CFDA 84.151	3,450			
CFDA 84.155	12,630			YES

	\$ 84,488			
	=====			
ISD 128 MILAN		YES	YES	
CFDA 10.550	\$ 6,045			
CFDA 10.555	18,621			
CFDA 84.010	35,554			
CFDA 84.027	4,223			
CFDA 84.151	4,978			

	\$ 69,421			
	=====			
ISD 129 MONTEVIDEO		YES	YES	
CFDA 10.550	\$ 27,550			
CFDA 10.555	103,915			
CFDA 10.558	239,101			
CFDA 84.010	92,281			
CFDA 84.048	4,400			
CFDA 84.151	11,033			
CFDA 84.164	1,818			
CFDA 84.186	4,029			

	\$ 484,127			
	=====			
ISD 139 RUSH CITY		YES		
CFDA 10.550	\$ 12,850			
CFDA 10.555	40,020			
CFDA 84.010	34,020			
CFDA 84.151	5,766			
CFDA 84.164	714			

	\$ 93,370			
	=====			
ISD 140 TAYLOR FALLS		YES		
CFDA 10.550	\$ 6,584			
CFDA 10.555	16,508			
CFDA 84.010	32,081			
CFDA 84.151	1,991			

	\$ 57,164			
	=====			
ISD 141 CHISAGO LAKES		YES		
CFDA 10.550	\$ 47,475			
CFDA 10.555	87,773			
CFDA 10.556	3,138			
CFDA 84.010	57,965			
CFDA 84.151	16,260			

	\$ 212,611			
	=====			
ISD 145 GLYNDON		YES	YES	
CFDA 10.550	\$ 17,423			
CFDA 10.555	34,644			
CFDA 84.010	68,367			
CFDA 84.146	672			
CFDA 84.151	6,033			
CFDA 84.186	1,599			

	\$ 128,738			
	=====			

STATE OF MINNESOTA
 OFFICE OF THE STATE AUDITOR
 STATEWIDE SINGLE AUDIT
 SUMMARY OF GRANT REVENUE
 BY ADMINISTERING AGENCY
 FOR THE YEAR ENDED JUNE 30, 1989

<u>ADMINISTERING AGENCY</u>	<u>TOTAL</u>	<u>AUDIT REPORT ACCEPTABLE</u>	<u>ARE THERE CROSSCUTTING FINDINGS</u>	<u>IS THERE GRANT NONCOMPLIANCE</u>
MN - DEPARTMENT OF EDUCATION				
ISD 146 BARNESVILLE		YES		
CFDA 10.550	\$ 21,853			
CFDA 10.555	56,909			
CFDA 84.010	63,302			
CFDA 84.011	39,170			
CFDA 84.151	8,328			

	\$ 189,562			
	=====			
ISD 147 DILWORTH		YES	YES	
CFDA 10.550	\$ 8,084			
CFDA 10.553	7,703			
CFDA 10.555	56,137			
CFDA 84.010	34,563			
CFDA 84.027	20,935			
CFDA 84.151	5,067			

	\$ 132,489			
	=====			
ISD 150 HAWLEY		YES	YES	
CFDA 10.550	\$ 18,309			
CFDA 10.555	40,409			
CFDA 84.010	39,487			
CFDA 84.151	6,972			
CFDA 84.186	988			

	\$ 106,165			
	=====			
ISD 152 MOORHEAD		YES		
CFDA 10.550	\$ 82,160			
CFDA 10.553	7,677			
CFDA 10.555	276,274			
CFDA 66.703	3,300			
CFDA 84.002	16,108			
CFDA 84.010	265,069			
CFDA 84.011	136,897			
CFDA 84.027	225,749			
CFDA 84.146	9,566			
CFDA 84.151	39,028			
CFDA 84.173	9,757			
CFDA 84.181	1,017			

	\$ 1,072,602			
	=====			
ISD 158 GONVICK		YES	YES	
CFDA 10.550	\$ 5,777			
CFDA 10.555	17,165			
CFDA 84.010	28,182			
CFDA 84.151	3,646			
CFDA 84.164	44			

	\$ 54,814			
	=====			
ISD 161 CLEARBROOK		YES	YES	
CFDA 10.550	\$ 10,745			
CFDA 10.555	38,567			
CFDA 84.010	45,625			
CFDA 84.151	3,676			

	\$ 98,613			
	=====			
ISD 162 BAGLEY		YES	YES	
CFDA 10.550	\$ 32,982			

STATE OF MINNESOTA
OFFICE OF THE STATE AUDITOR
STATEWIDE SINGLE AUDIT
SUMMARY OF GRANT REVENUE
BY ADMINISTERING AGENCY
FOR THE YEAR ENDED JUNE 30, 1989

<u>ADMINISTERING AGENCY</u>	<u>TOTAL</u>	<u>AUDIT REPORT ACCEPTABLE</u>	<u>ARE THERE CROSSCUTTING FINDINGS</u>	<u>IS THERE GRANT NONCOMPLIANCE</u>
MN - DEPARTMENT OF EDUCATION				
ISD 162 BAGLEY		YES	YES	
CFDA 10.555	\$ 120,305			
CFDA 84.010	151,542			
CFDA 84.151	17,532			
CFDA 84.164	1,979			
	----- \$ 324,340 -----			
ISD 166 COOK COUNTY		YES		
CFDA 10.550	\$ 10,101			
CFDA 10.555	21,824			
CFDA 84.010	64,362			
CFDA 84.027	19,610			
CFDA 84.048	842			
CFDA 84.151	16,972			
CFDA 84.181	416			
	----- \$ 134,127 -----			
ISD 173 MOUNTAIN LAKE		YES		
CFDA 10.550	\$ 17,287			
CFDA 10.555	38,071			
CFDA 84.002	248			
CFDA 84.010	33,821			
CFDA 84.151	5,440			
	----- \$ 94,867 -----			
ISD 175 WESTBROOK		YES		
CFDA 10.550	\$ 7,846			
CFDA 10.555	22,451			
CFDA 84.010	42,639			
CFDA 84.151	3,545			
	----- \$ 76,481 -----			
ISD 177 WINDOM		YES		
CFDA 10.550	\$ 52,953			
CFDA 10.555	74,745			
CFDA 84.010	124,266			
CFDA 84.151	9,226			
	----- \$ 261,190 -----			
ISD 178 STORDEN-JEFFERS		YES	YES	
CFDA 10.550	\$ 11,006			
CFDA 10.555	24,618			
CFDA 84.010	41,682			
CFDA 84.151	3,292			
	----- \$ 80,598 -----			
ISD 181 BRAINERD		YES		
CFDA 10.550	\$ 125,523			
CFDA 10.553	7,907			
CFDA 10.555	341,295			
CFDA 84.002	569			
CFDA 84.009	44,144			
CFDA 84.010	621,871			
CFDA 84.013	7,993			
CFDA 84.027	289,878			
CFDA 84.151	67,595			
CFDA 84.164	18,090			

STATE OF MINNESOTA
OFFICE OF THE STATE AUDITOR
STATEWIDE SINGLE AUDIT
SUMMARY OF GRANT REVENUE
BY ADMINISTERING AGENCY
FOR THE YEAR ENDED JUNE 30, 1989

ADMINISTERING AGENCY	TOTAL	AUDIT REPORT ACCEPTABLE	ARE THERE CROSSCUTTING FINDINGS	IS THERE GRANT NONCOMPLIANCE
MN - DEPARTMENT OF EDUCATION				
ISD 181 BRAINERD		YES		
CFDA 84.186	\$ 16,000			

	\$ 1,540,865			
	=====			
ISD 182 CROSBY		YES	YES	
CFDA 10.550	\$ 53,668			
CFDA 10.555	126,942			
CFDA 84.010	192,729			YES
CFDA 84.151	14,848			

	\$ 388,187			
	=====			
ISD 186 PEQUOT LAKES		YES	YES	
CFDA 10.550	\$ 13,732			
CFDA 10.555	76,373			
CFDA 84.010	74,887			
CFDA 84.151	6,541			
CFDA 84.164	1,208			
CFDA 84.186	2,294			

	\$ 175,035			
	=====			
ISD 191 BURNSVILLE		YES		
CFDA 10.550	\$ 160,804			
CFDA 10.555	242,368			
CFDA 84.002	18,999			
CFDA 84.010	161,992			
CFDA 84.027	285,935			
CFDA 84.048	4,300			
CFDA 84.146	5,165			
CFDA 84.151	50,596			
CFDA 84.164	5,278			
CFDA 84.173	31,656			
CFDA 84.186	15,498			

	\$ 982,591			
	=====			
ISD 192 FARMINGTON		YES		
CFDA 10.550	\$ 39,974			
CFDA 10.555	81,981			
CFDA 84.010	99,919			
CFDA 84.027	66,515			
CFDA 84.048	354			
CFDA 84.151	16,178			
CFDA 84.164	1,236			

	\$ 306,157			
	=====			
ISD 194 LAKEVILLE		YES	YES	
CFDA 10.550	\$ 62,104			
CFDA 10.555	88,401			
CFDA 84.010	51,003			
CFDA 84.027	146,371			
CFDA 84.151	22,840			
CFDA 84.173	9,423			
CFDA 84.186	8,983			

	\$ 389,125			
	=====			
ISD 195 RANDOLPH		YES	YES	
CFDA 10.550	\$ 5,797			
CFDA 10.555	11,862			

STATE OF MINNESOTA
 OFFICE OF THE STATE AUDITOR
 STATEWIDE SINGLE AUDIT
 SUMMARY OF GRANT REVENUE
 BY ADMINISTERING AGENCY
 FOR THE YEAR ENDED JUNE 30, 1989

<u>ADMINISTERING AGENCY</u>	<u>TOTAL</u>	<u>AUDIT REPORT ACCEPTABLE</u>	<u>ARE THERE CROSSCUTTING FINDINGS</u>	<u>IS THERE GRANT NONCOMPLIANCE</u>
MN - DEPARTMENT OF EDUCATION				
ISD 195 RANDOLPH		YES	YES	
CFDA 10.556	\$ 406			
CFDA 84.010	33,784			
CFDA 84.151	1,498			

	\$ 53,347			
	=====			
ISD 196 ROSEMOUNT-APPLE VALLEY		YES	YES	
CFDA 10.550	\$ 215,377			
CFDA 10.553	3,857			
CFDA 10.555	346,224			
CFDA 10.556	15,605			
CFDA 84.010	246,394			
CFDA 84.027	356,968			YES
CFDA 84.146	5,863			
CFDA 84.151	99,410			
CFDA 84.164	9,217			
CFDA 84.186	43,915			

	\$ 1,342,830			
	=====			
ISD 197 WEST ST PAUL		YES	YES	
CFDA 10.550	\$ 109,628			
CFDA 10.553	14,628			
CFDA 10.555	149,699			
CFDA 84.010	132,700			
CFDA 84.027	155,159			
CFDA 84.151	49,997			

	\$ 611,811			
	=====			
ISD 199 INVER GROVE HEIGHTS		YES		
CFDA 10.550	\$ 72,600			
CFDA 10.555	137,807			
CFDA 10.556	5,177			
CFDA 84.010	102,272			
CFDA 84.027	118,029			
CFDA 84.151	49,873			
CFDA 84.186	966			

	\$ 486,724			
	=====			
ISD 200 HASTINGS		YES	YES	
CFDA 10.550	\$ 96,440			
CFDA 10.555	158,299			
CFDA 10.556	5,177			
CFDA 84.010	208,734			
CFDA 84.027	107,007			
CFDA 84.146	539			
CFDA 84.151	35,626			
CFDA 84.164	976			
CFDA 84.173	15,600			

	\$ 628,398			
	=====			
ISD 201 CLAREMONT		YES	YES	
CFDA 10.550	\$ 4,739			
CFDA 10.555	14,935			
CFDA 84.010	13,855			
CFDA 84.011	7,802			
CFDA 84.151	3,888			
CFDA 84.186	313			

	\$ 45,532			
	=====			

STATE OF MINNESOTA
 OFFICE OF THE STATE AUDITOR
 STATEWIDE SINGLE AUDIT
 SUMMARY OF GRANT REVENUE
 BY ADMINISTERING AGENCY
 FOR THE YEAR ENDED JUNE 30, 1989

ADMINISTERING AGENCY	TOTAL	AUDIT REPORT ACCEPTABLE	ARE THERE CROSSCUTTING FINDINGS	IS THERE GRANT NONCOMPLIANCE
MN - DEPARTMENT OF EDUCATION				
ISD 202 DODGE CENTER		YES	YES	
CFDA 10.550	\$ 14,046			
CFDA 10.555	38,166			
CFDA 84.010	30,825			
CFDA 84.011	6,964			
CFDA 84.151	4,184			
CFDA 84.164	342			

	\$ 94,527			
	=====			
ISD 203 HAYFIELD		YES		
CFDA 10.550	\$ 16,051			
CFDA 10.555	60,534			
CFDA 84.010	134,290			
CFDA 84.048	147			
CFDA 84.151	9,003			
CFDA 84.186	1,030			

	\$ 221,055			
	=====			
ISD 204 KASSON-MANTORVILLE		YES	YES	
CFDA 10.550	\$ 24,750			
CFDA 10.555	44,562			
CFDA 10.556	1,160			
CFDA 84.010	53,714			YES
CFDA 84.151	11,356			
CFDA 84.164	865			
CFDA 84.186	2,390			

	\$ 138,797			
	=====			
ISD 205 WEST CONCORD		YES	YES	
CFDA 10.550	\$ 12,149			
CFDA 10.555	30,915			
CFDA 84.010	32,712			
CFDA 84.011	6,290			
CFDA 84.151	4,057			
CFDA 84.164	5,519			
CFDA 84.186	1,122			

	\$ 92,764			
	=====			
ISD 206 ALEXANDRIA		YES	YES	YES
CFDA 10.550	\$ 79,337			
CFDA 10.555	248,449			
CFDA 84.002	12,953			
CFDA 84.010	248,494			
CFDA 84.027	225,322			
CFDA 84.048	960			
CFDA 84.146	285			
CFDA 84.151	28,523			
CFDA 84.164	4,290			
CFDA 84.186	10,368			

	\$ 858,981			
	=====			
ISD 207 BRANDON		YES	YES	
CFDA 10.550	\$ 11,882			
CFDA 10.555	37,343			
CFDA 84.010	54,683			
CFDA 84.151	4,946			

	\$ 108,854			
	=====			

STATE OF MINNESOTA
OFFICE OF THE STATE AUDITOR
STATEWIDE SINGLE AUDIT
SUMMARY OF GRANT REVENUE
BY ADMINISTERING AGENCY
FOR THE YEAR ENDED JUNE 30, 1989

ADMINISTERING AGENCY	TOTAL	AUDIT REPORT ACCEPTABLE	ARE THERE CROSSCUTTING FINDINGS	IS THERE GRANT NONCOMPLIANCE
MN - DEPARTMENT OF EDUCATION				
ISD 209 KENSINGTON		YES	YES	
CFDA 10.550	\$ 24,497			
CFDA 10.555	8,260			
CFDA 84.151	2,332			

	\$ 35,089			
	=====			
ISD 213 OSAKIS		YES	YES	
CFDA 10.550	\$ 12,280			
CFDA 10.555	39,945			
CFDA 84.010	114,843			
CFDA 84.151	13,599			

	\$ 180,667			
	=====			
ISD 217 BRICELYN		YES	YES	
CFDA 10.550	\$ 5,747			
CFDA 10.555	12,886			
CFDA 10.556	355			
CFDA 84.010	38,256			
CFDA 84.151	1,569			

	\$ 58,813			
	=====			
ISD 218 DELAVAN		YES	YES	
CFDA 10.550	\$ 4,930			
CFDA 10.555	8,495			
CFDA 10.556	176			
CFDA 84.010	29,753			

	\$ 43,354			
	=====			
ISD 219 ELMORE		YES	YES	
CFDA 10.550	\$ 5,682			
CFDA 10.555	14,942			
CFDA 10.556	146			
CFDA 84.010	32,276			
CFDA 84.151	2,400			
CFDA 84.164	130			
CFDA 84.186	581			

	\$ 56,157			
	=====			
ISD 222 KIESTER		YES	YES	
CFDA 10.550	\$ 6,445			
CFDA 10.555	9,100			
CFDA 84.151	2,225			YES

	\$ 17,770			
	=====			
ISD 223 MINNESOTA LAKE		YES	YES	
CFDA 10.550	\$ 8,717			
CFDA 10.555	15,606			
CFDA 84.010	34,028			
CFDA 84.151	2,431			

	\$ 60,782			
	=====			
ISD 224 WELLS		YES	YES	
CFDA 10.550	\$ 28,158			
CFDA 10.555	47,223			
CFDA 84.010	102,989			
CFDA 84.049	471			

STATE OF MINNESOTA
 OFFICE OF THE STATE AUDITOR
 STATEWIDE SINGLE AUDIT
 SUMMARY OF GRANT REVENUE
 BY ADMINISTERING AGENCY
 FOR THE YEAR ENDED JUNE 30, 1989

<u>ADMINISTERING AGENCY</u>	<u>TOTAL</u>	<u>AUDIT REPORT ACCEPTABLE</u>	<u>ARE THERE CROSSCUTTING FINDINGS</u>	<u>IS THERE GRANT NONCOMPLIANCE</u>
MN - DEPARTMENT OF EDUCATION				
ISD 224 WELLS		YES	YES	
CFDA 84.151	\$ 6,699			

	\$ 185,540			
	=====			
ISD 225 WINNEBAGO		YES	YES	
CFDA 10.550	\$ 5,482			
CFDA 10.555	24,019			
CFDA 84.010	16,630			
CFDA 84.151	3,170			

	\$ 49,301			
	=====			
ISD 227 CHATFIELD		YES	YES	
CFDA 10.550	\$ 23,683			
CFDA 10.555	35,270			
CFDA 84.010	49,212			
CFDA 84.151	7,835			

	\$ 116,000			
	=====			
ISD 228 HARMONY		YES	YES	
CFDA 10.550	\$ 13,694			
CFDA 10.555	22,811			
CFDA 84.010	62,021			
CFDA 84.151	3,959			

	\$ 102,485			
	=====			
ISD 229 LANESBORO		YES	YES	
CFDA 10.550	\$ 10,151			
CFDA 10.550	31,303			
CFDA 10.558	5,072			
CFDA 84.010	59,130			
CFDA 84.151	4,898			

	\$ 110,554			
	=====			
ISD 232 PETERSON		YES	YES	
CFDA 10.550	\$ 8,135			
CFDA 10.555	15,867			
CFDA 84.010	47,934			
CFDA 84.151	2,557			

	\$ 74,493			
	=====			
ISD 233 PRESTON-FOUNTAIN		YES	YES	
CFDA 10.550	\$ 12,124			
CFDA 10.555	23,714			
CFDA 84.010	44,624			
CFDA 84.151	4,762			

	\$ 85,224			
	=====			
ISD 234 RUSHFORD		YES	YES	
CFDA 10.550	\$ 25,416			
CFDA 10.555	52,176			
CFDA 84.010	31,603			
CFDA 84.151	5,491			

	\$ 114,686			YES
	=====			

STATE OF MINNESOTA
OFFICE OF THE STATE AUDITOR
STATEWIDE SINGLE AUDIT
SUMMARY OF GRANT REVENUE
BY ADMINISTERING AGENCY
FOR THE YEAR ENDED JUNE 30, 1989

ADMINISTERING AGENCY	TOTAL	AUDIT REPORT ACCEPTABLE	ARE THERE CROSSCUTTING FINDINGS	IS THERE GRANT NONCOMPLIANCE
MN - DEPARTMENT OF EDUCATION				
ISD 236 WYKOFF		YES	YES	
CFDA 10.550	\$ 9,330			
CFDA 10.555	24,052			
CFDA 84.010	46,874			
CFDA 84.151	2,877			
CFDA 84.164	6,000			

	\$ 89,133			
	=====			
ISD 237 SPRING VALLEY		YES	YES	
CFDA 10.550	\$ 11,652			
CFDA 10.555	38,678			
CFDA 84.010	33,243			
CFDA 84.151	14,104			
CFDA 84.186	1,000			

	\$ 98,677			
	=====			
ISD 238 MABEL-CANTON		YES	YES	
CFDA 10.550	\$ 12,111			
CFDA 10.555	25,993			
CFDA 84.010	84,045			
CFDA 84.048	99			
CFDA 84.151	5,155			
CFDA 84.164	699			

	\$ 128,102			
	=====			
ISD 240 BLUE EARTH		YES	YES	
CFDA 10.550	\$ 25,696			
CFDA 10.555	59,890			
CFDA 10.556	1,326			
CFDA 84.010	100,704			
CFDA 84.151	7,425			
CFDA 84.164	622			
CFDA 84.186	3,663			

	\$ 199,326			
	=====			
ISD 241 ALBERT LEA		YES	YES	
CFDA 10.550	\$ 54,071			
CFDA 10.555	189,651			YES
CFDA 10.556	4,349			
CFDA 84.010	214,780			
CFDA 84.027	121,176			
CFDA 84.048	1,766			
CFDA 84.146	158			
CFDA 84.151	33,795			
CFDA 84.164	3,566			
CFDA 84.173	15,352			
CFDA 84.181	1,321			

	\$ 639,985			
	=====			
ISD 243 EMMONS		YES	YES	
CFDA 10.550	\$ 6,350			
CFDA 10.555	12,756			
CFDA 84.010	12,458			
CFDA 84.151	2,010			

	\$ 33,574			
	=====			

STATE OF MINNESOTA
 OFFICE OF THE STATE AUDITOR
 STATEWIDE SINGLE AUDIT
 SUMMARY OF GRANT REVENUE
 BY ADMINISTERING AGENCY
 FOR THE YEAR ENDED JUNE 30, 1989

ADMINISTERING AGENCY	TOTAL	AUDIT REPORT ACCEPTABLE	ARE THERE CROSSCUTTING FINDINGS	IS THERE GRANT NONCOMPLIANCE
MN - DEPARTMENT OF EDUCATION				
ISD 245 GLENNVILLE		YES		
CFDA 10.550	\$ 13,280			
CFDA 10.555	24,810			
CFDA 84.010	30,944			
CFDA 84.151	7,926			
CFDA 84.164	443			

	\$ 77,403			
	=====			
ISD 252 CANNON FALLS		YES	YES	
CFDA 10.550	\$ 31,460			
CFDA 10.555	51,026			
CFDA 84.010	43,250			
CFDA 84.151	9,421			

	\$ 135,157			
	=====			
ISD 253 GOODHUE		YES	YES	
CFDA 10.550	\$ 14,486			
CFDA 10.555	23,825			
CFDA 84.010	60,343			
CFDA 84.151	5,530			
CFDA 84.186	1,500			

	\$ 105,684			
	=====			
ISD 254 KENYON		YES	YES	
CFDA 10.550	\$ 14,973			
CFDA 10.555	31,978			
CFDA 84.010	55,451			
CFDA 84.151	5,622			

	\$ 108,024			
	=====			
ISD 255 PINE ISLAND		YES	YES	
CFDA 10.550	\$ 15,375			
CFDA 10.555	39,066			
CFDA 10.556	1,302			
CFDA 84.010	38,253			
CFDA 84.151	9,097			

	\$ 103,093			
	=====			
ISD 256 RED WING		YES		
CFDA 10.550	\$ 48,636			
CFDA 10.555	118,536			
CFDA 10.556	2,928			
CFDA 83.403	542			
CFDA 84.002	5,823			
CFDA 84.010	135,140			
CFDA 84.027	117,601			
CFDA 84.048	880			
CFDA 84.049	6,000			
CFDA 84.151	22,926			
CFDA 84.173	16,132			

	\$ 475,144			
	=====			
ISD 258 WANAMINGO		YES		
CFDA 10.550	\$ 6,064			
CFDA 10.553	432			
CFDA 10.555	17,017			
CFDA 10.556	277			

STATE OF MINNESOTA
OFFICE OF THE STATE AUDITOR
STATEWIDE SINGLE AUDIT
SUMMARY OF GRANT REVENUE
BY ADMINISTERING AGENCY
FOR THE YEAR ENDED JUNE 30, 1989

ADMINISTERING AGENCY	TOTAL	AUDIT REPORT ACCEPTABLE	ARE THERE CROSSCUTTING FINDINGS	IS THERE GRANT NONCOMPLIANCE
MN - DEPARTMENT OF EDUCATION				
ISD 258 WANAMINGO		YES		
CFDA 84.010	\$ 25,904			
CFDA 84.151	3,495			

	\$ 53,189			
	=====			
ISD 260 ZUMBROTA		YES	YES	
CFDA 10.550	\$ 19,043			
CFDA 10.555	32,533			
CFDA 84.151	5,166			

	\$ 56,742			
	=====			
ISD 261 ASHBY		YES	YES	
CFDA 10.550	\$ 9,264			
CFDA 10.555	18,134			
CFDA 84.010	22,550			
CFDA 84.151	2,777			
CFDA 84.164	625			

	\$ 53,350			
	=====			
ISD 262 BARRETT		YES	YES	
CFDA 10.550	\$ 6,207			
CFDA 10.555	12,117			
CFDA 84.151	1,154			

	\$ 19,478			
	=====			
ISD 263 ELBOW LAKE		YES		
CFDA 10.550	\$ 11,025			
CFDA 10.555	29,419			
CFDA 84.010	64,475			
CFDA 84.151	4,370			
CFDA 84.164	5,700			

	\$ 114,989			
	=====			
ISD 264 HERMAN-NORCROSS		YES		
CFDA 10.550	\$ 9,576			
CFDA 10.555	26,538			
CFDA 84.010	37,082			
CFDA 84.151	2,736			
CFDA 84.164	375			

	\$ 76,307			
	=====			
ISD 265 HOFFMAN		YES	YES	
CFDA 10.550	\$ 6,852			
CFDA 10.555	13,577			
CFDA 84.010	42,175			
CFDA 84.151	1,882			

	\$ 64,486			
	=====			
ISD 270 HOPKINS		YES	YES	
CFDA 10.550	\$ 83,097			
CFDA 10.555	139,914			
CFDA 10.556	5,063			
CFDA 84.010	268,344			
CFDA 84.027	180,298			
CFDA 84.029	64,204			
CFDA 84.146	2,630			

STATE OF MINNESOTA
OFFICE OF THE STATE AUDITOR
STATEWIDE SINGLE AUDIT
SUMMARY OF GRANT REVENUE
BY ADMINISTERING AGENCY
FOR THE YEAR ENDED JUNE 30, 1989

<u>ADMINISTERING AGENCY</u>	<u>TOTAL</u>	<u>AUDIT REPORT ACCEPTABLE</u>	<u>ARE THERE CROSSCUTTING FINDINGS</u>	<u>IS THERE GRANT NONCOMPLIANCE</u>
MN - DEPARTMENT OF EDUCATION				
ISD 270 HOPKINS		YES	YES	
CFDA 84.151	\$ 66,683			
CFDA 84.164	10,115			
CFDA 84.173	15,688			
CFDA 84.186	29,989			

	\$ 866,025			
	=====			
ISD 271 BLOOMINGTON		YES	YES	
CFDA 10.550	\$ 241,816			
CFDA 10.553	37,681			
CFDA 10.555	327,798			
CFDA 84.002	26,134			
CFDA 84.010	301,013			
CFDA 84.027	341,703			
CFDA 84.151	93,448			
CFDA 84.164	27,142			
CFDA 84.173	31,856			
CFDA 84.186	36,376			

	\$ 1,464,967			
	=====			
ISD 272 EDEN PRAIRIE		YES	YES	
CFDA 10.550	\$ 81,872			
CFDA 10.555	85,590			
CFDA 84.010	37,702			
CFDA 84.027	149,634			
CFDA 84.151	33,412			
CFDA 84.164	3,385			
CFDA 84.173	12,300			
CFDA 84.186	12,859			

	\$ 416,754			
	=====			
ISD 273 EDINA		YES		
CFDA 10.550	\$ 44,933			
CFDA 10.555	43,950			
CFDA 84.010	137,766			
CFDA 84.027	102,813			
CFDA 84.146	475			
CFDA 84.151	44,380			
CFDA 84.164	17,279			
CFDA 84.186	26,149			

	\$ 417,745			
	=====			
ISD 276 MINNETONKA		YES		
CFDA 10.550	\$ 105,177			
CFDA 10.555	89,483			
CFDA 84.002	3,140			
CFDA 84.010	101,810			
CFDA 84.027	176,011			
CFDA 84.146	2,123			
CFDA 84.151	51,600			
CFDA 84.164	4,494			
CFDA 84.186	3,593			
CFDA 84.000	63,788			

	\$ 601,219			
	=====			
ISD 277 WESTONKA		YES	YES	
CFDA 10.550	\$ 36,061			
CFDA 10.555	74,322			

STATE OF MINNESOTA
OFFICE OF THE STATE AUDITOR
STATEWIDE SINGLE AUDIT
SUMMARY OF GRANT REVENUE
BY ADMINISTERING AGENCY
FOR THE YEAR ENDED JUNE 30, 1989

<u>ADMINISTERING AGENCY</u>	<u>TOTAL</u>	<u>AUDIT REPORT ACCEPTABLE</u>	<u>ARE THERE CROSSCUTTING FINDINGS</u>	<u>IS THERE GRANT NONCOMPLIANCE</u>
MN - DEPARTMENT OF EDUCATION				
ISD 277 WESTONKA		YES	YES	
CFDA 84.002	\$ 69,096			
CFDA 84.010	101,951			YES
CFDA 84.027	83,726			YES
CFDA 84.146	12,780			
CFDA 84.151	15,634			
CFDA 84.164	714			
CFDA 84.186	7,122			

	\$ 401,406			
	=====			
ISD 278 ORONO		YES		
CFDA 10.550	\$ 42,968			
CFDA 10.555	46,228			
CFDA 84.010	43,556			
CFDA 84.027	52,445			
CFDA 84.048	354			
CFDA 84.146	317			
CFDA 84.151	12,511			
CFDA 84.164	1,365			
CFDA 84.173	12,498			
CFDA 84.186	4,267			

	\$ 216,509			
	=====			
ISD 279 OSSEO		YES	YES	
CFDA 10.550	\$ 264,690			
CFDA 10.553	304			
CFDA 10.555	498,691			
CFDA 10.556	23,021			
CFDA 84.010	451,008			
CFDA 84.027	484,640			
CFDA 84.048	7,611			
CFDA 84.146	3,803			
CFDA 84.151	142,506			
CFDA 84.164	10,062			
CFDA 84.173	40,649			
CFDA 84.186	49,638			

	\$ 1,976,623			
	=====			
ISD 280 RICHFIELD		YES	YES	
CFDA 10.550	\$ 75,331			
CFDA 10.555	152,107			
CFDA 10.556	3,677			
CFDA 84.010	141,345			
CFDA 84.027	113,023			
CFDA 84.146	2,155			
CFDA 84.151	38,214			
CFDA 84.173	6,233			

	\$ 532,085			
	=====			
ISD 281 ROBBINSDALE		YES	YES	
CFDA 10.550	\$ 230,742			
CFDA 10.553	9,977			
CFDA 10.555	467,817			
CFDA 84.002	948			
CFDA 84.010	449,490			
CFDA 84.027	451,450			
CFDA 84.048	747			
CFDA 84.133	23,900			
CFDA 84.146	5,989			

STATE OF MINNESOTA
OFFICE OF THE STATE AUDITOR
STATEWIDE SINGLE AUDIT
SUMMARY OF GRANT REVENUE
BY ADMINISTERING AGENCY
FOR THE YEAR ENDED JUNE 30, 1989

ADMINISTERING AGENCY	TOTAL	AUDIT REPORT ACCEPTABLE	ARE THERE CROSSCUTTING FINDINGS	IS THERE GRANT NONCOMPLIANCE
MN - DEPARTMENT OF EDUCATION				
ISD 281 ROBBINSDALE		YES	YES	
CFDA 84.151	\$ 101,563			
CFDA 84.164	6,003			
CFDA 84.186	48,427			
	----- \$ 1,797,053 =====			
ISD 282 ST ANTHONY-NEW BRIGHTON		YES		
CFDA 10.555	\$ 19,819			

ISD 283 ST LOUIS PARK		YES	YES	
CFDA 10.555	\$ 116,779			
CFDA 84.002	1,561			
CFDA 84.010	98,108			
CFDA 84.027	149,685			YES
CFDA 84.048	10,801			YES
CFDA 84.146	7,384			
CFDA 84.151	4,040			
CFDA 84.164	8,500			
CFDA 84.186	9,644			
	----- \$ 406,502 =====			
ISD 284 WAYZATA		YES	YES	
CFDA 10.550	\$ 71,192			
CFDA 10.555	108,520			
CFDA 84.010	97,581			
CFDA 84.027	197,068			
CFDA 84.146	1,268			
CFDA 84.151	46,091			
CFDA 84.164	5,173			
CFDA 84.186	17,610			
	----- \$ 544,503 =====			
ISD 286 BROOKLYN CENTER		YES		
CFDA 10.550	\$ 26,232			
CFDA 10.555	71,050			
CFDA 10.556	1,677			
CFDA 84.010	82,253			
CFDA 84.027	49,086			
CFDA 84.151	12,196			
	----- \$ 242,494 =====			
ISD 294 HOUSTON		YES	YES	
CFDA 10.550	\$ 12,622			
CFDA 10.555	27,341			
CFDA 84.010	55,185			
CFDA 84.151	6,413			
	----- \$ 101,561 =====			
ISD 297 SPRING GROVE		YES	YES	
CFDA 10.550	\$ 12,373			
CFDA 10.555	25,272			
CFDA 84.010	54,565			
CFDA 84.151	4,462			
	----- \$ 96,672 =====			
ISD 299 CALEDONIA		YES	YES	
CFDA 10.550	\$ 21,417			

STATE OF MINNESOTA
OFFICE OF THE STATE AUDITOR
STATEWIDE SINGLE AUDIT
SUMMARY OF GRANT REVENUE
BY ADMINISTERING AGENCY
FOR THE YEAR ENDED JUNE 30, 1989

ADMINISTERING AGENCY	TOTAL	AUDIT REPORT ACCEPTABLE	ARE THERE CROSSCUTTING FINDINGS	IS THERE GRANT NONCOMPLIANCE
MN - DEPARTMENT OF EDUCATION				
ISD 299 CALEDONIA		YES		YES
CFDA 10.555	\$ 61,240			
CFDA 84.002	887			
CFDA 84.010	91,399			
CFDA 84.151	8,235			
CFDA 84.155	23,900			
CFDA 84.164	1,310			

	\$ 208,388			
	=====			
ISD 300 LA CRESCENT		YES		YES
CFDA 10.550	\$ 27,929			
CFDA 10.555	37,146			
CFDA 10.556	1,288			
CFDA 84.010	60,362			
CFDA 84.151	13,437			
CFDA 84.164	683			
CFDA 84.186	1,000			

	\$ 141,845			
	=====			
ISD 301 AKELEY		YES		YES
CFDA 10.550	\$ 6,343			
CFDA 10.555	19,862			
CFDA 84.010	43,904			
CFDA 84.151	2,389			

	\$ 72,498			
	=====			
ISD 306 LAPORTE		YES		YES
CFDA 10.550	\$ 11,793			
CFDA 10.553	1,427			
CFDA 10.555	29,298			
CFDA 84.010	39,266			
CFDA 84.151	2,638			

	\$ 84,422			
	=====			
ISD 308 NEVIS		YES		YES
CFDA 10.550	\$ 11,019			
CFDA 10.555	30,940			
CFDA 84.010	24,955			
CFDA 84.151	2,775			

	\$ 69,689			
	=====			
ISD 314 BRAHAM		YES		
CFDA 10.550	\$ 20,463			
CFDA 10.555	65,748			
CFDA 84.010	101,669			
CFDA 84.151	9,535			
CFDA 84.164	1,470			
CFDA 84.186	2,151			

	\$ 201,036			
	=====			
ISD 316 COLERAINE		YES		YES
CFDA 10.550	\$ 34,471			
CFDA 10.555	119,774			
CFDA 84.010	120,055			
CFDA 84.151	17,963			

	\$ 292,263			
	=====			

STATE OF MINNESOTA
OFFICE OF THE STATE AUDITOR
STATEWIDE SINGLE AUDIT
SUMMARY OF GRANT REVENUE
BY ADMINISTERING AGENCY
FOR THE YEAR ENDED JUNE 30, 1989

ADMINISTERING AGENCY	TOTAL	AUDIT REPORT ACCEPTABLE	ARE THERE CROSSCUTTING FINDINGS	IS THERE GRANT NONCOMPLIANCE
MN - DEPARTMENT OF EDUCATION				
ISD 317 DEER RIVER		YES		YES
CFDA 10.550	\$ 29,344			
CFDA 10.553	8,763			
CFDA 10.555	87,678			
CFDA 84.010	74,891			
CFDA 84.151	14,396			
CFDA 84.164	46,821			

	\$ 261,893			
	=====			
ISD 318 GRAND RAPIDS		YES		YES
CFDA 10.550	\$ 78,469			
CFDA 10.555	266,385			
CFDA 84.002	1,166			
CFDA 84.010	489,871			
CFDA 84.027	99,865			
CFDA 84.151	50,515			
CFDA 84.164	7,922			
CFDA 84.173	23,230			
CFDA 84.186	13,315			

	\$ 1,030,738			
	=====			
ISD 319 NASHWAUK-KEEWATIN		YES		YES
CFDA 10.550	\$ 13,253			
CFDA 10.555	48,624			
CFDA 84.010	45,462			
CFDA 84.048	99			
CFDA 84.151	9,488			

	\$ 116,926			
	=====			
ISD 324 JACKSON		YES		YES
CFDA 10.550	\$ 30,448			
CFDA 10.555	65,179			
CFDA 84.010	92,953			
CFDA 84.151	10,410			

	\$ 198,990			
	=====			
ISD 325 LAKEFIELD		YES		
CFDA 10.550	\$ 12,191			
CFDA 10.555	32,556			
CFDA 84.010	60,388			
CFDA 84.027	10,265			
CFDA 84.151	5,203			

	\$ 120,603			
	=====			
ISD 328 SIOUX VALLEY		YES		
CFDA 10.550	\$ 7,654			
CFDA 10.555	13,097			
CFDA 84.010	50,728			
CFDA 84.151	1,448			

	\$ 72,927			
	=====			
ISD 330 HERON LAKE-OKABENA		YES		
CFDA 10.550	\$ 15,532			
CFDA 10.555	31,446			
CFDA 84.010	56,857			
CFDA 84.151	4,260			

	\$ 108,095			
	=====			

STATE OF MINNESOTA
OFFICE OF THE STATE AUDITOR
STATEWIDE SINGLE AUDIT
SUMMARY OF GRANT REVENUE
BY ADMINISTERING AGENCY
FOR THE YEAR ENDED JUNE 30, 1989

ADMINISTERING AGENCY	TOTAL	AUDIT REPORT ACCEPTABLE	ARE THERE CROSSCUTTING FINDINGS	IS THERE GRANT NONCOMPLIANCE
MN - DEPARTMENT OF EDUCATION				
ISD 332 MORA		YES		
CFDA 10.550	\$ 26,618			
CFDA 10.555	94,477			
CFDA 84.010	186,920			
CFDA 84.151	22,247			
CFDA 84.164	2,329			
CFDA 84.186	8,084			
CFDA 10.556	1,601			

	\$ 342,276			

ISD 333 OGILVIE		YES		
CFDA 10.550	\$ 17,166			
CFDA 10.555	55,431			
CFDA 84.010	66,217			
CFDA 84.151	8,113			

	\$ 146,927			

ISD 341 ATWATER		YES	YES	
CFDA 10.550	\$ 10,847			
CFDA 10.555	32,592			
CFDA 84.010	51,843			
CFDA 84.151	5,775			

	\$ 101,057			

ISD 345 NEW LONDON-SPICER		YES	YES	
CFDA 10.550	\$ 24,996			
CFDA 10.555	82,351			
CFDA 84.010	48,855			
CFDA 84.151	9,777			
CFDA 84.164	1,313			
CFDA 84.186	3,664			

	\$ 170,956			

ISD 346 RAYMOND		YES	YES	
CFDA 10.550	\$ 5,855			
CFDA 10.555	30,763			
CFDA 84.010	25,172			
CFDA 84.151	3,019			

	\$ 64,809			

ISD 347 WILLMAR		YES		
CFDA 10.550	\$ 42,271			
CFDA 10.555	284,659			
CFDA 84.002	4,740			
CFDA 84.009	34,623			
CFDA 84.010	458,762			
CFDA 84.011	55,111			
CFDA 84.048	4,137			
CFDA 84.151	55,122			
CFDA 84.164	2,000			

	\$ 941,425			

ISD 351 HALLOCK		YES		
CFDA 10.550	\$ 14,423			
CFDA 10.555	20,726			
CFDA 84.010	9,349			
CFDA 84.151	3,202			

	\$ 47,700			

STATE OF MINNESOTA
OFFICE OF THE STATE AUDITOR
STATEWIDE SINGLE AUDIT
SUMMARY OF GRANT REVENUE
BY ADMINISTERING AGENCY
FOR THE YEAR ENDED JUNE 30, 1989

ADMINISTERING AGENCY	TOTAL	AUDIT REPORT ACCEPTABLE	ARE THERE CROSSCUTTING FINDINGS	IS THERE GRANT NONCOMPLIANCE
MN - DEPARTMENT OF EDUCATION				
ISD 352 HUMBOLDT		YES	YES	
CFDA 10.550	\$ 6,509			
CFDA 10.555	4,341			

	\$ 10,850			
	=====			
ISD 353 KARLSTAD		YES		
CFDA 10.550	\$ 12,628			
CFDA 10.555	41,629			
CFDA 84.010	43,834			
CFDA 84.151	4,540			

	\$ 102,631			
	=====			
ISD 354 KENNEDY		YES		
CFDA 10.550	\$ 5,395			
CFDA 10.555	8,021			
CFDA 84.010	14,497			
CFDA 84.151	1,464			

	\$ 29,377			
	=====			
ISD 356 LANCASTER		YES		
CFDA 10.550	\$ 7,321			
CFDA 10.555	18,692			
CFDA 84.010	22,732			
CFDA 84.151	1,738			

	\$ 50,483			
	=====			
ISD 361 INTERNATIONAL FALLS		YES		
CFDA 10.550	\$ 38,829			
CFDA 10.555	120,224			
CFDA 10.556	1,773			
CFDA 84.010	196,127			
CFDA 84.027	37,195			
CFDA 84.151	28,179			
CFDA 84.173	1,832			
CFDA 84.181	12,679			
CFDA 84.186	5,838			

	\$ 442,676			
	=====			
ISD 362 LITTLEFORK-BIG FALLS		YES	YES	
CFDA 10.550	\$ 8,407			
CFDA 10.555	20,926			
CFDA 84.010	48,742			
CFDA 84.151	4,939			
CFDA 84.164	690			

	\$ 83,704			
	=====			
ISD 363 SOUTH KOOCHICHING		YES	YES	
CFDA 10.550	\$ 16,322			
CFDA 10.555	37,626			
CFDA 84.010	21,144			
CFDA 84.151	4,072			
CFDA 84.186	908			

	\$ 80,072			
	=====			
ISD 371 BELLINGHAM		YES	YES	
CFDA 10.550	\$ 6,202			

STATE OF MINNESOTA
 OFFICE OF THE STATE AUDITOR
 STATEWIDE SINGLE AUDIT
 SUMMARY OF GRANT REVENUE
 BY ADMINISTERING AGENCY
 FOR THE YEAR ENDED JUNE 30, 1989

<u>ADMINISTERING AGENCY</u>	<u>TOTAL</u>	<u>AUDIT REPORT ACCEPTABLE</u>	<u>ARE THERE CROSSCUTTING FINDINGS</u>	<u>IS THERE GRANT NONCOMPLIANCE</u>
MN - DEPARTMENT OF EDUCATION				
ISD 371 BELLINGHAM		YES	YES	
CFDA 10.555	\$ 15,277			
CFDA 84.010	51,382			
CFDA 84.151	2,078			

	\$ 74,939			
	=====			
ISD 376 MARIETTA-NASSAU		YES	YES	
CFDA 10.550	\$ 4,022			
CFDA 10.555	10,429			
CFDA 84.010	15,669			
CFDA 84.027	2,933			
CFDA 84.151	1,166			

	\$ 34,219			
	=====			
ISD 377 MADISON		YES		
CFDA 10.550	\$ 11,460			
CFDA 10.555	47,952			
CFDA 84.010	55,428			
CFDA 84.151	5,367			
CFDA 84.164	599			

	\$ 120,806			
	=====			
ISD 378 DAWSON		YES	YES	
CFDA 10.550	\$ 15,809			
CFDA 10.555	38,834			YES
CFDA 84.010	74,580			
CFDA 84.151	9,115			
CFDA 84.164	535			YES
CFDA 84.186	925			

	\$ 139,798			
	=====			
ISD 381 LAKE SUPERIOR		YES		
CFDA 10.550	\$ 43,642			
CFDA 10.555	109,731			
CFDA 84.010	58,881			
CFDA 84.027	66,243			
CFDA 84.151	26,302			
CFDA 84.164	1,990			

	\$ 306,789			
	=====			
ISD 390 LAKE OF THE WOODS		YES	YES	
CFDA 10.550	\$ 15,718			
CFDA 10.555	60,083			
CFDA 84.010	103,369			
CFDA 84.151	6,269			

	\$ 185,439			
	=====			
ISD 391 CLEVELAND		YES	YES	
CFDA 10.550	\$ 10,510			
CFDA 10.555	24,737			
CFDA 84.010	18,230			
CFDA 84.151	3,261			

	\$ 56,738			
	=====			
ISD 392 LE CENTER		YES	YES	
CFDA 10.550	\$ 15,190			

STATE OF MINNESOTA
OFFICE OF THE STATE AUDITOR
STATEWIDE SINGLE AUDIT
SUMMARY OF GRANT REVENUE
BY ADMINISTERING AGENCY
FOR THE YEAR ENDED JUNE 30, 1989

ADMINISTERING AGENCY	TOTAL	AUDIT REPORT ACCEPTABLE	ARE THERE CROSSCUTTING FINDINGS	IS THERE GRANT NONCOMPLIANCE
MN - DEPARTMENT OF EDUCATION				
ISD 392 LE CENTER		YES		YES
CFDA 10.555	\$ 30,951			
CFDA 84.010	49,770			
CFDA 84.151	6,308			
CFDA 84.186	608			

	\$ 102,827			
	=====			
ISD 393 LE SUEUR		YES		YES
CFDA 10.550	\$ 10,169			
CFDA 10.555	38,646			
CFDA 84.002	13,735			
CFDA 84.010	57,310			
CFDA 84.027	34,076			
CFDA 84.151	8,138			
CFDA 84.164	150			
CFDA 84.186	3,001			

	\$ 165,225			
	=====			
ISD 394 MONTGOMERY		YES		
CFDA 10.550	\$ 20,061			
CFDA 10.555	55,862			
CFDA 84.010	156,861			
CFDA 84.151	8,445			
CFDA 84.164	242			
CFDA 84.186	3,625			

	\$ 245,096			
	=====			
ISD 395 WATERVILLE		YES		YES
CFDA 10.550	\$ 16,944			
CFDA 10.555	36,305			
CFDA 84.010	50,278			
CFDA 84.027	30,533			
CFDA 84.151	5,786			
CFDA 84.173	3,264			
CFDA 84.181	190			

	\$ 143,300			
	=====			
ISD 402 HENDRICKS		YES		
CFDA 10.550	\$ 6,513			
CFDA 10.555	23,979			
CFDA 10.556	232			
CFDA 84.010	34,977			
CFDA 84.048	99			
CFDA 84.151	2,505			

	\$ 68,305			
	=====			
ISD 403 IVANHOE		YES		YES
CFDA 10.550	\$ 12,071			
CFDA 10.555	39,695			
CFDA 84.010	47,973			
CFDA 84.151	3,791			
CFDA 84.186	399			

	\$ 103,929			
	=====			
ISD 404 LAKE BENTON		YES		YES
CFDA 10.550	\$ 6,787			
CFDA 10.555	27,745			

STATE OF MINNESOTA
OFFICE OF THE STATE AUDITOR
STATEWIDE SINGLE AUDIT
SUMMARY OF GRANT REVENUE
BY ADMINISTERING AGENCY
FOR THE YEAR ENDED JUNE 30, 1989

ADMINISTERING AGENCY	TOTAL	AUDIT REPORT ACCEPTABLE	ARE THERE CROSSCUTTING FINDINGS	IS THERE GRANT NONCOMPLIANCE
MN - DEPARTMENT OF EDUCATION				
ISD 404 LAKE BENTON		YES		YES
CFDA 84.010	\$ 26,554			
CFDA 84.151	2,800			

	\$ 63,886			
	=====			
ISD 408 VERDI		YES		
CFDA 10.550	\$ 3,349			
CFDA 10.555	9,193			
CFDA 84.010	23,119			
CFDA 84.151	793			

	\$ 36,454			
	=====			
ISD 409 TYLER		YES		
CFDA 10.550	\$ 8,116			
CFDA 10.555	14,490			
CFDA 84.027	8,787			
CFDA 84.151	3,584			
CFDA 84.186	1,142			

	\$ 36,119			
	=====			
ISD 411 BALATON		YES		
CFDA 10.550	\$ 9,145			
CFDA 10.555	31,891			
CFDA 84.010	34,054			
CFDA 84.151	3,232			

	\$ 78,322			
	=====			
ISD 412 COTTONWOOD		YES		
CFDA 10.550	\$ 9,964			
CFDA 10.555	21,298			
CFDA 84.010	52,148			
CFDA 84.151	3,965			

	\$ 87,375			
	=====			
ISD 413 MARSHALL		YES		
CFDA 10.550	\$ 52,336			
CFDA 10.553	5,867			
CFDA 10.555	118,736			
CFDA 84.002	13,241			
CFDA 84.010	139,783			
CFDA 84.027	55,409			
CFDA 84.151	30,312			
CFDA 84.164	329			
CFDA 84.173	14,902			

	\$ 430,915			
	=====			
ISD 414 MINNEOTA		YES		
CFDA 10.550	\$ 10,669			
CFDA 10.555	41,080			
CFDA 84.010	61,550			
CFDA 84.151	6,218			
CFDA 84.155	23,900			

	\$ 143,417			
	=====			
ISD 415 LYND		YES		
CFDA 10.550	\$ 6,044			

STATE OF MINNESOTA
 OFFICE OF THE STATE AUDITOR
 STATEWIDE SINGLE AUDIT
 SUMMARY OF GRANT REVENUE
 BY ADMINISTERING AGENCY
 FOR THE YEAR ENDED JUNE 30, 1989

<u>ADMINISTERING AGENCY</u>	<u>TOTAL</u>	<u>AUDIT REPORT ACCEPTABLE</u>	<u>ARE THERE CROSSCUTTING FINDINGS</u>	<u>IS THERE GRANT NONCOMPLIANCE</u>
MN - DEPARTMENT OF EDUCATION				
ISD 415 LYND		YES		
CFDA 10.553	\$ 517			
CFDA 10.555	9,684			
CFDA 10.556	202			
CFDA 84.010	13,713			
CFDA 84.151	1,310			
CFDA 84.186	225			

	\$ 31,695			
	=====			
ISD 417 TRACY		YES	YES	
CFDA 10.550	\$ 18,129			
CFDA 10.555	56,222			
CFDA 84.010	137,760			
CFDA 84.151	8,670			
CFDA 84.164	1,089			
CFDA 84.186	2,285			

	\$ 224,155			
	=====			
ISD 418 RUSSELL		YES		
CFDA 10.550	\$ 7,982			
CFDA 10.555	22,446			
CFDA 84.027	5,566			
CFDA 84.151	2,150			

	\$ 38,144			
	=====			
ISD 421 BROWNTON		YES		
CFDA 10.550	\$ 7,531			
CFDA 10.555	11,939			
CFDA 84.010	39,732			
CFDA 84.151	3,669			
CFDA 84.164	96			

	\$ 62,967			
	=====			
ISD 422 GLENCOE		YES		
CFDA 10.550	\$ 18,668			
CFDA 10.555	36,205			
CFDA 84.010	48,480			
CFDA 84.151	10,508			
CFDA 84.186	4,031			

	\$ 117,892			
	=====			
ISD 423 HUTCHINSON		YES		
CFDA 10.550	\$ 31,370			
CFDA 10.555	52,470			
CFDA 84.010	114,457			
CFDA 84.151	20,766			
CFDA 84.164	1,250			
CFDA 84.186	6,860			

	\$ 227,173			
	=====			
ISD 424 LESTER PRAIRIE		YES	YES	
CFDA 10.550	\$ 10,719			
CFDA 10.555	16,275			
CFDA 84.010	41,028			
CFDA 84.151	4,356			
CFDA 84.186	181			

	\$ 72,559			
	=====			

STATE OF MINNESOTA
OFFICE OF THE STATE AUDITOR
STATEWIDE SINGLE AUDIT
SUMMARY OF GRANT REVENUE
BY ADMINISTERING AGENCY
FOR THE YEAR ENDED JUNE 30, 1989

ADMINISTERING AGENCY	TOTAL	AUDIT REPORT ACCEPTABLE	ARE THERE CROSSCUTTING FINDINGS	IS THERE GRANT NONCOMPLIANCE
MN - DEPARTMENT OF EDUCATION				
ISD 425 SILVER LAKE		YES		
CFDA 10.550	\$ 6,739			
CFDA 10.555	9,221			
CFDA 84.010	26,301			
CFDA 84.151	4,401			
CFDA 84.164	37			

	\$ 46,699			
	=====			
ISD 426 STEWART		YES		
CFDA 10.550	\$ 7,248			
CFDA 10.555	11,081			
CFDA 84.010	50,027			
CFDA 84.151	3,539			
CFDA 84.164	356			
CFDA 84.186	738			

	\$ 72,989			
	=====			
ISD 427 WINSTED		YES		
CFDA 10.550	\$ 3,380			
CFDA 10.555	7,358			
CFDA 84.010	21,008			
CFDA 84.151	3,789			

	\$ 35,535			
	=====			
ISD 432 MAHNOMEN		YES	YES	
CFDA 10.550	\$ 18,508			
CFDA 10.553	10,214			
CFDA 10.555	100,266			
CFDA 84.010	179,229			
CFDA 84.151	13,150			

	\$ 321,367			
	=====			
ISD 435 WAUBUN		YES	YES	
CFDA 10.550	\$ 18,640			
CFDA 10.555	79,712			
CFDA 84.010	106,661			
CFDA 84.151	14,139			

	\$ 219,152			
	=====			
ISD 436 ALVARADO		YES	YES	
CFDA 10.550	\$ 5,270			
CFDA 10.555	19,538			YES
CFDA 84.011	746			
CFDA 84.151	3,323			

	\$ 28,877			
	=====			
ISD 437 ARGYLE		YES		
CFDA 10.550	\$ 7,031			
CFDA 10.555	18,392			
CFDA 84.010	33,041			
CFDA 84.151	2,803			

	\$ 61,267			
	=====			
ISD 440 MIDDLE RIVER		YES	YES	
CFDA 10.550	\$ 9,500			
CFDA 10.555	49,124			

STATE OF MINNESOTA
OFFICE OF THE STATE AUDITOR
STATEWIDE SINGLE AUDIT
SUMMARY OF GRANT REVENUE
BY ADMINISTERING AGENCY
FOR THE YEAR ENDED JUNE 30, 1989

ADMINISTERING AGENCY	TOTAL	AUDIT REPORT ACCEPTABLE	ARE THERE CROSSCUTTING FINDINGS	IS THERE GRANT NONCOMPLIANCE
MN - DEPARTMENT OF EDUCATION				
ISD 440 MIDDLE RIVER		YES	YES	
CFDA 84.010	\$ 36,013			
CFDA 84.151	2,659			

	\$ 97,296			
	=====			
ISD 441 NEWFOLDEN		YES	YES	
CFDA 10.550	\$ 19,090			
CFDA 10.555	37,327			
CFDA 84.010	40,626			
CFDA 84.151	4,323			

	\$ 101,366			
	=====			
ISD 442 OSLO		YES	YES	
CFDA 10.550	\$ 6,148			
CFDA 10.555	10,210			
CFDA 84.010	25,197			
CFDA 84.011	6,595			
CFDA 84.151	2,502			

	\$ 50,652			
	=====			
ISD 443 STEPHEN		YES		
CFDA 10.550	\$ 9,902			
CFDA 10.555	25,474			
CFDA 84.010	51,115			
CFDA 84.151	3,115			

	\$ 89,606			
	=====			
ISD 444 STRANDQUIST		YES	YES	
CFDA 10.550	\$ 5,865			
CFDA 10.555	13,570			
CFDA 84.010	18,956			
CFDA 84.151	1,076			

	\$ 39,467			
	=====			
ISD 446 WARREN		YES		
CFDA 10.550	\$ 16,792			
CFDA 10.555	35,205			
CFDA 84.010	40,948			
CFDA 84.151	5,786			

	\$ 98,731			
	=====			
ISD 447 GRYGLA		YES	YES	
CFDA 10.550	\$ 10,823			
CFDA 10.555	30,687			
CFDA 84.010	43,572			
CFDA 84.151	3,474			

	\$ 88,556			
	=====			
ISD 451 CEYLON		YES		
CFDA 10.550	\$ 5,639			
CFDA 10.555	13,249			
CFDA 84.010	15,536			
CFDA 84.151	4,328			

	\$ 38,752			
	=====			

STATE OF MINNESOTA
OFFICE OF THE STATE AUDITOR
STATEWIDE SINGLE AUDIT
SUMMARY OF GRANT REVENUE
BY ADMINISTERING AGENCY
FOR THE YEAR ENDED JUNE 30, 1989

ADMINISTERING AGENCY	TOTAL	AUDIT REPORT ACCEPTABLE	ARE THERE CROSSCUTTING FINDINGS	IS THERE GRANT NONCOMPLIANCE
MN - DEPARTMENT OF EDUCATION				
ISD 453 EAST CHAIN		YES	YES	
CFDA 10.550	\$ 5,703			
CFDA 10.555	11,716			
CFDA 84.010	46,019			
CFDA 84.151	510			
CFDA 84.186	477			
	----- \$ 64,425 =====			
ISD 454 FAIRMONT		YES	YES	
CFDA 10.550	\$ 34,636			
CFDA 10.555	121,679			
CFDA 84.010	105,467			
CFDA 84.027	17,881			
CFDA 84.151	16,796			
CFDA 84.164	1,913			
CFDA 84.186	1,193			
	----- \$ 299,565 =====			
ISD 456 SHERBURN		YES	YES	
CFDA 10.550	\$ 15,634			
CFDA 10.555	36,355			
CFDA 84.010	15,992			
CFDA 84.151	4,060			
	----- \$ 72,041 =====			
ISD 457 TRIMONT		YES	YES	
CFDA 10.550	\$ 9,126			
CFDA 10.555	18,828			
CFDA 84.010	30,631			
CFDA 84.151	2,480			
CFDA 84.186	540			
	----- \$ 61,605 =====			
ISD 458 TRUMAN		YES	YES	
CFDA 10.550	\$ 9,651			
CFDA 10.555	21,443			
CFDA 84.010	52,681			
CFDA 84.151	4,145			
	----- \$ 87,920 =====			
ISD 459 WELCOME		YES		
CFDA 10.550	\$ 3,511			
CFDA 10.555	8,122			
CFDA 84.010	15,491			
CFDA 84.151	2,455			
	----- \$ 29,579 =====			
ISD 460 GRANADA-HUNTLEY		YES	YES	
CFDA 10.550	\$ 10,341			
CFDA 10.555	20,496			
CFDA 84.151	2,975			
CFDA 84.186	850			
	----- \$ 34,662 =====			
ISD 461 COSMOS		YES		
CFDA 10.550	\$ 8,313			

STATE OF MINNESOTA
OFFICE OF THE STATE AUDITOR
STATEWIDE SINGLE AUDIT
SUMMARY OF GRANT REVENUE
BY ADMINISTERING AGENCY
FOR THE YEAR ENDED JUNE 30, 1989

ADMINISTERING AGENCY	TOTAL	AUDIT REPORT ACCEPTABLE	ARE THERE CROSSCUTTING FINDINGS	IS THERE GRANT NONCOMPLIANCE
MN - DEPARTMENT OF EDUCATION				
ISD 461 COSMOS		YES		
CFDA 10.555	\$ 14,202			
CFDA 84.010	28,247			
CFDA 84.151	2,515			
CFDA 84.164	146			
	----- \$ 53,423 =====			
ISD 463 EDEN VALLEY		YES	YES	
CFDA 10.550	\$ 23,146			
CFDA 10.555	164,785			
CFDA 84.010	75,958			
CFDA 84.049	495			
CFDA 84.151	10,816			
CFDA 84.164	968			
CFDA 84.186	2,031			
	----- \$ 278,199 =====			
ISD 464 GROVE CITY		YES	YES	
CFDA 10.550	\$ 9,038			
CFDA 10.555	32,516			
CFDA 84.010	37,183			
CFDA 84.151	3,719			
CFDA 84.164	124			
CFDA 84.186	878			
	----- \$ 83,458 =====			
ISD 465 LITCHFIELD		YES	YES	
CFDA 10.550	\$ 25,066			
CFDA 10.555	87,018			
CFDA 84.010	154,231			
CFDA 84.049	500			
CFDA 84.151	15,090			
CFDA 84.186	7,368			
	----- \$ 289,273 =====			
ISD 466 DASSEL-COKATO		YES	YES	
CFDA 10.550	\$ 37,474			
CFDA 10.555	73,466			
CFDA 84.010	90,720			
CFDA 84.048	1,175			
CFDA 84.151	15,372			
CFDA 84.186	2,949			
	----- \$ 221,156 =====			
ISD 473 ISLE		YES		
CFDA 10.550	\$ 10,871			
CFDA 10.555	28,285			
CFDA 84.010	36,998			
CFDA 84.151	4,578			
CFDA 84.164	155			
	----- \$ 80,887 =====			
ISD 477 PRINCETON		YES		
CFDA 10.550	\$ 60,555			
CFDA 10.555	149,524			
CFDA 84.010	135,182			
CFDA 84.151	24,228			

STATE OF MINNESOTA
 OFFICE OF THE STATE AUDITOR
 STATEWIDE SINGLE AUDIT
 SUMMARY OF GRANT REVENUE
 BY ADMINISTERING AGENCY
 FOR THE YEAR ENDED JUNE 30, 1989

<u>ADMINISTERING AGENCY</u>	<u>TOTAL</u>	<u>AUDIT REPORT ACCEPTABLE</u>	<u>ARE THERE CROSSCUTTING FINDINGS</u>	<u>IS THERE GRANT NONCOMPLIANCE</u>
MN - DEPARTMENT OF EDUCATION				
ISD 477 PRINCETON		YES		
CFDA 84.164	\$ 2,000			
CFDA 84.186	6,807			

	\$ 378,296			
	=====			
ISD 480 ONAMIA		YES	YES	
CFDA 10.550	\$ 18,783			
CFDA 10.555	83,184			
CFDA 84.010	98,861			
CFDA 84.151	8,854			
CFDA 84.164	935			

	\$ 210,617			
	=====			
ISD 482 LITTLE FALLS		YES	YES	
CFDA 10.550	\$ 63,784			
CFDA 10.553	29,072			
CFDA 10.555	253,936			
CFDA 84.010	309,818			
CFDA 84.151	33,743			
CFDA 84.164	14,415			
CFDA 84.186	9,079			

	\$ 713,847			
	=====			
ISD 484 PIERZ		YES		
CFDA 10.550	\$ 18,588			
CFDA 10.555	86,758			
CFDA 84.010	242,568			
CFDA 84.048	279			
CFDA 84.151	11,834			
CFDA 84.164	1,570			
CFDA 84.186	3,031			

	\$ 364,628			
	=====			
ISD 485 ROYALTON		YES	YES	
CFDA 10.550	\$ 19,583			
CFDA 10.555	60,786			
CFDA 84.010	122,620			
CFDA 84.151	13,494			
CFDA 84.186	987			

	\$ 217,470			
	=====			
ISD 486 SWANVILLE		YES	YES	
CFDA 10.550	\$ 13,036			
CFDA 10.555	35,682			
CFDA 84.010	63,607			
CFDA 84.151	4,463			
CFDA 84.186	1,125			

	\$ 117,913			
	=====			
ISD 487 UPSALA		YES	YES	
CFDA 10.550	\$ 18,249			
CFDA 10.555	33,413			
CFDA 84.010	83,397			
CFDA 84.151	4,364			
CFDA 84.186	1,112			

	\$ 140,535			
	=====			

STATE OF MINNESOTA
OFFICE OF THE STATE AUDITOR
STATEWIDE SINGLE AUDIT
SUMMARY OF GRANT REVENUE
BY ADMINISTERING AGENCY
FOR THE YEAR ENDED JUNE 30, 1989

ADMINISTERING AGENCY	TOTAL	AUDIT REPORT ACCEPTABLE	ARE THERE CROSSCUTTING FINDINGS	IS THERE GRANT NONCOMPLIANCE
MN - DEPARTMENT OF EDUCATION				
ISD 492 AUSTIN		YES		YES
CFDA 10.550	\$ 56,508			
CFDA 10.555	209,306			
CFDA 10.558	7,493			
CFDA 84.002	6,000			
CFDA 84.009	866			
CFDA 84.010	344,462			
CFDA 84.027	135,953			
CFDA 84.146	5,324			
CFDA 84.151	35,466			
CFDA 84.173	8,934			
CFDA 84.181	450			
CFDA 84.186	4,209			
	----- \$ 814,971 =====			
ISD 495 GRAND MEADOW		YES		
CFDA 10.550	\$ 6,927			
CFDA 10.555	12,401			
CFDA 84.010	33,953			
CFDA 84.151	3,150			
	----- \$ 56,431 =====			
ISD 497 LYLE		YES		YES
CFDA 10.550	\$ 17,530			
CFDA 10.555	8,269			
CFDA 84.010	36,218			
CFDA 84.151	2,664			
	----- \$ 64,681 =====			
ISD 499 LEROY		YES		YES
CFDA 10.550	\$ 9,920			
CFDA 10.555	26,310			
CFDA 84.010	44,910			
CFDA 84.048	69			
CFDA 84.151	196			
	----- \$ 81,405 =====			
ISD 500 SOUTHLAND		YES		
CFDA 10.550	\$ 15,696			
CFDA 10.555	42,528			
CFDA 84.010	75,672			
CFDA 84.048	186			
CFDA 84.151	7,176			
CFDA 84.164	844			
	----- \$ 142,102 =====			
ISD 504 SLAYTON		YES		YES
CFDA 10.550	\$ 22,244			
CFDA 10.553	2,223			
CFDA 10.555	53,082			
CFDA 10.556	1,045			
CFDA 84.010	101,788			
CFDA 84.027	20,570			
CFDA 84.151	19,587			
CFDA 84.164	1,025			
CFDA 84.186	1,954			
	----- \$ 223,518 =====			

STATE OF MINNESOTA
OFFICE OF THE STATE AUDITOR
STATEWIDE SINGLE AUDIT
SUMMARY OF GRANT REVENUE
BY ADMINISTERING AGENCY
FOR THE YEAR ENDED JUNE 30, 1989

ADMINISTERING AGENCY	TOTAL	AUDIT REPORT ACCEPTABLE	ARE THERE CROSSCUTTING FINDINGS	IS THERE GRANT NONCOMPLIANCE
MN - DEPARTMENT OF EDUCATION				
ISD 505 FULDA		YES		
CFDA 10.550	\$ 12,027			
CFDA 10.555	37,396			
CFDA 84.010	75,683			
CFDA 84.151	6,126			
CFDA 84.164	472			
CFDA 84.186	640			

	\$ 132,344			
	=====			
ISD 507 NICOLLET		YES		
CFDA 10.550	\$ 12,422			
CFDA 10.555	19,312			
CFDA 84.002	332			
CFDA 84.010	28,510			
CFDA 84.151	5,077			

	\$ 65,653			
	=====			
ISD 508 ST PETER		YES	YES	
CFDA 10.550	\$ 21,213			
CFDA 10.555	65,580			
CFDA 84.009	2,597			
CFDA 84.010	132,511			
CFDA 84.151	13,287			
CFDA 84.164	1,896			
CFDA 84.186	4,757			

	\$ 241,841			
	=====			
ISD 511 ADRIAN		YES	YES	
CFDA 10.550	\$ 14,665			
CFDA 10.555	31,001			
CFDA 84.010	97,011			
CFDA 84.151	5,709			

	\$ 148,386			
	=====			
ISD 513 BREWSTER		YES		
CFDA 10.550	\$ 4,934			
CFDA 10.555	8,995			
CFDA 84.010	22,288			
CFDA 84.151	1,359			

	\$ 37,576			
	=====			
ISD 514 ELLSWORTH		YES	YES	
CFDA 10.550	\$ 7,812			
CFDA 10.555	14,555			
CFDA 84.010	25,972			
CFDA 84.151	520			
CFDA 84.164	321			
CFDA 84.186	227			

	\$ 49,407			
	=====			
ISD 516 ROUND LAKE		YES		
CFDA 10.550	\$ 9,899			
CFDA 10.555	10,754			
CFDA 84.151	1,877			

	\$ 22,530			
	=====			

STATE OF MINNESOTA
 OFFICE OF THE STATE AUDITOR
 STATEWIDE SINGLE AUDIT
 SUMMARY OF GRANT REVENUE
 BY ADMINISTERING AGENCY
 FOR THE YEAR ENDED JUNE 30, 1989

<u>ADMINISTERING AGENCY</u>	<u>TOTAL</u>	<u>AUDIT REPORT ACCEPTABLE</u>	<u>ARE THERE CROSSCUTTING FINDINGS</u>	<u>IS THERE GRANT NONCOMPLIANCE</u>
MN - DEPARTMENT OF EDUCATION				
ISD 518 WORTHINGTON		YES		
CFDA 10.550	\$ 38,150			
CFDA 10.553	4,417			
CFDA 10.555	179,491			
CFDA 10.556	4,267			
CFDA 84.002	13,817			
CFDA 84.010	165,584			
CFDA 84.048	1,605			
CFDA 84.151	23,913			
CFDA 84.164	1,000			
CFDA 84.186	1,000			

	\$ 433,244			
	=====			
ISD 521 ADA		YES	YES	
CFDA 10.550	\$ 16,356			
CFDA 10.555	40,220			
CFDA 84.010	56,415			
CFDA 84.151	5,329			
CFDA 84.155	23,900			
CFDA 84.164	647			

	\$ 142,867			
	=====			
ISD 522 BORUP		YES	YES	
CFDA 10.550	\$ 5,904			
CFDA 10.555	9,414			
CFDA 84.010	15,504			
CFDA 84.151	2,131			

	\$ 32,953			
	=====			
ISD 523 GARY		YES		
CFDA 10.550	\$ 5,632			
CFDA 10.555	21,054			
CFDA 84.010	44,175			
CFDA 84.151	2,083			

	\$ 72,944			
	=====			
ISD 524 HALSTAD		YES	YES	
CFDA 10.550	\$ 3,627			
CFDA 10.555	11,517			
CFDA 10.559	38,568			
CFDA 84.011	1,545			
CFDA 84.151	84,778			

	\$ 140,035			
	=====			
ISD 525 HENDRUM		YES	YES	
CFDA 10.550	\$ 7,498			
CFDA 10.555	22,198			
CFDA 84.010	26,611			
CFDA 84.151	2,141			

	\$ 58,448			
	=====			
ISD 526 TWIN VALLEY		YES	YES	
CFDA 10.550	\$ 14,202			
CFDA 10.555	36,012			
CFDA 84.010	31,359			
CFDA 84.151	3,744			

	\$ 85,317			
	=====			

STATE OF MINNESOTA
 OFFICE OF THE STATE AUDITOR
 STATEWIDE SINGLE AUDIT
 SUMMARY OF GRANT REVENUE
 BY ADMINISTERING AGENCY
 FOR THE YEAR ENDED JUNE 30, 1989

<u>ADMINISTERING AGENCY</u>	<u>TOTAL</u>	<u>AUDIT REPORT ACCEPTABLE</u>	<u>ARE THERE CROSSCUTTING FINDINGS</u>	<u>IS THERE GRANT NONCOMPLIANCE</u>
MN - DEPARTMENT OF EDUCATION				
ISD 531 BYRON		YES	YES	
CFDA 10.550	\$ 24,295			
CFDA 10.555	34,650			
CFDA 84.010	33,266			
CFDA 84.151	10,774			
CFDA 84.155	23,900			

	\$ 126,885			
	=====			
ISD 533 DOVER-EYOTA		YES	YES	
CFDA 10.550	\$ 20,188			
CFDA 10.555	46,906			
CFDA 84.010	57,088			
CFDA 84.151	10,481			
CFDA 84.186	424			

	\$ 135,087			
	=====			
ISD 534 STEWARTVILLE		YES		
CFDA 10.550	\$ 28,636			
CFDA 10.555	57,066			
CFDA 10.556	1,769			
CFDA 84.010	59,025			
CFDA 84.151	14,152			
CFDA 84.186	1,633			

	\$ 162,281			
	=====			
ISD 535 ROCHESTER		YES	YES	
CFDA 10.550	\$ 180,385			
CFDA 10.555	465,627			
CFDA 10.556	18,833			
CFDA 84.002	17,063			
CFDA 84.010	358,652			
CFDA 84.027	359,889			
CFDA 84.048	40,036			
CFDA 84.133	6,038			
CFDA 84.146	106,254			
CFDA 84.151	95,998			
CFDA 84.164	13,591			
CFDA 84.181	200			
CFDA 84.186	33,057			

	\$ 1,695,623			
	=====			
ISD 542 BATTLE LAKE		YES	YES	
CFDA 10.550	\$ 12,567			
CFDA 10.555	35,180			
CFDA 84.010	59,756			
CFDA 84.151	4,942			

	\$ 112,445			
	=====			
ISD 543 DEER CREEK		YES	YES	
CFDA 10.550	\$ 6,212			
CFDA 10.555	25,927			
CFDA 84.010	44,103			
CFDA 84.151	2,727			

	\$ 78,969			
	=====			
ISD 544 FERGUS FALLS		YES		
CFDA 10.550	\$ 41,458			

STATE OF MINNESOTA
OFFICE OF THE STATE AUDITOR
STATEWIDE SINGLE AUDIT
SUMMARY OF GRANT REVENUE
BY ADMINISTERING AGENCY
FOR THE YEAR ENDED JUNE 30, 1989

ADMINISTERING AGENCY	TOTAL	AUDIT REPORT ACCEPTABLE	ARE THERE CROSSCUTTING FINDINGS	IS THERE GRANT NONCOMPLIANCE
MN - DEPARTMENT OF EDUCATION				
ISD 544 FERGUS FALLS		YES		
CFDA 10.555	\$ 126,033			
CFDA 84.009	7,790			
CFDA 84.010	166,509			
CFDA 84.048	2,073			
CFDA 84.151	23,051			
CFDA 84.186	8,452			
	----- \$ 375,366 =====			
ISD 545 HENNING		YES		
CFDA 10.550	\$ 9,059			
CFDA 10.555	29,379			
CFDA 84.010	53,448			
CFDA 84.151	10,260			
	----- \$ 102,146 =====			
ISD 547 PARKERS PRAIRIE		YES		
CFDA 10.550	\$ 11,492			
CFDA 10.555	55,543			
CFDA 17.250	1,339			
CFDA 84.010	105,865			
CFDA 84.151	7,037			
	----- \$ 181,276 =====			
ISD 548 PELICAN RAPIDS		YES		
CFDA 10.550	\$ 20,174			
CFDA 10.555	81,876			
CFDA 84.010	111,526			
CFDA 84.146	1,870			
CFDA 84.151	10,146			
	----- \$ 225,592 =====			
ISD 549 PERHAM		YES	YES	
CFDA 10.550	\$ 33,307			
CFDA 10.555	110,805			
CFDA 84.010	131,991			
CFDA 84.151	13,326			
	----- \$ 289,429 =====			
ISD 550 UNDERWOOD		YES	YES	
CFDA 10.550	\$ 12,448			
CFDA 10.555	36,344			
CFDA 84.010	39,270			
CFDA 84.151	4,703			
CFDA 84.186	1,072			
	----- \$ 93,837 =====			
ISD 553 NEW YORK MILLS		YES		
CFDA 10.550	\$ 18,300			
CFDA 10.555	73,906			
CFDA 84.010	87,488			
CFDA 84.048	2,390			
CFDA 84.151	8,525			
	----- \$ 190,609 =====			

STATE OF MINNESOTA
 OFFICE OF THE STATE AUDITOR
 STATEWIDE SINGLE AUDIT
 SUMMARY OF GRANT REVENUE
 BY ADMINISTERING AGENCY
 FOR THE YEAR ENDED JUNE 30, 1989

<u>ADMINISTERING AGENCY</u>	<u>TOTAL</u>	<u>AUDIT REPORT ACCEPTABLE</u>	<u>ARE THERE CROSSCUTTING FINDINGS</u>	<u>IS THERE GRANT NONCOMPLIANCE</u>
MN - DEPARTMENT OF EDUCATION				
ISD 561 GOODRIDGE		YES	YES	
CFDA 10.550	\$ 9,405			
CFDA 10.555	43,325			
CFDA 84.010	57,737			
CFDA 84.151	2,543			

	\$ 113,010			
	=====			
ISD 564 THIEF RIVER FALLS		YES	YES	
CFDA 10.550	\$ 39,769			
CFDA 10.555	131,497			
CFDA 84.010	160,218			
CFDA 84.027	81,196			
CFDA 84.151	37,514			
CFDA 84.186	1,893			

	\$ 452,087			
	=====			
ISD 570 FINLAYSON		YES		
CFDA 10.550	\$ 5,981			
CFDA 10.555	16,167			
CFDA 84.010	12,188			
CFDA 84.151	2,717			

	\$ 37,053			
	=====			
ISD 573 HINCKLEY		YES		
CFDA 10.550	\$ 22,825			
CFDA 10.555	80,815			
CFDA 84.151	10,554			

	\$ 114,194			
	=====			
ISD 576 SANDSTONE		YES		
CFDA 10.550	\$ 6,443			
CFDA 10.555	58,810			
CFDA 84.010	85,162			
CFDA 84.027	123,636			
CFDA 84.151	9,077			
CFDA 84.155	10,920			
CFDA 84.173	6,938			
CFDA 84.186	629			

	\$ 301,615			
	=====			
ISD 577 WILLOW RIVER		YES	YES	
CFDA 10.550	\$ 7,031			
CFDA 10.555	33,582			
CFDA 84.010	50,476			
CFDA 84.151	5,008			

	\$ 96,097			
	=====			
ISD 578 PINE CITY		YES		
CFDA 10.550	\$ 27,456			
CFDA 10.555	103,932			
CFDA 84.002	47			
CFDA 84.010	133,704			
CFDA 84.027	5,149			
CFDA 84.151	11,714			
CFDA 84.164	3,487			
CFDA 84.186	3,980			

	\$ 289,469			
	=====			

STATE OF MINNESOTA
OFFICE OF THE STATE AUDITOR
STATEWIDE SINGLE AUDIT
SUMMARY OF GRANT REVENUE
BY ADMINISTERING AGENCY
FOR THE YEAR ENDED JUNE 30, 1989

ADMINISTERING AGENCY	TOTAL	AUDIT REPORT ACCEPTABLE	ARE THERE CROSSCUTTING FINDINGS	IS THERE GRANT NONCOMPLIANCE
MN - DEPARTMENT OF EDUCATION				
ISD 581 EDGERTON		YES	YES	
CFDA 10.550	\$ 10,374			
CFDA 10.555	24,547			
CFDA 84.010	54,962			
CFDA 84.151	5,539			

	\$ 95,422			
	=====			
ISD 582 JASPER		YES		
CFDA 10.550	\$ 6,538			
CFDA 10.555	14,551			
CFDA 84.010	30,354			
CFDA 84.151	2,306			

	\$ 53,749			
	=====			
ISD 583 PIPESTONE		YES		
CFDA 10.550	\$ 25,667			
CFDA 10.555	73,691			
CFDA 84.002	7,082			
CFDA 84.010	184,188			
CFDA 84.027	17,160			
CFDA 84.048	5,532			
CFDA 84.151	12,225			
CFDA 84.164	354			
CFDA 84.186	3,150			

	\$ 329,049			
	=====			
ISD 584 RUTHTON		YES		
CFDA 10.550	\$ 9,423			
CFDA 10.555	34,031			
CFDA 84.010	146,405			
CFDA 84.027	10,395			
CFDA 84.151	2,615			

	\$ 202,869			
	=====			
ISD 592 CLIMAX		YES	YES	
CFDA 10.550	\$ 7,615			
CFDA 10.555	18,788			
CFDA 84.010	18,893			
CFDA 84.151	2,179			

	\$ 47,475			
	=====			
ISD 593 CROOKSTON		YES	YES	
CFDA 10.550	\$ 43,159			
CFDA 10.555	132,887			
CFDA 84.010	130,803			
CFDA 84.011	23,063			
CFDA 84.027	52,078			
CFDA 84.151	20,254			
CFDA 84.155	23,900			
CFDA 84.186	5,299			

	\$ 431,443			
	=====			
ISD 595 EAST GRAND FORKS		YES		
CFDA 10.550	\$ 32,946			
CFDA 10.555	125,595			
CFDA 84.010	141,103			
CFDA 84.146	317			

STATE OF MINNESOTA
OFFICE OF THE STATE AUDITOR
STATEWIDE SINGLE AUDIT
SUMMARY OF GRANT REVENUE
BY ADMINISTERING AGENCY
FOR THE YEAR ENDED JUNE 30, 1989

ADMINISTERING AGENCY	TOTAL	AUDIT REPORT ACCEPTABLE	ARE THERE CROSSCUTTING FINDINGS	IS THERE GRANT NONCOMPLIANCE
MN - DEPARTMENT OF EDUCATION				
ISD 595 EAST GRAND FORKS		YES		
CFDA 84.151	\$ 17,208			
CFDA 84.164	2,529			
CFDA 84.186	322			

	\$ 320,020			
	=====			
ISD 597 ERSKINE		YES	YES	
CFDA 10.550	\$ 7,599			
CFDA 10.555	24,209			
CFDA 84.010	24,521			
CFDA 84.151	2,069			

	\$ 58,398			
	=====			
ISD 599 FERTILE		YES	YES	
CFDA 10.550	\$ 16,132			
CFDA 10.555	44,635			
CFDA 84.010	42,000			
CFDA 84.151	5,228			

	\$ 107,995			
	=====			
ISD 600 FISHER		YES	YES	
CFDA 10.550	\$ 6,920			
CFDA 10.555	12,172			
CFDA 84.010	22,544			
CFDA 84.151	2,158			

	\$ 43,794			
	=====			
ISD 601 FOSSTON		YES	YES	
CFDA 10.550	\$ 18,677			
CFDA 10.555	62,610			
CFDA 84.010	95,165			
CFDA 84.151	5,401			

	\$ 181,853			
	=====			
ISD 603 MCINTOSH		YES	YES	
CFDA 10.550	\$ 8,425			
CFDA 10.555	19,867			
CFDA 84.010	46,460			
CFDA 84.151	3,364			

	\$ 78,116			
	=====			
ISD 604 MENTOR		YES	YES	
CFDA 10.550	\$ 3,158			
CFDA 10.555	9,127			
CFDA 84.010	16,637			
CFDA 84.151	965			

	\$ 29,887			
	=====			
ISD 611 CYRUS		YES	YES	
CFDA 10.550	\$ 4,669			
CFDA 10.555	8,942			
CFDA 84.010	20,292			
CFDA 84.151	1,704			
CFDA 84.186	434			

	\$ 36,041			
	=====			

STATE OF MINNESOTA
OFFICE OF THE STATE AUDITOR
STATEWIDE SINGLE AUDIT
SUMMARY OF GRANT REVENUE
BY ADMINISTERING AGENCY
FOR THE YEAR ENDED JUNE 30, 1989

ADMINISTERING AGENCY	TOTAL	AUDIT REPORT ACCEPTABLE	ARE THERE CROSSCUTTING FINDINGS	IS THERE GRANT NONCOMPLIANCE
MN - DEPARTMENT OF EDUCATION				
ISD 612 GLENWOOD		YES	YES	
CFDA 10.550	\$ 23,269			
CFDA 10.555	69,121			
CFDA 84.010	86,784			
CFDA 84.151	9,642			

	\$ 188,816			
	=====			
ISD 614 STARBUCK		YES	YES	
CFDA 10.550	\$ 9,627			
CFDA 10.555	26,560			
CFDA 84.010	45,939			
CFDA 84.151	4,188			

	\$ 86,314			
	=====			
ISD 615 VILLARD		YES	YES	
CFDA 10.550	\$ 6,576			
CFDA 10.555	18,310			
CFDA 84.010	26,209			
CFDA 84.151	2,229			

	\$ 53,324			
	=====			
ISD 621 MOUNDS VIEW		YES	YES	
CFDA 10.550	\$ 223,421			
CFDA 10.553	1,242			
CFDA 10.555	257,205			
CFDA 84.002	30,839			
CFDA 84.010	304,458			
CFDA 84.027	302,216			
CFDA 84.048	36,724			
CFDA 84.146	2,535			
CFDA 84.151	112,710			
CFDA 84.164	9,753			
CFDA 84.173	27,700			
CFDA 84.186	32,139			

	\$ 1,340,942			
	=====			
ISD 622 NORTH ST PAUL-MAPLEWOOD		YES		YES
CFDA 10.550	\$ 184,904			
CFDA 10.555	314,484			
CFDA 10.556	11,018			
CFDA 84.002	4,157			
CFDA 84.010	303,553			
CFDA 84.027	326,900			
CFDA 84.048	9,773			
CFDA 84.151	81,454			
CFDA 84.164	6,576			
CFDA 84.186	38,401			

	\$ 1,281,220			
	=====			
ISD 623 ROSEVILLE		YES		
CFDA 10.550	\$ 93,701			
CFDA 10.555	220,054			
CFDA 84.002	6,147			
CFDA 84.010	207,844			
CFDA 84.027	213,644			
CFDA 84.048	15,992			
CFDA 84.151	57,441			
CFDA 84.155	5,181			

STATE OF MINNESOTA
 OFFICE OF THE STATE AUDITOR
 STATEWIDE SINGLE AUDIT
 SUMMARY OF GRANT REVENUE
 BY ADMINISTERING AGENCY
 FOR THE YEAR ENDED JUNE 30, 1989

ADMINISTERING AGENCY	TOTAL	AUDIT REPORT ACCEPTABLE	ARE THERE CROSSCUTTING FINDINGS	IS THERE GRANT NONCOMPLIANCE
MN - DEPARTMENT OF EDUCATION				
ISD 623 ROSEVILLE		YES		
CFDA 84.164	\$ 5,595			
CFDA 84.181	8,773			
CFDA 84.186	19,354			

	\$ 853,726			
	=====			
ISD 624 WHITE BEAR LAKE		YES	YES	
CFDA 10.550	\$ 119,439			
CFDA 10.553	2,076			
CFDA 10.555	213,705			
CFDA 84.010	195,681			
CFDA 84.027	171,189			YES
CFDA 84.048	8,310			
CFDA 84.146	951			
CFDA 84.151	55,992			
CFDA 84.164	6,843			
CFDA 84.173	13,539			
CFDA 84.186	19,225			

	\$ 806,950			
	=====			
ISD 625 ST PAUL		YES		
CFDA 10.550	\$ 544,944			
CFDA 10.553	582,940			
CFDA 10.555	2,867,129			
CFDA 10.556	40,933			
CFDA 10.558	4,267			
CFDA 10.559	254,844			
CFDA 84.002	217,525			
CFDA 84.009	6,130			
CFDA 84.010	3,907,147			
CFDA 84.011	73,232			
CFDA 84.013	129,498			
CFDA 84.027	1,439,115			
CFDA 84.048	60,060			
CFDA 84.146	172,194			
CFDA 84.151	369,920			
CFDA 84.164	94,774			
CFDA 84.181	13,478			
CFDA 84.186	149,157			
CFDA 84.192	446			

	\$ 10,927,733			
	=====			
ISD 627 OKLEE		YES	YES	
CFDA 10.550	\$ 9,443			
CFDA 10.555	41,443			
CFDA 84.010	35,471			
CFDA 84.151	3,232			

	\$ 89,589			
	=====			
ISD 628 PLUMMER		YES	YES	
CFDA 10.550	\$ 6,407			
CFDA 10.553	761			
CFDA 10.555	24,591			
CFDA 84.010	49,910			
CFDA 84.151	2,866			

	\$ 84,535			
	=====			

STATE OF MINNESOTA
OFFICE OF THE STATE AUDITOR
STATEWIDE SINGLE AUDIT
SUMMARY OF GRANT REVENUE
BY ADMINISTERING AGENCY
FOR THE YEAR ENDED JUNE 30, 1989

ADMINISTERING AGENCY	TOTAL	AUDIT REPORT ACCEPTABLE	ARE THERE CROSSCUTTING FINDINGS	IS THERE GRANT NONCOMPLIANCE
MN - DEPARTMENT OF EDUCATION				
ISD 630 RED LAKE FALLS		YES	YES	
CFDA 10.550	\$ 10,477			
CFDA 10.555	42,523			
CFDA 84.010	43,054			
CFDA 84.151	5,790			
	----- \$ 101,844 =====			
ISD 631 BELVIEW		YES		
CFDA 10.550	\$ 5,486			
CFDA 10.555	11,433			
CFDA 84.151	1,185			
	----- \$ 18,104 =====			
ISD 633 LAMBERTON		YES	YES	
CFDA 10.550	\$ 7,314			
CFDA 10.555	24,648			
CFDA 84.010	26,017			
CFDA 84.151	3,048			
	----- \$ 61,027 =====			
ISD 635 MILROY		YES	YES	
CFDA 10.550	\$ 6,234			
CFDA 10.555	10,145			
CFDA 84.010	16,522			
CFDA 84.151	1,804			
	----- \$ 34,705 =====			
ISD 636 MORGAN		YES	YES	
CFDA 10.550	\$ 5,066			
CFDA 10.555	10,336			
CFDA 84.010	51,419			
CFDA 84.151	3,551			
	----- \$ 70,372 =====			
ISD 637 REDWOOD FALLS		YES	YES	
CFDA 10.550	\$ 27,608			
CFDA 10.555	69,138			
CFDA 84.010	77,907			
CFDA 84.151	9,929			
CFDA 84.164	1,344			YES
	----- \$ 185,926 =====			YES
ISD 638 SANBORN		YES	YES	
CFDA 10.550	\$ 9,528			
CFDA 10.555	24,866			
CFDA 84.010	33,724			
CFDA 84.151	2,520			
	----- \$ 70,638 =====			
ISD 640 WABASSO		YES	YES	
CFDA 10.550	\$ 10,605			
CFDA 10.555	30,317			
CFDA 84.010	110,465			
CFDA 84.151	6,134			
CFDA 84.164	827			
	----- \$ 158,348 =====			

STATE OF MINNESOTA
 OFFICE OF THE STATE AUDITOR
 STATEWIDE SINGLE AUDIT
 SUMMARY OF GRANT REVENUE
 BY ADMINISTERING AGENCY
 FOR THE YEAR ENDED JUNE 30, 1989

<u>ADMINISTERING AGENCY</u>	<u>TOTAL</u>	<u>AUDIT REPORT ACCEPTABLE</u>	<u>ARE THERE CROSSCUTTING FINDINGS</u>	<u>IS THERE GRANT NONCOMPLIANCE</u>
MN - DEPARTMENT OF EDUCATION				
ISD 641 WALNUT GROVE		YES	YES	
CFDA 10.550	\$ 8,049			
CFDA 10.555	17,416			
CFDA 84.010	44,008			
CFDA 84.151	2,801			
CFDA 84.164	431			
CFDA 84.186	163			

	\$ 72,868			
	=====			
ISD 646 BIRD ISLAND		YES	YES	YES
CFDA 10.550	\$ 9,010			
CFDA 10.555	22,430			
CFDA 84.010	36,771			
CFDA 84.151	4,547			

	\$ 72,758			
	=====			
ISD 647 BUFFALO LAKE		YES	YES	
CFDA 10.550	\$ 6,715			
CFDA 10.555	15,171			
CFDA 84.010	33,987			
CFDA 84.151	2,518			

	\$ 58,391			
	=====			
ISD 648 DANUBE		YES	YES	
CFDA 10.550	\$ 9,557			
CFDA 10.555	26,546			
CFDA 84.010	47,307			
CFDA 84.151	2,919			
CFDA 84.164	417			
CFDA 84.186	2,378			

	\$ 89,124			
	=====			
ISD 649 FAIRFAX		YES		
CFDA 10.550	\$ 8,425			
CFDA 10.555	18,919			
CFDA 84.010	64,036			
CFDA 84.027	11,766			
CFDA 84.151	4,671			

	\$ 107,817			
	=====			
ISD 651 HECTOR		YES	YES	
CFDA 10.550	\$ 6,272			
CFDA 10.555	10,180			
CFDA 10.556	209			
CFDA 84.010	31,999			
CFDA 84.027	457			
CFDA 84.151	3,911			

	\$ 53,028			
	=====			
ISD 652 MORTON		YES	YES	
CFDA 10.550	\$ 4,109			
CFDA 10.553	2,737			
CFDA 10.555	11,809			
CFDA 10.556	152			
CFDA 84.010	22,721			
CFDA 84.151	1,673			

	\$ 43,201			
	=====			

STATE OF MINNESOTA
OFFICE OF THE STATE AUDITOR
STATEWIDE SINGLE AUDIT
SUMMARY OF GRANT REVENUE
BY ADMINISTERING AGENCY
FOR THE YEAR ENDED JUNE 30, 1989

ADMINISTERING AGENCY	TOTAL	AUDIT REPORT ACCEPTABLE	ARE THERE CROSSCUTTING FINDINGS	IS THERE GRANT NONCOMPLIANCE
MN - DEPARTMENT OF EDUCATION				
ISD 653 OLIVIA		YES	YES	
CFDA 10.550	\$ 15,849			YES
CFDA 10.555	33,295			
CFDA 84.010	50,468			
CFDA 84.151	5,258			
CFDA 84.164	705			
CFDA 84.186	3,142			
	----- \$ 108,717 =====			
ISD 654 RENVILLE		YES	YES	
CFDA 10.550	\$ 4,637			
CFDA 10.555	8,587			
CFDA 84.010	35,882			
CFDA 84.027	10,892			
CFDA 84.048	416			
CFDA 84.151	2,701			
	----- \$ 63,115 =====			
ISD 655 SACRED HEART		YES	YES	
CFDA 10.550	\$ 7,020			
CFDA 10.555	24,928			
CFDA 84.010	17,012			
CFDA 84.027	4,447			
CFDA 84.151	3,101			
CFDA 84.164	322			
CFDA 84.186	293			
	----- \$ 57,123 =====			
ISD 656 FARIBAULT		YES		
CFDA 10.550	\$ 82,743			
CFDA 10.555	218,563			
CFDA 84.002	12,124			
CFDA 84.009	3,920			
CFDA 84.010	200,241			
CFDA 84.027	316,596			
CFDA 84.038	3,292			
CFDA 84.048	22,407			
CFDA 84.049	14,227			
CFDA 84.151	66,337			
CFDA 84.164	4,737			
CFDA 84.186	12,983			
	----- \$ 958,170 =====			
ISD 657 MORRISTOWN		YES	YES	
CFDA 10.550	\$ 7,207			
CFDA 10.555	19,166			
CFDA 10.556	258			
CFDA 84.010	42,819			
CFDA 84.151	4,282			
	----- \$ 73,732 =====			
ISD 659 NORTHFIELD		YES	YES	
CFDA 10.550	\$ 39,763			
CFDA 10.553	1,474			
CFDA 10.555	87,352			
CFDA 84.010	129,025			
CFDA 84.146	951			
CFDA 84.151	44,338			

STATE OF MINNESOTA
OFFICE OF THE STATE AUDITOR
STATEWIDE SINGLE AUDIT
SUMMARY OF GRANT REVENUE
BY ADMINISTERING AGENCY
FOR THE YEAR ENDED JUNE 30, 1989

ADMINISTERING AGENCY	TOTAL	AUDIT REPORT ACCEPTABLE	ARE THERE CROSSCUTTING FINDINGS	IS THERE GRANT NONCOMPLIANCE
MN - DEPARTMENT OF EDUCATION				
ISD 659 NORTHFIELD		YES		YES
CFDA 84.186	\$ 3,494			

	\$ 306,397			
	=====			
ISD 669 MAGNOLIA		YES		YES
CFDA 10.550	\$ 3,456			
CFDA 10.555	8,995			
CFDA 84.010	23,814			
CFDA 84.151	1,105			

	\$ 37,370			
	=====			
ISD 670 LUVERNE		YES		YES
CFDA 10.550	\$ 34,148			
CFDA 10.555	72,455			
CFDA 84.010	102,005			
CFDA 84.151	9,131			
CFDA 84.164	1,320			
CFDA 84.186	3,050			

	\$ 222,109			
	=====			
ISD 671 HILLS-BEAVER CREEK		YES		YES
CFDA 10.550	\$ 12,471			
CFDA 10.555	30,820			
CFDA 84.010	53,157			
CFDA 84.151	8,290			

	\$ 104,738			
	=====			
ISD 676 BADGER		YES		
CFDA 10.550	\$ 4,588			
CFDA 10.555	20,029			
CFDA 84.010	25,263			
CFDA 84.151	2,157			

	\$ 52,037			
	=====			
ISD 678 GREENBUSH		YES		YES
CFDA 10.550	\$ 9,406			
CFDA 10.555	32,140			
CFDA 84.010	76,737			
CFDA 84.151	3,850			

	\$ 122,133			
	=====			
ISD 682 ROSEAU		YES		
CFDA 10.550	\$ 78,643			
CFDA 84.010	133,234			
CFDA 84.027	14,046			
CFDA 84.151	38,837			

	\$ 264,760			
	=====			
ISD 690 WARROAD		YES		YES
CFDA 84.010	\$ 34,930			
CFDA 84.151	9,471			
CFDA 10.555	81,817			
CFDA 84.027	26,524			
CFDA 84.003	285			
CFDA 84.186	2,640			
CFDA 10.550	29,323			

	\$ 184,990			
	=====			

STATE OF MINNESOTA
OFFICE OF THE STATE AUDITOR
STATEWIDE SINGLE AUDIT
SUMMARY OF GRANT REVENUE
BY ADMINISTERING AGENCY
FOR THE YEAR ENDED JUNE 30, 1989

ADMINISTERING AGENCY	TOTAL	AUDIT REPORT ACCEPTABLE	ARE THERE CROSSCUTTING FINDINGS	IS THERE GRANT NONCOMPLIANCE
MN - DEPARTMENT OF EDUCATION				
ISD 691 AURORA		YES	YES	
CFDA 10.550	\$ 28,499			
CFDA 10.555	82,619			
CFDA 84.010	88,972			
CFDA 84.027	40,545			
CFDA 84.151	13,254			
CFDA 84.173	2,078			
	----- \$ 255,967 =====			
ISD 692 BABBITT		YES	YES	
CFDA 10.550	\$ 12,713			
CFDA 10.555	39,879			
CFDA 84.010	19,751			
CFDA 84.027	20,644			
CFDA 84.151	9,738			
	----- \$ 102,725 =====			
ISD 693 BIWABIK		YES	YES	
CFDA 84.010	\$ 25,097			
CFDA 84.027	16,920			
CFDA 84.151	4,882			
CFDA 84.173	3,991			
	----- \$ 50,890 =====			
ISD 695 CHISHOLM		YES	YES	
CFDA 10.550	\$ 15,216			
CFDA 10.555	56,299			
CFDA 10.556	1,065			
CFDA 84.010	53,781			
CFDA 84.151	11,658			
CFDA 84.186	3,023			
	----- \$ 141,042 =====			
ISD 696 ELY		YES		
CFDA 10.550	\$ 15,487			
CFDA 10.555	48,393			
CFDA 10.556	1,062			
CFDA 84.010	44,249			
CFDA 84.027	19,662			
CFDA 84.151	8,888			
CFDA 84.186	1,173			
	----- \$ 138,914 =====			
ISD 697 EVELETH		YES		
CFDA 10.550	\$ 24,416			
CFDA 10.555	83,030			
CFDA 84.010	89,381			
CFDA 84.027	43,248			
CFDA 84.146	982			
CFDA 84.151	10,263			
CFDA 84.186	4,579			
	----- \$ 255,899 =====			
ISD 698 FLOODWOOD		YES		
CFDA 10.550	\$ 8,833			
CFDA 10.555	23,924			
CFDA 84.010	31,581			

STATE OF MINNESOTA
 OFFICE OF THE STATE AUDITOR
 STATEWIDE SINGLE AUDIT
 SUMMARY OF GRANT REVENUE
 BY ADMINISTERING AGENCY
 FOR THE YEAR ENDED JUNE 30, 1989

<u>ADMINISTERING AGENCY</u>	<u>TOTAL</u>	<u>AUDIT REPORT ACCEPTABLE</u>	<u>ARE THERE CROSSCUTTING FINDINGS</u>	<u>IS THERE GRANT NONCOMPLIANCE</u>
MN - DEPARTMENT OF EDUCATION				
ISD 698 FLOODWOOD		YES		
CFDA 84.048	\$ 36			
CFDA 84.151	3,321			

	\$ 67,695			
	=====			
ISD 699 GILBERT		YES		
CFDA 84.010	\$ 73,524			
CFDA 84.151	7,534			

	\$ 81,058			
	=====			
ISD 700 HERMANTOWN		YES	YES	
CFDA 10.550	\$ 27,869			
CFDA 10.555	61,698			
CFDA 84.010	31,403			
CFDA 84.151	10,300			
CFDA 84.155	23,900			
CFDA 84.164	1,116			

	\$ 156,286			
	=====			
ISD 701 HIBBING		YES	YES	
CFDA 10.550	\$ 44,132			
CFDA 10.553	5,143			
CFDA 10.555	159,043			YES
CFDA 10.556	2,884			
CFDA 84.010	176,068			
CFDA 84.151	44,589			
CFDA 84.164	3,617			
CFDA 84.186	10,333			

	\$ 445,809			
	=====			
ISD 704 PROCTOR		YES	YES	
CFDA 10.550	\$ 37,658			
CFDA 10.555	104,872			
CFDA 84.002	33,894			
CFDA 84.010	81,136			
CFDA 84.048	369			
CFDA 84.151	20,932			
CFDA 84.164	737			

	\$ 279,598			
	=====			
ISD 706 VIRGINIA		YES		
CFDA 10.550	\$ 16,077			
CFDA 10.555	80,829			
CFDA 84.010	150,934			
CFDA 84.027	36,894			
CFDA 84.151	22,018			

	\$ 306,752			
	=====			
ISD 707 NETT LAKE		YES	YES	
CFDA 10.550	\$ 3,274			
CFDA 10.553	4,879			
CFDA 10.555	15,832			
CFDA 84.010	24,423			
CFDA 84.027	13,303			
CFDA 84.151	2,884			
CFDA 84.164	5,734			

	\$ 70,329			
	=====			

STATE OF MINNESOTA
OFFICE OF THE STATE AUDITOR
STATEWIDE SINGLE AUDIT
SUMMARY OF GRANT REVENUE
BY ADMINISTERING AGENCY
FOR THE YEAR ENDED JUNE 30, 1989

ADMINISTERING AGENCY	TOTAL	AUDIT REPORT ACCEPTABLE	ARE THERE CROSSCUTTING FINDINGS	IS THERE GRANT NONCOMPLIANCE
MN - DEPARTMENT OF EDUCATION				
ISD 708 TOWER-SOUDAN		YES		YES
CFDA 10.556	\$ 3,302			
CFDA 84.010	21,967			
CFDA 84.027	17,688			
CFDA 84.151	3,279			
CFDA 84.173	4,498			
	----- \$ 50,734 =====			
ISD 709 DULUTH		YES		YES
CFDA 10.550	\$ 197,746			
CFDA 10.553	70,781			
CFDA 10.555	899,240			
CFDA 10.558	69,055			
CFDA 13.992	28,606			
CFDA 84.002	37,495			
CFDA 84.010	1,131,698			
CFDA 84.013	69,970			
CFDA 84.027	592,005			
CFDA 84.146	16,928			
CFDA 84.151	150,959			
CFDA 84.164	23,841			
CFDA 84.173	50,775			
CFDA 84.181	363			
CFDA 84.186	76,773			
	----- \$ 3,416,235 =====			
ISD 710 ST LOUIS COUNTY		YES		YES
CFDA 10.550	\$ 53,195			
CFDA 10.553	36,994			
CFDA 10.555	201,840			
CFDA 84.010	200,624			
CFDA 84.027	67,538			
CFDA 84.146	570			
CFDA 84.151	27,101			
CFDA 84.173	1,547			
	----- \$ 589,409 =====			
ISD 712 MOUNTAIN IRON-BUHL		YES		
CFDA 10.550	\$ 18,382			
CFDA 10.555	50,701			
CFDA 84.010	43,246			
CFDA 84.151	10,712			
CFDA 84.164	993			
	----- \$ 124,034 =====			
ISD 716 BELLE PLAINE		YES		YES
CFDA 10.550	\$ 13,931			
CFDA 10.555	33,432			
CFDA 84.010	43,507			
CFDA 84.151	9,203			
	----- \$ 100,073 =====			
ISD 717 JORDAN		YES		
CFDA 10.550	\$ 23,629			
CFDA 10.555	47,802			
CFDA 10.556	1,227			
CFDA 84.010	31,476			
CFDA 84.027	13,471			

STATE OF MINNESOTA
OFFICE OF THE STATE AUDITOR
STATEWIDE SINGLE AUDIT
SUMMARY OF GRANT REVENUE
BY ADMINISTERING AGENCY
FOR THE YEAR ENDED JUNE 30, 1989

ADMINISTERING AGENCY	TOTAL	AUDIT REPORT ACCEPTABLE	ARE THERE CROSSCUTTING FINDINGS	IS THERE GRANT NONCOMPLIANCE
MN - DEPARTMENT OF EDUCATION				
ISD 717 JORDAN		YES		
CFDA 84.151	\$ 8,275			
CFDA 84.164	490			

	\$ 126,370			
	=====			
ISD 719 PRIOR LAKE		YES	YES	
CFDA 10.550	\$ 52,735			
CFDA 10.555	74,626			
CFDA 84.010	67,488			
CFDA 84.151	22,349			
CFDA 84.164	2,538			
CFDA 84.186	8,625			

	\$ 228,361			
	=====			
ISD 720 SHAKOPEE		YES		
CFDA 10.550	\$ 48,167			
CFDA 10.555	67,653			
CFDA 84.010	101,209			
CFDA 84.151	19,183			
CFDA 84.164	1,000			

	\$ 237,212			
	=====			
ISD 721 NEW PRAGUE		YES	YES	
CFDA 10.550	\$ 35,177			
CFDA 10.555	62,249			
CFDA 84.010	74,304			
CFDA 84.151	15,592			
CFDA 84.164	5,256			

	\$ 192,578			
	=====			
ISD 726 BECKER		YES		
CFDA 10.550	\$ 18,495			
CFDA 10.555	40,441			
CFDA 84.010	22,334			
CFDA 84.151	5,299			

	\$ 86,569			
	=====			
ISD 727 BIG LAKE		YES	YES	
CFDA 10.550	\$ 21,070			
CFDA 10.555	48,443			YES
CFDA 10.556	1,154			
CFDA 84.010	65,424			
CFDA 84.151	10,339			

	\$ 146,430			
	=====			
ISD 728 ELK RIVER		YES	YES	
CFDA 10.550	\$ 103,218			
CFDA 10.555	198,994			
CFDA 10.556	7,688			
CFDA 84.010	171,726			
CFDA 84.048	9,766			
CFDA 84.146	1,046			
CFDA 84.151	54,836			
CFDA 84.164	1,600			
CFDA 84.186	15,480			

	\$ 564,354			
	=====			

STATE OF MINNESOTA
OFFICE OF THE STATE AUDITOR
STATEWIDE SINGLE AUDIT
SUMMARY OF GRANT REVENUE
BY ADMINISTERING AGENCY
FOR THE YEAR ENDED JUNE 30, 1989

ADMINISTERING AGENCY	TOTAL	AUDIT REPORT ACCEPTABLE	ARE THERE CROSSCUTTING FINDINGS	IS THERE GRANT NONCOMPLIANCE
MN - DEPARTMENT OF EDUCATION				
ISD 731 ARLINGTON		YES		
CFDA 10.550	\$ 15,590			
CFDA 10.555	40,981			
CFDA 84.010	82,413			
CFDA 84.011	1,929			
CFDA 84.151	6,429			
CFDA 84.164	1,560			

	\$ 148,902			
	=====			
ISD 732 GAYLORD		YES	YES	
CFDA 10.550	\$ 19,361			
CFDA 10.555	27,736			
CFDA 10.556	726			
CFDA 84.010	31,773			
CFDA 84.151	4,397			

	\$ 83,993			
	=====			
ISD 733 GIBBON		YES		
CFDA 10.550	\$ 9,170			
CFDA 10.555	18,644			
CFDA 84.010	18,676			
CFDA 84.027	2,598			
CFDA 84.151	3,241			

	\$ 52,329			
	=====			
ISD 734 HENDERSON		YES		
CFDA 10.550	\$ 5,996			
CFDA 10.555	16,070			
CFDA 84.010	31,613			
CFDA 84.151	2,839			

	\$ 56,518			
	=====			
ISD 735 WINTHROP		YES		
CFDA 10.550	\$ 7,849			
CFDA 10.555	13,709			
CFDA 84.010	100,745			
CFDA 84.027	4,286			
CFDA 84.151	4,412			

	\$ 131,001			
	=====			
ISD 736 BELGRADE-ELROSA		YES	YES	
CFDA 10.550	\$ 14,652			
CFDA 10.555	57,478			
CFDA 84.010	91,049			
CFDA 84.151	6,669			

	\$ 169,848			
	=====			
ISD 737 BROOTEN		YES	YES	
CFDA 10.550	\$ 14,158			
CFDA 10.555	43,848			
CFDA 84.010	72,300			
CFDA 84.011	4,151			
CFDA 84.151	4,431			

	\$ 138,888			
	=====			

STATE OF MINNESOTA
OFFICE OF THE STATE AUDITOR
STATEWIDE SINGLE AUDIT
SUMMARY OF GRANT REVENUE
BY ADMINISTERING AGENCY
FOR THE YEAR ENDED JUNE 30, 1989

ADMINISTERING AGENCY	TOTAL	AUDIT REPORT ACCEPTABLE	ARE THERE CROSSCUTTING FINDINGS	IS THERE GRANT NONCOMPLIANCE
MN - DEPARTMENT OF EDUCATION				
ISD 738 HOLDINGFORD		YES	YES	
CFDA 10.550	\$ 24,066			
CFDA 10.555	61,347			
CFDA 10.556	766			
CFDA 84.010	109,843			
CFDA 84.151	9,628			
CFDA 84.186	3,236			

	\$ 208,886			
	=====			
ISD 739 KIMBALL		YES	YES	
CFDA 10.550	\$ 20,748			
CFDA 10.555	62,820			
CFDA 84.010	112,570			
CFDA 84.151	6,773			
CFDA 84.186	1,528			

	\$ 204,439			
	=====			
ISD 740 MELROSE		YES	YES	
CFDA 10.550	\$ 27,114			
CFDA 10.555	74,115			
CFDA 10.556	2,251			
CFDA 84.010	228,926			
CFDA 84.027	13,600			
CFDA 84.151	13,017			

	\$ 359,023			
	=====			
ISD 741 PAYNESVILLE		YES	YES	
CFDA 84.151	\$ 12,271			
CFDA 84.010	97,733			
CFDA 10.550	26,270			
CFDA 10.555	81,632			
CFDA 84.186	1,229			

	\$ 219,135			
	=====			
ISD 742 ST CLOUD		YES	YES	
CFDA 10.550	\$ 192,891			
CFDA 10.555	498,004			
CFDA 10.556	13,996			
CFDA 84.002	15,751			
CFDA 84.010	501,419			
CFDA 84.027	356,390			
CFDA 84.048	21,766			
CFDA 84.146	16,003			
CFDA 84.151	126,596			
CFDA 84.164	10,784			
CFDA 84.186	24,299			

	\$ 1,777,899			
	=====			
ISD 743 SAUK CENTRE		YES	YES	
CFDA 10.550	\$ 19,229			
CFDA 10.555	69,389			
CFDA 84.010	163,759			
CFDA 84.027	170,625			
CFDA 84.151	11,427			
CFDA 84.164	771			
CFDA 84.173	31,341			

	\$ 466,541			
	=====			

STATE OF MINNESOTA
OFFICE OF THE STATE AUDITOR
STATEWIDE SINGLE AUDIT
SUMMARY OF GRANT REVENUE
BY ADMINISTERING AGENCY
FOR THE YEAR ENDED JUNE 30, 1989

ADMINISTERING AGENCY	TOTAL	AUDIT REPORT ACCEPTABLE	ARE THERE CROSSCUTTING FINDINGS	IS THERE GRANT NONCOMPLIANCE
MN - DEPARTMENT OF EDUCATION				
ISD 745 ALBANY		YES		
CFDA 10.550	\$ 41,652			
CFDA 10.555	105,564			
CFDA 84.010	172,528			
CFDA 84.151	14,888			
CFDA 84.164	1,955			
CFDA 84.186	4,256			

	\$ 340,843			
	=====			
ISD 748 SARTELL		YES		
CFDA 10.550	\$ 17,558			
CFDA 10.555	51,477			
CFDA 10.556	2,484			
CFDA 84.010	28,330			
CFDA 84.027	10,929			
CFDA 84.048	258			
CFDA 84.151	10,204			
CFDA 84.186	4,522			

	\$ 125,762			
	=====			
ISD 750 COLD SPRING		YES	YES	
CFDA 10.550	\$ 47,373			
CFDA 10.555	118,232			
CFDA 10.556	2,584			
CFDA 84.010	145,110			
CFDA 84.164	1,928			
CFDA 84.151	17,458			
CFDA 84.186	6,336			
CFDA 84.027	23,365			
CFDA 84.048	17,112			

	\$ 379,498			
	=====			
ISD 756 BLOOMING PRAIRIE		YES	YES	
CFDA 10.550	\$ 19,492			
CFDA 10.555	66,109			
CFDA 84.010	85,338			
CFDA 84.011	18,452			
CFDA 84.151	6,749			
CFDA 84.155	23,900			
CFDA 84.164	1,388			

	\$ 221,428			
	=====			
ISD 761 OWATONNA		YES	YES	
CFDA 10.550	\$ 68,295			
CFDA 10.555	134,060			
CFDA 10.556	4,776			
CFDA 84.010	177,396			
CFDA 84.011	73,225			
CFDA 84.027	99,416			
CFDA 84.151	30,151			
CFDA 84.164	2,316			
CFDA 84.173	3,931			
CFDA 84.186	11,639			

	\$ 605,205			
	=====			
ISD 762 ELLENDALE		YES	YES	
CFDA 10.550	\$ 11,905			
CFDA 10.555	18,095			

STATE OF MINNESOTA
OFFICE OF THE STATE AUDITOR
STATEWIDE SINGLE AUDIT
SUMMARY OF GRANT REVENUE
BY ADMINISTERING AGENCY
FOR THE YEAR ENDED JUNE 30, 1989

ADMINISTERING AGENCY	TOTAL	AUDIT REPORT ACCEPTABLE	ARE THERE CROSSCUTTING FINDINGS	IS THERE GRANT NONCOMPLIANCE
MN - DEPARTMENT OF EDUCATION				
ISD 762 ELLENDALE		YES	YES	
CFDA 84.010	\$ 18,149			
CFDA 84.027	12,217			
CFDA 84.151	3,796			

	\$ 64,162			
	=====			
ISD 763 MEDFORD		YES	YES	
CFDA 10.550	\$ 13,534			
CFDA 10.555	23,431			
CFDA 84.010	26,059			
CFDA 84.151	4,789			

	\$ 67,813			
	=====			
ISD 768 HANCOCK		YES	YES	
CFDA 10.550	\$ 6,522			
CFDA 10.555	18,275			
CFDA 84.010	30,185			
CFDA 84.151	2,831			

	\$ 57,813			
	=====			
ISD 769 MORRIS		YES	YES	
CFDA 10.550	\$ 18,921			
CFDA 10.555	67,646			
CFDA 84.010	124,950			
CFDA 84.151	12,993			
CFDA 84.186	2,449			

	\$ 226,959			
	=====			
ISD 771 CHOKIO-ALBERTA		YES		
CFDA 10.550	\$ 10,947			
CFDA 10.555	24,218			
CFDA 84.010	54,097			
CFDA 84.151	3,589			
CFDA 84.164	306			

	\$ 93,157			
	=====			
ISD 775 KERKHOVEN-MURDOCK-SUNBERG		YES	YES	YES
CFDA 10.550	\$ 15,528			
CFDA 10.555	50,853			
CFDA 84.010	108,035			
CFDA 84.027	29,096			
CFDA 84.151	6,073			

	\$ 209,585			
	=====			
ISD 777 BENSON		YES	YES	YES
CFDA 10.550	\$ 25,448			
CFDA 10.555	81,310			
CFDA 84.010	177,571			
CFDA 84.151	14,412			
CFDA 84.164	1,643			
CFDA 84.186	3,212			

	\$ 303,596			
	=====			
ISD 784 APPLETON		YES	YES	
CFDA 10.550	\$ 12,588			
CFDA 10.555	52,376			

STATE OF MINNESOTA
OFFICE OF THE STATE AUDITOR
STATEWIDE SINGLE AUDIT
SUMMARY OF GRANT REVENUE
BY ADMINISTERING AGENCY
FOR THE YEAR ENDED JUNE 30, 1989

ADMINISTERING AGENCY	TOTAL	AUDIT REPORT ACCEPTABLE	ARE THERE CROSSCUTTING FINDINGS	IS THERE GRANT NONCOMPLIANCE
MN - DEPARTMENT OF EDUCATION				
ISD 784 APPLETON		YES	YES	
CFDA 84.010	\$ 89,129			
CFDA 84.151	6,505			
	----- \$ 160,598 =====			
ISD 786 BERTHA-HEWITT		YES	YES	
CFDA 10.550	\$ 14,039			
CFDA 10.555	88,259			
CFDA 84.010	128,663			
CFDA 84.151	7,771			
CFDA 84.164	1,044			
	----- \$ 239,776 =====			
ISD 787 BROWERVILLE		YES	YES	
CFDA 10.550	\$ 15,233			
CFDA 10.553	3,636			
CFDA 10.555	59,408			
CFDA 84.010	92,308			
CFDA 84.151	6,602			
CFDA 84.164	780			
	----- \$ 177,967 =====			
ISD 789 CLARISSA		YES	YES	
CFDA 10.550	\$ 8,574			
CFDA 10.555	36,587			
CFDA 84.010	104,557			
CFDA 84.151	3,429			
CFDA 84.164	534			
	----- \$ 153,681 =====			
ISD 790 EAGLE BEND		YES	YES	
CFDA 10.550	\$ 8,732			
CFDA 10.555	23,098			
CFDA 84.151	5,242			
CFDA 84.164	641			
	----- \$ 37,713 =====			
ISD 791 GREY EAGLE		YES	YES	
CFDA 10.550	\$ 8,952			
CFDA 10.555	30,565			
CFDA 10.556	324			
CFDA 84.010	42,075			
CFDA 84.151	5,223			
	----- \$ 87,139 =====			
ISD 792 LONG PRAIRIE		YES		
CFDA 10.550	\$ 20,696			
CFDA 10.555	71,765			
CFDA 84.010	141,158			
CFDA 84.048	7,243			
CFDA 84.151	24,466			
CFDA 84.164	1,517			
	----- \$ 266,845 =====			
ISD 793 STAPLES		YES	YES	
CFDA 10.550	\$ 45,619			

STATE OF MINNESOTA
OFFICE OF THE STATE AUDITOR
STATEWIDE SINGLE AUDIT
SUMMARY OF GRANT REVENUE
BY ADMINISTERING AGENCY
FOR THE YEAR ENDED JUNE 30, 1989

ADMINISTERING AGENCY	TOTAL	AUDIT REPORT ACCEPTABLE	ARE THERE CROSSCUTTING FINDINGS	IS THERE GRANT NONCOMPLIANCE
MN - DEPARTMENT OF EDUCATION				
ISD 793 STAPLES		YES	YES	
CFDA 10.555	\$ 176,744			
CFDA 10.558	2,316			
CFDA 84.010	249,498			
CFDA 84.049	26,224			
CFDA 84.151	20,448			
CFDA 84.164	2,632			

	\$ 523,481			
	=====			
ISD 801 BROWNS VALLEY		YES		
CFDA 10.550	\$ 7,065			
CFDA 10.555	31,825			
CFDA 84.010	39,785			
CFDA 84.151	2,514			
CFDA 84.164	235			

	\$ 81,424			
	=====			
ISD 803 WHEATON		YES		
CFDA 10.550	\$ 13,117			
CFDA 10.555	28,866			
CFDA 84.010	76,198			
CFDA 84.151	8,073			
CFDA 84.164	13,769			

	\$ 140,023			
	=====			
ISD 806 ELGIN-MILLVILLE		YES	YES	
CFDA 10.550	\$ 12,532			
CFDA 10.555	22,046			
CFDA 84.010	37,404			
CFDA 84.151	4,453			

	\$ 76,435			
	=====			
ISD 809 MAZEPPA		YES	YES	
CFDA 10.550	\$ 7,367			
CFDA 10.555	18,005			
CFDA 84.010	50,779			
CFDA 84.151	2,307			

	\$ 78,458			
	=====			
ISD 810 PLAINVIEW		YES	YES	
CFDA 10.550	\$ 16,561			
CFDA 10.555	54,691			
CFDA 84.010	65,564			
CFDA 84.151	7,307			
CFDA 84.164	1,053			

	\$ 145,176			
	=====			
ISD 811 WABASHA		YES	YES	
CFDA 10.550	\$ 14,724			
CFDA 10.555	44,092			
CFDA 84.010	68,887			
CFDA 84.151	6,362			
CFDA 84.186	1,476			

	\$ 135,541			
	=====			

STATE OF MINNESOTA
 OFFICE OF THE STATE AUDITOR
 STATEWIDE SINGLE AUDIT
 SUMMARY OF GRANT REVENUE
 BY ADMINISTERING AGENCY
 FOR THE YEAR ENDED JUNE 30, 1989

<u>ADMINISTERING AGENCY</u>	<u>TOTAL</u>	<u>AUDIT REPORT ACCEPTABLE</u>	<u>ARE THERE CROSSCUTTING FINDINGS</u>	<u>IS THERE GRANT NONCOMPLIANCE</u>
MN - DEPARTMENT OF EDUCATION				
ISD 813 LAKE CITY		YES	YES	
CFDA 10.550	\$ 31,902			
CFDA 10.555	60,987			
CFDA 84.010	82,967			
CFDA 84.146	2,155			
CFDA 84.151	10,157			

	\$ 188,168			
	=====			
ISD 818 VERNDALE		YES		
CFDA 10.550	\$ 10,842			
CFDA 10.555	41,137			
CFDA 84.010	61,746			
CFDA 84.151	5,246			

	\$ 118,971			
	=====			
ISD 819 WADENA		YES	YES	
CFDA 10.550	\$ 24,559			
CFDA 10.553	2,411			
CFDA 10.555	75,755			
CFDA 84.010	157,217			
CFDA 84.027	186,945			
CFDA 84.151	15,912			
CFDA 84.164	788			
CFDA 84.173	11,156			
CFDA 84.181	1,423			

	\$ 476,166			
	=====			
ISD 820 SEBEKA		YES		
CFDA 10.550	\$ 17,123			
CFDA 10.553	6,681			
CFDA 10.555	79,604			
CFDA 84.010	114,741			
CFDA 84.151	17,440			

	\$ 235,589			
	=====			
ISD 821 MENAUGA		YES	YES	
CFDA 10.550	\$ 15,016			
CFDA 10.555	86,045			
CFDA 84.010	70,434			
CFDA 84.151	7,556			

	\$ 179,051			
	=====			
ISD 827 NEW RICHLAND		YES	YES	
CFDA 10.550	\$ 12,052			
CFDA 10.555	31,611			
CFDA 84.010	39,173			
CFDA 84.027	20,405			
CFDA 84.151	5,585			
CFDA 84.173	2,109			

	\$ 110,935			
	=====			
ISD 829 WASECA		YES	YES	
CFDA 10.550	\$ 38,750			
CFDA 10.555	94,353			
CFDA 84.002	19,974			
CFDA 84.010	97,072			YES
CFDA 84.027	64,999			YES

STATE OF MINNESOTA
OFFICE OF THE STATE AUDITOR
STATEWIDE SINGLE AUDIT
SUMMARY OF GRANT REVENUE
BY ADMINISTERING AGENCY
FOR THE YEAR ENDED JUNE 30, 1989

<u>ADMINISTERING AGENCY</u>	<u>TOTAL</u>	<u>AUDIT REPORT ACCEPTABLE</u>	<u>ARE THERE CROSSCUTTING FINDINGS</u>	<u>IS THERE GRANT NONCOMPLIANCE</u>
MN - DEPARTMENT OF EDUCATION				
ISD 829 WASECA		YES	YES	
CFDA 84.151	\$ 14,946			
CFDA 84.155	8,969			
CFDA 84.164	2,422			
CFDA 84.173	16,031			
CFDA 84.181	999			
CFDA 84.186	25,599			

	\$ 384,114			
	=====			
ISD 830 JANESVILLE		YES	YES	
CFDA 10.550	\$ 11,376			
CFDA 10.555	25,771			
CFDA 84.010	34,374			
CFDA 84.027	25,311			
CFDA 84.151	3,650			
CFDA 84.181	100			

	\$ 100,582			
	=====			
ISD 831 FOREST LAKE		YES		
CFDA 10.550	\$ 126,199			
CFDA 10.555	228,612			
CFDA 84.010	141,620			
CFDA 84.027	142,166			
CFDA 84.048	9,971			
CFDA 84.151	47,034			
CFDA 84.164	1,726			
CFDA 84.173	9,135			
CFDA 84.186	19,223			

	\$ 725,686			
	=====			
ISD 832 MAHTOMEDI		YES		
CFDA 10.550	\$ 24,845			
CFDA 10.555	46,597			
CFDA 84.010	116,547			
CFDA 84.027	57,240			
CFDA 84.151	12,349			
CFDA 84.164	1,878			
CFDA 84.186	495			

	\$ 259,951			
	=====			
ISD 833 SOUTH WASHINGTON COUNTY		YES	YES	
CFDA 10.550	\$ 131,291			
CFDA 10.555	207,017			
CFDA 84.010	162,287			
CFDA 84.027	226,338			
CFDA 84.048	7,500			
CFDA 84.146	646			
CFDA 84.151	72,606			
CFDA 84.164	18,003			
CFDA 84.173	7,260			
CFDA 84.186	20,449			

	\$ 853,397			
	=====			
ISD 834 STILLWATER		YES	YES	
CFDA 10.550	\$ 120,961			
CFDA 10.555	190,260			
CFDA 84.010	325,459			
CFDA 84.024	212,971			

STATE OF MINNESOTA
 OFFICE OF THE STATE AUDITOR
 STATEWIDE SINGLE AUDIT
 SUMMARY OF GRANT REVENUE
 BY ADMINISTERING AGENCY
 FOR THE YEAR ENDED JUNE 30, 1989

<u>ADMINISTERING AGENCY</u>	<u>TOTAL</u>	<u>AUDIT REPORT ACCEPTABLE</u>	<u>ARE THERE CROSSCUTTING FINDINGS</u>	<u>IS THERE GRANT NONCOMPLIANCE</u>
MN - DEPARTMENT OF EDUCATION				
ISD 834 STILLWATER		YES	YES	
CFDA 84.048	\$ 4,992			
CFDA 84.146	2,377			
CFDA 84.151	62,430			
CFDA 84.164	6,526			
CFDA 84.186	20,385			

	\$ 946,361			
	=====			
ISD 836 BUTTERFIELD		YES		
CFDA 10.550	\$ 11,275			
CFDA 10.555	14,137			
CFDA 84.010	29,384			
CFDA 84.151	2,658			

	\$ 57,454			
	=====			
ISD 837 MADELIA		YES	YES	
CFDA 10.550	\$ 14,253			
CFDA 10.555	36,389			
CFDA 84.010	66,768			
CFDA 84.027	20,297			
CFDA 84.151	6,894			
CFDA 84.173	4,567			

	\$ 149,168			
	=====			
ISD 840 ST JAMES		YES	YES	
CFDA 10.550	\$ 20,765			
CFDA 10.555	71,093			
CFDA 84.010	75,686			
CFDA 84.027	37,214			
CFDA 84.151	17,498			
CFDA 84.164	315			
CFDA 84.173	6,641			
CFDA 84.186	3,181			

	\$ 232,393			
	=====			
ISD 846 BRECKENRIDGE		YES		
CFDA 10.550	\$ 18,644			
CFDA 10.555	61,909			
CFDA 84.010	79,227			
CFDA 84.011	54,508			
CFDA 84.151	12,284			

	\$ 226,572			
	=====			
ISD 850 ROTHSAY		YES	YES	
CFDA 10.550	\$ 6,668			
CFDA 10.555	18,580			
CFDA 84.010	17,031			
CFDA 84.151	2,094			

	\$ 44,373			
	=====			
ISD 852 CAMPBELL-TINTAH		YES		
CFDA 10.550	\$ 8,299			
CFDA 10.555	17,185			
CFDA 84.010	28,723			
CFDA 84.011	52,152			
CFDA 84.151	2,090			

	\$ 108,449			
	=====			

STATE OF MINNESOTA
OFFICE OF THE STATE AUDITOR
STATEWIDE SINGLE AUDIT
SUMMARY OF GRANT REVENUE
BY ADMINISTERING AGENCY
FOR THE YEAR ENDED JUNE 30, 1989

ADMINISTERING AGENCY	TOTAL	AUDIT REPORT ACCEPTABLE	ARE THERE CROSSCUTTING FINDINGS	IS THERE GRANT NONCOMPLIANCE
MN - DEPARTMENT OF EDUCATION				
ISD 857 LEWISTON		YES		YES
CFDA 10.550	\$ 16,797			
CFDA 10.555	43,398			
CFDA 84.010	88,701			
CFDA 84.151	11,601			

	\$ 160,497			
	=====			
ISD 858 ST CHARLES		YES		YES
CFDA 10.550	\$ 23,025			
CFDA 10.555	63,810			
CFDA 84.010	94,422			
CFDA 84.151	8,660			

	\$ 189,917			
	=====			
ISD 861 WINONA		YES		YES
CFDA 10.550	\$ 68,755			
CFDA 10.555	189,030			
CFDA 84.010	223,598			
CFDA 84.027	21,249			
CFDA 84.048	16,748			
CFDA 84.151	55,308			
CFDA 84.164	31,469			
CFDA 84.173	517,392			

	\$ 1,123,549			
	=====			
ISD 876 ANNANDALE		YES		
CFDA 10.550	\$ 25,901			
CFDA 10.555	72,615			
CFDA 84.010	78,068			
CFDA 84.151	11,116			

	\$ 187,700			
	=====			
ISD 877 BUFFALO		YES		YES
CFDA 10.550	\$ 68,321			
CFDA 10.555	136,542			
CFDA 84.010	152,818			
CFDA 84.027	130,190			
CFDA 84.151	28,957			

	\$ 516,828			
	=====			
ISD 879 DELANO		YES		
CFDA 10.550	\$ 34,002			
CFDA 10.555	52,682			
CFDA 84.010	39,371			
CFDA 84.151	11,516			
CFDA 84.164	1,192			
CFDA 84.186	5,773			

	\$ 144,536			
	=====			
ISD 880 HOWARD LAKE		YES		YES
CFDA 10.550	\$ 16,170			
CFDA 10.555	43,062			
CFDA 10.556	957			
CFDA 84.010	100,775			
CFDA 84.013	4,791			
CFDA 84.151	7,210			
CFDA 84.164	245			

STATE OF MINNESOTA
 OFFICE OF THE STATE AUDITOR
 STATEWIDE SINGLE AUDIT
 SUMMARY OF GRANT REVENUE
 BY ADMINISTERING AGENCY
 FOR THE YEAR ENDED JUNE 30, 1989

<u>ADMINISTERING AGENCY</u>	<u>TOTAL</u>	<u>AUDIT REPORT ACCEPTABLE</u>	<u>ARE THERE CROSSCUTTING FINDINGS</u>	<u>IS THERE GRANT NONCOMPLIANCE</u>
MN - DEPARTMENT OF EDUCATION				
ISD 880 HOWARD LAKE		YES	YES	
CFDA 84.186	\$ 1,771			

	\$ 174,981			
	=====			
ISD 881 MAPLE LAKE		YES		
CFDA 10.550	\$ 16,267			
CFDA 10.555	31,350			
CFDA 84.010	33,711			
CFDA 84.151	5,543			

	\$ 86,871			
	=====			
ISD 882 MONTICELLO		YES		
CFDA 10.550	\$ 49,823			
CFDA 10.555	111,056			
CFDA 10.556	3,690			
CFDA 84.010	116,355			
CFDA 84.027	309,788			
CFDA 84.151	19,522			
CFDA 84.164	2,793			
CFDA 84.173	44,878			
CFDA 84.181	1,210			
CFDA 84.186	5,465			

	\$ 664,580			
	=====			
ISD 883 ROCKFORD		YES		
CFDA 10.550	\$ 26,446			
CFDA 10.555	42,625			
CFDA 84.010	39,365			
CFDA 84.151	17,282			
CFDA 84.186	3,370			

	\$ 129,088			
	=====			
ISD 885 ST MICHAEL-ALBERTVILLE		YES		
CFDA 10.550	\$ 34,055			
CFDA 10.555	43,475			
CFDA 84.010	46,090			
CFDA 84.151	11,733			

	\$ 135,353			
	=====			
ISD 891 CANBY		YES		
CFDA 10.550	\$ 16,893			
CFDA 10.555	62,595			
CFDA 84.010	69,227			
CFDA 84.151	8,208			

	\$ 156,923			
	=====			
ISD 892 CLARKFIELD		YES		
CFDA 10.550	\$ 12,038			
CFDA 10.555	38,703			
CFDA 84.010	55,928			
CFDA 84.151	3,713			

	\$ 110,382			
	=====			
ISD 893 ECHO		YES		
CFDA 10.550	\$ 4,718			
CFDA 10.555	12,326			

STATE OF MINNESOTA
OFFICE OF THE STATE AUDITOR
STATEWIDE SINGLE AUDIT
SUMMARY OF GRANT REVENUE
BY ADMINISTERING AGENCY
FOR THE YEAR ENDED JUNE 30, 1989

ADMINISTERING AGENCY	TOTAL	AUDIT REPORT ACCEPTABLE	ARE THERE CROSSCUTTING FINDINGS	IS THERE GRANT NONCOMPLIANCE
MN - DEPARTMENT OF EDUCATION				
ISD 893 ECHO		YES		
CFDA 84.010	\$ 45,514			
CFDA 84.151	1,470			

	\$ 64,028			
	=====			
ISD 894 GRANITE FALLS		YES	YES	
CFDA 10.550	\$ 18,695			
CFDA 10.555	60,656			
CFDA 84.002	20,763			
CFDA 84.010	65,170			
CFDA 84.011	1,732			
CFDA 84.029	15,000			
CFDA 84.061	2,411			
CFDA 84.151	6,787			
CFDA 84.164	914			

	\$ 192,128			
	=====			
ISD 896 WOOD LAKE		YES		
CFDA 10.550	\$ 4,239			
CFDA 10.555	5,664			
CFDA 84.151	445			

	\$ 10,348			
	=====			
ISD 911 CAMBRIDGE-ISANTI		YES	YES	
CFDA 10.550	\$ 42,977			
CFDA 10.555	173,881			
CFDA 84.002	2,844			
CFDA 84.010	122,214			
CFDA 84.027	504,051			
CFDA 84.151	33,779			
CFDA 84.186	8,067			

	\$ 887,813			
	=====			
ISD 912 MILACA		YES		
CFDA 10.550	\$ 25,601			
CFDA 10.555	86,263			
CFDA 84.002	7,559			
CFDA 84.010	129,160			
CFDA 84.151	18,895			
CFDA 84.164	960			

	\$ 268,438			
	=====			
ISD 913 WALDORF-PEMBERTON		YES	YES	
CFDA 10.550	\$ 7,575			
CFDA 10.555	29,654			
CFDA 84.010	24,468			
CFDA 84.151	3,585			
CFDA 84.173	3,182			
CFDA 84.181	100			

	\$ 68,564			
	=====			
ISD 914 ULEN-HITTERDAL		YES	YES	
CFDA 10.550	\$ 11,606			
CFDA 10.555	33,714			
CFDA 84.010	40,978			
CFDA 84.151	2,405			

	\$ 88,703			
	=====			

STATE OF MINNESOTA
OFFICE OF THE STATE AUDITOR
STATEWIDE SINGLE AUDIT
SUMMARY OF GRANT REVENUE
BY ADMINISTERING AGENCY
FOR THE YEAR ENDED JUNE 30, 1989

ADMINISTERING AGENCY	TOTAL	AUDIT REPORT ACCEPTABLE	ARE THERE CROSSCUTTING FINDINGS	IS THERE GRANT NONCOMPLIANCE
MN - DEPARTMENT OF EDUCATION				
ISD 918 CHANDLER-LAKE WILSON		YES		
CFDA 10.556	\$ 799			
CFDA 84.010	50,607			
CFDA 84.151	2,859			

	\$ 54,265			
	=====			
KITCHIGAMI REGIONAL LIBRARY		YES		
CFDA 84.034	\$ 41,413			
	=====			
KOOCHICHING-ITASCA ACTION CNCL		YES	YES	
CFDA 10.558	\$ 7,884			
	=====			
LAKE AGASSIZ REGIONAL LIBRARY		YES		
CFDA 84.034	\$ 55,091			
	=====			
LAKE AGASSIZ SPEC ED COOP		YES		
CFDA 84.027	\$ 68,727			
	=====			
LEECH LAKE RESERVATION BUS COMM		YES		
CFDA 84.002	\$ 54,025			
	=====			
MAHUBE COMMUNITY COUNCIL		YES		
CFDA 10.558	\$ 14,120			
	=====			
MARTIN COUNTY SPEC ED COOP		YES	YES	
CFDA 84.027	\$ 106,868			
CFDA 84.173	17,432			

	\$ 124,300			
	=====			
MEEKER-WRIGHT SPECIAL ED COOP		YES	YES	
CFDA 84.027	\$ 252,697			
CFDA 84.173	45,972			
CFDA 84.181	1,300			

	\$ 299,969			
	=====			
METRONET		YES		
CFDA 84.035	\$ 60,771			
	=====			
METROPOLITAN ECSU		YES	YES	
CFDA 84.027	\$ 312,379			
CFDA 84.164	46,574			
CFDA 84.186	146,202			

	\$ 505,155			
	=====			
METROPOLITAN LIBRARY SERVICE AGENCY		YES	YES	
CFDA 84.034	\$ 330,209			
	=====			
MID-MINNESOTA LEGAL ASSISTANCE INC		YES		
CFDA 84.161	\$ 88,492			
CFDA 84.181	7,044			

	\$ 95,536			
	=====			
MID-RANGE SP ED COOP 5-932		YES		
CFDA 84.009	\$ 1,816			
CFDA 84.027	131,079			
CFDA 84.173	10,164			
CFDA 84.181	729			

	\$ 143,788			
	=====			

STATE OF MINNESOTA
OFFICE OF THE STATE AUDITOR
STATEWIDE SINGLE AUDIT
SUMMARY OF GRANT REVENUE
BY ADMINISTERING AGENCY
FOR THE YEAR ENDED JUNE 30, 1989

ADMINISTERING AGENCY	TOTAL	AUDIT REPORT ACCEPTABLE	ARE THERE CROSSCUTTING FINDINGS	IS THERE GRANT NONCOMPLIANCE
MN - DEPARTMENT OF EDUCATION				
MIDWEST SPECIAL ED COOP		YES	YES	
CFDA 84.027	\$ 117,182			
CFDA 84.173	12,977			

	\$ 130,159			
	=====			
MINNESOTA VALLEY ACTION COUNCIL		YES	YES	
CFDA 10.558	\$ 36,728			

MINNESOTA VALLEY COOPERATIVE		YES	YES	
CFDA 84.027	\$ 101,560			
CFDA 84.186	4,270			

	\$ 105,830			
	=====			
MN LICENSED FAMILY CHILD CARE ASSN		YES	YES	YES
CFDA 10.558	\$ 2,610,364			

MN RIVER VALLEY SPEC ED COOP		YES		
CFDA 84.027	\$ 319,099			
CFDA 84.173	31,955			

	\$ 351,054			
	=====			
MOWER COUNTY SPECIAL ED COOP		YES	YES	
CFDA 84.027	\$ 125,072			
CFDA 84.173	20,100			

	\$ 145,172			
	=====			
MPLS URBAN LEAGUE		YES	YES	
CFDA 10.558	\$ 13,095			

MULTI RESOURCES CENTER		YES		
CFDA 84.048	\$ 51,797			
CFDA 84.174	16,688			

	\$ 68,485			
	=====			
NE METRO INTERDISTRICT NO 916		YES	YES	
CFDA 66.703	\$ 23,646			
CFDA 81.052	5,937			
CFDA 84.009	3,461			
CFDA 84.011	91,561			
CFDA 84.027	69,357			
CFDA 84.048	45,488			

	\$ 239,450			
	=====			
NORTH COUNTRY LIBRARY COOPERATIVE		YES	YES	
CFDA 84.035	\$ 46,699			

NORTH COUNTRY VOCATIONAL CENTER		YES	YES	
CFDA 84.048	\$ 15,922			

NORTHEAST ED COOP SERVICE UNIT		YES	YES	
CFDA 66.703	\$ 26,072			
CFDA 84.027	303,070			
CFDA 84.164	27,637			
CFDA 84.173	47,279			
CFDA 84.181	22,022			
CFDA 84.186	59,330			

	\$ 485,410			
	=====			

STATE OF MINNESOTA
OFFICE OF THE STATE AUDITOR
STATEWIDE SINGLE AUDIT
SUMMARY OF GRANT REVENUE
BY ADMINISTERING AGENCY
FOR THE YEAR ENDED JUNE 30, 1989

<u>ADMINISTERING AGENCY</u>	<u>TOTAL</u>	<u>AUDIT REPORT ACCEPTABLE</u>	<u>ARE THERE CROSSCUTTING FINDINGS</u>	<u>IS THERE GRANT NONCOMPLIANCE</u>
MN - DEPARTMENT OF EDUCATION				
NORTHERN LIGHTS LIBRARY NETWORK		YES	YES	
CFDA 84.035	\$ 54,403			
	\$ 54,403			
=====				
NORTHWEST REGIONAL LIBRARY		YES		
CFDA 84.034	\$ 30,540			
=====				
NW MN ED COOP SERVICE UNIT		YES	YES	
CFDA 66.703	\$ 17,760			
CFDA 84.002	13,271			
CFDA 84.027	245,780			
CFDA 84.164	29,792			
CFDA 84.173	61,031			
CFDA 84.186	33,026			
	\$ 400,660			
=====				
NW REGION INTERDISTRICT COUNCIL		YES	YES	
CFDA 84.027	\$ 54,961			
CFDA 84.173	7,037			
	\$ 61,998			
=====				
OAK LAND VOCATIONAL CENTER		YES		
CFDA 84.048	\$ 24,881			
=====				
OPPORTUNITY WORKSHOP INC		YES		
CFDA 10.550	\$ 16,234			
=====				
OTTERTAIL-WADENA COMM ACT CNCL		YES		
CFDA 10.550	\$ 274,858			
=====				
PARENTS IN COMMUNITY ACTION INC		YES		
CFDA 10.558	\$ 254,557			
=====				
PIONEERLAND LIBRARY SYSTEM		YES		
CFDA 84.034	\$ 44,596			
=====				
PLUM CREEK LIBRARY SYSTEM		YES		
CFDA 84.034	\$ 42,708			
=====				
POLK COUNTY		YES	YES	
CFDA 84.101	\$ 23,129			
=====				
PRAIRIE FIVE COMM ACT CNL		YES		
CFDA 10.558	\$ 43,255			
=====				
PRIME CHILD LIFE ASSURANCES INC		YES	YES	
CFDA 10.558	\$ 635,182			
=====				
PROVIDERS CHOICE INC		YES	YES	
CFDA 10.558	\$ 8,750,545			YES
=====				
RAMSEY COUNTY		YES		
CFDA 10.553	\$ 21,797			
CFDA 10.555	43,109			
CFDA 10.550	38,592			
	\$ 103,498			
=====				
REACH-UP INCORPORATED		YES	YES	
CFDA 10.558	\$ 24,867			YES
=====				

STATE OF MINNESOTA
 OFFICE OF THE STATE AUDITOR
 STATEWIDE SINGLE AUDIT
 SUMMARY OF GRANT REVENUE
 BY ADMINISTERING AGENCY
 FOR THE YEAR ENDED JUNE 30, 1989

<u>ADMINISTERING AGENCY</u>	<u>TOTAL</u>	<u>AUDIT REPORT ACCEPTABLE</u>	<u>ARE THERE CROSSCUTTING FINDINGS</u>	<u>IS THERE GRANT NONCOMPLIANCE</u>
MN - DEPARTMENT OF EDUCATION				
RED LAKE BAND OF CHIPPEWA INDIANS		YES		
CFDA 10.558	\$ 40,002			

	\$ 40,002			
	=====			
RED LAKE FALLS SPEC ED COOP		YES	YES	YES
CFDA 84.027	\$ 220,543			

RESOURCES FOR CARING INC		YES		
CFDA 10.558	\$ 2,005,505			

RIVER BEND SPECIAL ED COOP		YES	YES	
CFDA 84.027	\$ 146,367			
CFDA 84.173	52,025			
CFDA 84.181	2,500			

	\$ 200,892			
	=====			
SC MINN INTERLIBRARY EXCHANGE		YES	YES	
CFDA 84.035	\$ 34,981			

SCOTT CARVER DAKOTA COMM ACT AGENCY		YES		YES
CFDA 10.558	\$ 5,975			

SOUTH CENTRAL ED COOP SER UNIT		YES	YES	
CFDA 66.703	\$ 14,900			
CFDA 84.027	252,823			
CFDA 84.164	51,894			
CFDA 84.168	37,893			
CFDA 84.173	54,572			
CFDA 84.181	20,220			
CFDA 84.186	33,992			

	\$ 466,294			
	=====			
SOUTH CENTRAL SP ED COOP		YES	YES	YES
CFDA 84.027	\$ 68,047			
CFDA 84.173	6,881			

	\$ 74,928			
	=====			
SOUTHEAST LIBRARY SYSTEM		YES		
CFDA 84.035	\$ 39,196			

SOUTHEAST MN ED COOP SERV UNIT		YES		
CFDA 84.027	\$ 1,804			
CFDA 84.146	28,239			
CFDA 84.164	20,539			
CFDA 84.186	30,719			

	\$ 81,301			
	=====			
SOUTHEASTERN LIBRARIES COOPERATING		YES		
CFDA 84.034	\$ 117,158			

SOUTHEASTERN MN SP ED COOP		YES	YES	YES
CFDA 84.027	\$ 151,032			
CFDA 84.048	1,886			
CFDA 84.173	32,712			

	\$ 185,630			
	=====			

STATE OF MINNESOTA
 OFFICE OF THE STATE AUDITOR
 STATEWIDE SINGLE AUDIT
 SUMMARY OF GRANT REVENUE
 BY ADMINISTERING AGENCY
 FOR THE YEAR ENDED JUNE 30, 1989

ADMINISTERING AGENCY	TOTAL	AUDIT REPORT ACCEPTABLE	ARE THERE CROSSCUTTING FINDINGS	IS THERE GRANT NONCOMPLIANCE
MN - DEPARTMENT OF EDUCATION				
SOUTHERN MN SPCL SERVICES COOP		YES	YES	
CFDA 84.027	\$ 90,896			
=====				
SOUTHWEST MINN OPPORTUNITY CNL		YES		
CFDA 10.558	\$ 1,706			
=====				
SOUTHWESTERN VOC TECH INST		YES		
CFDA 10.558	\$ 14,741			
CFDA 84.002	30,169			

	\$ 44,910			
=====				
SSD 1 MINNEAPOLIS		YES	YES	
CFDA 10.550	\$ 366,198			YES
CFDA 10.553	497,699			YES
CFDA 10.555	3,661,114			YES
CFDA 10.556	16,900			YES
CFDA 10.558	3,804			YES
CFDA 10.559	478,235			YES
CFDA 84.002	130,661			YES
CFDA 84.010	5,169,691			YES
CFDA 84.027	1,442,211			YES
CFDA 84.048	39,718			YES
CFDA 84.049	11,090			YES
CFDA 84.146	11,683			YES
CFDA 84.151	517,677			YES
CFDA 84.162	55,809			YES
CFDA 84.164	85,059			YES
CFDA 84.186	101,138			YES

	\$ 12,588,687			
=====				
SSD 6 SOUTH ST PAUL		YES	YES	
CFDA 10.550	\$ 65,883			
CFDA 10.555	141,502			
CFDA 10.556	2,752			
CFDA 84.002	28,248			
CFDA 84.010	84,808			
CFDA 84.027	90,578			
CFDA 84.048	174			
CFDA 84.151	23,891			
CFDA 84.173	15,431			

	\$ 453,267			
=====				
ST LOUIS COUNTY		YES	YES	
CFDA 10.553	\$ 769			YES
CFDA 10.555	2,146			YES

	\$ 2,915			
=====				
ST PETER INTERDIST SP ED COOP		YES	YES	
CFDA 84.027	\$ 118,670			
CFDA 84.173	19,381			
CFDA 84.181	897			

	\$ 138,948			
=====				
SW & WEST CENTRAL ED COOP SERV UNIT		YES		
CFDA 66.703	\$ 22,723			
CFDA 84.027	1,636,258			
CFDA 84.048	30,083			
CFDA 84.073	27,343			

STATE OF MINNESOTA
OFFICE OF THE STATE AUDITOR
STATEWIDE SINGLE AUDIT
SUMMARY OF GRANT REVENUE
BY ADMINISTERING AGENCY
FOR THE YEAR ENDED JUNE 30, 1989

ADMINISTERING AGENCY	TOTAL	AUDIT REPORT ACCEPTABLE	ARE THERE CROSSCUTTING FINDINGS	IS THERE GRANT NONCOMPLIANCE
MN - DEPARTMENT OF EDUCATION				
SW & WEST CENTRAL ED COOP SERV UNIT		YES		
CFDA 84.164	\$ 23,108			
CFDA 84.173	308,820			
CFDA 84.181	77,397			
CFDA 84.186	102,505			
	----- \$ 2,228,237 =====			
SW AREA INTERLIBRARY EXCHANGE		YES		
CFDA 84.035	\$ 41,862			

TRAVERSE DES SIOUX LIBRARY SYSTEM		YES		
CFDA 84.034	\$ 98,126			

TRI-COUNTY COMM ACTION PROGRAM		YES	YES	
CFDA 10.558	\$ 17,834			

TRI-COUNTY COOPERATIVE CENTER 946		YES	YES	
CFDA 84.027	\$ 157,598			

TRI-VALLEY OPPORTUNITY COUNCIL INC		YES		
CFDA 10.550	\$ 15,604			
CFDA 84.011	296,023			YES
	----- \$ 311,627 =====			
UNIVERSITY OF MINNESOTA		YES		
CFDA 10.550	\$ 4,568			YES
CFDA 10.556	3,159			YES
CFDA 10.558	22,440			YES
CFDA 10.559	4,581			YES
CFDA 84.025	85,254			YES
CFDA 84.048	21,761			YES
CFDA 84.049	25,982			YES
CFDA 84.173	8,224			YES
CFDA 84.027	133,229			YES
	----- \$ 309,198 =====			
VIKING LIBRARY SYSTEM		YES		
CFDA 84.034	\$ 44,446			

WASHINGTON COUNTY		YES	YES	
CFDA 84.034	\$ 2,794			
CFDA 84.167	3,500			
	----- \$ 6,294 =====			
WASIOJA AREA SP ED COOP		YES	YES	
CFDA 84.027	\$ 296,981			
CFDA 84.173	64,719			
CFDA 84.181	1,400			
	----- \$ 363,100 =====			
WEST CENTRAL ED COOP SERV UNIT		YES		
CFDA 84.027	\$ 266,765			
CFDA 84.164	20,070			
CFDA 84.181	88,863			
CFDA 84.186	54,745			
	----- \$ 430,443 =====			

STATE OF MINNESOTA
OFFICE OF THE STATE AUDITOR
STATEWIDE SINGLE AUDIT
SUMMARY OF GRANT REVENUE
BY ADMINISTERING AGENCY
FOR THE YEAR ENDED JUNE 30, 1989

<u>ADMINISTERING AGENCY</u>	<u>TOTAL</u>	<u>AUDIT REPORT ACCEPTABLE</u>	<u>ARE THERE CROSSCUTTING FINDINGS</u>	<u>IS THERE GRANT NONCOMPLIANCE</u>
MN - DEPARTMENT OF EDUCATION				
WHITE EARTH RESERVATION		YES		
CFDA 10.558	\$ 45,818			
CFDA 84.002	31,363			

	\$ 77,181			
	=====			
WRIGHT COUNTY COMMUNITY ACTION INC		YES	YES	
CFDA 10.558	\$ 15,309			
	=====			
MN - DEPARTMENT OF FINANCE				
CASS COUNTY		YES	YES	
CFDA 10.665	\$ 44,702			
CFDA 12.104	1,764			

	\$ 46,466			
	=====			
DAKOTA COUNTY		YES	YES	
CFDA 12.104	\$ 1,462			
	=====			
GOODHUE COUNTY		YES	YES	
CFDA 12.104	\$ 98			
	=====			
ISD 317 DEER RIVER		YES	YES	
CFDA 10.665	\$ 16,787			
	=====			
ITASCA COUNTY		YES	YES	
CFDA 10.665	\$ 207,204			
	=====			
KOOCHICHING COUNTY		YES	YES	
CFDA 10.665	\$ 53			
	=====			
MN - DEPARTMENT OF HEALTH				
AITKIN COUNTY		YES	YES	
CFDA 10.557	\$ 39,748			
	=====			
ANOKA COUNTY		YES	YES	
CFDA 10.557	\$ 193,972			
CFDA 13.994	142,889			

	\$ 336,861			
	=====			
ARROWHEAD EMS ASSOCIATION INC		YES	YES	
CFDA 13.991	\$ 25,000			
	=====			
BELTRAMI COUNTY		YES	YES	
CFDA 10.557	\$ 45,139			
CFDA 13.994	16,542			

	\$ 61,681			
	=====			
BENTON COUNTY		YES	YES	
CFDA 13.994	\$ 33,768			
	=====			
BLUE EARTH COUNTY		YES	YES	
CFDA 13.994	\$ 42,264			
	=====			

STATE OF MINNESOTA
OFFICE OF THE STATE AUDITOR
STATEWIDE SINGLE AUDIT
SUMMARY OF GRANT REVENUE
BY ADMINISTERING AGENCY
FOR THE YEAR ENDED JUNE 30, 1989

ADMINISTERING AGENCY	TOTAL	AUDIT REPORT ACCEPTABLE	ARE THERE CROSSCUTTING FINDINGS	IS THERE GRANT NONCOMPLIANCE
MN - DEPARTMENT OF HEALTH				
BROWN NICOLLET HUMAN SERVICE BOARD		YES		
CFDA 13.994	\$ 65,560			
=====				
CARLTON COOK LAKE ST LOUIS CO HL BD		YES		
CFDA 10.557	\$ 339,571			YES
CFDA 13.994	279,612			YES
	\$ 619,183			
=====				
CARLTON COUNTY		YES	YES	
CFDA 10.557	\$ 34,162			
CFDA 13.994	39,749			
	\$ 73,911			
=====				
CARVER COUNTY		YES	YES	
CFDA 13.994	\$ 36,080			
=====				
CASS COUNTY		YES	YES	
CFDA 10.557	\$ 37,916			
CFDA 13.994	31,129			
	\$ 69,045			
=====				
CHISAGO COUNTY		YES	YES	
CFDA 10.557	\$ 8,556			
CFDA 13.994	17,371			
	\$ 25,927			
=====				
CHISAGO KANABEC PINE CHS		YES	YES	
CFDA 13.994	\$ 38,412			
=====				
CITY OF MINNEAPOLIS		YES	YES	
CFDA 10.557	\$ 876,519			YES
CFDA 13.994	1,550,331			YES
	\$ 2,426,850			
=====				
CITY OF ST PAUL		YES	YES	
CFDA 10.557	\$ 651,035			
CFDA 13.118	68,884			
CFDA 13.987	28,035			
	\$ 747,954			
=====				
CLAY COUNTY		YES	YES	
CFDA 10.557	\$ 60,933			
CFDA 13.994	30,723			
	\$ 91,656			
=====				
COOK COUNTY		YES	YES	
CFDA 10.557	\$ 6,667			
CFDA 13.994	3,316			
	\$ 9,983			
=====				
COUNTRYSIDE PUBLIC HEALTH SERVICE		YES		
CFDA 10.557	\$ 101,335			
CFDA 13.994	43,815			
	\$ 145,150			
=====				

STATE OF MINNESOTA
OFFICE OF THE STATE AUDITOR
STATEWIDE SINGLE AUDIT
SUMMARY OF GRANT REVENUE
BY ADMINISTERING AGENCY
FOR THE YEAR ENDED JUNE 30, 1989

<u>ADMINISTERING AGENCY</u>	<u>TOTAL</u>	<u>AUDIT REPORT ACCEPTABLE</u>	<u>ARE THERE CROSSCUTTING FINDINGS</u>	<u>IS THERE GRANT NONCOMPLIANCE</u>
MN - DEPARTMENT OF HEALTH				
CROW WING COUNTY		YES	YES	
CFDA 10.557	\$ 110,125			
CFDA 13.994	52,132			

	\$ 162,257			
	=====			
DAKOTA COUNTY		YES	YES	
CFDA 10.557	\$ 118,965			
CFDA 13.994	158,356			

	\$ 277,321			
	=====			
DODGE COUNTY		YES	YES	
CFDA 10.557	\$ 17,227			
CFDA 13.991	48,571			
CFDA 13.994	15,108			

	\$ 80,906			
	=====			
DOUGLAS COUNTY		YES	YES	
CFDA 10.557	\$ 118,439			
CFDA 13.994	44,119			

	\$ 162,558			
	=====			
FARIB-MARTIN-WATONWAN HSB		YES		
CFDA 13.994	\$ 66,578			

FILLMORE COUNTY		YES	YES	
CFDA 10.557	\$ 21,217			
CFDA 13.994	11,318			

	\$ 32,535			
	=====			
FREEBORN COUNTY		YES	YES	
CFDA 10.557	\$ 34,024			
CFDA 13.994	44,403			

	\$ 78,427			
	=====			
GOODHUE COUNTY		YES	YES	
CFDA 10.557	\$ 50,240			
CFDA 13.994	62,469			

	\$ 112,709			
	=====			
GRAND PORTAGE RESERVATION		YES	YES	
CFDA 10.557	\$ 4,003			

HENNEPIN COUNTY		YES		
CFDA 13.118	\$ 231,538			
CFDA 13.987	27,002			
CFDA 13.994	136,651			

	\$ 395,191			
	=====			
HOUSTON COUNTY		YES	YES	
CFDA 10.557	\$ 21,150			
CFDA 13.991	100			
CFDA 13.994	10,429			

	\$ 31,679			
	=====			

STATE OF MINNESOTA
OFFICE OF THE STATE AUDITOR
STATEWIDE SINGLE AUDIT
SUMMARY OF GRANT REVENUE
BY ADMINISTERING AGENCY
FOR THE YEAR ENDED JUNE 30, 1989

<u>ADMINISTERING AGENCY</u>	<u>TOTAL</u>	<u>AUDIT REPORT ACCEPTABLE</u>	<u>ARE THERE CROSSCUTTING FINDINGS</u>	<u>IS THERE GRANT NONCOMPLIANCE</u>
MN - DEPARTMENT OF HEALTH				
ISANTI COUNTY		YES	YES	
CFDA 10.557	\$ 27,625			
CFDA 13.994	21,297			

	\$ 48,922			
	=====			
ISD 457 TRIMONT		YES	YES	
CFDA 13.994	\$ 14,251			

ISD 595 EAST GRAND FORKS		YES		
CFDA 13.991	\$ 25,000			

ISD 726 BECKER		YES		
CFDA 13.994	\$ 3,369			

ITASCA COUNTY		YES	YES	
CFDA 13.994	\$ 106,051			

JACKSON COUNTY		YES	YES	
CFDA 10.557	\$ 38,725			
CFDA 13.994	24,919			

	\$ 63,644			
	=====			
KANABEC COUNTY		YES	YES	
CFDA 10.557	\$ 14,390			
CFDA 13.994	9,873			

	\$ 24,263			
	=====			
KANDIYOHI COUNTY		YES	YES	
CFDA 13.994	\$ 31,712			

KITTSOON COUNTY		YES	YES	
CFDA 10.557	\$ 92,801			

KOOCHICHING-ITASCA ACTION CNCL		YES	YES	
CFDA 10.557	\$ 124,266			

LAKE COUNTY		YES	YES	YES
CFDA 10.557	\$ 18,781			YES
CFDA 13.994	13,068			YES

	\$ 31,849			
	=====			
LE SUEUR COUNTY		YES	YES	
CFDA 13.994	\$ 33,860			

LEECH LAKE RESERVATION BUS COMM		YES		
CFDA 10.557	\$ 37,189			
CFDA 13.217	29,824			

	\$ 67,013			
	=====			
LINCOLN-LYON-MURRAY-PIPESTONE CHS		YES		
CFDA 10.557	\$ 51,293			
CFDA 13.994	46,233			

	\$ 97,526			
	=====			
MCLEOD COUNTY		YES	YES	
CFDA 10.557	\$ 22,135			
CFDA 13.994	34,698			

	\$ 56,833			
	=====			

STATE OF MINNESOTA
OFFICE OF THE STATE AUDITOR
STATEWIDE SINGLE AUDIT
SUMMARY OF GRANT REVENUE
BY ADMINISTERING AGENCY
FOR THE YEAR ENDED JUNE 30, 1989

<u>ADMINISTERING AGENCY</u>	<u>TOTAL</u>	<u>AUDIT REPORT ACCEPTABLE</u>	<u>ARE THERE CROSSCUTTING FINDINGS</u>	<u>IS THERE GRANT NONCOMPLIANCE</u>
MN - DEPARTMENT OF HEALTH				
MEEKER COUNTY		YES	YES	
CFDA 10.557	\$ 26,555			
CFDA 13.994	11,913			

	\$ 38,468			
	=====			
MILLE LACS COUNTY		YES	YES	
CFDA 10.557	\$ 35,055			
CFDA 13.994	11,468			

	\$ 46,523			
	=====			
MINN CHIPPEWA TRIBE		YES		
CFDA 10.557	\$ 7,456			

MINNESOTA VALLEY ACTION COUNCIL		YES	YES	
CFDA 10.557	\$ 166,918			

MORRISON COUNTY		YES	YES	
CFDA 10.557	\$ 49,348			
CFDA 13.994	32,658			

	\$ 82,006			
	=====			
MOWER COUNTY		YES	YES	
CFDA 10.557	\$ 36,319			
CFDA 13.994	50,268			

	\$ 86,587			
	=====			
MULTI-COUNTY BOARD OF HEALTH		YES		
CFDA 10.557	\$ 74,883			
CFDA 13.994	67,536			

	\$ 142,419			
	=====			
NOBLES COUNTY		YES	YES	
CFDA 10.557	\$ 29,294			
CFDA 13.994	28,486			

	\$ 57,780			
	=====			
OLMSTED COUNTY		YES	YES	
CFDA 10.557	\$ 82,670			
CFDA 13.987	24,607			
CFDA 13.994	102,639			

	\$ 209,916			
	=====			
OTTER TAIL COUNTY		YES	YES	
CFDA 10.557	\$ 59,048			
CFDA 13.994	41,820			

	\$ 100,868			
	=====			
PHYLLIS WHEATLY COMM CENTER INC		YES		
CFDA 13.991	\$ 2,051			

PINE COUNTY		YES	YES	
CFDA 10.557	\$ 31,267			
CFDA 13.994	18,320			

	\$ 49,587			
	=====			

STATE OF MINNESOTA
OFFICE OF THE STATE AUDITOR
STATEWIDE SINGLE AUDIT
SUMMARY OF GRANT REVENUE
BY ADMINISTERING AGENCY
FOR THE YEAR ENDED JUNE 30, 1989

ADMINISTERING AGENCY	TOTAL	AUDIT REPORT ACCEPTABLE	ARE THERE CROSSCUTTING FINDINGS	IS THERE GRANT NONCOMPLIANCE
MN - DEPARTMENT OF HEALTH				
POLK COUNTY		YES	YES	
CFDA 13.994	\$ 37,752			
	\$ 37,752			
POPE COUNTY		YES	YES	
CFDA 10.557	\$ 15,730			
CFDA 13.994	5,251			
	\$ 20,981			
RAMSEY COUNTY		YES		
CFDA 13.994	\$ 80,449			
REDWOOD COUNTY		YES	YES	
CFDA 10.557	\$ 12,077			
CFDA 13.994	19,291			
	\$ 31,368			
REGION NINE DEVELOPMENT COMMISSION		YES	YES	
CFDA 13.991	\$ 39,175			
REGION SIX EAST COMMUNITY ACT CNL		YES		
CFDA 10.557	\$ 60,971			
RENVILLE COUNTY		YES	YES	
CFDA 10.557	\$ 31,363			
CFDA 13.994	28,220			
	\$ 59,583			
RICE COUNTY		YES	YES	
CFDA 10.557	\$ 67,164			
CFDA 13.994	46,168			
	\$ 113,332			
SCOTT CARVER DAKOTA COMM ACT AGENCY		YES		
CFDA 10.557	\$ 58,680			
SCOTT COUNTY		YES	YES	
CFDA 13.994	\$ 54,232			
SEMCAC INC		YES		YES
CFDA 13.260	\$ 21,504			
SHERBURNE COUNTY		YES	YES	
CFDA 13.994	\$ 35,757			
SIBLEY COUNTY		YES	YES	
CFDA 10.557	\$ 15,451			
CFDA 13.994	11,252			
	\$ 26,703			
ST LOUIS COUNTY		YES	YES	
CFDA 10.557	\$ 271,149			
CFDA 13.994	198,287			
	\$ 469,436			

STATE OF MINNESOTA
OFFICE OF THE STATE AUDITOR
STATEWIDE SINGLE AUDIT
SUMMARY OF GRANT REVENUE
BY ADMINISTERING AGENCY
FOR THE YEAR ENDED JUNE 30, 1989

<u>ADMINISTERING AGENCY</u>	<u>TOTAL</u>	<u>AUDIT REPORT ACCEPTABLE</u>	<u>ARE THERE CROSSCUTTING FINDINGS</u>	<u>IS THERE GRANT NONCOMPLIANCE</u>
MN - DEPARTMENT OF HEALTH				
ST MARY'S MEDICAL CENTER-DULUTH CFDA 13.994	\$ 38,338	YES		
STEARNS COUNTY CFDA 13.994	\$ 105,713	YES	YES	
STEELE COUNTY CFDA 10.557 CFDA 13.994	\$ 25,580 25,044	YES	YES	
	\$ 50,624			
TODD COUNTY CFDA 10.557 CFDA 13.994	\$ 50,832 47,212	YES	YES	
	\$ 98,044			
TRI-COUNTY ACTION PROGRAMS CFDA 10.557	\$ 168,674	YES		
TRI-VALLEY OPPORTUNITY COUNCIL INC CFDA 10.557	\$ 47,360	YES		
UNIVERSITY OF MINNESOTA CFDA 13.110	\$ 143,808	YES		YES
WADENA COUNTY CFDA 10.557	\$ 45,401	YES	YES	YES
WASHINGTON COUNTY CFDA 10.557 CFDA 13.994	\$ 55,622 105,018	YES	YES	
	\$ 160,640			
WHITE EARTH RESERVATION CFDA 10.557	\$ 65,810	YES		
WILKIN COUNTY CFDA 10.557 CFDA 13.994	\$ 19,025 13,440	YES	YES	
	\$ 32,465			
WINONA COUNTY CFDA 10.557 CFDA 13.991 CFDA 13.994	\$ 49,759 1,680 7,102	YES	YES	
	\$ 58,541			
WRIGHT COUNTY CFDA 13.994	\$ 36,335	YES	YES	
WRIGHT COUNTY COMMUNITY ACTION INC CFDA 10.557	\$ 44,824	YES	YES	

STATE OF MINNESOTA
OFFICE OF THE STATE AUDITOR
STATEWIDE SINGLE AUDIT
SUMMARY OF GRANT REVENUE
BY ADMINISTERING AGENCY
FOR THE YEAR ENDED JUNE 30, 1989

<u>ADMINISTERING AGENCY</u>	<u>TOTAL</u>	<u>AUDIT REPORT ACCEPTABLE</u>	<u>ARE THERE CROSSCUTTING FINDINGS</u>	<u>IS THERE GRANT NONCOMPLIANCE</u>
MN - DEPARTMENT OF HUMAN SERVICES				
AITKIN COUNTY				
CFDA 10.551	\$ 60,131	YES		YES
CFDA 13.645	2,175			
CFDA 13.658	63,090			
CFDA 13.667	196,326			
CFDA 13.714	108,240			
CFDA 13.780	723,066			
CFDA 13.783	68,853			
CFDA 13.787	324			
CFDA 13.992	1,397			
	----- \$ 1,223,602 =====			
AMHERST WILDER FOUNDATION				
CFDA 13.633	\$ 14,600	YES		
CFDA 13.714	3,256,445			
CFDA 13.787	77,267			
	----- \$ 3,348,312 =====			
ANOKA COUNTY				
CFDA 10.551	\$ 377,845	YES		YES
CFDA 10.553	15,999			
CFDA 10.555	9,712			
CFDA 13.150	12,301			
CFDA 13.658	215,209			
CFDA 13.667	1,435,431			
CFDA 13.714	541,130			
CFDA 13.780	5,700,909			
CFDA 13.783	1,250,089			
CFDA 13.787	161,899			
CFDA 13.992	11,580			
	----- \$ 9,732,104 =====			
ARROWHEAD REG DEVELOP COMM				
CFDA 10.550	\$ 397,354	YES		YES
CFDA 13.633	424,753			
CFDA 13.635	579,849			
CFDA 13.641	3,602			
CFDA 13.668	14,026			
	----- \$ 1,419,584 =====			
BECKER COUNTY				
CFDA 10.551	\$ 86,404	YES		YES
CFDA 13.645	10,722			
CFDA 13.658	112,644			
CFDA 13.667	370,388			
CFDA 13.714	236,477			
CFDA 13.780	1,779,586			
CFDA 13.783	194,587			
CFDA 13.787	36,988			
CFDA 13.992	3,026			
	----- \$ 2,830,822 =====			
BELTRAMI COUNTY				
CFDA 10.551	\$ 104,117	YES		YES
CFDA 13.608	2,538			
CFDA 13.645	13,311			
CFDA 13.658	262,528			
CFDA 13.667	505,471			

STATE OF MINNESOTA
OFFICE OF THE STATE AUDITOR
STATEWIDE SINGLE AUDIT
SUMMARY OF GRANT REVENUE
BY ADMINISTERING AGENCY
FOR THE YEAR ENDED JUNE 30, 1989

<u>ADMINISTERING AGENCY</u>	<u>TOTAL</u>	<u>AUDIT REPORT ACCEPTABLE</u>	<u>ARE THERE CROSSCUTTING FINDINGS</u>	<u>IS THERE GRANT NONCOMPLIANCE</u>
MN - DEPARTMENT OF HUMAN SERVICES				
BELTRAMI COUNTY				
CFDA 13.714	\$ 214,831	YES		YES
CFDA 13.780	3,633,561			
CFDA 13.783	186,977			
CFDA 13.787	19,774			
CFDA 13.992	4,157			

	\$ 4,947,265			
	=====			
BENTON COUNTY				
CFDA 10.551	\$ 76,427	YES		YES
CFDA 13.635	20,000			
CFDA 13.645	3,864			
CFDA 13.658	41,638			
CFDA 13.667	230,452			
CFDA 13.714	114,220			
CFDA 13.780	941,375			
CFDA 13.783	150,915			
CFDA 13.787	10,619			
CFDA 13.992	4,014			

	\$ 1,593,524			
	=====			
BIG STONE COUNTY				
CFDA 10.551	\$ 21,732	YES		YES
CFDA 13.645	2,013			
CFDA 13.658	662			
CFDA 13.667	87,076			
CFDA 13.714	64,423			
CFDA 13.780	214,988			
CFDA 13.783	26,395			

	\$ 417,289			
	=====			
BLUE EARTH COUNTY				
CFDA 10.551	\$ 146,248	YES		YES
CFDA 13.150	10,372			
CFDA 13.645	12,411			
CFDA 13.658	64,218			
CFDA 13.667	503,828			
CFDA 13.714	483,495			
CFDA 13.780	1,876,646			
CFDA 13.783	326,449			
CFDA 13.787	117,639			
CFDA 13.790	4,694			
CFDA 13.992	10,233			

	\$ 3,556,233			
	=====			
BOISE FORTE RES BUS COMM				
CFDA 13.000	\$ 230,862	YES		YES

BROWN COUNTY				
CFDA 10.551	\$ 43,593	YES		
CFDA 13.658	40,652			
CFDA 13.667	224,749			
CFDA 13.714	247,744			
CFDA 13.780	537,026			
CFDA 13.783	120,102			
CFDA 13.787	3,768			
CFDA 13.992	1,510			

	\$ 1,219,144			
	=====			

STATE OF MINNESOTA
 OFFICE OF THE STATE AUDITOR
 STATEWIDE SINGLE AUDIT
 SUMMARY OF GRANT REVENUE
 BY ADMINISTERING AGENCY
 FOR THE YEAR ENDED JUNE 30, 1989

<u>ADMINISTERING AGENCY</u>	<u>TOTAL</u>	<u>AUDIT REPORT ACCEPTABLE</u>	<u>ARE THERE CROSSCUTTING FINDINGS</u>	<u>IS THERE GRANT NONCOMPLIANCE</u>
MN - DEPARTMENT OF HUMAN SERVICES				
CARLTON COUNTY		YES	YES	
CFDA 10.551	\$ 105,279			
CFDA 13.645	16,094			
CFDA 13.658	80,284			
CFDA 13.667	390,341			
CFDA 13.714	285,958			
CFDA 13.780	1,497,636			
CFDA 13.783	172,796			
CFDA 13.787	53,375			
CFDA 13.992	16,717			

	\$ 2,618,480			
	=====			
CARVER COUNTY		YES	YES	
CFDA 10.551	\$ 60,886			
CFDA 13.645	6,600			
CFDA 13.658	102,559			
CFDA 13.667	272,292			
CFDA 13.714	251,013			
CFDA 13.780	561,439			
CFDA 13.783	106,738			
CFDA 13.787	20,677			
CFDA 13.790	7,403			
CFDA 13.992	1,900			

	\$ 1,391,507			
	=====			
CASS COUNTY		YES	YES	
CFDA 10.551	\$ 100,221			
CFDA 13.645	7,560			
CFDA 13.658	96,795			
CFDA 13.667	362,179			
CFDA 13.714	338,487			
CFDA 13.780	1,929,539			
CFDA 13.783	136,092			
CFDA 13.787	838			
CFDA 13.992	2,758			

	\$ 2,974,469			
	=====			
CATHOLIC CHARITIES-ST PAUL AND MPLS		YES		YES
CFDA 13.787	\$ 116,489			
	=====			
CHIPPEWA COUNTY		YES	YES	
CFDA 10.551	\$ 32,178			
CFDA 13.645	3,945			
CFDA 13.658	57,208			
CFDA 13.667	147,273			
CFDA 13.714	246,104			
CFDA 13.780	396,507			
CFDA 13.783	50,683			
CFDA 13.787	1,101			
CFDA 13.992	1,886			

	\$ 936,885			
	=====			
CHISAGO COUNTY		YES	YES	
CFDA 10.551	\$ 98,125			
CFDA 13.658	25,746			
CFDA 13.667	224,917			
CFDA 13.714	113,867			
CFDA 13.780	859,827			
CFDA 13.783	99,877			

STATE OF MINNESOTA
OFFICE OF THE STATE AUDITOR
STATEWIDE SINGLE AUDIT
SUMMARY OF GRANT REVENUE
BY ADMINISTERING AGENCY
FOR THE YEAR ENDED JUNE 30, 1989

ADMINISTERING AGENCY	TOTAL	AUDIT REPORT ACCEPTABLE	ARE THERE CROSSCUTTING FINDINGS	IS THERE GRANT NONCOMPLIANCE
MN - DEPARTMENT OF HUMAN SERVICES				
CHISAGO COUNTY		YES	YES	
CFDA 13.787	\$ 1,182			
CFDA 13.992	1,833			
	----- \$ 1,425,374 =====			
CHRYSALIS, A CENTER FOR WOMEN		YES	YES	
CFDA 13.992	\$ 82,629			
	=====			
CLAY COUNTY		YES	YES	
CFDA 10.551	\$ 140,346			
CFDA 13.150	8,995			
CFDA 13.645	8,688			
CFDA 13.658	42,926			
CFDA 13.667	417,136			
CFDA 13.714	159,467			
CFDA 13.780	2,536,071			
CFDA 13.783	177,038			
CFDA 13.787	160,262			
CFDA 13.992	3,790			
	----- \$ 3,654,719 =====			
CLEARWATER COUNTY		YES	YES	
CFDA 10.551	\$ 41,787			
CFDA 13.645	1,939			
CFDA 13.658	51,769			
CFDA 13.667	177,840			
CFDA 13.714	93,460			
CFDA 13.780	744,473			
CFDA 13.783	55,972			
CFDA 13.992	1,268			
	----- \$ 1,168,508 =====			
COOK COUNTY		YES	YES	
CFDA 10.551	\$ 12,233			
CFDA 13.645	1,536			
CFDA 13.658	26,273			
CFDA 13.667	46,977			
CFDA 13.714	37,417			
CFDA 13.780	102,341			
CFDA 13.783	14,106			
CFDA 13.992	943			
	----- \$ 241,826 =====			
COTTONWOOD COUNTY		YES	YES	
CFDA 10.551	\$ 28,169			
CFDA 13.645	6,064			
CFDA 13.658	14,858			
CFDA 13.667	133,288			
CFDA 13.714	187,515			
CFDA 13.780	305,224			
CFDA 13.783	75,876			
CFDA 13.992	1,106			
	----- \$ 752,100 =====			
CROW WING COUNTY		YES	YES	
CFDA 10.551	\$ 481,234			
CFDA 13.645	11,083			
CFDA 13.658	80,869			

STATE OF MINNESOTA
OFFICE OF THE STATE AUDITOR
STATEWIDE SINGLE AUDIT
SUMMARY OF GRANT REVENUE
BY ADMINISTERING AGENCY
FOR THE YEAR ENDED JUNE 30, 1989

ADMINISTERING AGENCY	TOTAL	AUDIT REPORT ACCEPTABLE	ARE THERE CROSSCUTTING FINDINGS	IS THERE GRANT NONCOMPLIANCE
MN - DEPARTMENT OF HUMAN SERVICES				
CROW WING COUNTY				
CFDA 13.667	\$ 551,961	YES		YES
CFDA 13.714	345,887			
CFDA 13.780	2,474,225			
CFDA 13.783	173,042			
CFDA 13.787	4,462			
CFDA 13.992	320			

	\$ 4,123,083			
	=====			
DAKOTA COUNTY				
CFDA 10.551	\$ 176,909	YES		YES
CFDA 13.645	61,314			
CFDA 13.658	164,315			
CFDA 13.667	1,268,415			
CFDA 13.714	672,374			
CFDA 13.780	5,812,666			
CFDA 13.783	1,080,881			
CFDA 13.787	286,739			
CFDA 13.790	8,809			
CFDA 13.992	10,768			

	\$ 9,543,190			
	=====			
DODGE COUNTY				
CFDA 10.551	\$ 34,113	YES		YES
CFDA 13.645	2,535			
CFDA 13.658	4,347			
CFDA 13.667	118,684			
CFDA 13.714	177,316			
CFDA 13.780	297,054			
CFDA 13.783	47,524			
CFDA 13.787	366			
CFDA 13.992	1,564			

	\$ 683,503			
	=====			
DOUGLAS COUNTY				
CFDA 10.551	\$ 66,407	YES		YES
CFDA 13.645	4,298			
CFDA 13.658	20,663			
CFDA 13.667	273,011			
CFDA 13.714	105,746			
CFDA 13.780	854,133			
CFDA 13.783	166,714			
CFDA 13.787	209			

	\$ 1,491,181			
	=====			
EAST CENTRAL REG DEVELOP COMM				
CFDA 10.550	\$ 64,797	YES		
CFDA 13.633	207,974			
CFDA 13.635	203,035			
CFDA 13.641	4,143			

	\$ 479,949			
	=====			
EPISCOPAL COMMUNITY SERVICES				
CFDA 13.992	\$ 25,944	YES		

FARIB-MARTIN-WATONWAN HSB				
CFDA 10.551	\$ 100,510	YES		
CFDA 13.645	14,659			

STATE OF MINNESOTA
 OFFICE OF THE STATE AUDITOR
 STATEWIDE SINGLE AUDIT
 SUMMARY OF GRANT REVENUE
 BY ADMINISTERING AGENCY
 FOR THE YEAR ENDED JUNE 30, 1989

ADMINISTERING AGENCY	TOTAL	AUDIT REPORT ACCEPTABLE	ARE THERE CROSSCUTTING FINDINGS	IS THERE GRANT NONCOMPLIANCE
MN - DEPARTMENT OF HUMAN SERVICES				
FARIB-MARTIN-WATONWAN HSB				
		YES		
CFDA 13.658	\$ 128,533			
CFDA 13.667	497,359			
CFDA 13.714	737,957			
CFDA 13.780	1,529,716			
CFDA 13.783	261,474			
CFDA 13.787	8,331			
CFDA 13.992	3,969			

	\$ 3,282,508			
	=====			
FILLMORE COUNTY				
		YES	YES	
CFDA 10.551	\$ 23,484			
CFDA 13.645	5,677			
CFDA 13.658	22,263			
CFDA 13.667	205,724			
CFDA 13.714	138,260			
CFDA 13.780	467,913			
CFDA 13.783	51,525			
CFDA 13.787	245			
CFDA 13.992	1,848			

	\$ 916,939			
	=====			
FOND DU LAC RESERVATION				
		YES		
CFDA 13.992	\$ 160,345			
	=====			
FREEBORN COUNTY				
		YES	YES	
CFDA 10.551	\$ 73,872			YES
CFDA 13.608	2,539			
CFDA 13.658	83,084			YES
CFDA 13.667	323,804			
CFDA 13.714	198,436			YES
CFDA 13.780	1,094,108			YES
CFDA 13.783	135,730			YES
CFDA 13.787	2,735			YES
CFDA 13.992	2,586			

	\$ 1,916,894			
	=====			
GOODHUE COUNTY				
		YES	YES	
CFDA 10.551	\$ 81,834			
CFDA 13.217	15,473			
CFDA 13.645	10,346			
CFDA 13.658	38,156			
CFDA 13.667	292,613			
CFDA 13.714	240,477			
CFDA 13.780	1,062,518			
CFDA 13.783	120,103			
CFDA 13.787	7,083			
CFDA 13.991	80,447			
CFDA 13.992	2,753			

	\$ 1,951,803			
	=====			
GRANT COUNTY				
		YES	YES	
CFDA 10.551	\$ 13,085			
CFDA 13.645	2,690			
CFDA 13.658	13,766			
CFDA 13.667	69,857			
CFDA 13.714	21,443			
CFDA 13.780	155,602			
CFDA 13.783	18,136			

STATE OF MINNESOTA
 OFFICE OF THE STATE AUDITOR
 STATEWIDE SINGLE AUDIT
 SUMMARY OF GRANT REVENUE
 BY ADMINISTERING AGENCY
 FOR THE YEAR ENDED JUNE 30, 1989

<u>ADMINISTERING AGENCY</u>	<u>TOTAL</u>	<u>AUDIT REPORT ACCEPTABLE</u>	<u>ARE THERE CROSSCUTTING FINDINGS</u>	<u>IS THERE GRANT NONCOMPLIANCE</u>
MN - DEPARTMENT OF HUMAN SERVICES				
GRANT COUNTY				
CFDA 13.787	\$ 47	YES	YES	
CFDA 13.992	1,519			

	\$ 296,145			
	=====			
HEADWATERS REG DEVELOP COMM				
CFDA 10.550	\$ 81,616	YES		
CFDA 13.633	179,607			
CFDA 13.635	177,126			
CFDA 13.641	5,316			

	\$ 443,665			
	=====			
HENNEPIN COUNTY				
CFDA 13.150	\$ 63,526	YES		
CFDA 13.151	89,527			
CFDA 13.645	270,226			
CFDA 13.658	2,509,193			
CFDA 13.667	12,303,712			
CFDA 13.714	124,648			
CFDA 13.780	100,943,264			
CFDA 13.787	3,802,675			
CFDA 13.790	93,334			
CFDA 13.780	1,763,630			
CFDA 13.974	59,540			
CFDA 13.992	543,567			
CFDA 13.993	96,501			

	\$ 122,663,343			
	=====			
HIRED				
CFDA 13.787	\$ 62,034	YES		
	=====			
HISPANOS EN MINNESOTA				
CFDA 13.992	\$ 69,147	YES		
	=====			
HOUSTON COUNTY				
CFDA 10.551	\$ 26,174	YES	YES	
CFDA 13.645	5,109			
CFDA 13.658	23,210			
CFDA 13.667	153,933			
CFDA 13.714	209,972			
CFDA 13.780	344,578			
CFDA 13.783	31,625			
CFDA 13.787	136			
CFDA 13.992	1,318			

	\$ 796,055			
	=====			
HUBBARD COUNTY				
CFDA 10.551	\$ 41,392	YES	YES	
CFDA 13.645	3,964			
CFDA 13.658	60,682			
CFDA 13.667	187,710			
CFDA 13.714	183,330			
CFDA 13.780	851,407			
CFDA 13.783	59,843			
CFDA 13.787	5,000			
CFDA 13.992	1,564			

	\$ 1,394,892			
	=====			

STATE OF MINNESOTA
OFFICE OF THE STATE AUDITOR
STATEWIDE SINGLE AUDIT
SUMMARY OF GRANT REVENUE
BY ADMINISTERING AGENCY
FOR THE YEAR ENDED JUNE 30, 1989

ADMINISTERING AGENCY	TOTAL	AUDIT REPORT ACCEPTABLE	ARE THERE CROSSCUTTING FINDINGS	IS THERE GRANT NONCOMPLIANCE
MN - DEPARTMENT OF HUMAN SERVICES				
ISANTI COUNTY				
CFDA 10.551	\$ 67,493	YES		YES
CFDA 13.645	7,157			
CFDA 13.658	89,011			
CFDA 13.667	257,723			
CFDA 13.714	120,292			
CFDA 13.780	930,461			
CFDA 13.783	96,679			
CFDA 13.992	1,960			
	----- \$ 1,570,776 =====			
ISD 152 MOORHEAD				
CFDA 13.787	\$ 11,680	YES		

ISD 191 BURNSVILLE				
CFDA 13.787	\$ 22,217	YES		

ISD 625 ST PAUL				
CFDA 13.787	\$ 95,657	YES		
CFDA 13.992	37,853			
	----- \$ 133,510 =====			
ISD 894 GRANITE FALLS				
CFDA 13.633	\$ 12,483	YES		YES

ITASCA COUNTY				
CFDA 10.551	\$ 138,175	YES		YES
CFDA 13.645	16,290			
CFDA 13.658	93,206			
CFDA 13.667	591,440			
CFDA 13.714	437,890			
CFDA 13.780	2,805,723			
CFDA 13.783	217,247			
CFDA 13.787	6,001			
CFDA 13.790	8,799			
CFDA 13.992	14,507			
	----- \$ 4,329,278 =====			
JACKSON COUNTY				
CFDA 10.551	\$ 28,252	YES		YES
CFDA 13.645	3,414			
CFDA 13.658	51,278			
CFDA 13.667	126,868			
CFDA 13.714	131,088			
CFDA 13.780	451,599			
CFDA 13.783	50,252			
CFDA 13.787	40,587			
CFDA 13.992	1,033			
	----- \$ 884,371 =====			
KANABEC COUNTY				
CFDA 10.551	\$ 60,849	YES		YES
CFDA 13.645	2,053			
CFDA 13.658	66,945			
CFDA 13.667	143,620			
CFDA 13.714	53,107			
CFDA 13.780	522,481			
CFDA 13.783	52,337			
	----- \$ 901,392 =====			

STATE OF MINNESOTA
 OFFICE OF THE STATE AUDITOR
 STATEWIDE SINGLE AUDIT
 SUMMARY OF GRANT REVENUE
 BY ADMINISTERING AGENCY
 FOR THE YEAR ENDED JUNE 30, 1989

ADMINISTERING AGENCY	TOTAL	AUDIT REPORT ACCEPTABLE	ARE THERE CROSSCUTTING FINDINGS	IS THERE GRANT NONCOMPLIANCE
MN - DEPARTMENT OF HUMAN SERVICES				
KANDIYOHI COUNTY		YES	YES	
CFDA 10.551	\$ 99,501			
CFDA 13.658	299,285			
CFDA 13.667	389,288			
CFDA 13.714	166,230			
CFDA 13.780	2,020,902			
CFDA 13.783	124,901			
CFDA 13.787	58,023			
CFDA 13.992	6,189			

	\$ 3,164,319			
	=====			
KHMER ASSOCIATION OF MINNESOTA INC		YES		
CFDA 13.787	\$ 11,455			YES
	=====			
KITTSOON COUNTY		YES	YES	
CFDA 10.551	\$ 16,771			
CFDA 13.658	7,617			
CFDA 13.667	76,213			
CFDA 13.714	55,778			
CFDA 13.780	139,883			
CFDA 13.783	18,633			
CFDA 13.787	142			
CFDA 13.992	608			

	\$ 315,645			
	=====			
KOOCHICHING COUNTY		YES	YES	
CFDA 10.551	\$ 56,230			
CFDA 13.658	42,342			
CFDA 13.667	240,947			
CFDA 13.714	252,043			
CFDA 13.780	961,246			
CFDA 13.783	81,573			
CFDA 13.787	363			
CFDA 13.992	5,179			YES

	\$ 1,639,923			
	=====			
LAC QUI PARLE COUNTY		YES	YES	
CFDA 10.551	\$ 17,346			
CFDA 13.645	2,579			
CFDA 13.658	17,328			
CFDA 13.667	85,330			
CFDA 13.714	113,238			
CFDA 13.780	156,105			
CFDA 13.783	26,236			
CFDA 13.787	328			
CFDA 13.992	715			

	\$ 419,205			
	=====			
LAKE COUNTY		YES	YES	
CFDA 10.551	\$ 49,708			YES
CFDA 13.645	5,573			YES
CFDA 13.658	19,217			YES
CFDA 13.667	121,657			YES
CFDA 13.714	82,154			YES
CFDA 13.780	418,434			YES
CFDA 13.783	71,898			
CFDA 13.787	15,566			YES
CFDA 13.992	901			

	\$ 785,108			
	=====			

STATE OF MINNESOTA
 OFFICE OF THE STATE AUDITOR
 STATEWIDE SINGLE AUDIT
 SUMMARY OF GRANT REVENUE
 BY ADMINISTERING AGENCY
 FOR THE YEAR ENDED JUNE 30, 1989

<u>ADMINISTERING AGENCY</u>	<u>TOTAL</u>	<u>AUDIT REPORT ACCEPTABLE</u>	<u>ARE THERE CROSSCUTTING FINDINGS</u>	<u>IS THERE GRANT NONCOMPLIANCE</u>
MN - DEPARTMENT OF HUMAN SERVICES				
LAKE OF THE WOODS COUNTY		YES	YES	
CFDA 10.551	\$ 19,083			
CFDA 13.645	973			
CFDA 13.658	18,585			
CFDA 13.667	39,606			
CFDA 13.714	36,830			
CFDA 13.780	118,621			
CFDA 13.783	23,659			

	\$ 257,357			
	=====			
LAO ASSOC OF MUTUAL ASSIST		YES		
CFDA 13.787	\$ 73,467			
	=====			
LE SUEUR COUNTY		YES	YES	
CFDA 10.551	\$ 38,865			
CFDA 13.645	8,945			
CFDA 13.658	52,798			
CFDA 13.667	207,916			
CFDA 13.714	158,446			
CFDA 13.780	597,812			YES
CFDA 13.783	65,047			YES
CFDA 13.992	2,566			

	\$ 1,132,395			
	=====			
LEECH LAKE RESERVATION BUS COMM		YES		
CFDA 13.125	\$ 32,381			
CFDA 13.992	112,890			YES
CFDA 15.144	178,164			

	\$ 323,435			
	=====			
LYON COUNTY		YES	YES	
CFDA 10.551	\$ 3,386			
CFDA 13.658	456			
CFDA 13.714	4,525			
CFDA 13.780	3,831			
CFDA 13.783	1,260			
CFDA 13.787	16			
CFDA 13.992	2,550			

	\$ 16,024			
	=====			
MAHNOMEN COUNTY		YES	YES	
CFDA 10.551	\$ 26,296			
CFDA 13.645	1,021			
CFDA 13.658	24,572			
CFDA 13.667	85,367			
CFDA 13.714	38,709			
CFDA 13.780	455,834			
CFDA 13.783	31,317			
CFDA 13.992	691			

	\$ 663,807			
	=====			
MARSHALL COUNTY		YES	YES	
CFDA 10.551	\$ 26,481			
CFDA 13.645	2,182			
CFDA 13.658	26,432			
CFDA 13.667	116,500			
CFDA 13.714	254,324			
CFDA 13.780	202,106			

STATE OF MINNESOTA
 OFFICE OF THE STATE AUDITOR
 STATEWIDE SINGLE AUDIT
 SUMMARY OF GRANT REVENUE
 BY ADMINISTERING AGENCY
 FOR THE YEAR ENDED JUNE 30, 1989

<u>ADMINISTERING AGENCY</u>	<u>TOTAL</u>	<u>AUDIT REPORT ACCEPTABLE</u>	<u>ARE THERE CROSSCUTTING FINDINGS</u>	<u>IS THERE GRANT NONCOMPLIANCE</u>
MN - DEPARTMENT OF HUMAN SERVICES				
MARSHALL COUNTY		YES	YES	
CFDA 13.783	\$ 34,815			
CFDA 13.787	53			
CFDA 13.992	2,395			

	\$ 665,288			
	=====			
MCLEOD COUNTY		YES	YES	
CFDA 10.551	\$ 47,473			
CFDA 13.217	3,212			
CFDA 13.645	8,315			
CFDA 13.658	24,929			
CFDA 13.667	229,061			
CFDA 13.714	233,164			
CFDA 13.780	513,378			
CFDA 13.783	69,456			
CFDA 13.787	187			
CFDA 13.992	1,830			

	\$ 1,131,005			
	=====			
MEEKER COUNTY		YES	YES	
CFDA 10.551	\$ 38,741			
CFDA 13.635	10,624			
CFDA 13.645	8,966			
CFDA 13.658	27,947			
CFDA 13.667	196,479			
CFDA 13.714	86,764			
CFDA 13.780	549,797			
CFDA 13.783	65,841			
CFDA 13.787	142			
CFDA 13.992	2,720			

	\$ 988,021			
	=====			
METROPOLITAN COUNCIL		YES	YES	
CFDA 10.550	\$ 784,243			YES
CFDA 13.633	1,617,312			YES
CFDA 13.635	1,897,940			YES
CFDA 13.641	6,050			YES

	\$ 4,305,545			
	=====			
MID-MINNESOTA DEVELOPMENT COMM		YES		
CFDA 10.550	\$ 118,007			
CFDA 13.633	200,216			
CFDA 13.635	257,550			
CFDA 13.641	3,499			

	\$ 579,272			
	=====			
MILLE LACS COUNTY		YES	YES	
CFDA 10.551	\$ 106,503			
CFDA 13.645	3,587			
CFDA 13.658	91,233			
CFDA 13.667	246,670			
CFDA 13.714	139,762			
CFDA 13.780	884,633			
CFDA 13.783	100,812			
CFDA 13.787	759			
CFDA 13.992	2,412			

	\$ 1,576,371			
	=====			

STATE OF MINNESOTA
OFFICE OF THE STATE AUDITOR
STATEWIDE SINGLE AUDIT
SUMMARY OF GRANT REVENUE
BY ADMINISTERING AGENCY
FOR THE YEAR ENDED JUNE 30, 1989

ADMINISTERING AGENCY	TOTAL	AUDIT REPORT ACCEPTABLE	ARE THERE CROSSCUTTING FINDINGS	IS THERE GRANT NONCOMPLIANCE
MN - DEPARTMENT OF HUMAN SERVICES				
MINN CHIPPEWA TRIBE				
CFDA 13.633	\$ 681,695	YES		
CFDA 13.667	51,500			
CFDA 13.992	191,611			
CFDA 13.000	205,561			YES
	----- \$ 1,130,367 =====			
MORRISON COUNTY				
CFDA 10.551	\$ 80,925	YES	YES	
CFDA 13.645	2,571			
CFDA 13.658	88,807			
CFDA 13.667	332,218			
CFDA 13.714	198,933			
CFDA 13.780	965,909			
CFDA 13.783	112,358			
CFDA 13.992	8,130			
	----- \$ 1,789,851 =====			
MOWER COUNTY				
CFDA 10.551	\$ 82,322	YES	YES	
CFDA 13.645	10,935			
CFDA 13.658	59,625			
CFDA 13.667	409,473			
CFDA 13.714	400,133			
CFDA 13.780	1,355,921			
CFDA 13.783	121,648			
CFDA 13.787	112,103			
CFDA 13.992	3,328			
	----- \$ 2,555,488 =====			
MPLS AMERICAN INDIAN CENTER				
CFDA 13.992	\$ 107,737	YES		
	----- =====			
MPLS URBAN LEAGUE				
CFDA 13.992	\$ 68,441	YES	YES	
	----- =====			
MURRAY COUNTY				
CFDA 13.633	\$ 8,375	YES	YES	
	----- =====			
NICOLLET COUNTY				
CFDA 10.551	\$ 33,523	YES	YES	
CFDA 13.633	2,163			
CFDA 13.645	7,281			
CFDA 13.658	60,396			
CFDA 13.667	178,420			
CFDA 13.714	113,261			
CFDA 13.780	643,208			
CFDA 13.783	76,200			
CFDA 13.787	6,399			
CFDA 13.992	3,600			
	----- \$ 1,124,451 =====			
NOBLES COUNTY				
CFDA 10.551	\$ 38,494	YES	YES	
CFDA 13.645	6,002			
CFDA 13.658	150,989			
CFDA 13.667	199,063			
CFDA 13.714	294,403			
CFDA 13.780	589,403			

STATE OF MINNESOTA
 OFFICE OF THE STATE AUDITOR
 STATEWIDE SINGLE AUDIT
 SUMMARY OF GRANT REVENUE
 BY ADMINISTERING AGENCY
 FOR THE YEAR ENDED JUNE 30, 1989

<u>ADMINISTERING AGENCY</u>	<u>TOTAL</u>	<u>AUDIT REPORT ACCEPTABLE</u>	<u>ARE THERE CROSSCUTTING FINDINGS</u>	<u>IS THERE GRANT NONCOMPLIANCE</u>
MN - DEPARTMENT OF HUMAN SERVICES				
NOBLES COUNTY				
CFDA 13.783	\$ 47,902	YES	YES	
CFDA 13.787	17,214			
CFDA 13.992	1,587			

	\$ 1,345,057			
	=====			
NORMAN COUNTY				
CFDA 10.551	\$ 19,627	YES	YES	
CFDA 13.645	5,572			
CFDA 13.658	10,053			
CFDA 13.667	94,245			
CFDA 13.714	33,386			
CFDA 13.780	155,404			
CFDA 13.783	24,541			
CFDA 13.787	43			
CFDA 13.992	1,116			

	\$ 343,987			
	=====			
NORTHWEST REG DEVELOP COMM				
CFDA 10.550	\$ 128,556	YES		
CFDA 13.633	173,165			
CFDA 13.635	283,748			
CFDA 13.641	7,300			

	\$ 592,769			
	=====			
OLMSTED COUNTY				
CFDA 10.551	\$ 160,363	YES	YES	
CFDA 13.645	25,003			
CFDA 13.658	155,381			
CFDA 13.667	776,111			
CFDA 13.714	1,003,835			
CFDA 13.780	2,975,814			
CFDA 13.783	304,986			
CFDA 13.787	388,874			
CFDA 13.992	170,065			YES

	\$ 5,960,432			
	=====			
OTTER TAIL COUNTY				
CFDA 10.551	\$ 102,273	YES	YES	
CFDA 13.645	14,964			
CFDA 13.658	144,140			YES
CFDA 13.667	529,981			
CFDA 13.714	178,079			
CFDA 13.780	1,444,214			
CFDA 13.783	154,050			
CFDA 13.787	205,818			
CFDA 13.992	4,639			

	\$ 2,778,158			
	=====			
PENNINGTON COUNTY				
CFDA 10.551	\$ 31,726	YES	YES	
CFDA 13.645	3,212			
CFDA 13.658	42,943			
CFDA 13.667	161,663			
CFDA 13.714	82,095			
CFDA 13.780	669,685			
CFDA 13.783	55,011			
CFDA 13.992	1,257			

	\$ 1,047,592			
	=====			

STATE OF MINNESOTA
 OFFICE OF THE STATE AUDITOR
 STATEWIDE SINGLE AUDIT
 SUMMARY OF GRANT REVENUE
 BY ADMINISTERING AGENCY
 FOR THE YEAR ENDED JUNE 30, 1989

<u>ADMINISTERING AGENCY</u>	<u>TOTAL</u>	<u>AUDIT REPORT ACCEPTABLE</u>	<u>ARE THERE CROSSCUTTING FINDINGS</u>	<u>IS THERE GRANT NONCOMPLIANCE</u>
MN - DEPARTMENT OF HUMAN SERVICES				
PINE COUNTY				
CFDA 10.551	\$ 73,601	YES	YES	
CFDA 13.645	6,072			
CFDA 13.658	51,460			
CFDA 13.714	286,672			
CFDA 13.780	1,207,969			YES
CFDA 13.783	75,554			
CFDA 13.787	351			
CFDA 13.992	2,063			
CFDA 13.667	291,750			

	\$ 1,995,492			
	=====			
PIPESTONE COUNTY				
CFDA 10.551	\$ 16,642	YES	YES	YES
CFDA 13.645	3,484			
CFDA 13.658	96,187			YES
CFDA 13.667	112,565			
CFDA 13.714	114,581			YES
CFDA 13.780	359,580			YES
CFDA 13.783	21,209			YES
CFDA 13.787	38,513			YES
CFDA 13.992	854			

	\$ 763,615			
	=====			
PLANNED PARENTHOOD OF MINN				
CFDA 13.110	\$ 100,125	YES		
	=====			
POLK COUNTY				
CFDA 10.551	\$ 111,186	YES	YES	
CFDA 13.645	9,340			
CFDA 13.658	128,501			
CFDA 13.667	426,252			
CFDA 13.714	417,301			
CFDA 13.780	2,283,027			
CFDA 13.783	152,136			
CFDA 13.787	31,434			
CFDA 13.992	3,957			

	\$ 3,563,134			
	=====			
POPE COUNTY				
CFDA 10.551	\$ 19,963	YES	YES	
CFDA 13.645	2,935			
CFDA 13.658	31,635			
CFDA 13.667	118,607			
CFDA 13.714	35,473			
CFDA 13.780	270,591			
CFDA 13.783	21,918			
CFDA 13.992	926			

	\$ 502,048			
	=====			
RAMSEY COUNTY				
CFDA 10.551	\$ 1,179,396	YES		
CFDA 13.658	2,140,626			
CFDA 13.667	6,114,112			
CFDA 13.714	5,415,577			
CFDA 13.780	29,776,185			
CFDA 13.783	2,319,232			
CFDA 13.787	5,190,549			
CFDA 13.790	77,079			

STATE OF MINNESOTA
 OFFICE OF THE STATE AUDITOR
 STATEWIDE SINGLE AUDIT
 SUMMARY OF GRANT REVENUE
 BY ADMINISTERING AGENCY
 FOR THE YEAR ENDED JUNE 30, 1989

<u>ADMINISTERING AGENCY</u>	<u>TOTAL</u>	<u>AUDIT REPORT ACCEPTABLE</u>	<u>ARE THERE CROSSCUTTING FINDINGS</u>	<u>IS THERE GRANT NONCOMPLIANCE</u>
MN - DEPARTMENT OF HUMAN SERVICES				
RAMSEY COUNTY		YES		
CFDA 13.992	\$ 154,855			
CFDA 13.645	69,786			

	\$ 52,437,397			
	=====			
RANGE MENTAL HEALTH CENTER INC		YES		
CFDA 13.125	\$ 63,600			
	=====			
RED LAKE COUNTY		YES	YES	
CFDA 10.551	\$ 17,502			
CFDA 13.645	1,635			
CFDA 13.658	793			
CFDA 13.667	54,897			
CFDA 13.714	32,094			
CFDA 13.780	120,702			
CFDA 13.783	18,706			

	\$ 246,329			
	=====			
REDWOOD COUNTY		YES	YES	
CFDA 10.551	\$ 305,814			
CFDA 13.658	75,796			
CFDA 13.667	180,608			
CFDA 13.714	83,690			
CFDA 13.780	361,709			
CFDA 13.783	34,906			

	\$ 1,042,523			
	=====			
REGION 5 DEVELOP COMM		YES		
CFDA 10.550	\$ 148,517			
CFDA 13.633	286,398			
CFDA 13.635	292,865			
CFDA 13.641	7,475			

	\$ 735,255			
	=====			
REGION NINE DEVELOPMENT COMMISSION		YES	YES	
CFDA 10.550	\$ 128,885			
CFDA 13.633	332,222			YES
CFDA 13.635	397,019			

	\$ 858,126			
	=====			
REGION SIX EAST COMMUNITY ACT CNL		YES		
CFDA 10.550	\$ 123,001			
	=====			
REGION VIII NORTH WELFARE BRD		YES	YES	
CFDA 10.551	\$ 87,762			
CFDA 13.645	12,614			
CFDA 13.658	112,561			
CFDA 13.667	430,425			YES
CFDA 13.714	487,700			
CFDA 13.780	1,321,598			
CFDA 13.783	92,803			
CFDA 13.787	31,906			

	\$ 2,577,369			
	=====			
RENVILLE COUNTY		YES	YES	
CFDA 10.551	\$ 41,582			
CFDA 13.645	3,705			

STATE OF MINNESOTA
 OFFICE OF THE STATE AUDITOR
 STATEWIDE SINGLE AUDIT
 SUMMARY OF GRANT REVENUE
 BY ADMINISTERING AGENCY
 FOR THE YEAR ENDED JUNE 30, 1989

ADMINISTERING AGENCY	TOTAL	AUDIT REPORT ACCEPTABLE	ARE THERE CROSSCUTTING FINDINGS	IS THERE GRANT NONCOMPLIANCE
MN - DEPARTMENT OF HUMAN SERVICES				
RENVILLE COUNTY				
CFDA 13.658	\$ 37,903	YES	YES	
CFDA 13.667	170,544			
CFDA 13.714	208,069			
CFDA 13.780	455,994			
CFDA 13.783	43,589			
CFDA 13.992	1,379			

	\$ 962,765			
	=====			
RICE COUNTY				
CFDA 10.551	\$ 65,188	YES	YES	
CFDA 13.645	13,840			
CFDA 13.658	108,657			
CFDA 13.667	441,697			
CFDA 13.714	510,504			
CFDA 13.780	1,051,149			
CFDA 13.783	117,368			
CFDA 13.787	19,692			
CFDA 13.992	4,898			

	\$ 2,332,993			
	=====			
ROCK COUNTY				
CFDA 10.551	\$ 17,193	YES	YES	
CFDA 13.645	2,864			
CFDA 13.658	26,801			
CFDA 13.667	75,210			
CFDA 13.714	90,111			
CFDA 13.780	209,532			
CFDA 13.783	20,866			
CFDA 13.787	58			
CFDA 13.992	613			

	\$ 443,248			
	=====			
ROSEAU COUNTY				
CFDA 10.551	\$ 23,616	YES	YES	
CFDA 13.658	3,936			
CFDA 13.667	113,001			
CFDA 13.714	57,803			
CFDA 13.780	272,090			
CFDA 13.783	41,003			
CFDA 13.992	986			

	\$ 512,435			
	=====			
SCOTT COUNTY				
CFDA 10.551	\$ 85,362	YES	YES	
CFDA 13.645	8,231			
CFDA 13.658	72,693			
CFDA 13.667	320,857			
CFDA 13.714	331,513			
CFDA 13.780	663,449			
CFDA 13.783	202,077			
CFDA 13.787	369			
CFDA 13.992	2,547			

	\$ 1,687,098			
	=====			
SHAKOPEE MDEWANKTON SIOUX COMMUNITY				
CFDA 13.992	\$ 7,132	YES	YES	
CFDA 13.000	43,054			

	\$ 50,186			
	=====			

STATE OF MINNESOTA
 OFFICE OF THE STATE AUDITOR
 STATEWIDE SINGLE AUDIT
 SUMMARY OF GRANT REVENUE
 BY ADMINISTERING AGENCY
 FOR THE YEAR ENDED JUNE 30, 1989

<u>ADMINISTERING AGENCY</u>	<u>TOTAL</u>	<u>AUDIT REPORT ACCEPTABLE</u>	<u>ARE THERE CROSSCUTTING FINDINGS</u>	<u>IS THERE GRANT NONCOMPLIANCE</u>
MN - DEPARTMENT OF HUMAN SERVICES				
SHERBURNE COUNTY				
CFDA 10.551	\$ 90,779	YES	YES	
CFDA 13.645	5,476			
CFDA 13.658	54,348			
CFDA 13.667	242,842			
CFDA 13.714	166,457			
CFDA 13.780	896,329			
CFDA 13.783	128,420			
CFDA 13.787	698			
CFDA 13.992	3,708			

	\$ 1,589,057			
	=====			
SIBLEY COUNTY				
CFDA 10.551	\$ 18,094	YES	YES	
CFDA 13.645	9,138			
CFDA 13.658	4,688			
CFDA 13.667	119,640			
CFDA 13.714	135,782			
CFDA 13.780	187,367			
CFDA 13.783	22,720			
CFDA 13.787	83			
CFDA 13.992	1,020			

	\$ 498,532			
	=====			
SOUTHWEST REG DEVELOP COMM				
CFDA 10.550	\$ 167,742	YES		
CFDA 13.633	399,420			
CFDA 13.635	328,825			
CFDA 13.641	5,398			

	\$ 901,385			
	=====			
SOUTHWESTERN VOC TECH INST				
CFDA 13.992	\$ 7,124	YES		

SSD 1 MINNEAPOLIS				
CFDA 13.788	\$ 99,959	YES	YES	YES
CFDA 13.992	65,042			YES

	\$ 165,001			
	=====			
ST LOUIS COUNTY				
CFDA 10.551	\$ 752,662	YES	YES	YES
CFDA 13.125	25,400			
CFDA 13.150	20,557			
CFDA 13.645	62,901			
CFDA 13.658	1,243,481			
CFDA 13.667	3,338,973			
CFDA 13.714	2,733,917			YES
CFDA 13.780	13,483,907			
CFDA 13.783	1,331,112			
CFDA 13.787	195,850			
CFDA 13.790	42,470			
CFDA 13.992	28,687			

	\$ 23,259,917			
	=====			
STEARNS COUNTY				
CFDA 10.551	\$ 257,415	YES	YES	
CFDA 13.118	7,712			
CFDA 13.645	31,203			

STATE OF MINNESOTA
 OFFICE OF THE STATE AUDITOR
 STATEWIDE SINGLE AUDIT
 SUMMARY OF GRANT REVENUE
 BY ADMINISTERING AGENCY
 FOR THE YEAR ENDED JUNE 30, 1989

ADMINISTERING AGENCY	TOTAL	AUDIT REPORT ACCEPTABLE	ARE THERE CROSSCUTTING FINDINGS	IS THERE GRANT NONCOMPLIANCE
MN - DEPARTMENT OF HUMAN SERVICES				
STEARNS COUNTY				
CFDA 13.658	\$ 71,843	YES	YES	
CFDA 13.667	845,544			
CFDA 13.714	409,554			
CFDA 13.780	2,783,637			
CFDA 13.783	447,232			
CFDA 13.787	64,177			
CFDA 13.992	10,199			

	\$ 4,928,516			
	=====			
STEELE COUNTY				
CFDA 10.551	\$ 41,888	YES	YES	
CFDA 13.658	50,702			
CFDA 13.667	217,800			
CFDA 13.714	89,398			
CFDA 13.780	496,139			
CFDA 13.783	74,572			
CFDA 13.787	554			
CFDA 13.992	1,811			

	\$ 972,864			
	=====			
STEVENS COUNTY				
CFDA 10.551	\$ 26,385	YES	YES	
CFDA 13.658	7,725			
CFDA 13.667	99,850			
CFDA 13.714	134,676			
CFDA 13.780	272,595			
CFDA 13.783	34,747			
CFDA 13.787	11,006			
CFDA 13.992	2,237			

	\$ 589,221			
	=====			
SWIFT COUNTY				
CFDA 10.551	\$ 31,820	YES	YES	
CFDA 13.645	4,541			
CFDA 13.658	83,639			
CFDA 13.667	136,533			
CFDA 13.714	61,573			
CFDA 13.780	309,156			
CFDA 13.783	43,224			
CFDA 13.787	99			
CFDA 13.992	1,066			

	\$ 671,651			
	=====			
THE WAYSIDE HOUSE INC				
CFDA 13.992	\$ 66,757	YES	YES	

TODD COUNTY				
CFDA 10.551	\$ 74,135	YES	YES	
CFDA 13.645	7,347			
CFDA 13.658	36,192			
CFDA 13.667	297,070			YES
CFDA 13.714	127,272			YES
CFDA 13.780	926,791			
CFDA 13.783	110,099			
CFDA 13.992	2,787			

	\$ 1,581,693			
	=====			

STATE OF MINNESOTA
 OFFICE OF THE STATE AUDITOR
 STATEWIDE SINGLE AUDIT
 SUMMARY OF GRANT REVENUE
 BY ADMINISTERING AGENCY
 FOR THE YEAR ENDED JUNE 30, 1989

ADMINISTERING AGENCY	TOTAL	AUDIT REPORT ACCEPTABLE	ARE THERE CROSSCUTTING FINDINGS	IS THERE GRANT NONCOMPLIANCE
MN - DEPARTMENT OF HUMAN SERVICES				
TRAVERSE COUNTY		YES	YES	
CFDA 10.551	\$ 13,161			
CFDA 13.658	5,793			
CFDA 13.667	60,105			
CFDA 13.714	32,331			
CFDA 13.780	120,479			
CFDA 13.783	14,009			
CFDA 13.992	437			

	\$ 246,315			
	=====			
TRI-VALLEY OPPORTUNITY COUNCIL INC		YES		
CFDA 84.011	\$ 438,300			YES
	=====			
UNIVERSITY OF MINNESOTA		YES		
CFDA 13.128	\$ 6,826			YES
CFDA 13.242	7,665			YES
CFDA 13.668	2,788			YES
CFDA 13.787	67,924			YES
CFDA 13.992	58,549			YES

	\$ 143,752			
	=====			
UPPER MN VALLEY REG DEVELOP COMM		YES		
CFDA 10.550	\$ 93,320			
CFDA 13.633	148,418			
CFDA 13.635	163,163			
CFDA 13.641	1,264			

	\$ 406,165			
	=====			
WABASHA COUNTY		YES	YES	
CFDA 10.551	\$ 32,033			
CFDA 13.645	9,200			
CFDA 13.658	30,945			
CFDA 13.667	168,184			
CFDA 13.714	236,936			
CFDA 13.780	359,830			
CFDA 13.783	36,870			
CFDA 13.787	34,191			
CFDA 13.991	440			
CFDA 13.992	1,430			

	\$ 910,059			
	=====			
WADENA COUNTY		YES	YES	
CFDA 10.551	\$ 41,643			
CFDA 13.645	4,121			
CFDA 13.658	55,053			
CFDA 13.667	195,577			
CFDA 13.714	306,938			
CFDA 13.780	833,903			
CFDA 13.783	76,896			
CFDA 13.992	1,653			

	\$ 1,515,784			
	=====			
WASECA COUNTY		YES	YES	
CFDA 10.551	\$ 51,493			YES
CFDA 13.658	108,313			YES
CFDA 13.667	152,953			YES
CFDA 13.714	108,704			YES
CFDA 13.780	436,140			YES

STATE OF MINNESOTA
OFFICE OF THE STATE AUDITOR
STATEWIDE SINGLE AUDIT
SUMMARY OF GRANT REVENUE
BY ADMINISTERING AGENCY
FOR THE YEAR ENDED JUNE 30, 1989

ADMINISTERING AGENCY	TOTAL	AUDIT REPORT ACCEPTABLE	ARE THERE CROSSCUTTING FINDINGS	IS THERE GRANT NONCOMPLIANCE
MN - DEPARTMENT OF HUMAN SERVICES				
WASECA COUNTY				
CFDA 13.783	\$ 75,588	YES	YES	
CFDA 13.787	16,519			YES
CFDA 13.992	1,366			YES
	----- \$ 951,076 =====			
WASHINGTON COUNTY				
CFDA 10.551	\$ 153,474	YES	YES	
CFDA 13.645	34,890			
CFDA 13.658	95,922			
CFDA 13.667	808,853			
CFDA 13.714	1,073,679			
CFDA 13.780	3,013,445			
CFDA 13.783	700,520			
CFDA 13.787	81,115			
CFDA 13.790	5,926			
CFDA 13.992	12,382			
	----- \$ 5,980,206 =====			
WESTERN HUMAN DEVELOPMENT CENTER				
CFDA 13.242	\$ 30,995	YES	YES	
	----- \$ 283,613 =====			
WHITE EARTH RESERVATION				
CFDA 13.992	\$ 122,370	YES		
CFDA 15.144	161,243			
	----- \$ 493,893 =====			
WILKIN COUNTY				
CFDA 10.551	\$ 20,791	YES	YES	
CFDA 13.658	24,174			
CFDA 13.667	83,055			
CFDA 13.714	40,572			
CFDA 13.780	296,183			
CFDA 13.783	24,478			
CFDA 13.787	4,308			
CFDA 13.992	332			
	----- \$ 493,893 =====			
WINONA COUNTY				
CFDA 10.551	\$ 92,510	YES	YES	
CFDA 13.645	11,434			YES
CFDA 13.658	120,313			
CFDA 13.667	393,755			
CFDA 13.714	440,142			
CFDA 13.780	1,067,642			
CFDA 13.783	168,806			
CFDA 13.787	2,078			
CFDA 13.992	17,116			
	----- \$ 2,313,796 =====			
WRIGHT COUNTY				
CFDA 10.551	\$ 111,619	YES	YES	
CFDA 13.608	8,133			
CFDA 13.633	39,990			
CFDA 13.645	30,091			
CFDA 13.658	100,475			
CFDA 13.667	463,876			
CFDA 13.714	201,755			

STATE OF MINNESOTA
 OFFICE OF THE STATE AUDITOR
 STATEWIDE SINGLE AUDIT
 SUMMARY OF GRANT REVENUE
 BY ADMINISTERING AGENCY
 FOR THE YEAR ENDED JUNE 30, 1989

<u>ADMINISTERING AGENCY</u>	<u>TOTAL</u>	<u>AUDIT REPORT ACCEPTABLE</u>	<u>ARE THERE CROSSCUTTING FINDINGS</u>	<u>IS THERE GRANT NONCOMPLIANCE</u>
MN - DEPARTMENT OF HUMAN SERVICES				
WRIGHT COUNTY				
CFDA 13.780	\$ 1,526,873	YES	YES	
CFDA 13.783	204,165			
CFDA 13.787	20,976			
CFDA 13.992	3,806			

	\$ 2,711,759			
	=====			
YELLOW MEDICINE COUNTY				
CFDA 10.551	\$ 33,692	YES	YES	
CFDA 13.645	3,585			
CFDA 13.658	26,968			
CFDA 13.667	133,938			
CFDA 13.714	274,041			
CFDA 13.780	353,176			
CFDA 13.783	46,802			
CFDA 13.787	377			

	\$ 872,579			
	=====			
ZUMBRO VALLEY MENTAL HEALTH CTR INC		YES		
CFDA 13.992	\$ 171,382			YES
	=====			
MN - DEPARTMENT OF JOBS & TRAINING				
ANOKA COUNTY				
CFDA 13.790	\$ 144,638	YES	YES	
CFDA 17.235	58,509			
CFDA 17.246	40,000			
CFDA 17.250	825,577			

	\$ 1,068,724			
	=====			
ANOKA COUNTY COMM ACTION PROG INC				
CFDA 10.550	\$ 360,664	YES		YES
CFDA 10.568	20,384			YES
CFDA 13.792	365,714			YES
CFDA 13.789	1,074,688			YES
CFDA 81.042	342,831			YES

	\$ 2,164,281			
	=====			
ARROWHEAD ECON OPPORTUNITY COUNCIL				
CFDA 10.568	\$ 25,543	YES		
CFDA 13.789	3,380,950			
CFDA 13.792	376,245			
CFDA 17.235	51,492			
CFDA 17.250	58,002			
CFDA 81.042	103,483			

	\$ 3,995,715			
	=====			
ARROWHEAD REGIONAL CORR BOARD				
CFDA 16.540	\$ 109,831	YES		
	=====			
BELTRAMI COUNTY				
CFDA 14.231	\$ 12,036	YES	YES	
CFDA 16.540	26,551			

	\$ 38,587			
	=====			

STATE OF MINNESOTA
OFFICE OF THE STATE AUDITOR
STATEWIDE SINGLE AUDIT
SUMMARY OF GRANT REVENUE
BY ADMINISTERING AGENCY
FOR THE YEAR ENDED JUNE 30, 1989

ADMINISTERING AGENCY	TOTAL	AUDIT REPORT ACCEPTABLE	ARE THERE CROSSCUTTING FINDINGS	IS THERE GRANT NONCOMPLIANCE
MN - DEPARTMENT OF JOBS & TRAINING				
BENTON COUNTY		YES	YES	
CFDA 13.789	\$ 222,848			
	----- \$ 222,848 =====			
BI-COUNTY COMM ACTION COUNCIL		YES		
CFDA 13.792	\$ 306,385			YES
CFDA 13.789	2,322,404			YES
CFDA 81.042	258,584			YES
CFDA 10.568	13,581			
CFDA 10.550	261,797			
	----- \$ 3,162,751 =====			
BLINDNESS LEARNING IN NEW DIMENSION		YES	YES	
CFDA 84.126	\$ 189,590			YES
	----- \$ 189,590 =====			
BLUE EARTH COUNTY		YES	YES	
CFDA 13.789	\$ 619,983			
	----- \$ 619,983 =====			
BOISE FORTE RES BUS COMM		YES	YES	
CFDA 10.568	\$ 819			YES
CFDA 13.789	100,242			YES
CFDA 13.792	47,631			YES
CFDA 81.042	13,244			YES
	----- \$ 161,936 =====			
BROWN COUNTY		YES		
CFDA 13.789	\$ 359,823			
	----- \$ 359,823 =====			
CARVER COUNTY		YES	YES	
CFDA 17.235	\$ 55,669			
	----- \$ 55,669 =====			
CATHOLIC CHARITIES-ST PAUL AND MPLS		YES		
CFDA 14.231	\$ 15,000			
	----- \$ 15,000 =====			
CHILD CARE RESOURCE REFERRAL INC		YES	YES	
CFDA 13.792	\$ 21,115			
	----- \$ 21,115 =====			
CITY OF BURNSVILLE		YES	YES	
CFDA 16.540	\$ 7,000			
	----- \$ 7,000 =====			
CITY OF CROOKSTON		YES		
CFDA 14.231	\$ 61,015			
	----- \$ 61,015 =====			
CITY OF DULUTH		YES	YES	
CFDA 14.231	\$ 16,234			
CFDA 17.235	144,272			
CFDA 17.246	210,838			
CFDA 17.250	699,776			
	----- \$ 1,071,120 =====			
CITY OF MANKATO		YES		
CFDA 14.231	\$ 25,137			
	----- \$ 25,137 =====			
CITY OF MINNEAPOLIS		YES	YES	
CFDA 10.568	\$ 65,980			
CFDA 10.569	855,728			
CFDA 13.789	7,194,816			
CFDA 13.792	1,117,147			
CFDA 14.231	5,043			

STATE OF MINNESOTA
OFFICE OF THE STATE AUDITOR
STATEWIDE SINGLE AUDIT
SUMMARY OF GRANT REVENUE
BY ADMINISTERING AGENCY
FOR THE YEAR ENDED JUNE 30, 1989

ADMINISTERING AGENCY	TOTAL	AUDIT REPORT ACCEPTABLE	ARE THERE CROSSCUTTING FINDINGS	IS THERE GRANT NONCOMPLIANCE
MN - DEPARTMENT OF JOBS & TRAINING				
CITY OF MINNEAPOLIS		YES	YES	
CFDA 17.246	\$ 110,460			
CFDA 17.250	2,477,918			
CFDA 81.042	1,546,170			YES
	----- \$ 13,373,262 =====			
CITY OF MOORHEAD		YES		
CFDA 14.231	\$ 38,766			
	=====			
CITY OF ST CLOUD		YES	YES	
CFDA 14.231	\$ 32,969			
	=====			
CITY OF ST PAUL		YES	YES	
CFDA 14.231	\$ 86,160			
CFDA 17.246	113,188			
CFDA 17.250	1,927,618			
	----- \$ 2,126,966 =====			
CLAY-WILKIN OPPORTUNITY COUNCIL		YES		
CFDA 10.568	\$ 4,995			
CFDA 13.789	826,625			
CFDA 13.792	205,269			
CFDA 81.042	140,231			
	----- \$ 1,177,120 =====			
CLEARWATER COUNTY		YES	YES	
CFDA 13.789	\$ 508,986			
	=====			
COMM ACTION FOR SUBURBAN HENNEPIN		YES		YES
CFDA 13.792	\$ 467,215			YES
CFDA 10.568	31,033			YES
	----- \$ 498,248 =====			
CROW WING COUNTY		YES	YES	
CFDA 13.789	\$ 1,514,912			
	=====			
DAKOTA COUNTY		YES	YES	
CFDA 13.789	\$ 805,583			
CFDA 17.235	70,144			
CFDA 17.246	36,463			
CFDA 17.250	762,040			
CFDA 81.042	194,751			
	----- \$ 1,868,981 =====			
DOUGLAS COUNTY		YES	YES	
CFDA 13.789	\$ 493,789			
	=====			
DULUTH COMM ACTION PROG INC		YES	YES	
CFDA 10.568	\$ 21,346			
CFDA 13.789	2,033,275			
CFDA 13.792	297,521			
CFDA 81.042	478,134			
	----- \$ 2,830,276 =====			
EAST SUBURBAN RESOURCES		YES		
CFDA 84.128	\$ 40,251			
	=====			

STATE OF MINNESOTA
OFFICE OF THE STATE AUDITOR
STATEWIDE SINGLE AUDIT
SUMMARY OF GRANT REVENUE
BY ADMINISTERING AGENCY
FOR THE YEAR ENDED JUNE 30, 1989

ADMINISTERING AGENCY	TOTAL	AUDIT REPORT ACCEPTABLE	ARE THERE CROSSCUTTING FINDINGS	IS THERE GRANT NONCOMPLIANCE
MN - DEPARTMENT OF JOBS & TRAINING				
FOND DU LAC RESERVATION		YES		
CFDA 10.568	\$ 43,048			
CFDA 13.789	223,227			
CFDA 13.792	53,656			
CFDA 81.042	1,952			
	----- \$ 321,883 =====			
FREEBORN COUNTY		YES	YES	
CFDA 10.568	\$ 6,581			
CFDA 13.792	91,271			
	----- \$ 97,852 =====			
GOODHUE-RICE-WABASHA CITZ ACT CNCL		YES		
CFDA 10.568	\$ 12,743			
CFDA 17.235	49,890			
CFDA 13.792	196,010			
CFDA 13.991	6,400			
CFDA 13.789	487,910			
CFDA 81.042	289,051			
CFDA 10.550	203,564			
	----- \$ 1,245,568 =====			
GRAND PORTAGE RESERVATION		YES	YES	
CFDA 10.568	\$ 3,885			
CFDA 13.789	39,358			
CFDA 13.792	36,080			
CFDA 81.042	2,648			
	----- \$ 81,971 =====			
GREEN THUMB INC		YES		
CFDA 17.235	\$ 84,813			
	----- \$ 84,813 =====			
HENNEPIN COUNTY		YES		
CFDA 13.789	\$ 405,029			
CFDA 14.231	108,532			
CFDA 17.250	2,061,317			
CFDA 81.042	510,006			
	----- \$ 3,084,884 =====			
HENNEPIN TECHNICAL CENTER NO 287		YES	YES	
CFDA 17.250	\$ 82,263			
	----- \$ 82,263 =====			
HUBBARD COUNTY		YES	YES	
CFDA 13.789	\$ 448,338			
	----- \$ 448,338 =====			
INTER-COUNTY COMMUNITY COUNCIL		YES		
CFDA 13.792	\$ 213,611			
CFDA 13.789	1,068,696			
CFDA 10.550	222,300			
CFDA 10.568	11,864			
CFDA 17.235	80,271			
CFDA 81.042	232,130			
	----- \$ 1,828,872 =====			
INTERSTATE REHABILITATION CENTER		YES		
CFDA 84.126	\$ 27,701			
CFDA 84.128	55,586			
	----- \$ 83,287 =====			

STATE OF MINNESOTA
 OFFICE OF THE STATE AUDITOR
 STATEWIDE SINGLE AUDIT
 SUMMARY OF GRANT REVENUE
 BY ADMINISTERING AGENCY
 FOR THE YEAR ENDED JUNE 30, 1989

<u>ADMINISTERING AGENCY</u>	<u>TOTAL</u>	<u>AUDIT REPORT ACCEPTABLE</u>	<u>ARE THERE CROSSCUTTING FINDINGS</u>	<u>IS THERE GRANT NONCOMPLIANCE</u>
MN - DEPARTMENT OF JOBS & TRAINING				
ISD 276 MINNETONKA		YES		
CFDA 16.540	\$ 32,651			

	\$ 32,651			
	=====			
ISD 492 AUSTIN		YES	YES	
CFDA 17.246	\$ 5,233			

ISD 621 MOUNDS VIEW		YES	YES	
CFDA 16.540	\$ 20,193			

ISD 625 ST PAUL		YES		
CFDA 84.126	\$ 34,946			
CFDA 84.128	7,688			

	\$ 42,634			
	=====			
ISD 709 DULUTH		YES	YES	
CFDA 13.792	\$ 120,224			

ISD 793 STAPLES		YES	YES	
CFDA 17.245	\$ 1,667			

ITASCA COUNTY		YES	YES	
CFDA 16.540	\$ 66,000			

KANABEC COUNTY		YES	YES	
CFDA 17.207	\$ 1,668			

KANDIYOHI COUNTY		YES	YES	
CFDA 14.231	\$ 14,604			

KOOCHICHING-ITASCA ACTION CNCL		YES	YES	
CFDA 10.550	\$ 95,546			
CFDA 10.568	7,609			
CFDA 13.789	1,794,489			YES
CFDA 13.792	199,082			YES
CFDA 81.042	210,461			YES

	\$ 2,307,187			
	=====			
LAKES & PINES COMM ACT COUNCIL		YES		
CFDA 13.792	\$ 418,269			
CFDA 13.789	2,963,578			
CFDA 81.042	420,952			

	\$ 3,802,799			
	=====			
LEECH LAKE RESERVATION BUS COMM		YES		
CFDA 10.568	\$ 1,855			
CFDA 13.789	460,413			YES
CFDA 13.792	167,927			YES
CFDA 17.250	4,177			
CFDA 81.042	68,180			

	\$ 702,552			
	=====			
LOCAL 41 UAW		YES		
CFDA 17.250	\$ 259,059			

LOWER SIOUX COMM COUNCIL		YES	YES	
CFDA 10.568	\$ 719			
CFDA 13.792	16,149			

	\$ 16,868			
	=====			

STATE OF MINNESOTA
OFFICE OF THE STATE AUDITOR
STATEWIDE SINGLE AUDIT
SUMMARY OF GRANT REVENUE
BY ADMINISTERING AGENCY
FOR THE YEAR ENDED JUNE 30, 1989

<u>ADMINISTERING AGENCY</u>	<u>TOTAL</u>	<u>AUDIT REPORT ACCEPTABLE</u>	<u>ARE THERE CROSSCUTTING FINDINGS</u>	<u>IS THERE GRANT NONCOMPLIANCE</u>
MN - DEPARTMENT OF JOBS & TRAINING				
MAHUBE COMMUNITY COUNCIL		YES		
CFDA 10.568	\$ 278,496			
CFDA 13.792	197,946			
CFDA 13.789	1,189,493			YES
CFDA 81.042	253,842			YES
	----- \$ 1,919,777 =====			
MANKATO REHABILITATION CENTER INC		YES		
CFDA 84.126	\$ 20,700			
CFDA 84.177	21,600			
	----- \$ 42,300 =====			
MCLEOD COUNTY		YES	YES	
CFDA 14.231	\$ 14,603			

METRO CENTER FOR INDEP LIVING		YES		
CFDA 84.132	\$ 209,890			

MINN CHIPPEWA TRIBE		YES		
CFDA 17.235	\$ 167,061			

MINNESOTA MIGRANT COUNCIL		YES		
CFDA 10.550	\$ 3,731			
CFDA 10.568	939			
CFDA 13.792	230,230			
CFDA 17.246	176,856			
	----- \$ 411,756 =====			
MINNESOTA VALLEY ACTION COUNCIL		YES	YES	
CFDA 10.550	\$ 160,188			
CFDA 10.568	6,245			
CFDA 13.789	1,914,679			YES
CFDA 13.792	565,617			YES
CFDA 17.235	282,667			
CFDA 17.246	259,415			YES
CFDA 17.250	1,222,971			
CFDA 81.042	649,353			YES
	----- \$ 5,061,135 =====			
MN CITIZENS CNCL ON CRIME & JUSTICE		YES		
CFDA 16.540	\$ 16,875			

MORRISON COUNTY		YES	YES	
CFDA 13.789	\$ 915,537			
CFDA 16.540	41,000			
	----- \$ 956,537 =====			
MPLS URBAN LEAGUE		YES	YES	
CFDA 17.235	\$ 167,090			
CFDA 17.250	114,645			
	----- \$ 281,735 =====			
MULTI RESOURCES CENTER		YES		
CFDA 17.246	\$ 82,891			

NE MINN OFFICE OF JOB TRAINING		YES		
CFDA 17.246	\$ 183,723			

STATE OF MINNESOTA
OFFICE OF THE STATE AUDITOR
STATEWIDE SINGLE AUDIT
SUMMARY OF GRANT REVENUE
BY ADMINISTERING AGENCY
FOR THE YEAR ENDED JUNE 30, 1989

ADMINISTERING AGENCY	TOTAL	AUDIT REPORT ACCEPTABLE	ARE THERE CROSSCUTTING FINDINGS	IS THERE GRANT NONCOMPLIANCE
MN - DEPARTMENT OF JOBS & TRAINING				
NE MINN OFFICE OF JOB TRAINING		YES		
CFDA 17.250	\$ 3,384,073			

	\$ 3,567,796			
	=====			
NORTHWEST COMM ACTION INC		YES		
CFDA 10.550	\$ 118,427			
CFDA 10.568	6,972			
CFDA 13.792	263,642			
CFDA 13.789	586,642			
CFDA 81.042	186,035			

	\$ 1,161,718			
	=====			
NORTHWEST PRIVATE INDUSTRY COUNCIL		YES	YES	
CFDA 17.250	\$ 1,338,473			

OLMSTED COUNTY		YES	YES	
CFDA 10.568	\$ 7,703			
CFDA 13.789	521,647			
CFDA 13.792	173,788			
CFDA 14.231	16,121			
CFDA 16.540	33,216			
CFDA 10.550	80,377			

	\$ 832,852			
	=====			
OPPORTUNITY WORKSHOP INC		YES		
CFDA 84.133	\$ 21,688			

OTTER TAIL COUNTY		YES	YES	YES
CFDA 13.789	\$ 1,584,506			

OTTERTAIL-WADENA COMM ACT CNCL		YES		YES
CFDA 10.568	\$ 14,474			YES
CFDA 13.789	640,802			YES
CFDA 13.792	275,131			YES
CFDA 81.042	302,361			

	\$ 1,232,768			
	=====			
PARENTS IN COMMUNITY ACTION INC		YES		
CFDA 13.792	\$ 400,383			

POLK COUNTY		YES	YES	
CFDA 14.231	\$ 8,446			

PRAIRIE FIVE COMM ACT CNL		YES		
CFDA 10.550	\$ 111,938			
CFDA 10.568	10,755			
CFDA 13.792	254,849			
CFDA 13.789	1,296,049			
CFDA 81.042	227,734			

	\$ 1,901,325			
	=====			
PRAIRIE ISLAND INDIAN COMMUNITY		YES		YES
CFDA 13.792	\$ 16,943			

PRIVATE INDUSTRY COUNCIL FIVE		YES		
CFDA 17.246	\$ 33,129			
CFDA 17.250	2,824,909			

	\$ 2,858,038			
	=====			

STATE OF MINNESOTA
OFFICE OF THE STATE AUDITOR
STATEWIDE SINGLE AUDIT
SUMMARY OF GRANT REVENUE
BY ADMINISTERING AGENCY
FOR THE YEAR ENDED JUNE 30, 1989

ADMINISTERING AGENCY	TOTAL	AUDIT REPORT ACCEPTABLE	ARE THERE CROSSCUTTING FINDINGS	IS THERE GRANT NONCOMPLIANCE
MN - DEPARTMENT OF JOBS & TRAINING				
RAMSEY ACTION PROGRAMS				
CFDA 10.550	\$ 1,177,991	YES		YES
CFDA 10.568	52,196			YES
CFDA 13.789	4,441,262			YES
CFDA 13.792	1,218,819			YES
CFDA 81.042	1,200,147			YES
	----- \$ 8,090,415 =====			
RAMSEY COUNTY				
CFDA 17.246	\$ 62,251	YES		
CFDA 17.249	376			
CFDA 17.250	541,714			
	----- \$ 604,341 =====			
REACH-UP INCORPORATED				
CFDA 13.792	\$ 112,907	YES	YES	YES
RED LAKE BAND OF CHIPPEWA INDIANS				
CFDA 10.550	\$ 33,591	YES		
CFDA 10.568	1,136			
CFDA 13.789	352,093			
CFDA 13.792	112,464			
CFDA 16.540	31,561			
CFDA 81.042	63,889			
	----- \$ 594,734 =====			
REDWOOD COUNTY				
CFDA 13.789	\$ 66,030	YES	YES	
REGION SIX EAST COMMUNITY ACT CNL				
CFDA 10.550	\$ 317,098	YES		
CFDA 10.568	15,267			
CFDA 13.789	1,357,397			
CFDA 13.792	308,304			
CFDA 81.042	311,416			
	----- \$ 2,309,482 =====			
RENVILLE COUNTY				
CFDA 13.789	\$ 286,308	YES	YES	
ROCHESTER CTR FOR INDIVIDUAL LIVING				
CFDA 84.132	\$ 110,565	YES		
CFDA 84.169	7,000			
	----- \$ 117,565 =====			
ROSEAU COUNTY				
CFDA 13.789	\$ 149,489	YES	YES	
RURAL ENTERPRISE ACCEPTABLE LIVING				
CFDA 84.132	\$ 91,999	YES	YES	YES
CFDA 84.169	2,621			YES
	----- \$ 94,620 =====			
SCOTT CARVER DAKOTA COMM ACT AGENCY				
CFDA 10.568	\$ 15,463	YES		
CFDA 13.792	448,774			
CFDA 13.789	411,814			

STATE OF MINNESOTA
OFFICE OF THE STATE AUDITOR
STATEWIDE SINGLE AUDIT
SUMMARY OF GRANT REVENUE
BY ADMINISTERING AGENCY
FOR THE YEAR ENDED JUNE 30, 1989

ADMINISTERING AGENCY	TOTAL	AUDIT REPORT ACCEPTABLE	ARE THERE CROSSCUTTING FINDINGS	IS THERE GRANT NONCOMPLIANCE
MN - DEPARTMENT OF JOBS & TRAINING				
SCOTT CARVER DAKOTA COMM ACT AGENCY		YES		
CFDA 81.042	\$ 136,382			

	\$ 1,012,433			
	=====			
SCOTT COUNTY		YES	YES	
CFDA 16.540	\$ 70,817			
CFDA 17.235	36,050			

	\$ 106,867			
	=====			
SE MN JTPA JOINT POWERS BOARD		YES	YES	
CFDA 17.246	\$ 81,154			
CFDA 17.250	1,785,494			

	\$ 1,866,648			
	=====			
SEMCAC INC		YES		
CFDA 10.550	\$ 479,160			YES
CFDA 10.568	25,253			YES
CFDA 13.792	464,011			YES
CFDA 13.789	2,395,361			YES
CFDA 81.042	558,251			YES

	\$ 3,922,036			
	=====			
SERVICE INDUSTRIES		YES	YES	
CFDA 84.126	\$ 36,608			

SEVEN COUNTY SENIOR FEDERATION INC		YES		
CFDA 10.550	\$ 174,026			
CFDA 10.568	18,153			

	\$ 192,179			
	=====			
SHAKOPEE MDEWANKTON SIOUX COMMUNITY		YES		
CFDA 13.792	\$ 12,025			

SOUTHWEST MINN OPPORTUNITY CNL		YES		
CFDA 10.550	\$ 109,772			
CFDA 10.568	5,674			
CFDA 13.789	870,453			
CFDA 13.792	242,529			
CFDA 17.235	154,501			
CFDA 81.042	165,547			

	\$ 1,548,476			
	=====			
SOUTHWEST MINN PIC		YES	YES	
CFDA 17.246	\$ 359,322			
CFDA 17.250	1,456,844			

	\$ 1,816,166			
	=====			
SSD 1 MINNEAPOLIS		YES	YES	
CFDA 16.540	\$ 30,481			YES

STEARNS COUNTY		YES	YES	
CFDA 13.789	\$ 629,865			
CFDA 17.250	1,489,233			YES

	\$ 2,119,098			
	=====			

STATE OF MINNESOTA
OFFICE OF THE STATE AUDITOR
STATEWIDE SINGLE AUDIT
SUMMARY OF GRANT REVENUE
BY ADMINISTERING AGENCY
FOR THE YEAR ENDED JUNE 30, 1989

ADMINISTERING AGENCY	TOTAL	AUDIT REPORT ACCEPTABLE	ARE THERE CROSSCUTTING FINDINGS	IS THERE GRANT NONCOMPLIANCE
MN - DEPARTMENT OF JOBS & TRAINING				
STEELE COUNTY		YES	YES	
CFDA 13.789	\$ 237,114			

	\$ 237,114			
	=====			
TM & M CONSULTANTS		YES	YES	YES
CFDA 17.250	\$ 30,000			
	=====			
TODD COUNTY		YES	YES	
CFDA 13.789	\$ 665,205			
	=====			
TRI-COUNTY ACTION PROGRAMS		YES		
CFDA 10.550	\$ 441,133			
CFDA 10.568	24,113			
CFDA 13.792	487,733			
CFDA 13.789	634,058			
CFDA 14.231	1,975			
CFDA 81.042	414,846			

	\$ 2,003,858			
	=====			
TRI-COUNTY COMM ACTION PROGRAM		YES	YES	
CFDA 10.550	\$ 354,552			
CFDA 10.568	33,944			
CFDA 13.792	541,536			
CFDA 13.789	314,119			
CFDA 81.042	371,401			

	\$ 1,615,552			
	=====			
TRI-VALLEY OPPORTUNITY COUNCIL INC		YES		
CFDA 10.568	\$ 41,108			
CFDA 13.792	318,513			YES
CFDA 13.789	1,038,412			
CFDA 17.235	49,471			
CFDA 81.042	92,215			

	\$ 1,539,719			
	=====			
UNIVERSITY OF MINNESOTA		YES		
CFDA 84.126	\$ 31,815			YES
	=====			
WASHINGTON COUNTY		YES	YES	
CFDA 17.235	\$ 43,359			
CFDA 17.250	304,044			

	\$ 347,403			
	=====			
WEST CENTRAL MN COMM ACTION CNCL		YES		
CFDA 10.550	\$ 154,545			
CFDA 10.568	9,027			
CFDA 13.792	264,780			YES
CFDA 13.792	9,329			
CFDA 13.789	1,046,354			YES
CFDA 81.042	344,332			YES

	\$ 1,828,367			
	=====			
WEST HENNEPIN HUMAN SERVICES		YES		
CFDA 13.789	\$ 1,417,720			
	=====			
WESTERN COMMUNITY ACT PROGRAM		YES		
CFDA 10.550	\$ 108,506			

STATE OF MINNESOTA
OFFICE OF THE STATE AUDITOR
STATEWIDE SINGLE AUDIT
SUMMARY OF GRANT REVENUE
BY ADMINISTERING AGENCY
FOR THE YEAR ENDED JUNE 30, 1989

ADMINISTERING AGENCY	TOTAL	AUDIT REPORT ACCEPTABLE	ARE THERE CROSSCUTTING FINDINGS	IS THERE GRANT NONCOMPLIANCE
MN - DEPARTMENT OF JOBS & TRAINING				
WESTERN COMMUNITY ACT PROGRAM		YES		
CFDA 10.568	\$ 11,509			
CFDA 13.792	307,067			
CFDA 13.789	1,200,157			
CFDA 81.042	281,733			

	\$ 1,908,972			
	=====			
WHITE EARTH RESERVATION		YES		
CFDA 13.789	\$ 352,997			
CFDA 13.792	110,936			
CFDA 81.042	39,141			

	\$ 503,074			
	=====			
WINONA COUNTY		YES	YES	
CFDA 17.250	\$ 84,688			
	=====			
WRIGHT COUNTY		YES	YES	
CFDA 13.789	\$ 569,204			
	=====			
WRIGHT COUNTY COMMUNITY ACTION INC		YES	YES	
CFDA 10.550	\$ 125,595			
CFDA 10.568	6,963			
CFDA 13.792	179,547			
CFDA 13.789	76,867			
CFDA 81.042	114,353			

	\$ 503,325			
	=====			
MN - DEPARTMENT OF NATURAL RESOURCES				
AITKIN COUNTY		YES	YES	
CFDA 10.669	\$ 34,000			
	=====			
BECKER COUNTY		YES	YES	
CFDA 10.669	\$ 19,000			
	=====			
BELTRAMI COUNTY		YES	YES	
CFDA 10.669	\$ 34,000			
	=====			
CARLTON COUNTY		YES	YES	YES
CFDA 10.669	\$ 22,736			
	=====			
CARVER COUNTY		YES	YES	
CFDA 20.005	\$ 7,756			
	=====			
CASS COUNTY		YES	YES	
CFDA 10.669	\$ 48,991			
	=====			
CLEARWATER COUNTY		YES	YES	
CFDA 10.669	\$ 18,266			
	=====			
COOK COUNTY		YES	YES	
CFDA 10.669	\$ 10,284			
	=====			
CROW WING COUNTY		YES	YES	
CFDA 10.669	\$ 29,000			
	=====			
DAKOTA COUNTY		YES	YES	
CFDA 20.005	\$ 11,000			
	=====			

STATE OF MINNESOTA
OFFICE OF THE STATE AUDITOR
STATEWIDE SINGLE AUDIT
SUMMARY OF GRANT REVENUE
BY ADMINISTERING AGENCY
FOR THE YEAR ENDED JUNE 30, 1989

ADMINISTERING AGENCY	TOTAL	AUDIT REPORT ACCEPTABLE	ARE THERE CROSSCUTTING FINDINGS	IS THERE GRANT NONCOMPLIANCE
MN - DEPARTMENT OF NATURAL RESOURCES				
HUBBARD COUNTY		YES	YES	
CFDA 10.669	\$ 34,000			

	\$ 34,000			
	=====			
ITASCA COUNTY		YES	YES	
CFDA 10.669	\$ 58,000			
	=====			
KOOCHICHING COUNTY		YES	YES	
CFDA 10.669	\$ 10,894			
	=====			
LAKE COUNTY		YES	YES	YES
CFDA 10.669	\$ 35,818			
	=====			
PINE COUNTY		YES	YES	YES
CFDA 10.669	\$ 7,445			
	=====			
ROSEAU COUNTY		YES	YES	
CFDA 10.669	\$ 4,340			
	=====			
ST LOUIS COUNTY		YES	YES	
CFDA 10.669	\$ 148,269			
	=====			
MN - DEPARTMENT OF PUBLIC SAFETY				
AITKIN COUNTY		YES	YES	
CFDA 20.600	\$ 15,991			
CFDA 83.503	6,113			

	\$ 22,104			
	=====			
ANOKA COUNTY		YES	YES	
CFDA 83.503	\$ 37,264			
	=====			
BECKER COUNTY		YES	YES	
CFDA 20.600	\$ 19,563			
CFDA 83.503	2,900			

	\$ 22,463			
	=====			
BELTRAMI COUNTY		YES	YES	
CFDA 16.579	\$ 92,329			
CFDA 20.600	8,394			
CFDA 83.503	7,312			

	\$ 108,035			
	=====			
BELTRAMI ELECTRIC COOP		YES		
CFDA 83.516	\$ 66,258			
	=====			
BENTON COUNTY		YES	YES	
CFDA 83.503	\$ 5,568			
	=====			
BIG STONE COUNTY		YES	YES	
CFDA 20.600	\$ 56,469			
	=====			
BLUE EARTH COUNTY		YES	YES	
CFDA 83.504	\$ 9,946			
	=====			
BROWN COUNTY		YES		
CFDA 20.600	\$ 4,256			

STATE OF MINNESOTA
 OFFICE OF THE STATE AUDITOR
 STATEWIDE SINGLE AUDIT
 SUMMARY OF GRANT REVENUE
 BY ADMINISTERING AGENCY
 FOR THE YEAR ENDED JUNE 30, 1989

<u>ADMINISTERING AGENCY</u>	<u>TOTAL</u>	<u>AUDIT REPORT ACCEPTABLE</u>	<u>ARE THERE CROSSCUTTING FINDINGS</u>	<u>IS THERE GRANT NONCOMPLIANCE</u>
MN - DEPARTMENT OF PUBLIC SAFETY				
BROWN COUNTY		YES		
CFDA 83.503	\$ 8,182			

	\$ 12,438			
	=====			
CARLTON COUNTY		YES	YES	YES
CFDA 83.503	\$ 5,137			
	=====			
CARVER COUNTY		YES	YES	
CFDA 16.573	\$ 10,000			
CFDA 83.503	21,931			

	\$ 31,931			
	=====			
CENTRAL MINNESOTA MCIU		YES		
CFDA 16.579	\$ 120,760			
	=====			
CHIPPEWA COUNTY		YES	YES	
CFDA 20.600	\$ 11,048			
CFDA 83.503	12,463			

	\$ 23,511			
	=====			
CHISAGO COUNTY		YES	YES	
CFDA 20.600	\$ 23,990			
CFDA 83.503	4,999			

	\$ 28,989			
	=====			
CITY OF ADA		YES	YES	
CFDA 83.516	\$ 61,626			
	=====			
CITY OF BLOOMINGTON		YES	YES	
CFDA 83.516	\$ 60,876			
CFDA 16.573	8,190			

	\$ 69,066			
	=====			
CITY OF BREEZY POINT		YES	YES	
CFDA 16.579	\$ 38,000			
	=====			
CITY OF BURNSVILLE		YES	YES	
CFDA 16.579	\$ 134,346			
CFDA 83.516	15,403			

	\$ 149,749			
	=====			
CITY OF CRYSTAL		YES		
CFDA 16.579	\$ 96,211			
	=====			
CITY OF DULUTH		YES	YES	
CFDA 16.579	\$ 13,915			
	=====			
CITY OF EAGAN		YES		
CFDA 16.573	\$ 2,500			
CFDA 83.516	19,500			

	\$ 22,000			
	=====			
CITY OF EDEN PRAIRIE		YES	YES	
CFDA 83.516	\$ 13,782			
CFDA 83.502	5,120			

	\$ 18,902			
	=====			

STATE OF MINNESOTA
OFFICE OF THE STATE AUDITOR
STATEWIDE SINGLE AUDIT
SUMMARY OF GRANT REVENUE
BY ADMINISTERING AGENCY
FOR THE YEAR ENDED JUNE 30, 1989

<u>ADMINISTERING AGENCY</u>	<u>TOTAL</u>	<u>AUDIT REPORT ACCEPTABLE</u>	<u>ARE THERE CROSSCUTTING FINDINGS</u>	<u>IS THERE GRANT NONCOMPLIANCE</u>
MN - DEPARTMENT OF PUBLIC SAFETY				
CITY OF FOSSTON		YES	YES	
CFDA 83.516	\$ 887			
	\$ 887			
CITY OF GOLDEN VALLEY		YES	YES	
CFDA 83.503	\$ 3,425			
CITY OF MANKATO		YES		
CFDA 16.573	\$ 4,675			
CITY OF MARSHALL		YES	YES	
CFDA 16.579	\$ 3,900			
CITY OF MINNEAPOLIS		YES	YES	
CFDA 83.513	\$ 45,000			
CFDA 83.516	17,910			
	\$ 62,910			
CITY OF MINNETONKA		YES		
CFDA 83.516	\$ 56,434			
CITY OF MORRIS		YES		
CFDA 16.579	\$ 7,250			
CITY OF OWATONNA		YES		
CFDA 16.579	\$ 141,733			
CITY OF SOUTH ST PAUL		YES	YES	
CFDA 83.516	\$ 46,677			
CITY OF ST PAUL		YES	YES	
CFDA 16.579	\$ 95,888			
CFDA 83.503	14,507			
CFDA 83.516	382,073			
	\$ 492,468			
CLAY COUNTY		YES	YES	
CFDA 16.579	\$ 20,000			
CFDA 83.503	15,849			
	\$ 35,849			
CLEARWATER COUNTY		YES	YES	
CFDA 83.503	\$ 5,505			
COOK COUNTY		YES	YES	
CFDA 83.503	\$ 4,124			
COTTONWOOD COUNTY		YES	YES	
CFDA 16.579	\$ 10,260			
CFDA 83.504	4,084			
	\$ 14,344			
CROW WING COUNTY		YES	YES	
CFDA 16.579	\$ 68,324			
CFDA 20.600	10,857			
CFDA 83.503	9,820			
	\$ 89,001			

STATE OF MINNESOTA
OFFICE OF THE STATE AUDITOR
STATEWIDE SINGLE AUDIT
SUMMARY OF GRANT REVENUE
BY ADMINISTERING AGENCY
FOR THE YEAR ENDED JUNE 30, 1989

<u>ADMINISTERING AGENCY</u>	<u>TOTAL</u>	<u>AUDIT REPORT ACCEPTABLE</u>	<u>ARE THERE CROSSCUTTING FINDINGS</u>	<u>IS THERE GRANT NONCOMPLIANCE</u>
MN - DEPARTMENT OF PUBLIC SAFETY				
DAKOTA COUNTY		YES	YES	
CFDA 16.573	\$ 10,000			
CFDA 16.579	44,925			
CFDA 83.503	25,029			
CFDA 83.516	31,413			
	----- \$ 111,367 =====			
DODGE COUNTY		YES	YES	
CFDA 20.600	\$ 1,587			
CFDA 83.503	7,874			
	----- \$ 9,461 =====			
FARIBAULT COUNTY		YES	YES	
CFDA 20.600	\$ 7,843			
CFDA 83.503	4,234			
	----- \$ 12,077 =====			
FILLMORE COUNTY		YES	YES	
CFDA 20.600	\$ 8,884			
CFDA 83.503	5,269			
	----- \$ 14,153 =====			
FREEBORN COUNTY		YES	YES	
CFDA 20.600	\$ 16,662			
CFDA 83.503	3,754			
	----- \$ 20,416 =====			
GOODHUE COUNTY		YES	YES	
CFDA 16.540	\$ 1,056			
CFDA 20.600	3,622			
CFDA 83.503	10,685			
	----- \$ 15,363 =====			
HENNEPIN COUNTY		YES		
CFDA 83.503	\$ 107,197			
	----- \$ 107,197 =====			
HOUSTON COUNTY		YES	YES	
CFDA 83.503	\$ 4,090			
	----- \$ 4,090 =====			
HUBBARD COUNTY		YES	YES	
CFDA 20.600	\$ 116,230			
CFDA 83.503	5,119			
	----- \$ 121,349 =====			
ISANTI COUNTY		YES	YES	
CFDA 20.600	\$ 7,629			
CFDA 83.503	5,000			
	----- \$ 12,629 =====			
ITASCA COUNTY		YES	YES	
CFDA 83.503	\$ 20,957			
	----- \$ 20,957 =====			
JACKSON COUNTY		YES	YES	
CFDA 16.579	\$ 11,500			
CFDA 20.600	7,946			

STATE OF MINNESOTA
OFFICE OF THE STATE AUDITOR
STATEWIDE SINGLE AUDIT
SUMMARY OF GRANT REVENUE
BY ADMINISTERING AGENCY
FOR THE YEAR ENDED JUNE 30, 1989

ADMINISTERING AGENCY	TOTAL	AUDIT REPORT ACCEPTABLE	ARE THERE CROSSCUTTING FINDINGS	IS THERE GRANT NONCOMPLIANCE
MN - DEPARTMENT OF PUBLIC SAFETY				
JACKSON COUNTY		YES	YES	
CFDA 83.503	\$ 4,197			

	\$ 23,643			
	=====			
KANABEC COUNTY		YES	YES	
CFDA 20.600	\$ 2,424			
CFDA 83.503	3,959			

	\$ 6,383			
	=====			
KANDIYOHI COUNTY		YES	YES	
CFDA 83.503	\$ 9,694			

KITTSOON COUNTY		YES	YES	
CFDA 83.503	\$ 1,156			

KOOCHICHING COUNTY		YES	YES	
CFDA 83.503	\$ 1,330			

LAKE COUNTY		YES	YES	
CFDA 83.503	\$ 6,498			

LAKE OF THE WOODS COUNTY		YES	YES	
CFDA 83.504	\$ 4,052			

LE SUEUR COUNTY		YES	YES	
CFDA 20.600	\$ 11,966			
CFDA 83.503	4,800			

	\$ 16,766			
	=====			
LYON COUNTY		YES	YES	
CFDA 83.503	\$ 9,269			

MAHNOHEN COUNTY		YES	YES	
CFDA 20.600	\$ 14,000			
CFDA 83.503	2,916			

	\$ 16,916			
	=====			
MARSHALL COUNTY		YES	YES	
CFDA 83.503	\$ 4,957			

MCLEOD COUNTY		YES	YES	
CFDA 16.579	\$ 77,811			
CFDA 83.503	8,752			

	\$ 86,563			
	=====			
MEEKER COUNTY		YES	YES	
CFDA 20.600	\$ 5,456			
CFDA 83.503	10,481			

	\$ 15,937			
	=====			
METROPOLITAN WASTE CONTROL COMM		YES	YES	
CFDA 83.516	\$ 2,210,010			

MILLE LACS COUNTY		YES	YES	
CFDA 20.600	\$ 25,594			
CFDA 83.503	5,522			

	\$ 31,116			
	=====			

STATE OF MINNESOTA
 OFFICE OF THE STATE AUDITOR
 STATEWIDE SINGLE AUDIT
 SUMMARY OF GRANT REVENUE
 BY ADMINISTERING AGENCY
 FOR THE YEAR ENDED JUNE 30, 1989

<u>ADMINISTERING AGENCY</u>	<u>TOTAL</u>	<u>AUDIT REPORT ACCEPTABLE</u>	<u>ARE THERE CROSSCUTTING FINDINGS</u>	<u>IS THERE GRANT NONCOMPLIANCE</u>
MN - DEPARTMENT OF PUBLIC SAFETY				
MINNESOTA COUNTY ATTORNEY'S ASSN		YES		
CFDA 20.600	\$ 34,134			

	\$ 34,134			
	=====			
MORRISON COUNTY		YES	YES	
CFDA 83.503	\$ 6,644			

MOWER COUNTY		YES	YES	
CFDA 83.503	\$ 7,522			

MURRAY COUNTY		YES	YES	
CFDA 16.579	\$ 10,250			
CFDA 83.503	4,074			

	\$ 14,324			
	=====			
NICOLLET COUNTY		YES	YES	
CFDA 20.600	\$ 7,928			
CFDA 83.503	7,966			

	\$ 15,894			
	=====			
NOBLES COUNTY		YES	YES	
CFDA 83.503	\$ 5,117			

NORMAN COUNTY		YES	YES	
CFDA 83.503	\$ 5,380			

OLMSTED COUNTY		YES	YES	
CFDA 16.573	\$ 5,000			
CFDA 20.600	17,994			
CFDA 83.503	17,437			

	\$ 40,431			
	=====			
OTTER TAIL COUNTY		YES	YES	
CFDA 16.579	\$ 68,182			
CFDA 20.600	20,096			

	\$ 88,278			
	=====			
PENNINGTON COUNTY		YES	YES	
CFDA 20.600	\$ 58,901			
CFDA 83.503	4,741			

	\$ 63,642			
	=====			
PINE COUNTY		YES	YES	YES
CFDA 20.600	\$ 7,015			
CFDA 83.503	5,019			

	\$ 12,034			
	=====			
PIPESTONE COUNTY		YES	YES	
CFDA 83.503	\$ 4,172			

POLK COUNTY		YES	YES	
CFDA 16.579	\$ 36,141			
CFDA 83.503	13,796			

	\$ 49,937			
	=====			

STATE OF MINNESOTA
 OFFICE OF THE STATE AUDITOR
 STATEWIDE SINGLE AUDIT
 SUMMARY OF GRANT REVENUE
 BY ADMINISTERING AGENCY
 FOR THE YEAR ENDED JUNE 30, 1989

<u>ADMINISTERING AGENCY</u>	<u>TOTAL</u>	<u>AUDIT REPORT ACCEPTABLE</u>	<u>ARE THERE CROSSCUTTING FINDINGS</u>	<u>IS THERE GRANT NONCOMPLIANCE</u>
MN - DEPARTMENT OF PUBLIC SAFETY				
POPE COUNTY		YES	YES	
CFDA 83.503	\$ 2,937			

	\$ 2,937			
	=====			
RAMSEY COUNTY		YES		
CFDA 83.503	\$ 58,239			
CFDA 83.516	9,252			

	\$ 67,491			
	=====			
RED LAKE COUNTY		YES	YES	
CFDA 83.503	\$ 558			

RENVILLE COUNTY		YES	YES	
CFDA 83.503	\$ 4,104			

RICE COUNTY		YES	YES	
CFDA 20.600	\$ 11,438			
CFDA 83.503	13,486			

	\$ 24,924			
	=====			
ROSEAU COUNTY		YES	YES	
CFDA 83.503	\$ 4,068			

SCOTT COUNTY		YES	YES	
CFDA 83.503	\$ 15,498			

SHERBURNE COUNTY		YES	YES	
CFDA 20.600	\$ 13,799			
CFDA 83.503	13,216			

	\$ 27,015			
	=====			
SIBLEY COUNTY		YES	YES	
CFDA 20.600	\$ 7,807			
CFDA 83.503	7,341			

	\$ 15,148			
	=====			
SOUTHEAST MINN NACOTICS TASK FORCE		YES		
CFDA 16.579	\$ 174,475			

SOUTHWEST METRO TASK FORCE		YES	YES	YES
CFDA 16.579	\$ 73,108			

ST LOUIS COUNTY		YES	YES	YES
CFDA 16.579	\$ 85,352			YES
CFDA 20.600	23,204			YES
CFDA 83.503	42,325			YES

	\$ 150,881			
	=====			
STEARNS COUNTY		YES	YES	
CFDA 16.573	\$ 41,577			
CFDA 20.600	15,178			
CFDA 83.503	10,993			
CFDA 83.512	47,385			

	\$ 115,133			
	=====			

STATE OF MINNESOTA
OFFICE OF THE STATE AUDITOR
STATEWIDE SINGLE AUDIT
SUMMARY OF GRANT REVENUE
BY ADMINISTERING AGENCY
FOR THE YEAR ENDED JUNE 30, 1989

ADMINISTERING AGENCY	TOTAL	AUDIT REPORT ACCEPTABLE	ARE THERE CROSSCUTTING FINDINGS	IS THERE GRANT NONCOMPLIANCE
MN - DEPARTMENT OF PUBLIC SAFETY				
STEELE COUNTY		YES	YES	
CFDA 83.503	\$ 4,215			
STEVENS COUNTY		YES	YES	
CFDA 83.503	\$ 4,072			
TODD COUNTY		YES	YES	
CFDA 83.503	\$ 3,793			
TRAVERSE COUNTY		YES	YES	
CFDA 20.600	\$ 3,947			
UNIVERSITY OF MINNESOTA		YES		
CFDA 20.600	\$ 184,793			YES
CFDA 83.503	23,285			YES
	\$ 208,078			
WABASHA COUNTY		YES	YES	
CFDA 83.503	\$ 4,423			
WADENA COUNTY		YES	YES	
CFDA 20.600	\$ 16,534			
CFDA 83.503	3,772			
	\$ 20,306			
WASECA COUNTY		YES	YES	
CFDA 83.503	\$ 3,226			YES
WASHINGTON COUNTY		YES	YES	
CFDA 16.579	\$ 97,183			
CFDA 83.503	20,021			
	\$ 117,204			
WATONWAN COUNTY		YES		
CFDA 16.579	\$ 15,751			
CFDA 83.503	3,247			
	\$ 18,998			
WINONA COUNTY		YES	YES	
CFDA 83.504	\$ 7,155			
WRIGHT COUNTY		YES	YES	
CFDA 83.503	\$ 11,017			
YELLOW MEDICINE COUNTY		YES	YES	
CFDA 20.600	\$ 7,899			
MN - DEPARTMENT OF PUBLIC SERVICE				
CITY OF DULUTH		YES	YES	
CFDA 81.041	\$ 14,181			
CITY OF LITTLE FALLS		YES	YES	
CFDA 81.041	\$ 15,015			
CITY OF NEW HOPE		YES		
CFDA 81.041	\$ 25,036			

STATE OF MINNESOTA
 OFFICE OF THE STATE AUDITOR
 STATEWIDE SINGLE AUDIT
 SUMMARY OF GRANT REVENUE
 BY ADMINISTERING AGENCY
 FOR THE YEAR ENDED JUNE 30, 1989

<u>ADMINISTERING AGENCY</u>	<u>TOTAL</u>	<u>AUDIT REPORT ACCEPTABLE</u>	<u>ARE THERE CROSSCUTTING FINDINGS</u>	<u>IS THERE GRANT NONCOMPLIANCE</u>
MN - DEPARTMENT OF PUBLIC SERVICE				
CITY OF RED LAKE FALLS		YES	YES	
CFDA 81.041	\$ 30,000			
	=====			
	\$ 30,000			
CITY OF SOUTH ST PAUL		YES	YES	
CFDA 81.041	\$ 30,000			
	=====			
CITY OF ST CLOUD		YES	YES	
CFDA 81.041	\$ 32,196			
	=====			
CITY OF ST PAUL		YES	YES	
CFDA 81.041	\$ 124,000			
	=====			
CITY OF THIEF RIVER FALLS		YES	YES	
CFDA 81.041	\$ 28,507			
	=====			
FILLMORE COUNTY		YES	YES	
CFDA 81.041	\$ 1,614			
	=====			
MPLS/ST PAUL HOUSING FINANCE BOARD		YES		
CFDA 81.041	\$ 3,044,731			
	=====			
ST LOUIS COUNTY		YES	YES	
CFDA 81.041	\$ 23,214			
	=====			
UNIVERSITY OF MINNESOTA		YES		
CFDA 81.041	\$ 1,500,011			YES
	=====			
MN - DEPARTMENT OF TRADE AND ECONOMIC DEVELOPMENT				
BECKER COUNTY		YES	YES	
CFDA 14.228	\$ 115,955			
	=====			
BLUE EARTH COUNTY		YES	YES	
CFDA 14.228	\$ 2,640			
	=====			
CARVER COUNTY		YES	YES	
CFDA 14.228	\$ 17,241			
	=====			
CASS COUNTY HRA		YES	YES	
CFDA 14.228	\$ 141,015			
	=====			
CITY OF ADA		YES	YES	
CFDA 14.228	\$ 65,514			
	=====			
CITY OF AKELEY		YES		
CFDA 14.228	\$ 151,260			
	=====			
CITY OF ALBERT LEA		YES	YES	
CFDA 14.228	\$ 349,126			YES
	=====			
CITY OF ALBERTA		YES	YES	
CFDA 14.228	\$ 35,657			
	=====			
CITY OF ALEXANDRIA		YES		
CFDA 14.228	\$ 61,574			
	=====			
CITY OF ARCO		YES	YES	
CFDA 14.228	\$ 84,595			
	=====			

STATE OF MINNESOTA
OFFICE OF THE STATE AUDITOR
STATEWIDE SINGLE AUDIT
SUMMARY OF GRANT REVENUE
BY ADMINISTERING AGENCY
FOR THE YEAR ENDED JUNE 30, 1989

ADMINISTERING AGENCY	TOTAL	AUDIT REPORT ACCEPTABLE	ARE THERE CROSSCUTTING FINDINGS	IS THERE GRANT NONCOMPLIANCE
MN - DEPARTMENT OF TRADE AND ECONOMIC DEVELOPMENT				
CITY OF ARLINGTON		YES		
CFDA 14.228	\$ 127,071			
	\$ 127,071			
CITY OF ASKOV		YES		
CFDA 14.228	\$ 244,096			
CITY OF AUSTIN		YES	YES	
CFDA 14.228	\$ 422,567			
CITY OF BATTLE LAKE		YES	YES	
CFDA 14.228	\$ 100,000			
CITY OF BEMIDJI		YES		
CFDA 14.228	\$ 4,167			
CITY OF BIWABIK		YES		
CFDA 14.228	\$ 121,800			
CITY OF BRAHAM		YES	YES	
CFDA 14.228	\$ 34,584			
CITY OF BRECKENRIDGE		YES	YES	
CFDA 14.228	\$ 55,109			
CITY OF BURNSVILLE		YES	YES	
CFDA 15.916	\$ 16,397			
CITY OF CANBY		YES		
CFDA 14.228	\$ 39,112			
CITY OF CANNON FALLS		YES		
CFDA 15.916	\$ 29,414			
CITY OF CARVER		YES	YES	
CFDA 14.228	\$ 184,906			
CITY OF CASS LAKE		YES	YES	
CFDA 14.228	\$ 314,239			
CITY OF CHISHOLM		YES	YES	
CFDA 14.228	\$ 200,000			
CITY OF CLARKFIELD		YES	YES	YES
CFDA 14.228	\$ 50,000			
CITY OF DEER RIVER		YES	YES	
CFDA 14.228	\$ 92,383			
CITY OF DETROIT LAKES		YES		
CFDA 14.228	\$ 89,393			
CITY OF DONNELLY		YES		
CFDA 14.228	\$ 331,080			
CITY OF EAGAN		YES		
CFDA 15.916	\$ 87,645			
CITY OF ELKO		YES		
CFDA 14.228	\$ 76,769			

STATE OF MINNESOTA
 OFFICE OF THE STATE AUDITOR
 STATEWIDE SINGLE AUDIT
 SUMMARY OF GRANT REVENUE
 BY ADMINISTERING AGENCY
 FOR THE YEAR ENDED JUNE 30, 1989

<u>ADMINISTERING AGENCY</u>	<u>TOTAL</u>	<u>AUDIT REPORT ACCEPTABLE</u>	<u>ARE THERE CROSSCUTTING FINDINGS</u>	<u>IS THERE GRANT NONCOMPLIANCE</u>
MN - DEPARTMENT OF TRADE AND ECONOMIC DEVELOPMENT				
CITY OF ELYSIAN CFDA 14.228	\$ 78,768	YES	YES	
CITY OF EVELTH CFDA 14.228	\$ 228,000	YES	YES	
CITY OF FARIBAULT CFDA 14.228	\$ 248,523	YES	YES	
CITY OF FERTILE CFDA 14.228	\$ 36,764	YES	YES	
CITY OF FOSSTON CFDA 14.228	\$ 60,435	YES	YES	
CITY OF GOLDEN VALLEY CFDA 14.228	\$ 178,310	YES	YES	
CITY OF HENDERSON CFDA 14.228	\$ 144,130	YES	YES	
CITY OF HILL CITY CFDA 14.228	\$ 243,828	YES	YES	
CITY OF HOWARD LAKE CFDA 14.228	\$ 335,709	YES		
CITY OF JACKSON CFDA 14.228	\$ 90,964	YES	YES	
CITY OF JORDAN CFDA 14.228	\$ 82,832	YES		
CITY OF KARLSTAD CFDA 14.228	\$ 200,466	YES		
CITY OF KENYON CFDA 14.228	\$ 210,567	YES	YES	
CITY OF LITTLE FALLS CFDA 14.228	\$ 328,441	YES	YES	
CITY OF LYLE CFDA 14.228	\$ 162,218	YES	YES	
CITY OF MCINTOSH CFDA 14.228	\$ 160,687	YES		
CITY OF MENAUGA CFDA 14.228	\$ 255,619	YES	YES	
CITY OF MINNEOTA CFDA 14.228	\$ 218,341	YES	YES	
CITY OF MORRIS CFDA 14.228	\$ 93,607	YES		
CITY OF NASHWAUK CFDA 14.228	\$ 390,915	YES	YES	
CITY OF NORTH MANKATO CFDA 14.228	\$ 500,000	YES		

STATE OF MINNESOTA
OFFICE OF THE STATE AUDITOR
STATEWIDE SINGLE AUDIT
SUMMARY OF GRANT REVENUE
BY ADMINISTERING AGENCY
FOR THE YEAR ENDED JUNE 30, 1989

ADMINISTERING AGENCY	TOTAL	AUDIT REPORT ACCEPTABLE	ARE THERE CROSSCUTTING FINDINGS	IS THERE GRANT NONCOMPLIANCE
MN - DEPARTMENT OF TRADE AND ECONOMIC DEVELOPMENT				
CITY OF NORTHFIELD CFDA 14.228	\$ 106,822	YES	YES	
	\$ 106,822			
CITY OF PARK RAPIDS CFDA 14.228	\$ 160,957	YES	YES	
CITY OF PERHAM CFDA 14.228	\$ 115,085	YES	YES	YES
CITY OF PILLAGER CFDA 14.228	\$ 367,576	YES	YES	
CITY OF PIPESTONE CFDA 14.228	\$ 43,061	YES		
CITY OF PORTER CFDA 14.228	\$ 203,993	YES	YES	YES
CITY OF RICE CFDA 14.228	\$ 3,824	YES	YES	
CITY OF ROUND LAKE CFDA 14.228	\$ 176,415	YES		
CITY OF RUSH CITY CFDA 14.228	\$ 47,839	YES	YES	
CITY OF SILVER BAY CFDA 14.228	\$ 250,000	YES	YES	
CITY OF SPRING GROVE CFDA 14.228	\$ 33,347	YES	YES	
CITY OF STEWARTVILLE CFDA 14.228	\$ 205,589	YES	YES	
CITY OF TAYLOR FALLS CFDA 14.228	\$ 185,891	YES	YES	
CITY OF WALTHAM CFDA 14.228	\$ 39,852	YES		
CITY OF WARREN CFDA 14.228	\$ 56,771	YES		
CITY OF WARROAD CFDA 14.228	\$ 587,082	YES	YES	
CITY OF WINONA CFDA 14.228	\$ 219,210	YES	YES	
CLEARWATER COUNTY CFDA 14.228	\$ 975	YES	YES	
MINNESOTA VALLEY ACTION COUNCIL CFDA 14.228	\$ 632,281	YES	YES	
NORTHWEST MINN MULTI COUNTY HRA CFDA 14.228	\$ 135,861	YES		

STATE OF MINNESOTA
OFFICE OF THE STATE AUDITOR
STATEWIDE SINGLE AUDIT
SUMMARY OF GRANT REVENUE
BY ADMINISTERING AGENCY
FOR THE YEAR ENDED JUNE 30, 1989

<u>ADMINISTERING AGENCY</u>	<u>TOTAL</u>	<u>AUDIT REPORT ACCEPTABLE</u>	<u>ARE THERE CROSSCUTTING FINDINGS</u>	<u>IS THERE GRANT NONCOMPLIANCE</u>
MN - DEPARTMENT OF TRADE AND ECONOMIC DEVELOPMENT				
NORTHWEST REG DEVELOP COMM		YES		
CFDA 14.228	\$ 76,202			
OTTER TAIL COUNTY		YES	YES	
CFDA 14.228	\$ 286,852			
RICE COUNTY		YES	YES	
CFDA 14.228	\$ 161,699			
SIBLEY COUNTY		YES	YES	
CFDA 14.228	\$ 105,631			
TOWN OF NEWTON		YES	YES	YES
CFDA 14.228	\$ 96,528			
UPPER MN VALLEY REG DEVELOP COMM		YES		
CFDA 14.228	\$ 114,988			
WASHINGTON COUNTY HRA		YES	YES	
CFDA 14.228	\$ 20,496			
MN - DEPARTMENT OF TRANSPORTATION				
AITKIN COUNTY		YES	YES	
CFDA 20.205	\$ 2,790			
AMHERST WILDER FOUNDATION		YES		
CFDA 20.513	\$ 24,407			
ANOKA COUNTY		YES	YES	
CFDA 20.600	\$ 28,597			
ARROWHEAD ECON OPPORTUNITY COUNCIL		YES		
CFDA 20.509	\$ 1,150,164			
ARROWHEAD REG DEVELOP COMM		YES	YES	
CFDA 20.205	\$ 110,521			
CFDA 20.505	47,771			
	\$ 158,292			
BAUDETTE-COUNTY AIRPORT COMMISSION		YES		
CFDA 20.106	\$ 49,438			
BEMIDJI-BELTRAMI COUNTY AIRPORT		YES		
CFDA 20.106	\$ 233,413			
CARLTON COUNTY		YES	YES	
CFDA 20.205	\$ 34,910			
CARVER COUNTY		YES	YES	
CFDA 20.509	\$ 64,873			
CFDA 20.600	18,404			
	\$ 83,277			
CHISAGO COUNTY		YES	YES	
CFDA 20.509	\$ 27,825			
CITY OF BEMIDJI		YES		
CFDA 20.507	\$ 35,379			

STATE OF MINNESOTA
 OFFICE OF THE STATE AUDITOR
 STATEWIDE SINGLE AUDIT
 SUMMARY OF GRANT REVENUE
 BY ADMINISTERING AGENCY
 FOR THE YEAR ENDED JUNE 30, 1989

<u>ADMINISTERING AGENCY</u>	<u>TOTAL</u>	<u>AUDIT REPORT ACCEPTABLE</u>	<u>ARE THERE CROSSCUTTING FINDINGS</u>	<u>IS THERE GRANT NONCOMPLIANCE</u>
MN - DEPARTMENT OF TRANSPORTATION				
CITY OF BENSON		YES	YES	
CFDA 20.106	\$ 100,648			
CFDA 20.507	12,737			

	\$ 113,385			
	=====			
CITY OF BRAINERD		YES	YES	
CFDA 20.509	\$ 56,054			
CFDA 20.106	12,843			

	\$ 68,897			
	=====			
CITY OF CHISHOLM		YES	YES	
CFDA 20.500	\$ 4,488			
	=====			
CITY OF DULUTH		YES	YES	
CFDA 20.106	\$ 337,958			
CFDA 20.205	585,641			

	\$ 923,599			
	=====			
CITY OF FAIRMONT		YES	YES	
CFDA 20.106	\$ 1,755			
CFDA 20.507	26,198			

	\$ 27,953			
	=====			
CITY OF FARIBAULT		YES	YES	
CFDA 20.507	\$ 38,910			
	=====			
CITY OF FERGUS FALLS		YES	YES	
CFDA 20.106	\$ 502,041			
	=====			
CITY OF HASTINGS		YES	YES	YES
CFDA 20.509	\$ 44,236			
	=====			
CITY OF HUTCHINSON		YES		
CFDA 20.509	\$ 32,044			
	=====			
CITY OF LITCHFIELD		YES		
CFDA 20.106	\$ 299,205			
	=====			
CITY OF MANKATO		YES		
CFDA 20.509	\$ 159,524			
	=====			
CITY OF MARSHALL		YES	YES	
CFDA 20.509	\$ 13,040			
	=====			
CITY OF MINNEAPOLIS		YES	YES	
CFDA 20.205	\$ 1,835,306			
	=====			
CITY OF MONTEVIDEO		YES		
CFDA 20.509	\$ 29,569			
	=====			
CITY OF MORRIS		YES		
CFDA 20.205	\$ 1,039			
CFDA 20.509	59,424			

	\$ 60,463			
	=====			
CITY OF NORTHFIELD		YES	YES	
CFDA 20.509	\$ 28,471			
	=====			

STATE OF MINNESOTA
OFFICE OF THE STATE AUDITOR
STATEWIDE SINGLE AUDIT
SUMMARY OF GRANT REVENUE
BY ADMINISTERING AGENCY
FOR THE YEAR ENDED JUNE 30, 1989

<u>ADMINISTERING AGENCY</u>	<u>TOTAL</u>	<u>AUDIT REPORT ACCEPTABLE</u>	<u>ARE THERE CROSSCUTTING FINDINGS</u>	<u>IS THERE GRANT NONCOMPLIANCE</u>
MN - DEPARTMENT OF TRANSPORTATION				
CITY OF PROCTOR CFDA 20.205	\$ 33,878	YES	YES	
	\$ 33,878			
CITY OF RED WING CFDA 20.509	\$ 27,010	YES		
CITY OF SOUTH ST PAUL CFDA 20.106	\$ 232,110	YES	YES	
CITY OF VIRGINIA CFDA 20.509	\$ 34,714	YES		
CITY OF WINONA CFDA 20.205 CFDA 20.509	\$ 10,844 98,574	YES	YES	
	\$ 109,418			
CLEARWATER COUNTY CFDA 20.509	\$ 5,536	YES	YES	
CROW WING COUNTY CFDA 20.205	\$ 539	YES	YES	
DAKOTA COUNTY CFDA 20.205	\$ 29,653	YES	YES	
DODGE COUNTY CFDA 20.205	\$ 70,589	YES	YES	
DULUTH AIRPORT AUTHORITY CFDA 20.106	\$ 337,958	YES	YES	
HENNEPIN COUNTY CFDA 20.205	\$ 409,223	YES		
HUBBARD COUNTY CFDA 20.205	\$ 280	YES	YES	
ITASCA COUNTY CFDA 20.205	\$ 2,424	YES	YES	
KITTSOON COUNTY CFDA 20.205	\$ 8,861	YES	YES	
LAKE COUNTY CFDA 20.308	\$ 32,076	YES	YES	
LINCOLN COUNTY CFDA 20.509	\$ 27,028	YES		
MAHUBE COMMUNITY COUNCIL CFDA 20.509	\$ 76,949	YES		
MANKATO REHABILITATION CENTER INC CFDA 20.500	\$ 21,035	YES		
MARSHALL COUNTY CFDA 20.205	\$ 160,463	YES	YES	

STATE OF MINNESOTA
 OFFICE OF THE STATE AUDITOR
 STATEWIDE SINGLE AUDIT
 SUMMARY OF GRANT REVENUE
 BY ADMINISTERING AGENCY
 FOR THE YEAR ENDED JUNE 30, 1989

<u>ADMINISTERING AGENCY</u>	<u>TOTAL</u>	<u>AUDIT REPORT ACCEPTABLE</u>	<u>ARE THERE CROSSCUTTING FINDINGS</u>	<u>IS THERE GRANT NONCOMPLIANCE</u>
MN - DEPARTMENT OF TRANSPORTATION				
METROPOLITAN AIRPORTS COMMISSION		YES		
CFDA 20.106	\$ 5,033,330			
=====				
METROPOLITAN COUNCIL		YES	YES	
CFDA 20.106	\$ 47,152			YES
CFDA 20.205	441,917			YES
	\$ 489,069			
=====				
MINN CHIPPEWA TRIBE		YES		
CFDA 20.205	\$ 80,361			
=====				
NORMAN COUNTY		YES	YES	
CFDA 20.205	\$ 49,305			
CFDA 20.308	12,630			
	\$ 61,935			
=====				
OTTER TAIL COUNTY		YES	YES	
CFDA 20.205	\$ 464,409			
=====				
POLK COUNTY		YES	YES	
CFDA 20.205	\$ 149,726			
=====				
REGIONAL TRANSIT BOARD		YES	YES	
CFDA 20.205	\$ 361,000			
=====				
ROSEAU COUNTY		YES	YES	
CFDA 20.205	\$ 156,115			
=====				
SCOTT COUNTY		YES	YES	
CFDA 20.509	\$ 59,212			
=====				
SHERBURNE COUNTY		YES	YES	
CFDA 20.509	\$ 13,290			
=====				
ST CLOUD AREA PLNG ORGANIZATION		YES	YES	
CFDA 20.205	\$ 62,994			
CFDA 20.509	40,885			
	\$ 103,879			
=====				
ST LOUIS COUNTY		YES	YES	
CFDA 20.205	\$ 25,000			
=====				
STEARNS COUNTY		YES	YES	
CFDA 20.205	\$ 325,092			
=====				
TRI-COUNTY ACTION PROGRAMS		YES		
CFDA 20.507	\$ 25,680			
=====				
TRI-VALLEY OPPORTUNITY COUNCIL INC		YES		
CFDA 20.509	\$ 63,573			
=====				
WASHINGTON COUNTY		YES	YES	
CFDA 20.005	\$ 13,162			
CFDA 20.205	3,784			
	\$ 16,946			
=====				
WILKIN COUNTY		YES	YES	
CFDA 20.205	\$ 75,465			
=====				

STATE OF MINNESOTA
 OFFICE OF THE STATE AUDITOR
 STATEWIDE SINGLE AUDIT
 SUMMARY OF GRANT REVENUE
 BY ADMINISTERING AGENCY
 FOR THE YEAR ENDED JUNE 30, 1989

<u>ADMINISTERING AGENCY</u>	<u>TOTAL</u>	<u>AUDIT REPORT ACCEPTABLE</u>	<u>ARE THERE CROSSCUTTING FINDINGS</u>	<u>IS THERE GRANT NONCOMPLIANCE</u>
MN - HIGHER EDUCATION COORDINATING BOARD				
COLLEGE OF ST CATHERINE		YES		
CFDA 84.164	\$ 33,592			
	=====			
	\$ 33,592			
ISD 162 BAGLEY		YES	YES	
CFDA 84.164	\$ 18,266			
	=====			
UNIVERSITY OF MINNESOTA		YES		YES
CFDA 84.164	\$ 85,354			
	=====			
MN - HISTORICAL SOCIETY				
CITY OF CROOKSTON		YES		
CFDA 15.919	\$ 2,500			
	=====			
CITY OF ST PAUL		YES	YES	
CFDA 15.904	\$ 20,775			
	=====			
MN - HOUSING FINANCE AGENCY				
MOWER COUNTY HRA		YES		
CFDA 14.156	\$ 98,339			
	=====			
MN - POLLUTION CONTROL AGENCY				
CITY OF CLEARBROOK		YES	YES	
CFDA 66.418	\$ 65,982			
	=====			
CITY OF ERSKINE		YES	YES	
CFDA 66.418	\$ 13,526			
	=====			
CITY OF MELROSE		YES		
CFDA 66.418	\$ 100,477			
	=====			
CITY OF MINNEAPOLIS		YES	YES	
CFDA 66.418	\$ 1,226,283			
	=====			
KANDIYOHI COUNTY		YES	YES	
CFDA 66.801	\$ 3,125			
	=====			
MN - STATE ARTS BOARD				
ISD 072 MAPLETON		YES	YES	
CFDA 45.007	\$ 1,700			
	=====			
ISD 191 BURNSVILLE		YES		
CFDA 45.010	\$ 9,900			
	=====			
ISD 277 WESTONKA		YES	YES	
CFDA 45.010	\$ 800			
	=====			
ISD 378 DAWSON		YES	YES	
CFDA 45.010	\$ 900			
	=====			

STATE OF MINNESOTA
OFFICE OF THE STATE AUDITOR
STATEWIDE SINGLE AUDIT
SUMMARY OF GRANT REVENUE
BY ADMINISTERING AGENCY
FOR THE YEAR ENDED JUNE 30, 1989

ADMINISTERING AGENCY	TOTAL	AUDIT REPORT ACCEPTABLE	ARE THERE CROSSCUTTING FINDINGS	IS THERE GRANT NONCOMPLIANCE
MN - STATE ARTS BOARD				
ISD 423 HUTCHINSON		YES		
CFDA 45.010	\$ 2,000			
	\$ 2,000			
ISD 550 UNDERWOOD		YES	YES	
CFDA 45.010	\$ 1,400			
ISD 696 ELY		YES		
CFDA 45.010	\$ 900			
ISD 834 STILLWATER		YES	YES	
CFDA 45.010	\$ 10,500			
ISD 911 CAMBRIDGE-ISANTI		YES	YES	
CFDA 45.010	\$ 4,700			
SSD 1 MINNEAPOLIS		YES	YES	
CFDA 45.010	\$ 13,100			YES
MN - STATE PLANNING AGENCY				
ASSOC RETARDED CITIZENS-MINN		YES		
CFDA 13.630	\$ 96,116			
ASSOC RETARDED CITIZENS-SUBURBAN		YES	YES	
CFDA 13.630	\$ 62,822			
CITY OF MINNEAPOLIS		YES	YES	
CFDA 16.573	\$ 4,746			
FACE TO FACE HEALTH SERVICE		YES	YES	
CFDA 84.186	\$ 25,000			
GOVERNMENT TRAINING SERVICES		YES	YES	
CFDA 16.573	\$ 274,708			
ISD 115 CASS LAKE		YES	YES	
CFDA 84.186	\$ 12,622			
ISD 317 DEER RIVER		YES	YES	
CFDA 84.186	\$ 9,784			
ISD 378 DAWSON		YES	YES	
CFDA 13.992	\$ 4,402			
ITASCA COUNTY		YES	YES	
CFDA 13.630	\$ 127,213			
METROPOLITAN COUNCIL		YES	YES	
CFDA 13.630	\$ 65,254			YES
PINE COUNTY		YES	YES	
CFDA 13.630	\$ 8,050			
UNIVERSITY OF MINNESOTA		YES		
CFDA 84.186	\$ 48,844			YES
ZUMBRO VALLEY MENTAL HEALTH CTR INC		YES		
CFDA 13.992	\$ 26,565			YES

STATE OF MINNESOTA
OFFICE OF THE STATE AUDITOR
STATEWIDE SINGLE AUDIT
SUMMARY OF GRANT REVENUE
BY ADMINISTERING AGENCY
FOR THE YEAR ENDED JUNE 30, 1989

<u>ADMINISTERING AGENCY</u>	<u>TOTAL</u>	<u>AUDIT REPORT ACCEPTABLE</u>	<u>ARE THERE CROSSCUTTING FINDINGS</u>	<u>IS THERE GRANT NONCOMPLIANCE</u>
MN RIVER VALLEY SPEC ED COOP				
ISD 394 MONTGOMERY		YES		
CFDA 84.027	\$ 21,567			

	\$ 21,567			
	=====			
ISD 719 PRIOR LAKE		YES	YES	
CFDA 84.027	\$ 47,698			
	=====			
ISD 721 NEW PRAGUE		YES	YES	
CFDA 84.027	\$ 31,080			
	=====			
NATIONAL URBAN LEAGUE				
MPLS URBAN LEAGUE		YES	YES	
CFDA 17.235	\$ 464,397			
	=====			
NE MINN OFFICE OF JOB TRAINING				
ARROWHEAD ECON OPPORTUNITY COUNCIL		YES		
CFDA 17.246	\$ 40,208			
CFDA 17.250	1,627,794			

	\$ 1,668,002			
	=====			
CARLTON COUNTY		YES	YES	
CFDA 17.250	\$ 71,710			
	=====			
ISD 094 CLOQUET		YES	YES	
CFDA 17.250	\$ 11,362			
	=====			
ISD 317 DEER RIVER		YES	YES	
CFDA 17.250	\$ 1,599			
	=====			
ISD 697 EVELETH		YES		
CFDA 17.246	\$ 16,000			
	=====			
ISD 701 HIBBING		YES	YES	
CFDA 17.250	\$ 15,995			
	=====			
ISD 709 DULUTH		YES	YES	
CFDA 17.249	\$ 13,000			
CFDA 17.250	11,675			

	\$ 24,675			
	=====			
NORTH COUNTY VOCATIONAL CENTER				
ISD 031 BEMIDJI		YES		
CFDA 84.048	\$ 5,400			
	=====			
ISD 032 BLACKDUCK		YES	YES	
CFDA 84.048	\$ 1,036			
	=====			
ISD 036 KELLIHER		YES	YES	
CFDA 84.048	\$ 1,319			
	=====			

STATE OF MINNESOTA
OFFICE OF THE STATE AUDITOR
STATEWIDE SINGLE AUDIT
SUMMARY OF GRANT REVENUE
BY ADMINISTERING AGENCY
FOR THE YEAR ENDED JUNE 30, 1989

<u>ADMINISTERING AGENCY</u>	<u>TOTAL</u>	<u>AUDIT REPORT ACCEPTABLE</u>	<u>ARE THERE CROSSCUTTING FINDINGS</u>	<u>IS THERE GRANT NONCOMPLIANCE</u>
NORTH COUNTY VOCATIONAL CENTER				
ISD 115 CASS LAKE CFDA 84.048	\$ 1,638 =====	YES	YES	
ISD 301 AKELEY CFDA 84.048	\$ 451 =====	YES	YES	
ISD 306 LAPORTE CFDA 84.048	\$ 389 =====	YES	YES	
ISD 308 NEVIS CFDA 84.048	\$ 550 =====	YES	YES	
NORTH DAKOTA--DEPT OF EDUCATION				
ISD 442 OSLO CFDA 84.010	\$ 4,925 =====	YES	YES	
NORTHWEST MINN MULTI COUNTY HRA				
INTER-COUNTY COMMUNITY COUNCIL CFDA 14.219	\$ 33,402 =====	YES		
NORTHWEST PRIVATE INDUSTRY COUNCIL				
INTER-COUNTY COMMUNITY COUNCIL CFDA 17.250	463,065 ----- \$ 463,065 =====	YES		
NW MN ED COOP SERVICE UNIT CFDA 17.246	\$ 20,812 =====	YES	YES	
TRI-VALLEY OPPORTUNITY COUNCIL INC CFDA 17.250	\$ 70,412 =====	YES		
NORTHWEST REG DEVELOP COMM				
KITTSOON COUNTY CFDA 13.633	\$ 1,566 =====	YES	YES	
MARSHALL COUNTY CFDA 13.633	\$ 7,272 =====	YES	YES	
MULTI-COUNTY BOARD OF HEALTH CFDA 13.633	\$ 2,071 =====	YES		
POLK COUNTY CFDA 13.633	\$ 11,202 =====	YES	YES	
ROSEAU COUNTY CFDA 13.633	\$ 43,883 =====	YES	YES	
TRI-VALLEY OPPORTUNITY COUNCIL INC CFDA 13.633	\$ 43,270 =====	YES		

STATE OF MINNESOTA
 OFFICE OF THE STATE AUDITOR
 STATEWIDE SINGLE AUDIT
 SUMMARY OF GRANT REVENUE
 BY ADMINISTERING AGENCY
 FOR THE YEAR ENDED JUNE 30, 1989

ADMINISTERING AGENCY	TOTAL	AUDIT REPORT ACCEPTABLE	ARE THERE CROSSCUTTING FINDINGS	IS THERE GRANT NONCOMPLIANCE
NW MN ED COOP SERVICE UNIT				
BEMIDJI INTERDISTRICT COUNCIL		YES	YES	
CFDA 84.027	\$ 15,319			
	\$ 15,319			
=====				
NW REGION INTERDISTRICT COUNCIL		YES	YES	
CFDA 84.173	\$ 5,914			
	=====			
PENNINGTON COUNTY				
NORTHWEST MINN MULTI COUNTY HRA		YES		
CFDA 14.228	\$ 11,177			
	=====			
PINE TO PRAIRIE VOCATIONAL CENTER				
ISD 162 BAGLEY		YES	YES	
CFDA 84.048	\$ 4,909			
	=====			
PLANNED PARENTHOOD OF MINNESOTA				
SEMCAC INC		YES		YES
CFDA 13.260	\$ 70,769			
	=====			
SOUTHWEST MINN OPPORTUNITY CNL		YES		
CFDA 13.217	\$ 39,951			
	=====			
POLK COUNTY				
MINNESOTA MIGRANT COUNCIL		YES		
CFDA 14.231	\$ 15,531			
	=====			
PRAIRIE FIVE COMM ACT CNL				
BIG STONE COUNTY		YES	YES	
CFDA 83.523	\$ 2,988			
	=====			
PRIVATE INDUSTRY COUNCIL FIVE				
ISD 347 WILLMAR		YES		
CFDA 17.246	\$ 113,566			
CFDA 17.247	380,279			
CFDA 17.248	37,418			
CFDA 17.249	37,357			
CFDA 17.250	16,891			
	\$ 585,511			
	=====			
ISD 423 HUTCHINSON		YES		
CFDA 17.246	\$ 6,716			
CFDA 17.250	25,210			
	\$ 31,926			
	=====			

STATE OF MINNESOTA
OFFICE OF THE STATE AUDITOR
STATEWIDE SINGLE AUDIT
SUMMARY OF GRANT REVENUE
BY ADMINISTERING AGENCY
FOR THE YEAR ENDED JUNE 30, 1989

ADMINISTERING AGENCY	TOTAL	AUDIT REPORT ACCEPTABLE	ARE THERE CROSSCUTTING FINDINGS	IS THERE GRANT NONCOMPLIANCE
PRIVATE INDUSTRY COUNCIL FIVE				
OAK LAND VOCATIONAL CENTER		YES		
CFDA 17.250	\$ 100,686			

	\$ 100,686			
	=====			
RAMSEY ACTION PROGRAMS				
AMHERST WILDER FOUNDATION		YES		
CFDA 13.633	\$ 47,120			

RAMSEY COUNTY				
CATHOLIC CHARITIES-ST PAUL AND MPLS		YES		
CFDA 13.667	\$ 239,498			
CFDA 13.787	236,154			
CFDA 13.888	115,419			

	\$ 591,071			
	=====			
CHRYSALIS, A CENTER FOR WOMEN		YES	YES	
CFDA 14.219	\$ 15,956			

CITY OF ST PAUL		YES	YES	
CFDA 13.787	\$ 15,789			

ISD 621 MOUNDS VIEW		YES	YES	
CFDA 17.250	\$ 31,820			

ISD 623 ROSEVILLE		YES		
CFDA 14.219	\$ 94,518			
CFDA 17.250	43,793			

	\$ 138,311			
	=====			
ISD 624 WHITE BEAR LAKE		YES	YES	
CFDA 10.550	\$ 6,051			
CFDA 17.250	14,362			

	\$ 20,413			
	=====			
RED LAKE BAND OF CHIPPEWA INDIANS				
ISD 038 RED LAKE		YES	YES	
CFDA 15.130	\$ 96,758			

REGION 5 REG DEVELOP COMM				
CASS COUNTY		YES	YES	
CFDA 13.633	\$ 25,000			
CFDA 13.641	995			

	\$ 25,995			
	=====			
CROW WING COUNTY		YES	YES	
CFDA 13.635	\$ 40,996			

STATE OF MINNESOTA
 OFFICE OF THE STATE AUDITOR
 STATEWIDE SINGLE AUDIT
 SUMMARY OF GRANT REVENUE
 BY ADMINISTERING AGENCY
 FOR THE YEAR ENDED JUNE 30, 1989

<u>ADMINISTERING AGENCY</u>	<u>TOTAL</u>	<u>AUDIT REPORT ACCEPTABLE</u>	<u>ARE THERE CROSSCUTTING FINDINGS</u>	<u>IS THERE GRANT NONCOMPLIANCE</u>
REGION 5 REG DEVELOP COMM				
MID-MINNESOTA LEGAL ASSISTANCE INC		YES		
CFDA 13.633	\$ 25,000			
	=====			
	\$ 25,000			
MORRISON COUNTY		YES	YES	
CFDA 13.633	\$ 38,251			
	=====			
TODD COUNTY		YES	YES	
CFDA 13.633	\$ 25,000			
CFDA 13.641	995			
	=====			
	\$ 25,995			
TRI-COUNTY COMM ACTION PROGRAM		YES	YES	
CFDA 10.550	\$ 108,091			
CFDA 13.635	320,201			
	=====			
	\$ 428,292			
WADENA COUNTY		YES	YES	YES
CFDA 13.633	\$ 29,357			YES
CFDA 13.641	995			YES
CFDA 13.994	25,560			YES
	=====			
	\$ 55,912			
	=====			
REGION NINE DEVELOPMENT COMMISSION				
LE SUEUR COUNTY		YES	YES	
CFDA 13.633	\$ 18,972			
	=====			
MINNESOTA VALLEY ACTION COUNCIL		YES	YES	
CFDA 13.635	\$ 615,768			
	=====			
NICOLLET COUNTY		YES	YES	
CFDA 13.633	\$ 4,611			
	=====			
SIBLEY COUNTY		YES	YES	
CFDA 13.217	\$ 3,161			
CFDA 13.633	512			
	=====			
	\$ 3,673			
	=====			
REGIONAL TRANSIT BOARD				
FREEBORN COUNTY		YES	YES	
CFDA 17.250	\$ 37,692			
	=====			
RICE COUNTY				
CITY OF FARIBAULT		YES	YES	
CFDA 14.228	\$ 189,676			
	=====			

STATE OF MINNESOTA
OFFICE OF THE STATE AUDITOR
STATEWIDE SINGLE AUDIT
SUMMARY OF GRANT REVENUE
BY ADMINISTERING AGENCY
FOR THE YEAR ENDED JUNE 30, 1989

<u>ADMINISTERING AGENCY</u>	<u>TOTAL</u>	<u>AUDIT REPORT ACCEPTABLE</u>	<u>ARE THERE CROSSCUTTING FINDINGS</u>	<u>IS THERE GRANT NONCOMPLIANCE</u>
RIVER BEND SPECIAL ED COOP				
ISD 731 ARLINGTON		YES		
CFDA 84.027	\$ 8,019			
	\$ 8,019			
RURAL MINNESOTA CEP INC .				
NORTHWEST PRIVATE INDUSTRY COUNCIL		YES	YES	
CFDA 17.250	\$ 2,244			
SE MINN PRIVATE INDUSTRY COUNCIL				
GOODHUE-RICE-WABASHA CITZ ACT CNCL		YES		
CFDA 17.250	\$ 213,915			
OLMSTED COUNTY		YES	YES	
CFDA 17.250	\$ 85,478			
SE MN JTPA JOINT POWERS BOARD				
SEMCAC INC		YES		YES
CFDA 17.250	\$ 212,725			
SEMCAC INC				
MOWER COUNTY SPECIAL ED COOP		YES	YES	
CFDA 17.250	\$ 24,250			
SENIOR RESOURCES				
MPLS AMERICAN INDIAN CENTER		YES		
CFDA 13.633	\$ 16,240			
SOUTH DAKOTA-DEPARTMENT OF LABOR				
MINNESOTA MIGRANT COUNCIL		YES		
CFDA 17.246	\$ 93,041			
SOUTHEASTERN MN AREA AGY ON AGING				
CITY OF FARIBAULT		YES	YES	
CFDA 13.633	\$ 24,751			
CITY OF WINONA		YES	YES	
CFDA 13.633	\$ 22,184			
GOODHUE COUNTY		YES	YES	
CFDA 13.633	\$ 7,200			

STATE OF MINNESOTA
OFFICE OF THE STATE AUDITOR
STATEWIDE SINGLE AUDIT
SUMMARY OF GRANT REVENUE
BY ADMINISTERING AGENCY
FOR THE YEAR ENDED JUNE 30, 1989

ADMINISTERING AGENCY	TOTAL	AUDIT REPORT ACCEPTABLE	ARE THERE CROSSCUTTING FINDINGS	IS THERE GRANT NONCOMPLIANCE
SOUTHEASTERN MN AREA AGY ON AGING				
GOODHUE-RICE-WABASHA CITZ ACT CNCL		YES		
CFDA 13.635	\$ 32,000			
CFDA 13.633	5,626			
CFDA 10.550	12,238			

	\$ 49,864			
	=====			
SEMCAC INC		YES		
CFDA 13.633	\$ 76,329			YES
CFDA 13.635	743,013			YES

	\$ 819,342			
	=====			
SOUTHEASTERN MN EMERGENCY MED SERV				
OLMSTED COUNTY		YES	YES	
CFDA 13.991	\$ 1,320			
	=====			
SOUTHEASTERN MN SP ED COOP				
ISD 227 CHATFIELD		YES	YES	
CFDA 84.027	\$ 10,235			
	=====			
ISD 238 MABEL-CANTON		YES	YES	
CFDA 84.027	\$ 2,441			
	=====			
SOUTHWEST MINN PIC				
COTTONWOOD COUNTY		YES	YES	
CFDA 17.250	\$ 5,631			
	=====			
ISD 129 MONTEVIDEO		YES	YES	
CFDA 17.250	\$ 5,000			
	=====			
ISD 403 IVANHOE		YES	YES	
CFDA 17.250	\$ 2,277			
	=====			
ISD 505 FULDA		YES		
CFDA 17.246	\$ 1,589			
	=====			
ISD 518 WORTHINGTON		YES		
CFDA 17.246	\$ 15,759			
	=====			
SOUTHWEST REG DEVELOP COMM				
CITY OF MARSHALL		YES	YES	
CFDA 13.633	\$ 39,796			
	=====			
ISD 518 WORTHINGTON		YES		
CFDA 13.633	\$ 20,362			
	=====			
LINCOLN-LYON-MURRAY-PIPESTONE CHS		YES		
CFDA 13.633	\$ 20,113			
	=====			

STATE OF MINNESOTA
OFFICE OF THE STATE AUDITOR
STATEWIDE SINGLE AUDIT
SUMMARY OF GRANT REVENUE
BY ADMINISTERING AGENCY
FOR THE YEAR ENDED JUNE 30, 1989

ADMINISTERING AGENCY	TOTAL	AUDIT REPORT ACCEPTABLE	ARE THERE CROSSCUTTING FINDINGS	IS THERE GRANT NONCOMPLIANCE
SOUTHWEST REG DEVELOP COMM				
MID-MINNESOTA LEGAL ASSISTANCE INC		YES		
CFDA 13.633	\$ 4,806			
=====				
PIPESTONE COUNTY		YES	YES	YES
CFDA 13.633	\$ 5,249			
=====				
WESTERN COMMUNITY ACT PROGRAM		YES		
CFDA 10.550	\$ 162,083			
CFDA 13.633	68,767			
CFDA 13.635	355,844			

	\$ 586,694			
=====				
SSD 1 MINNEAPOLIS				
ED COOP SERVICE UNIT 5-924		YES		
CFDA 84.073	\$ 29,680			
=====				
ST CLOUD HRA				
CITY OF ST CLOUD		YES	YES	
CFDA 14.218	\$ 29,943			
=====				
ST LOUIS COUNTY				
ISD 691 AURORA		YES	YES	
CFDA 10.665	\$ 3,777			
=====				
ISD 692 BABBITT		YES	YES	
CFDA 10.665	\$ 5,998			
=====				
ISD 693 BIWABIK		YES	YES	
CFDA 10.665	\$ 480			
=====				
ISD 695 CHISHOLM		YES	YES	
CFDA 10.665	\$ 620			
=====				
ISD 696 ELY		YES		
CFDA 10.665	\$ 4,219			
=====				
ISD 710 ST LOUIS COUNTY		YES	YES	
CFDA 10.665	\$ 27,147			
=====				
RANGE MENTAL HEALTH CENTER INC		YES		
CFDA 13.150	\$ 8,800			
CFDA 13.992	28,436			

	\$ 37,236			
=====				
ST OLAF COLLEGE				
ISD 659 NORTHFIELD		YES	YES	
CFDA 84.164	\$ 3,152			
=====				

STATE OF MINNESOTA
 OFFICE OF THE STATE AUDITOR
 STATEWIDE SINGLE AUDIT
 SUMMARY OF GRANT REVENUE
 BY ADMINISTERING AGENCY
 FOR THE YEAR ENDED JUNE 30, 1989

<u>ADMINISTERING AGENCY</u>	<u>TOTAL</u>	<u>AUDIT REPORT ACCEPTABLE</u>	<u>ARE THERE CROSSCUTTING FINDINGS</u>	<u>IS THERE GRANT NONCOMPLIANCE</u>
ST THOMAS COLLEGE				
NE METRO INTERDISTRICT NO 916		YES		
CFDA 59.037	\$ 13,999		YES	

	\$ 13,999			
	=====			
STEARNS COUNTY				
CITY OF ST CLOUD		YES		
CFDA 83.504	\$ 11,215		YES	
	=====			
SW & WEST CENTRAL ED COOP SERV UNIT				
ISD 085 SPRINGFIELD		YES		
CFDA 84.027	\$ 914			
	=====			
ISD 129 MONTEVIDEO		YES		YES
CFDA 84.027	\$ 47,186			
	=====			
ISD 178 STORDEN-JEFFERS		YES		YES
CFDA 84.027	\$ 1,361			
	=====			
ISD 324 JACKSON		YES		YES
CFDA 84.027	\$ 21,735			
	=====			
ISD 341 ATWATER		YES		YES
CFDA 84.027	\$ 16,367			
	=====			
ISD 345 NEW LONDON-SPICER		YES		YES
CFDA 84.027	\$ 35,288			
	=====			
ISD 346 RAYMOND		YES		YES
CFDA 84.027	\$ 5,839			
	=====			
ISD 371 BELLINGHAM		YES		YES
CFDA 84.027	\$ 3,956			
	=====			
ISD 378 DAWSON		YES		YES
CFDA 84.027	\$ 18,030			
	=====			
ISD 402 HENDRICKS		YES		
CFDA 84.027	\$ 9,854			
	=====			
ISD 408 VERDI		YES		
CFDA 84.027	\$ 666			
	=====			
ISD 411 BALATON		YES		
CFDA 84.027	\$ 7,783			
	=====			
ISD 415 LYND		YES		
CFDA 84.027	\$ 11,807			
	=====			
ISD 417 TRACY		YES		YES
CFDA 84.027	\$ 21,741			
	=====			
ISD 463 EDEN VALLEY		YES		YES
CFDA 84.027	\$ 35,493			
	=====			
ISD 464 GROVE CITY		YES		YES
CFDA 84.027	\$ 11,005			
	=====			

STATE OF MINNESOTA
 OFFICE OF THE STATE AUDITOR
 STATEWIDE SINGLE AUDIT
 SUMMARY OF GRANT REVENUE
 BY ADMINISTERING AGENCY
 FOR THE YEAR ENDED JUNE 30, 1989

<u>ADMINISTERING AGENCY</u>	<u>TOTAL</u>	<u>AUDIT REPORT ACCEPTABLE</u>	<u>ARE THERE CROSSCUTTING FINDINGS</u>	<u>IS THERE GRANT NONCOMPLIANCE</u>
SW & WEST CENTRAL ED COOP SERV UNIT				
ISD 513 BREWSTER CFDA 84.027	\$ 666	YES		
	=====			
	\$ 666			
ISD 636 MORGAN CFDA 84.027	\$ 6,102	YES	YES	
ISD 637 REDWOOD FALLS CFDA 84.027	\$ 6,311	YES	YES	
ISD 646 BIRD ISLAND CFDA 84.027	\$ 8,182	YES	YES	
ISD 648 DANUBE CFDA 84.027	\$ 5,712	YES	YES	
ISD 653 OLIVIA CFDA 84.027	\$ 11,866	YES	YES	
ISD 669 MAGNOLIA CFDA 84.027	\$ 10,704	YES	YES	
ISD 670 LUVERNE CFDA 84.027	\$ 27,496	YES	YES	
ISD 777 BENSON CFDA 84.027	\$ 4,128	YES	YES	
ISD 784 APPLETON CFDA 84.027	\$ 13,541	YES	YES	
TRI-VALLEY OPPORTUNITY COUNCIL INC				
ISD 152 MOORHEAD CFDA 84.011	\$ 42,235	YES		
U.S. - ACTION				
ANOKA COUNTY CFDA 72.002	\$ 27,697	YES	YES	
ARROWHEAD ECON OPPORTUNITY COUNCIL CFDA 72.002	\$ 35,743	YES		
ASSOC RETARDED CITIZENS-MINN CFDA 72.001	\$ 523,149	YES		
CFDA 72.008	274,705			
	=====			
	\$ 797,854			
CITY OF ST CLOUD CFDA 72.002	\$ 43,035	YES	YES	
CROW WING COUNTY CFDA 72.002	\$ 31,855	YES	YES	
KOOCHICHING-ITASCA ACTION CNCL CFDA 72.002	\$ 13,582	YES	YES	YES

STATE OF MINNESOTA
OFFICE OF THE STATE AUDITOR
STATEWIDE SINGLE AUDIT
SUMMARY OF GRANT REVENUE
BY ADMINISTERING AGENCY
FOR THE YEAR ENDED JUNE 30, 1989

<u>ADMINISTERING AGENCY</u>	<u>TOTAL</u>	<u>AUDIT REPORT ACCEPTABLE</u>	<u>ARE THERE CROSSCUTTING FINDINGS</u>	<u>IS THERE GRANT NONCOMPLIANCE</u>
U.S. - ACTION				
MAHUBE COMMUNITY COUNCIL		YES		
CFDA 72.002	\$ 21,778			
CFDA 72.015	2,744			

	\$ 24,522			
	=====			
OTTERTAIL-WADENA COMM ACT CNCL		YES		
CFDA 72.002	\$ 52,650			

REGION SIX EAST COMMUNITY ACT CNL		YES		
CFDA 72.002	\$ 29,458			

SEMCAC INC		YES		YES
CFDA 72.002	\$ 63,679			

ST LOUIS COUNTY		YES	YES	
CFDA 72.002	\$ 55,495			

WEST CENTRAL MN COMM ACTION CNCL		YES		
CFDA 72.002	\$ 64,566			

	=====			
U.S. - DEPARTMENT OF AGRICULTURE				
AITKIN COUNTY		YES	YES	
CFDA 10.063	\$ 3,500			

ARROWHEAD ECON OPPORTUNITY COUNCIL		YES		
CFDA 10.433	\$ 179,628			

BOISE FORTE RES BUS COMM		YES	YES	YES
CFDA 10.550	\$ 62,284			

CATHOLIC CHARITIES-ST PAUL AND MPLS		YES		
CFDA 10.550	\$ 4,706			
CFDA 10.551	59,330			

	\$ 64,036			
	=====			
CITY OF CANNON FALLS		YES		
CFDA 10.418	\$ 64,156			

CITY OF DEER RIVER		YES	YES	
CFDA 10.418	\$ 11,791			

CITY OF ERSKINE		YES	YES	
CFDA 10.418	\$ 90,000			

CITY OF HILL CITY		YES	YES	
CFDA 10.901	\$ 87,069			

CITY OF JACKSON		YES	YES	
CFDA 10.418	\$ 150,000			

CITY OF MENAHGA		YES	YES	
CFDA 10.418	\$ 61,849			

CITY OF PILLAGER		YES	YES	
CFDA 10.418	\$ 258,000			

CLAY-WILKIN OPPORTUNITY COUNCIL		YES		
CFDA 10.550	\$ 78,150			

	=====			

STATE OF MINNESOTA
OFFICE OF THE STATE AUDITOR
STATEWIDE SINGLE AUDIT
SUMMARY OF GRANT REVENUE
BY ADMINISTERING AGENCY
FOR THE YEAR ENDED JUNE 30, 1989

ADMINISTERING AGENCY	TOTAL	AUDIT REPORT ACCEPTABLE	ARE THERE CROSSCUTTING FINDINGS	IS THERE GRANT NONCOMPLIANCE
U.S. - DEPARTMENT OF AGRICULTURE				
FOND DU LAC RESERVATION		YES		
CFDA 10.550	\$ 140,608			
	----- \$ 140,608 =====			
GRAND PORTAGE RESERVATION		YES	YES	
CFDA 10.550	\$ 28,735			
	----- \$ 28,735 =====			
ISD 709 DULUTH		YES	YES	
CFDA 10.559	\$ 73,823			
	----- \$ 73,823 =====			
KANDIYOHI COUNTY		YES	YES	
CFDA 10.069	\$ 17,961			
	----- \$ 17,961 =====			
KOOCHICHING COUNTY		YES	YES	
CFDA 10.665	\$ 29,229			
	----- \$ 29,229 =====			
LEECH LAKE RESERVATION BUS COMM		YES		
CFDA 10.433	\$ 50,449			
CFDA 10.550	199,200			YES
	----- \$ 249,649 =====			
LOWER SIOUX COMM COUNCIL		YES	YES	
CFDA 10.550	\$ 26,956			
	----- \$ 26,956 =====			
NORTHWEST MINN MULTI COUNTY HRA		YES		
CFDA 10.433	\$ 39,531			
	----- \$ 39,531 =====			
RED LAKE BAND OF CHIPPEWA INDIANS		YES		
CFDA 10.550	\$ 148,077			
CFDA 10.557	18,568			
	----- \$ 166,645 =====			
REGION SIX EAST COMMUNITY ACT CNL		YES		
CFDA 10.433	\$ 52,303			
CFDA 10.555	35,778			
	----- \$ 88,081 =====			
RENVILLE COUNTY		YES	YES	
CFDA 10.902	\$ 31,013			
	----- \$ 31,013 =====			
ST LOUIS COUNTY		YES	YES	
CFDA 10.063	\$ 932			
	----- \$ 932 =====			
WHITE EARTH RESERVATION		YES		
CFDA 10.550	\$ 248,471			
	----- \$ 248,471 =====			
U.S. - DEPARTMENT OF COMMERCE				
ARROWHEAD REG DEVELOP COMM		YES	YES	
CFDA 11.302	\$ 70,000			
CFDA 11.307	222,750			
	----- \$ 292,750 =====			
CITY OF FAIRMONT		YES	YES	
CFDA 11.307	\$ 167,000			
	----- \$ 167,000 =====			

STATE OF MINNESOTA
 OFFICE OF THE STATE AUDITOR
 STATEWIDE SINGLE AUDIT
 SUMMARY OF GRANT REVENUE
 BY ADMINISTERING AGENCY
 FOR THE YEAR ENDED JUNE 30, 1989

ADMINISTERING AGENCY	TOTAL	AUDIT REPORT ACCEPTABLE	ARE THERE CROSSCUTTING FINDINGS	IS THERE GRANT NONCOMPLIANCE
U.S. - DEPARTMENT OF COMMERCE				
CITY OF FERGUS FALLS		YES	YES	
CFDA 11.300	\$ 388,010			
	=====			
	\$ 388,010			
CITY OF RICE		YES	YES	
CFDA 11.300	\$ 50,000			
CITY OF WARROAD		YES	YES	
CFDA 11.300	\$ 597,361			
EAST CENTRAL REG DEVELOP COMM		YES		
CFDA 11.301	\$ 60,571			
HEADWATERS REG DEVELOP COMM		YES		
CFDA 11.302	\$ 52,193			
MID-MINNESOTA DEVELOPMENT COMM		YES		
CFDA 11.302	\$ 42,143			
MINN CHIPPEWA TRIBE		YES		YES
CFDA 11.303	\$ 149,964			
CFDA 11.800	170,210			
	=====			
	\$ 320,174			
NORTHWEST REG DEVELOP COMM		YES		
CFDA 11.302	\$ 52,772			
CFDA 11.307	162,616			
	=====			
	\$ 215,388			
REGION 5 DEVELOP COMM		YES		
CFDA 11.302	\$ 61,787			
CFDA 11.307	175,000			
	=====			
	\$ 236,787			
SOUTHWEST REG DEVELOP COMM		YES		
CFDA 11.302	\$ 45,850			
SW & WEST CENTRAL ED COOP SERV UNIT		YES		
CFDA 11.550	\$ 146,610			
UPPER MN VALLEY REG DEVELOP COMM		YES		
CFDA 11.301	\$ 41,700			
	=====			
U.S. - DEPARTMENT OF DEFENSE				
BLUE EARTH COUNTY		YES	YES	
CFDA 12.104	\$ 450			
	=====			
U.S. - DEPARTMENT OF EDUCATION				
CITY OF DULUTH		YES	YES	
CFDA 84.167	\$ 6,696			
CITY OF ST PAUL		YES	YES	
CFDA 84.167	\$ 25,000			
	=====			

STATE OF MINNESOTA
 OFFICE OF THE STATE AUDITOR
 STATEWIDE SINGLE AUDIT
 SUMMARY OF GRANT REVENUE
 BY ADMINISTERING AGENCY
 FOR THE YEAR ENDED JUNE 30, 1989

<u>ADMINISTERING AGENCY</u>	<u>TOTAL</u>	<u>AUDIT REPORT ACCEPTABLE</u>	<u>ARE THERE CROSSCUTTING FINDINGS</u>	<u>IS THERE GRANT NONCOMPLIANCE</u>
U.S. - DEPARTMENT OF EDUCATION				
DAKOTA COUNTY TECHNICAL COLLEGE		YES		
CFDA 84.007	\$ 23,941			
CFDA 84.033	51,260			
CFDA 84.063	935,664			

	\$ 1,010,865			
	=====			
FOND DU LAC RESERVATION		YES		
CFDA 84.003	\$ 109,161			
CFDA 84.060	18,632			
CFDA 84.061	111,435			
CFDA 84.072	137,707			

	\$ 376,935			
	=====			
GREAT RIVER REGIONAL LIBRARY		YES		
CFDA 84.167	\$ 5,828			
	=====			
HENNEPIN TECHNICAL CENTER NO 287		YES	YES	
CFDA 84.033	\$ 51,500			
CFDA 84.007	67,440			
CFDA 84.063	1,191,536			

	\$ 1,310,476			
	=====			
ISD 004 MCGREGOR		YES	YES	
CFDA 84.041	\$ 19,554			
	=====			
ISD 011 ANOKA		YES	YES	
CFDA 84.007	\$ 16,170			
CFDA 84.033	46,500			
CFDA 84.060	55,562			
CFDA 84.063	1,080,042			YES

	\$ 1,198,274			
	=====			
ISD 012 CENTENNIAL		YES	YES	
CFDA 84.060	\$ 4,062			
	=====			
ISD 022 DETROIT LAKES		YES	YES	
CFDA 84.007	\$ 36,390			
CFDA 84.033	40,681			
CFDA 84.060	30,751			
CFDA 84.063	864,656			

	\$ 972,478			
	=====			
ISD 023 FRAZEE		YES		
CFDA 84.060	\$ 7,993			
	=====			
ISD 031 BEMIDJI		YES		
CFDA 84.007	\$ 12,150			YES
CFDA 84.033	24,593			YES
CFDA 84.041	43,051			
CFDA 84.060	74,281			
CFDA 84.063	617,605			YES

	\$ 771,680			
	=====			
ISD 032 BLACKDUCK		YES	YES	
CFDA 84.041	\$ 23,363			
	=====			

STATE OF MINNESOTA
OFFICE OF THE STATE AUDITOR
STATEWIDE SINGLE AUDIT
SUMMARY OF GRANT REVENUE
BY ADMINISTERING AGENCY
FOR THE YEAR ENDED JUNE 30, 1989

ADMINISTERING AGENCY	TOTAL	AUDIT REPORT ACCEPTABLE	ARE THERE CROSSCUTTING FINDINGS	IS THERE GRANT NONCOMPLIANCE
U.S. - DEPARTMENT OF EDUCATION				
ISD 038 RED LAKE		YES	YES	
CFDA 84.041	\$ 1,917,675			
=====				
ISD 077 MANKATO		YES		
CFDA 84.007	\$ 33,120			
CFDA 84.033	49,106			
CFDA 84.063	865,448			

	\$ 947,674			
=====				
ISD 093 CARLTON		YES	YES	
CFDA 84.041	\$ 74,324			
=====				
ISD 094 CLOQUET		YES	YES	
CFDA 84.041	\$ 245,923			
CFDA 84.060	38,032			

	\$ 283,955			
=====				
ISD 115 CASS LAKE		YES	YES	
CFDA 84.041	\$ 818,465			
CFDA 84.060	84,681			

	\$ 903,146			
=====				
ISD 118 REMER		YES	YES	
CFDA 84.041	\$ 53,969			
CFDA 84.060	15,451			

	\$ 69,420			
=====				
ISD 119 WALKER		YES		
CFDA 84.060	\$ 17,828			
=====				
ISD 129 MONTEVIDEO		YES	YES	YES
CFDA 84.014	\$ 87,426			
=====				
ISD 152 MOORHEAD		YES		
CFDA 84.007	\$ 18,219			
CFDA 84.033	39,537			
CFDA 84.060	10,845			
CFDA 84.063	1,014,210			YES

	\$ 1,082,811			
=====				
ISD 162 BAGLEY		YES	YES	
CFDA 84.041	\$ 176,076			
CFDA 84.060	44,569			

	\$ 220,645			
=====				
ISD 166 COOK COUNTY		YES		
CFDA 84.041	\$ 57,026			
CFDA 84.060	14,113			

	\$ 71,139			
=====				
ISD 181 BRAINERD		YES		YES
CFDA 84.007	\$ 24,811			YES
CFDA 84.033	67,469			YES
CFDA 84.063	768,118			

	\$ 860,398			
=====				

STATE OF MINNESOTA
OFFICE OF THE STATE AUDITOR
STATEWIDE SINGLE AUDIT
SUMMARY OF GRANT REVENUE
BY ADMINISTERING AGENCY
FOR THE YEAR ENDED JUNE 30, 1989

ADMINISTERING AGENCY	TOTAL	AUDIT REPORT ACCEPTABLE	ARE THERE CROSSCUTTING FINDINGS	IS THERE GRANT NONCOMPLIANCE
U.S. - DEPARTMENT OF EDUCATION				
ISD 192 FARMINGTON		YES		
CFDA 84.041	\$ 3,420			

	\$ 3,420			
	=====			
ISD 197 WEST ST PAUL		YES	YES	
CFDA 84.073	\$ 55,000			

ISD 206 ALEXANDRIA		YES	YES	
CFDA 84.007	\$ 106,891			
CFDA 84.033	120,589			
CFDA 84.063	1,476,135			

	\$ 1,703,615			
	=====			
ISD 241 ALBERT LEA		YES	YES	
CFDA 84.007	\$ 29,088			
CFDA 84.033	25,214			
CFDA 84.063	454,945			

	\$ 509,247			
	=====			
ISD 256 RED WING		YES		
CFDA 84.007	\$ 9,000			
CFDA 84.033	24,784			
CFDA 84.060	8,765			
CFDA 84.063	370,190			

	\$ 412,739			
	=====			
ISD 279 OSSEO		YES	YES	
CFDA 84.171	\$ 8,767			

ISD 280 RICHFIELD		YES	YES	
CFDA 84.041	\$ 9,249			

ISD 281 ROBBINSDALE		YES	YES	
CFDA 84.060	\$ 16,363			

ISD 283 ST LOUIS PARK		YES	YES	
CFDA 84.164	\$ 1,000			

ISD 316 COLERAINE		YES	YES	
CFDA 84.060	\$ 19,313			

ISD 317 DEER RIVER		YES	YES	
CFDA 84.041	\$ 441,505			
CFDA 84.060	36,546			

	\$ 478,051			
	=====			
ISD 318 GRAND RAPIDS		YES	YES	
CFDA 84.060	\$ 27,475			

ISD 347 WILLMAR		YES		
CFDA 84.007	\$ 144,793			
CFDA 84.033	186,318			
CFDA 84.063	1,075,653			

	\$ 1,406,764			
	=====			
ISD 361 INTERNATIONAL FALLS		YES		
CFDA 84.060	\$ 20,205			

STATE OF MINNESOTA
 OFFICE OF THE STATE AUDITOR
 STATEWIDE SINGLE AUDIT
 SUMMARY OF GRANT REVENUE
 BY ADMINISTERING AGENCY
 FOR THE YEAR ENDED JUNE 30, 1989

<u>ADMINISTERING AGENCY</u>	<u>TOTAL</u>	<u>AUDIT REPORT ACCEPTABLE</u>	<u>ARE THERE CROSSCUTTING FINDINGS</u>	<u>IS THERE GRANT NONCOMPLIANCE</u>
U.S. - DEPARTMENT OF EDUCATION				
ISD 381 LAKE SUPERIOR		YES		
CFDA 84.040	\$ 2,971			
	=====			
	\$ 2,971			
ISD 423 HUTCHINSON		YES		
CFDA 84.007	\$ 21,093			
CFDA 84.033	52,300			
CFDA 84.063	365,043			

	\$ 438,436			
ISD 432 MAHNOMEN		YES	YES	
CFDA 84.041	\$ 699,427			
CFDA 84.060	51,532			

	\$ 750,959			
ISD 435 WAUBUN		YES	YES	
CFDA 84.041	\$ 341,685			
CFDA 84.060	48,296			

	\$ 389,981			
ISD 473 ISLE		YES		
CFDA 84.060	\$ 3,714			
	=====			
ISD 480 ONAMIA		YES	YES	
CFDA 84.041	\$ 209,056			
CFDA 84.060	21,987			

	\$ 231,043			
ISD 492 AUSTIN		YES	YES	
CFDA 84.007	\$ 5,233			
CFDA 84.033	41,729			
CFDA 84.063	594,505			

	\$ 641,467			
ISD 535 ROCHESTER		YES	YES	
CFDA 47.049	\$ 2,267			
CFDA 84.003	104,313			
CFDA 84.033	34,317			YES
CFDA 84.007	14,581			YES
CFDA 84.063	563,146			YES

	\$ 718,624			
ISD 564 THIEF RIVER FALLS		YES	YES	
CFDA 84.003	\$ 24,716			
CFDA 84.007	12,748			
CFDA 84.063	759,614			

	\$ 797,078			
ISD 573 HINCKLEY		YES		
CFDA 84.041	\$ 16,696			
CFDA 84.060	2,971			

	\$ 19,667			
	=====			

STATE OF MINNESOTA
OFFICE OF THE STATE AUDITOR
STATEWIDE SINGLE AUDIT
SUMMARY OF GRANT REVENUE
BY ADMINISTERING AGENCY
FOR THE YEAR ENDED JUNE 30, 1989

ADMINISTERING AGENCY	TOTAL	AUDIT REPORT ACCEPTABLE	ARE THERE CROSSCUTTING FINDINGS	IS THERE GRANT NONCOMPLIANCE
U.S. - DEPARTMENT OF EDUCATION				
ISD 576 SANDSTONE		YES		
CFDA 84.041	\$ 42,121			
CFDA 84.060	5,360			

	\$ 47,481			
	=====			
ISD 578 PINE CITY		YES		
CFDA 84.007	\$ 6,142			
CFDA 84.033	12,712			
CFDA 84.063	259,627			

	\$ 278,481			
	=====			
ISD 595 EAST GRAND FORKS		YES		
CFDA 84.003	\$ 24,047			
CFDA 84.007	15,801			
CFDA 84.063	673,503			

	\$ 713,351			
	=====			
ISD 601 FOSSTON		YES	YES	
CFDA 84.060	\$ 4,915			

ISD 621 MOUNDS VIEW		YES	YES	
CFDA 84.060	\$ 7,577			

ISD 625 ST PAUL		YES		
CFDA 84.003	\$ 271,210			
CFDA 84.007	20,351			
CFDA 84.033	18,367			
CFDA 84.041	80,776			
CFDA 84.060	130,316			
CFDA 84.063	1,981,910			
CFDA 84.078	535,738			YES
CFDA 84.178	158,726			
CFDA 84.191	22,348			
CFDA 84.126	68			
CFDA 84.146	167,963			

	\$ 3,387,773			
	=====			
ISD 652 MORTON		YES	YES	
CFDA 84.040	\$ 87,199			
CFDA 84.060	10,547			

	\$ 97,746			
	=====			
ISD 656 FARIBAULT		YES		
CFDA 84.007	\$ 15,623			
CFDA 84.033	24,683			
CFDA 84.063	347,108			

	\$ 387,414			
	=====			
ISD 691 AURORA		YES	YES	
CFDA 84.060	\$ 3,120			

ISD 695 CHISHOLM		YES	YES	
CFDA 81.052	\$ 2,972			
CFDA 84.060	9,657			

	\$ 12,629			
	=====			

STATE OF MINNESOTA
 OFFICE OF THE STATE AUDITOR
 STATEWIDE SINGLE AUDIT
 SUMMARY OF GRANT REVENUE
 BY ADMINISTERING AGENCY
 FOR THE YEAR ENDED JUNE 30, 1989

<u>ADMINISTERING AGENCY</u>	<u>TOTAL</u>	<u>AUDIT REPORT ACCEPTABLE</u>	<u>ARE THERE CROSSCUTTING FINDINGS</u>	<u>IS THERE GRANT NONCOMPLIANCE</u>
U.S. - DEPARTMENT OF EDUCATION				
ISD 696 ELY		YES		
CFDA 84.041	\$ 507			
CFDA 84.060	10,102			

	\$ 10,609			
	=====			
ISD 697 EVELETH		YES		
CFDA 84.007	\$ 8,220			
CFDA 84.033	20,782			
CFDA 84.060	8,022			
CFDA 84.063	403,753			

	\$ 440,777			
	=====			
ISD 699 GILBERT		YES		
CFDA 84.060	\$ 2,749			

ISD 700 HERMANTOWN		YES	YES	
CFDA 84.041	\$ 17,691			

ISD 701 HIBBING		YES	YES	
CFDA 84.033	\$ 19,312			
CFDA 84.060	10,994			
CFDA 84.063	524,041			

	\$ 554,347			
	=====			
ISD 706 VIRGINIA		YES		
CFDA 84.060	\$ 7,725			

ISD 707 NETT LAKE		YES	YES	
CFDA 84.041	\$ 299,141			
CFDA 84.060	11,291			

	\$ 310,432			
	=====			
ISD 708 TOWER-SOUDAN		YES	YES	
CFDA 84.041	\$ 21,765			
CFDA 84.060	5,200			

	\$ 26,965			
	=====			
ISD 709 DULUTH		YES	YES	YES
CFDA 84.007	\$ 13,400			
CFDA 84.033	39,730			
CFDA 84.041	32,581			
CFDA 84.060	81,575			
CFDA 84.063	1,231,037			YES

	\$ 1,398,323			
	=====			
ISD 710 ST LOUIS COUNTY		YES	YES	
CFDA 84.041	\$ 93,857			
CFDA 84.060	39,666			

	\$ 133,523			
	=====			
ISD 712 MOUNTAIN IRON-BUHL		YES		
CFDA 84.060	\$ 2,971			

ISD 720 SHAKOPEE		YES		
CFDA 84.060	\$ 5,497			

STATE OF MINNESOTA
OFFICE OF THE STATE AUDITOR
STATEWIDE SINGLE AUDIT
SUMMARY OF GRANT REVENUE
BY ADMINISTERING AGENCY
FOR THE YEAR ENDED JUNE 30, 1989

ADMINISTERING AGENCY	TOTAL	AUDIT REPORT ACCEPTABLE	ARE THERE CROSSCUTTING FINDINGS	IS THERE GRANT NONCOMPLIANCE
U.S. - DEPARTMENT OF EDUCATION				
ISD 742 ST CLOUD		YES	YES	
CFDA 84.007	\$ 57,846			
CFDA 84.033	84,526			
CFDA 84.063	1,125,181			

	\$ 1,267,553			
	=====			
ISD 793 STAPLES		YES	YES	
CFDA 84.007	\$ 12,544			
CFDA 84.033	46,085			YES
CFDA 84.063	793,562			YES

	\$ 852,191			
	=====			
ISD 801 BROWNS VALLEY		YES		
CFDA 84.060	\$ 9,657			
	=====			
ISD 819 WADENA		YES	YES	
CFDA 84.007	\$ 17,615			
CFDA 84.033	31,016			
CFDA 84.063	716,485			

	\$ 765,116			
	=====			
ISD 834 STILLWATER		YES	YES	
CFDA 84.060	\$ 2,608			
	=====			
ISD 861 WINONA		YES	YES	
CFDA 84.007	\$ 20,181			
CFDA 84.033	44,949			
CFDA 84.063	368,242			
CFDA 84.186	15,619			

	\$ 448,991			
	=====			
LEECH LAKE RESERVATION BUS COMM		YES		
CFDA 10.555	\$ 73,534			
CFDA 84.060	54,607			
CFDA 84.101	156,781			

	\$ 284,922			
	=====			
LOWER SIOUX COMM COUNCIL		YES	YES	
CFDA 84.163	\$ 929			
	=====			
MID-MINNESOTA LEGAL ASSISTANCE INC		YES		
CFDA 84.161	\$ 69,588			
	=====			
MINN CHIPPEWA TRIBE		YES		
CFDA 84.044	\$ 84,683			
	=====			
MULTI RESOURCES CENTER		YES		
CFDA 84.128	\$ 251,967			
	=====			
NE METRO INTERDISTRICT NO 916		YES	YES	
CFDA 84.007	\$ 46,970			
CFDA 84.025	78,917			
CFDA 84.033	66,314			
CFDA 84.063	787,707			
CFDA 84.129	218,905			YES

	\$ 1,198,813			
	=====			

STATE OF MINNESOTA
 OFFICE OF THE STATE AUDITOR
 STATEWIDE SINGLE AUDIT
 SUMMARY OF GRANT REVENUE
 BY ADMINISTERING AGENCY
 FOR THE YEAR ENDED JUNE 30, 1989

ADMINISTERING AGENCY	TOTAL	AUDIT REPORT ACCEPTABLE	ARE THERE CROSSCUTTING FINDINGS	IS THERE GRANT NONCOMPLIANCE
U.S. - DEPARTMENT OF EDUCATION				
RED LAKE BAND OF CHIPPEWA INDIANS		YES		
CFDA 84.061	\$ 86,068			
CFDA 84.163	6,849			

	\$ 92,917			
	=====			
SOUTHWESTERN VOC TECH INST		YES		
CFDA 84.007	\$ 96,860			
CFDA 84.033	119,852			
CFDA 84.063	1,308,223			

	\$ 1,524,935			
	=====			
SSD 1 MINNEAPOLIS		YES	YES	
CFDA 84.003	\$ 126,053			YES
CFDA 84.007	74,394			YES
CFDA 84.023	197,201			YES
CFDA 84.040	225,607			YES
CFDA 84.060	537,127			YES
CFDA 84.063	1,717,535			YES
CFDA 84.073	214,357			YES

	\$ 3,092,274			
	=====			
SW & WEST CENTRAL ED COOP SERV UNIT		YES		
CFDA 84.086	\$ 20,726			
	=====			
WHITE EARTH RESERVATION		YES		
CFDA 84.060	\$ 51,731			
	=====			
U.S. - DEPARTMENT OF ENERGY				
HENNEPIN COUNTY		YES		
CFDA 81.081	\$ 63,276			
	=====			
ISD 023 FRAZEE		YES		
CFDA 81.052	\$ 24,245			
	=====			
ISD 077 MANKATO		YES		
CFDA 81.052	\$ 1,237			
	=====			
ISD 093 CARLTON		YES	YES	
CFDA 81.052	\$ 12,350			
	=====			
ISD 166 COOK COUNTY		YES		
CFDA 81.052	\$ 30,047			
	=====			
ISD 316 COLERAINE		YES	YES	
CFDA 81.052	\$ 79,301			
	=====			
ISD 330 HERON LAKE-OKABENA		YES		
CFDA 81.052	\$ 6,732			
	=====			
ISD 535 ROCHESTER		YES	YES	
CFDA 81.052	\$ 33,973			
	=====			
ISD 709 DULUTH		YES	YES	
CFDA 81.052	\$ 30,530			
	=====			
ISD 728 ELK RIVER		YES	YES	
CFDA 81.052	\$ 31,325			
	=====			

STATE OF MINNESOTA
 OFFICE OF THE STATE AUDITOR
 STATEWIDE SINGLE AUDIT
 SUMMARY OF GRANT REVENUE
 BY ADMINISTERING AGENCY
 FOR THE YEAR ENDED JUNE 30, 1989

<u>ADMINISTERING AGENCY</u>	<u>TOTAL</u>	<u>AUDIT REPORT ACCEPTABLE</u>	<u>ARE THERE CROSSCUTTING FINDINGS</u>	<u>IS THERE GRANT NONCOMPLIANCE</u>
U.S. - DEPARTMENT OF ENERGY				
ISD 819 WADENA		YES	YES	
CFDA 81.052	\$ 6,750			

	\$ 6,750			
	=====			
ISD 840 ST JAMES		YES	YES	
CFDA 81.052	\$ 5,436			

ISD 861 WINONA		YES	YES	
CFDA 81.052	\$ 28,639			

ISD 914 ULEN-HITTERDAL		YES	YES	
CFDA 81.052	\$ 4,475			

SSD 1 MINNEAPOLIS		YES	YES	
CFDA 81.052	\$ 2,450			YES
	=====			
U.S. - DEPARTMENT OF HEALTH & HUMAN SERVICES				
AMHERST WILDER FOUNDATION		YES		
CFDA 13.110	\$ 133,692			
CFDA 13.277	130,692			
CFDA 13.766	25,013			

	\$ 289,397			
	=====			
ANOKA COUNTY COMM ACTION PROG INC		YES		YES
CFDA 13.600	\$ 371,081			

ARROWHEAD ECON OPPORTUNITY COUNCIL		YES		
CFDA 13.600	\$ 688,152			

BI-COUNTY COMM ACTION COUNCIL		YES		YES
CFDA 13.600	\$ 318,528			

BOISE FORTE RES BUS COMM		YES	YES	YES
CFDA 13.600	\$ 217,306			

CATHOLIC CHARITIES-ST PAUL AND MPLS		YES		
CFDA 13.633	\$ 27,837			

CHILD CARE RESOURCE REFERRAL INC		YES	YES	
CFDA 13.600	\$ 144,543			

CITY OF ST PAUL		YES	YES	
CFDA 13.217	\$ 199,855			

CLAY-WILKIN OPPORTUNITY COUNCIL		YES		
CFDA 13.600	\$ 323,225			

FOND DU LAC RESERVATION		YES		
CFDA 13.228	\$ 1,374,402			
CFDA 13.375	202,056			
CFDA 13.600	293,765			
CFDA 13.612	190,705			
CFDA 13.655	69,957			YES

	\$ 2,130,885			
	=====			
GOODHUE-RICE-WABASHA CITZ ACT CNCL		YES		
CFDA 13.600	\$ 264,234			

STATE OF MINNESOTA
OFFICE OF THE STATE AUDITOR
STATEWIDE SINGLE AUDIT
SUMMARY OF GRANT REVENUE
BY ADMINISTERING AGENCY
FOR THE YEAR ENDED JUNE 30, 1989

ADMINISTERING AGENCY	TOTAL	AUDIT REPORT ACCEPTABLE	ARE THERE CROSSCUTTING FINDINGS	IS THERE GRANT NONCOMPLIANCE
U.S. - DEPARTMENT OF HEALTH & HUMAN SERVICES				
GRAND PORTAGE RESERVATION		YES	YES	
CFDA 13.228	\$ 132,646			
CFDA 13.600	83,671			
CFDA 13.612	61,894			
	----- \$ 278,211 =====			
INTER-COUNTY COMMUNITY COUNCIL		YES		
CFDA 13.600	\$ 276,732			
	----- =====			
ISD 709 DULUTH		YES	YES	
CFDA 13.600	\$ 601,377			
	----- =====			
KOOCHICHING-ITASCA ACTION CNCL		YES	YES	
CFDA 13.600	\$ 358,874			
	----- =====			
LAKES & PINES COMM ACT COUNCIL		YES		
CFDA 13.600	\$ 515,948			
	----- =====			
LEECH LAKE RESERVATION BUS COMM		YES		
CFDA 13.228	\$ 711,789			YES
CFDA 13.600	650,055			YES
	----- \$ 1,361,844 =====			
LOWER SIOUX COMM COUNCIL		YES	YES	
CFDA 13.655	\$ 47,952			
CFDA 13.991	68,947			YES
	----- \$ 116,899 =====			
MAHUBE COMMUNITY COUNCIL		YES		
CFDA 13.600	\$ 313,238			
	----- =====			
MID-MINNESOTA LEGAL ASSISTANCE INC		YES		
CFDA 13.138	\$ 175,358			
CFDA 13.630	289,071			
CFDA 13.631	49,754			
	----- \$ 514,183 =====			
MINN CHIPPEWA TRIBE		YES		
CFDA 13.129	\$ 161,050			
CFDA 13.655	73,224			YES
CFDA 13.670	15,193			
	----- \$ 249,467 =====			
MINNESOTA MIGRANT COUNCIL		YES		
CFDA 13.793	\$ 28,736			
	----- =====			
MINNESOTA VALLEY ACTION COUNCIL		YES	YES	
CFDA 13.600	\$ 775,062			
	----- =====			
MPLS AMERICAN INDIAN CENTER		YES		
CFDA 13.612	\$ 86,277			
	----- =====			
NORTHWEST COMM ACTION INC		YES		
CFDA 13.600	\$ 283,207			
	----- =====			
OTTERTAIL-WADENA COMM ACT CNCL		YES		
CFDA 13.600	\$ 261,293			YES
	----- =====			

STATE OF MINNESOTA
OFFICE OF THE STATE AUDITOR
STATEWIDE SINGLE AUDIT
SUMMARY OF GRANT REVENUE
BY ADMINISTERING AGENCY
FOR THE YEAR ENDED JUNE 30, 1989

ADMINISTERING AGENCY	TOTAL	AUDIT REPORT ACCEPTABLE	ARE THERE CROSSCUTTING FINDINGS	IS THERE GRANT NONCOMPLIANCE
U.S. - DEPARTMENT OF HEALTH & HUMAN SERVICES				
PARENTS IN COMMUNITY ACTION INC		YES		
CFDA 13.600	\$ 3,587,841			
	----- \$ 3,587,841 =====			
PLANNED PARENTHOOD OF MINN		YES		
CFDA 13.217	\$ 1,673,865			
	----- \$ 1,673,865 =====			
PRAIRIE FIVE COMM ACT CNL		YES		
CFDA 13.600	\$ 479,255			
	----- \$ 479,255 =====			
PRAIRIE ISLAND INDIAN COMMUNITY		YES		YES
CFDA 13.000	\$ 192,127			
	----- \$ 192,127 =====			
RAMSEY ACTION PROGRAMS		YES		YES
CFDA 13.600	\$ 1,044,736			
	----- \$ 1,044,736 =====			
REACH-UP INCORPORATED		YES	YES	YES
CFDA 13.600	\$ 653,485			
	----- \$ 653,485 =====			
RED LAKE BAND OF CHIPPEWA INDIANS		YES		
CFDA 13.141	\$ 52,481			
CFDA 13.228	2,344,845			
CFDA 13.600	410,302			YES
CFDA 13.635	16,245			
CFDA 13.655	79,099			
CFDA 13.670	3,554			
CFDA 13.992	131,506			
	----- \$ 3,038,032 =====			
REGION SIX EAST COMMUNITY ACT CNL		YES		
CFDA 13.600	\$ 437,424			
	----- \$ 437,424 =====			
SCOTT CARVER DAKOTA COMM ACT AGENCY		YES		YES
CFDA 13.600	\$ 499,164			
	----- \$ 499,164 =====			
SEMCAC INC		YES		YES
CFDA 13.600	\$ 504,107			
	----- \$ 504,107 =====			
SHAKOPEE MDEWANKTON SIOUX COMMUNITY		YES		
CFDA 13.000	\$ 176,011			
	----- \$ 176,011 =====			
SOUTHWEST MINN OPPORTUNITY CNL		YES		
CFDA 13.600	\$ 223,557			
	----- \$ 223,557 =====			
TRI-COUNTY COMM ACTION PROGRAM		YES	YES	
CFDA 13.600	\$ 310,155			
	----- \$ 310,155 =====			
TRI-VALLEY OPPORTUNITY COUNCIL INC		YES		
CFDA 13.600	\$ 649,706			
CFDA 13.795	7,029			
	----- \$ 656,735 =====			
WEST CENTRAL MN COMM ACTION CNCL		YES		YES
CFDA 13.600	\$ 476,570			
	----- \$ 476,570 =====			
WESTERN COMMUNITY ACT PROGRAM		YES		
CFDA 13.600	\$ 327,693			
	----- \$ 327,693 =====			
WHITE EARTH RESERVATION		YES		
CFDA 13.000	\$ 798,985			
	----- \$ 798,985 =====			

STATE OF MINNESOTA
OFFICE OF THE STATE AUDITOR
STATEWIDE SINGLE AUDIT
SUMMARY OF GRANT REVENUE
BY ADMINISTERING AGENCY
FOR THE YEAR ENDED JUNE 30, 1989

ADMINISTERING AGENCY	TOTAL	AUDIT REPORT ACCEPTABLE	ARE THERE CROSSCUTTING FINDINGS	IS THERE GRANT NONCOMPLIANCE
U.S. - DEPARTMENT OF HEALTH & HUMAN SERVICES				
WHITE EARTH RESERVATION		YES		
CFDA 13.600	\$ 347,994			
CFDA 13.612	50,489			
	----- \$ 1,197,468 =====			
WRIGHT COUNTY COMMUNITY ACTION INC		YES	YES	
CFDA 13.600	\$ 349,637 =====			
U.S. - DEPARTMENT OF HOUSING & URBAN DEVELOPMENT				
AMHERST WILDER FOUNDATION		YES		
CFDA 14.156	\$ 467,131 =====			
ANOKA COUNTY		YES	YES	
CFDA 14.219	\$ 1,498,984 =====			
CASS COUNTY HRA		YES	YES	
CFDA 14.156	\$ 223,629 =====			
CATHOLIC CHARITIES--ST PAUL AND MPLS		YES		
CFDA 14.218	\$ 75,419 =====			
CHISAGO COUNTY		YES	YES	
CFDA 14.228	\$ 400,000 =====			
CITY OF AUSTIN		YES	YES	
CFDA 14.850	\$ 306,928			
CFDA 14.156	201,942			
	----- \$ 508,870 =====			
CITY OF BLOOMINGTON		YES	YES	
CFDA 14.156	\$ 1,561,489			
CFDA 14.218	498,887			YES
	----- \$ 2,060,376 =====			
CITY OF DULUTH		YES	YES	
CFDA 14.218	\$ 1,757,665			
CFDA 14.231	47,296			YES
	----- \$ 1,804,961 =====			
CITY OF FOSSTON		YES	YES	
CFDA 14.219	\$ 8,845 =====			
CITY OF HENDERSON		YES	YES	
CFDA 14.228	\$ 51,509 =====			
CITY OF HUTCHINSON		YES		
CFDA 14.156	\$ 202,884 =====			
CITY OF MINNEAPOLIS		YES	YES	
CFDA 14.218	\$ 19,910,056			
CFDA 14.221	329,606			
CFDA 14.230	595,409			
CFDA 14.231	143,561			
CFDA 14.401	22,000			
	----- \$ 21,000,632 =====			YES

STATE OF MINNESOTA
OFFICE OF THE STATE AUDITOR
STATEWIDE SINGLE AUDIT
SUMMARY OF GRANT REVENUE
BY ADMINISTERING AGENCY
FOR THE YEAR ENDED JUNE 30, 1989

ADMINISTERING AGENCY	TOTAL	AUDIT REPORT ACCEPTABLE	ARE THERE CROSSCUTTING FINDINGS	IS THERE GRANT NONCOMPLIANCE
U.S. - DEPARTMENT OF HOUSING & URBAN DEVELOPMENT				
CITY OF MOORHEAD		YES		
CFDA 14.218	\$ 611,519			
CFDA 14.158	230,826			
CFDA 14.850	294,248			
	----- \$ 1,136,593 =====			
CITY OF MORRIS		YES		
CFDA 14.156	\$ 69,632			

CITY OF ST CLOUD		YES	YES	
CFDA 14.218	\$ 453,727			

CITY OF ST PAUL		YES	YES	
CFDA 14.169	\$ 4,400			
CFDA 14.218	3,445,937			
CFDA 14.220	316,004			
CFDA 14.221	781,190			
CFDA 14.230	231,826			
CFDA 14.232	63,326			
CFDA 14.401	16,000			
	----- \$ 4,858,683 =====			
CITY OF WARROAD		YES	YES	
CFDA 14.221	\$ 186,333			

DULUTH HRA		YES	YES	
CFDA 14.156	\$ 2,253,456			YES
CFDA 14.170	169,773			
CFDA 14.850	1,166,849			
CFDA 14.852	1,104,748			YES
	----- \$ 4,694,826 =====			
FOND DU LAC RESERVATION		YES		
CFDA 14.218	\$ 564,518			

GRAND PORTAGE RESERVATION		YES	YES	
CFDA 10.433	\$ 293,375			

HENNEPIN COUNTY		YES		
CFDA 14.218	\$ 3,494,551			

ISD 709 DULUTH		YES	YES	
CFDA 14.218	\$ 1,590			

LEECH LAKE RESERVATION BUS COMM		YES		
CFDA 10.433	\$ 213,980			

METROPOLITAN COUNCIL		YES	YES	
CFDA 14.156	\$ 18,072,599			YES

MINNEAPOLIS PUBLIC HOUSING AUTH		YES	YES	
CFDA 14.850	\$ 12,542,130			
CFDA 14.156	10,775,108			YES
CFDA 14.158	2,081,248			
	----- \$ 25,398,486 =====			
MINNESOTA VALLEY ACTION COUNCIL		YES	YES	
CFDA 14.156	\$ 635,294			

STATE OF MINNESOTA
OFFICE OF THE STATE AUDITOR
STATEWIDE SINGLE AUDIT
SUMMARY OF GRANT REVENUE
BY ADMINISTERING AGENCY
FOR THE YEAR ENDED JUNE 30, 1989

ADMINISTERING AGENCY	TOTAL	AUDIT REPORT ACCEPTABLE	ARE THERE CROSSCUTTING FINDINGS	IS THERE GRANT NONCOMPLIANCE
U.S. - DEPARTMENT OF HOUSING & URBAN DEVELOPMENT				
MOWER COUNTY HRA		YES		
CFDA 14.156	\$ 111,028			

	\$ 111,028			
	=====			
NORTHWEST MINN MULTI COUNTY HRA		YES		
CFDA 14.156	\$ 1,585,711			
CFDA 14.221	248			
CFDA 14.850	306,895			

	\$ 1,892,854			
	=====			
RAMSEY COUNTY		YES		
CFDA 14.218	\$ 1,289,176			
	=====			
WASHINGTON COUNTY HRA		YES	YES	
CFDA 14.219	\$ 39,055			
	=====			
U.S. - DEPARTMENT OF INTERIOR				
BOISE FORTE RES BUS COMM		YES	YES	
CFDA 15.142	\$ 14,356			YES
CFDA 15.000	393,361			

	\$ 407,717			
	=====			
CITY OF ST PAUL		YES	YES	
CFDA 15.919	\$ 28,619			
	=====			
FOND DU LAC RESERVATION		YES		YES
CFDA 15.130	\$ 1,137,972			
CFDA 15.141	98,418			
CFDA 15.142	143,930			
CFDA 15.182	12,687			

	\$ 1,393,007			
	=====			
GRAND PORTAGE RESERVATION		YES	YES	
CFDA 15.103	\$ 33,425			
CFDA 15.141	60,731			
CFDA 15.142	167,035			

	\$ 261,191			
	=====			
ISD 094 CLOQUET		YES	YES	
CFDA 15.130	\$ 14,770			
	=====			
ISD 166 COOK COUNTY		YES		
CFDA 15.130	\$ 12,480			
	=====			
ISD 707 NETT LAKE		YES	YES	
CFDA 15.130	\$ 20,729			
	=====			
LEECH LAKE RESERVATION BUS COMM		YES		YES
CFDA 15.130	\$ 2,538,378			YES
CFDA 15.141	127,500			
CFDA 15.142	116,505			YES
CFDA 15.602	202,977			
CFDA 15.605	361,315			
CFDA 15.806	165,215			

	\$ 3,511,890			
	=====			

STATE OF MINNESOTA
OFFICE OF THE STATE AUDITOR
STATEWIDE SINGLE AUDIT
SUMMARY OF GRANT REVENUE
BY ADMINISTERING AGENCY
FOR THE YEAR ENDED JUNE 30, 1989

ADMINISTERING AGENCY	TOTAL	AUDIT REPORT ACCEPTABLE	ARE THERE CROSSCUTTING FINDINGS	IS THERE GRANT NONCOMPLIANCE
U.S. - DEPARTMENT OF INTERIOR				
LOWER SIOUX COMM COUNCIL		YES	YES	
CFDA 15.145	\$ 30,937			
CFDA 15.000	29,031			
CFDA 15.103	14,369			
CFDA 15.130	10,701			
CFDA 15.141	77,162			
CFDA 15.143	1,000			

	\$ 163,200			
	=====			
MINN CHIPPEWA TRIBE		YES		
CFDA 15.100	\$ 588,708			
CFDA 15.103	138,135			
CFDA 15.111	12,243			
CFDA 15.114	830,272			
CFDA 15.117	28,336			
CFDA 15.118	172,452			
CFDA 15.130	202,052			
CFDA 15.135	175,188			
CFDA 15.139	99,693			
CFDA 15.142	63,119			

	\$ 2,310,198			
	=====			
MPLS AMERICAN INDIAN CENTER		YES		
CFDA 15.144	\$ 42,770			
	=====			
PRAIRIE ISLAND INDIAN COMMUNITY		YES		YES
CFDA 15.000	\$ 192,127			
	=====			
RED LAKE BAND OF CHIPPEWA INDIANS		YES		
CFDA 15.103	\$ 269,373			
CFDA 15.108	544,290			
CFDA 15.114	115,736			
CFDA 15.130	154,594			
CFDA 15.142	781,327			

	\$ 1,865,320			
	=====			
SHAKOPEE MDEWANKTON SIOUX COMMUNITY		YES		YES
CFDA 15.000	\$ 77,352			
	=====			
WHITE EARTH RESERVATION		YES		
CFDA 15.103	\$ 7,538			
CFDA 15.142	26,921			
CFDA 15.000	1,420,549			

	\$ 1,455,008			
	=====			
U.S. - DEPARTMENT OF JUSTICE				
RAMSEY COUNTY		YES		
CFDA 16.574	\$ 43,787			
	=====			
U.S. - DEPARTMENT OF LABOR				
AMHERST WILDER FOUNDATION		YES		
CFDA 17.235	\$ 227,942			
	=====			

STATE OF MINNESOTA
 OFFICE OF THE STATE AUDITOR
 STATEWIDE SINGLE AUDIT
 SUMMARY OF GRANT REVENUE
 BY ADMINISTERING AGENCY
 FOR THE YEAR ENDED JUNE 30, 1989

<u>ADMINISTERING AGENCY</u>	<u>TOTAL</u>	<u>AUDIT REPORT ACCEPTABLE</u>	<u>ARE THERE CROSSCUTTING FINDINGS</u>	<u>IS THERE GRANT NONCOMPLIANCE</u>
U.S. - DEPARTMENT OF LABOR				
BOISE FORTE RES BUS COMM CFDA 17.250	\$ 49,980	YES	YES	YES
	----- \$ 49,980 =====			
CITY OF DULUTH CFDA 17.235	\$ 198,008	YES	YES	
	----- \$ 198,008 =====			
CITY OF ST PAUL CFDA 17.248	\$ 5,392	YES	YES	
	----- \$ 5,392 =====			
FOND DU LAC RESERVATION CFDA 17.250	\$ 48,762	YES		
	----- \$ 48,762 =====			
ISD 882 MONTICELLO CFDA 17.246	\$ 46,989	YES		
	----- \$ 46,989 =====			
LEECH LAKE RESERVATION BUS COMM CFDA 17.250	\$ 51,862	YES		
CFDA 17.251	187,542			YES
	----- \$ 239,404 =====			
MINNESOTA MIGRANT COUNCIL CFDA 17.247	\$ 3,013,099	YES		
	----- \$ 3,013,099 =====			
MPLS AMERICAN INDIAN CENTER CFDA 17.251	\$ 278,133	YES		
	----- \$ 278,133 =====			
RED LAKE BAND OF CHIPPEWA INDIANS CFDA 17.251	\$ 220,477	YES		
	----- \$ 220,477 =====			
WHITE EARTH RESERVATION CFDA 17.250	\$ 59,175	YES		
CFDA 17.251	168,556			
	----- \$ 227,731 =====			
U.S. - DEPARTMENT OF TRANSPORTATION				
CITY OF DULUTH CFDA 20.500	\$ 44,674	YES	YES	
CFDA 20.600	690,219			
	----- \$ 734,893 =====			
CITY OF MOORHEAD CFDA 20.507	\$ 210,421	YES		
CFDA 20.205	2,918			
	----- \$ 213,339 =====			
CITY OF MORRIS CFDA 20.509	\$ 33,733	YES		
	----- \$ 33,733 =====			
CITY OF PIPESTONE CFDA 20.106	\$ 10,475	YES		
	----- \$ 10,475 =====			
DULUTH TRANSIT AUTHORITY CFDA 20.600	\$ 690,219	YES		
CFDA 20.500	44,674			
	----- \$ 734,893 =====			

STATE OF MINNESOTA
OFFICE OF THE STATE AUDITOR
STATEWIDE SINGLE AUDIT
SUMMARY OF GRANT REVENUE
BY ADMINISTERING AGENCY
FOR THE YEAR ENDED JUNE 30, 1989

ADMINISTERING AGENCY	TOTAL	AUDIT REPORT ACCEPTABLE	ARE THERE CROSSCUTTING FINDINGS	IS THERE GRANT NONCOMPLIANCE
U.S. - DEPARTMENT OF TRANSPORTATION				
METROPOLITAN COUNCIL		YES	YES	
CFDA 20.505	\$ 613,956			YES

	\$ 613,956			
	=====			
OLMSTED COUNTY		YES	YES	
CFDA 20.205	\$ 79,694			

TODD COUNTY		YES	YES	
CFDA 20.600	\$ 144,716			

	=====			
U.S. - DEPARTMENT OF TREASURY				
WEST CENTRAL MN COMM ACTION CNCL		YES		
CFDA 21.006	\$ 2,617			

	=====			
U.S. - ENVIRONMENTAL PROTECTION AGENCY				
CITY OF AKELEY		YES		
CFDA 66.418	\$ 398,914			

CITY OF ALBERTA		YES	YES	
CFDA 66.418	\$ 29,756			

CITY OF ARLINGTON		YES		
CFDA 66.418	\$ 926,997			

CITY OF BATTLE LAKE		YES	YES	
CFDA 66.418	\$ 861,029			

CITY OF BIWABIK		YES		
CFDA 66.418	\$ 16,891			

CITY OF CARVER		YES	YES	
CFDA 66.418	\$ 191,318			

CITY OF CASS LAKE		YES	YES	
CFDA 66.418	\$ 9,782			

CITY OF CLEARBROOK		YES	YES	
CFDA 66.418	\$ 157,704			

CITY OF CROOKSTON		YES		
CFDA 66.418	\$ 401,370			

CITY OF ELKO		YES		
CFDA 66.418	\$ 23,139			

CITY OF ERSKINE		YES	YES	
CFDA 66.418	\$ 257,472			

CITY OF FOSSTON		YES	YES	
CFDA 66.418	\$ 64,591			

CITY OF HOWARD LAKE		YES		
CFDA 66.418	\$ 134,285			

CITY OF HUTCHINSON		YES		
CFDA 66.418	\$ 1,897,103			

	=====			

STATE OF MINNESOTA
OFFICE OF THE STATE AUDITOR
STATEWIDE SINGLE AUDIT
SUMMARY OF GRANT REVENUE
BY ADMINISTERING AGENCY
FOR THE YEAR ENDED JUNE 30, 1989

ADMINISTERING AGENCY	TOTAL	AUDIT REPORT ACCEPTABLE	ARE THERE CROSSCUTTING FINDINGS	IS THERE GRANT NONCOMPLIANCE
U.S. - ENVIRONMENTAL PROTECTION AGENCY				
CITY OF MENAUGA CFDA 66.418	\$ 311,399	YES	YES	
	\$ 311,399			
CITY OF MINNEOTA CFDA 66.418	\$ 1,107,808	YES	YES	
CITY OF NASHWAUK CFDA 66.418	\$ 1,498,586	YES	YES	
CITY OF PARK RAPIDS CFDA 66.418	\$ 1,082,190	YES	YES	
CITY OF PIPESTONE CFDA 66.418	\$ 1,286,997	YES		
CITY OF RED LAKE FALLS CFDA 66.418	\$ 292,741	YES	YES	
CITY OF SOUTH ST PAUL CFDA 66.418	\$ 252,868	YES	YES	
CITY OF ST PAUL CFDA 66.418	\$ 5,001,950	YES	YES	
CITY OF STEWARTVILLE CFDA 66.418	\$ 854,196	YES	YES	
CITY OF VIRGINIA CFDA 66.418	\$ 86,993	YES		
CITY OF WARROAD CFDA 66.418	\$ 1,030,925	YES	YES	
CROW WING COUNTY CFDA 66.418	\$ 7,205	YES	YES	
ISD 152 MOORHEAD CFDA 66.702	\$ 1,147,407	YES		
ISD 701 HIBBING CFDA 66.703	\$ 172,814	YES	YES	
KANDIYOHI COUNTY CFDA 66.418	\$ 134,604	YES	YES	
METROPOLITAN WASTE CONTROL COMM CFDA 66.418	\$ 532,514	YES	YES	
WASHINGTON COUNTY CFDA 66.418	\$ 910,971	YES	YES	
WHITE EARTH RESERVATION CFDA 66.000	\$ 80,117	YES		
U.S. - EQUAL EMPLOYMENT OPPORTUNITY COMMISSION				
CITY OF MINNEAPOLIS CFDA 30.002	\$ 49,325	YES	YES	

STATE OF MINNESOTA
 OFFICE OF THE STATE AUDITOR
 STATEWIDE SINGLE AUDIT
 SUMMARY OF GRANT REVENUE
 BY ADMINISTERING AGENCY
 FOR THE YEAR ENDED JUNE 30, 1989

<u>ADMINISTERING AGENCY</u>	<u>TOTAL</u>	<u>AUDIT REPORT ACCEPTABLE</u>	<u>ARE THERE CROSSCUTTING FINDINGS</u>	<u>IS THERE GRANT NONCOMPLIANCE</u>
U.S. - EQUAL EMPLOYMENT OPPORTUNITY COMMISSION				
FOND DU LAC RESERVATION		YES		
CFDA 30.009	\$ 23,555			

	\$ 23,555			
	=====			
U.S. - FEDERAL EMERGENCY MANAGEMENT AGENCY				
CATHOLIC CHARITIES-ST PAUL AND MPLS		YES		YES
CFDA 83.516	\$ 30,000			

GOODHUE-RICE-WABASHA CITZ ACT CNCL		YES		
CFDA 83.000	\$ 28,069			

LAKES & PINES COMM ACT COUNCIL		YES		
CFDA 83.516	\$ 1,193			

U.S. - NATIONAL FOUNDATION OF ARTS & HUMANITIES				
CITY OF ST PAUL		YES	YES	
CFDA 45.009	\$ 1,950			

MPLS AMERICAN INDIAN CENTER		YES		
CFDA 45.010	\$ 10,000			

U.S. - NUCLEAR REGULATORY COMMISSION				
CITY OF MINNEAPOLIS		YES	YES	
CFDA 77.003	\$ 9,744			

U.S. - SMALL BUSINESS ADMINISTRATION				
ISD 181 BRAINERD		YES		
CFDA 59.037	\$ 62,540			

U.S. - VETERANS ADMINISTRATION				
SCOTT COUNTY		YES	YES	
CFDA 64.121	\$ 10,113			

UNITED WAY OF AMERICA				
FREEBORN COUNTY		YES	YES	YES
CFDA 83.523	\$ 2,502			

UNITED WAY, GRAND RAPIDS, MINNESOTA				
KOOCHICHING-ITASCA ACTION CNCL		YES	YES	
CFDA 83.516	\$ 29,472			

STATE OF MINNESOTA
OFFICE OF THE STATE AUDITOR
STATEWIDE SINGLE AUDIT
SUMMARY OF GRANT REVENUE
BY ADMINISTERING AGENCY
FOR THE YEAR ENDED JUNE 30, 1989

ADMINISTERING AGENCY	TOTAL	AUDIT REPORT ACCEPTABLE	ARE THERE CROSSCUTTING FINDINGS	IS THERE GRANT NONCOMPLIANCE
UNIVERSITY OF MINNESOTA				
NE METRO INTERDISTRICT NO 916		YES	YES	
CFDA 84.086	\$ 44,446			

	\$ 44,446			
	=====			
UPPER MN VALLEY REG DEVELOP COMM				
CITY OF CANBY		YES		
CFDA 13.633	\$ 3,270			

CITY OF MONTEVIDEO		YES		YES
CFDA 13.633	\$ 5,167			

MID-MINNESOTA LEGAL ASSISTANCE INC		YES		
CFDA 13.633	\$ 24,443			

PRAIRIE FIVE COMM ACT CNL		YES		
CFDA 13.635	\$ 186,187			
CFDA 10.550	88,680			

	\$ 274,867			
	=====			
WEST CENTRAL AREA AGENCY ON AGING				
CLAY COUNTY		YES	YES	
CFDA 13.633	\$ 40,000			

CLAY-WILKIN OPPORTUNITY COUNCIL		YES		
CFDA 13.633	\$ 39,385			

DOUGLAS COUNTY		YES	YES	
CFDA 13.633	\$ 35,999			

GRANT COUNTY		YES	YES	
CFDA 13.633	\$ 2,279			

MULTI-COUNTY BOARD OF HEALTH		YES		
CFDA 13.633	\$ 23,613			

OTTER TAIL COUNTY		YES	YES	
CFDA 13.633	\$ 30,501			

POPE COUNTY		YES	YES	
CFDA 13.633	\$ 35,712			

STEVENS COUNTY		YES	YES	
CFDA 13.633	\$ 33,175			

WILKIN COUNTY		YES	YES	
CFDA 13.633	\$ 7,000			

WEST CENTRAL ED COOP SERV UNIT				
ISD 553 NEW YORK MILLS		YES		
CFDA 84.186	\$ 1,877			

STATE OF MINNESOTA
OFFICE OF THE STATE AUDITOR
STATEWIDE SINGLE AUDIT
SUMMARY OF GRANT REVENUE
BY ADMINISTERING AGENCY
FOR THE YEAR ENDED JUNE 30, 1989

<u>ADMINISTERING AGENCY</u>	<u>TOTAL</u>	<u>AUDIT REPORT ACCEPTABLE</u>	<u>ARE THERE CROSSCUTTING FINDINGS</u>	<u>IS THERE GRANT NONCOMPLIANCE</u>
WEST CENTRAL MINNESOTA EMS CORPORATION				
WILKIN COUNTY		YES	YES	
CFDA 83.503	\$ 1,398			
	----- \$ 1,398 =====			
WHITE EARTH RESERVATION				
ISD 601 FOSSTON		YES	YES	
CFDA 15.130	\$ 1,318			
	----- \$ 939,288,914 =====			
TOTAL FEDERAL REVENUES	\$ 939,288,914			

STATE OF MINNESOTA
 OFFICE OF THE STATE AUDITOR
 STATEWIDE SINGLE AUDIT
 SUMMARY OF CROSSCUTTING FINDINGS
 BY AGENCY TYPE
 FOR THE YEAR ENDED JUNE 30, 1989

CITIES

CITY OF ADA
 INTERNAL CONTROL/MANAGEMENT FINDINGS
 Cash Management
 Financial Management - Adequacy/Propriety of Procedures

CITY OF ALBERT LEA
 INTERNAL CONTROL/MANAGEMENT FINDINGS
 State and/or Local Compliance

CITY OF ALBERTA
 INTERNAL CONTROL/MANAGEMENT FINDINGS
 Financial Management - Segregation of Duties
 State and/or Local Compliance

CITY OF ARCO
 INTERNAL CONTROL/MANAGEMENT FINDINGS
 Cash Management
 Fixed Assets
 Financial Management - Segregation of Duties
 General Administration

CITY OF AUSTIN
 INTERNAL CONTROL/MANAGEMENT FINDINGS
 State and/or Local Compliance

CITY OF BATTLE LAKE
 INTERNAL CONTROL/MANAGEMENT FINDINGS
 General Administration
 State and/or Local Compliance

CITY OF BENSON
 INTERNAL CONTROL/MANAGEMENT FINDINGS
 Financial Management - Segregation of Duties

CITY OF BLOOMINGTON
 INTERNAL CONTROL/MANAGEMENT FINDINGS
 Purchasing/Expenditures

CITY OF BRAHAM
 INTERNAL CONTROL/MANAGEMENT FINDINGS
 State and/or Local Compliance

CITY OF BRAINERD
 INTERNAL CONTROL/MANAGEMENT FINDINGS
 Fixed Assets
 Financial Management - Segregation of Duties
 General Administration
 State and/or Local Compliance

CITY OF BRECKENRIDGE
 INTERNAL CONTROL/MANAGEMENT FINDINGS
 State and/or Local Compliance

CITY OF BREEZY POINT
 INTERNAL CONTROL/MANAGEMENT FINDINGS
 Financial Management - Segregation of Duties
 State and/or Local Compliance

CITY OF BURNSVILLE
 INTERNAL CONTROL/MANAGEMENT FINDINGS
 Fixed Assets
 Financial Management - Segregation of Duties
 State and/or Local Compliance

STATE OF MINNESOTA
OFFICE OF THE STATE AUDITOR
STATEWIDE SINGLE AUDIT
SUMMARY OF CROSSCUTTING FINDINGS
BY AGENCY TYPE
FOR THE YEAR ENDED JUNE 30, 1989

CITIES

CITY OF CARVER
INTERNAL CONTROL/MANAGEMENT FINDINGS
Fixed Assets
Financial Management - Adequacy/Propriety of Procedures
State and/or Local Compliance

CITY OF CASS LAKE
INTERNAL CONTROL/MANAGEMENT FINDINGS
Financial Management - Segregation of Duties
State and/or Local Compliance

CITY OF CHISHOLM
INTERNAL CONTROL/MANAGEMENT FINDINGS
Fixed Assets
State and/or Local Compliance

CITY OF CLARKFIELD
INTERNAL CONTROL/MANAGEMENT FINDINGS
State and/or Local Compliance

CITY OF CLEARBROOK
INTERNAL CONTROL/MANAGEMENT FINDINGS
State and/or Local Compliance

CITY OF DEER RIVER
INTERNAL CONTROL/MANAGEMENT FINDINGS
Fixed Assets

CITY OF DULUTH
INTERNAL CONTROL/MANAGEMENT FINDINGS
Cash Management
Payroll/Personnel
General Administration
State and/or Local Compliance

CITY OF EDEN PRAIRIE
INTERNAL CONTROL/MANAGEMENT FINDINGS
State and/or Local Compliance

CITY OF ELYSIAN
INTERNAL CONTROL/MANAGEMENT FINDINGS
Financial Management - Segregation of Duties
State and/or Local Compliance

CITY OF ERSKINE
INTERNAL CONTROL/MANAGEMENT FINDINGS
State and/or Local Compliance

CITY OF EVELTH
INTERNAL CONTROL/MANAGEMENT FINDINGS
Fixed Assets

CITY OF FAIRMONT
INTERNAL CONTROL/MANAGEMENT FINDINGS
Financial Management - Segregation of Duties
State and/or Local Compliance

CITY OF FARIBAULT
INTERNAL CONTROL/MANAGEMENT FINDINGS
Cash Management
Fixed Assets
Financial Management - Adequacy/Propriety of Procedures
Financial Management - Adequacy of Records
State and/or Local Compliance

STATE OF MINNESOTA
OFFICE OF THE STATE AUDITOR
STATEWIDE SINGLE AUDIT
SUMMARY OF CROSSCUTTING FINDINGS
BY AGENCY TYPE
FOR THE YEAR ENDED JUNE 30, 1989

CITIES

CITY OF FERGUS FALLS
INTERNAL CONTROL/MANAGEMENT FINDINGS
State and/or Local Compliance

CITY OF FERTILE
INTERNAL CONTROL/MANAGEMENT FINDINGS
Financial Management - Segregation of Duties

CITY OF FOSSTON
INTERNAL CONTROL/MANAGEMENT FINDINGS
Fixed Assets
State and/or Local Compliance

CITY OF GOLDEN VALLEY
INTERNAL CONTROL/MANAGEMENT FINDINGS
Financial Management - Segregation of Duties
State and/or Local Compliance

CITY OF HASTINGS
INTERNAL CONTROL/MANAGEMENT FINDINGS
Cash Management
Fixed Assets
State and/or Local Compliance

CITY OF HENDERSON
INTERNAL CONTROL/MANAGEMENT FINDINGS
Financial Management - Segregation of Duties

CITY OF HILL CITY
INTERNAL CONTROL/MANAGEMENT FINDINGS
Financial Management - Adequacy/Propriety of Procedures
General Administration
State and/or Local Compliance

CITY OF JACKSON
INTERNAL CONTROL/MANAGEMENT FINDINGS
State and/or Local Compliance

CITY OF KENYON
INTERNAL CONTROL/MANAGEMENT FINDINGS
Financial Management - Segregation of Duties
State and/or Local Compliance

CITY OF LITTLE FALLS
INTERNAL CONTROL/MANAGEMENT FINDINGS
Fixed Assets
Financial Management - Segregation of Duties

CITY OF LYLE
INTERNAL CONTROL/MANAGEMENT FINDINGS
State and/or Local Compliance

CITY OF MARSHALL
INTERNAL CONTROL/MANAGEMENT FINDINGS
State and/or Local Compliance

CITY OF MENAUGA
INTERNAL CONTROL/MANAGEMENT FINDINGS
Financial Management - Segregation of Duties

CITY OF MINNEAPOLIS
INTERNAL CONTROL/MANAGEMENT FINDINGS
Inventory
Fixed Assets
Financial Management - Adequacy/Propriety of Procedures
Financial Management - Adequacy of Records

STATE OF MINNESOTA
 OFFICE OF THE STATE AUDITOR
 STATEWIDE SINGLE AUDIT
 SUMMARY OF CROSSCUTTING FINDINGS
 BY AGENCY TYPE
 FOR THE YEAR ENDED JUNE 30, 1989

CITIES

CITY OF MINNEOTA
 INTERNAL CONTROL/MANAGEMENT FINDINGS
 Financial Management - Segregation of Duties
 State and/or Local Compliance

CITY OF NASHWAUK
 INTERNAL CONTROL/MANAGEMENT FINDINGS
 Cash Management
 Payroll/Personnel
 Financial Management - Adequacy/Propriety of Procedures
 Financial Management - Adequacy of Records
 General Administration
 State and/or Local Compliance

CITY OF NORTHFIELD
 INTERNAL CONTROL/MANAGEMENT FINDINGS
 State and/or Local Compliance

CITY OF PARK RAPIDS
 INTERNAL CONTROL/MANAGEMENT FINDINGS
 Financial Management - Segregation of Duties

CITY OF PERHAM
 INTERNAL CONTROL/MANAGEMENT FINDINGS
 Cash Management
 Inventory
 Financial Management - Adequacy/Propriety of Procedures
 Financial Management - Adequacy of Records

CITY OF PILLAGER
 INTERNAL CONTROL/MANAGEMENT FINDINGS
 State and/or Local Compliance

CITY OF PORTER
 INTERNAL CONTROL/MANAGEMENT FINDINGS
 Cash Management
 Fixed Assets
 Financial Management - Segregation of Duties
 State and/or Local Compliance

CITY OF PROCTOR
 INTERNAL CONTROL/MANAGEMENT FINDINGS
 Revenue/Receivables
 State and/or Local Compliance

CITY OF RED LAKE FALLS
 INTERNAL CONTROL/MANAGEMENT FINDINGS
 Fixed Assets
 State and/or Local Compliance

CITY OF RICE
 INTERNAL CONTROL/MANAGEMENT FINDINGS
 State and/or Local Compliance

CITY OF RUSH CITY
 INTERNAL CONTROL/MANAGEMENT FINDINGS
 Cash Management
 Financial Management - Adequacy/Propriety of Procedures

CITY OF SILVER BAY
 INTERNAL CONTROL/MANAGEMENT FINDINGS
 State and/or Local Compliance

STATE OF MINNESOTA
 OFFICE OF THE STATE AUDITOR
 STATEWIDE SINGLE AUDIT
 SUMMARY OF CROSSCUTTING FINDINGS
 BY AGENCY TYPE
 FOR THE YEAR ENDED JUNE 30, 1989

CITIES

CITY OF SOUTH ST PAUL
 INTERNAL CONTROL/MANAGEMENT FINDINGS
 Fixed Assets
 Financial Management - Segregation of Duties

CITY OF SPRING GROVE
 INTERNAL CONTROL/MANAGEMENT FINDINGS
 Financial Management - Segregation of Duties
 State and/or Local Compliance

CITY OF ST CLOUD
 INTERNAL CONTROL/MANAGEMENT FINDINGS
 Cash Management
 Purchasing/Expenditures
 Payroll/Personnel
 Financial Management - Segregation of Duties
 Financial Management - Adequacy/Propriety of Procedures
 General Administration

CITY OF ST PAUL
 INTERNAL CONTROL/MANAGEMENT FINDINGS
 Cash Management
 Financial Management - Adequacy/Propriety of Procedures
 Financial Management - Adequacy of Records
 General Administration

CITY OF STEWARTVILLE
 INTERNAL CONTROL/MANAGEMENT FINDINGS
 Financial Management - Segregation of Duties

CITY OF TAYLOR FALLS
 INTERNAL CONTROL/MANAGEMENT FINDINGS
 State and/or Local Compliance

CITY OF THIEF RIVER FALLS
 INTERNAL CONTROL/MANAGEMENT FINDINGS
 Financial Management - Segregation of Duties
 State and/or Local Compliance

CITY OF WARROAD
 INTERNAL CONTROL/MANAGEMENT FINDINGS
 Financial Management - Segregation of Duties
 State and/or Local Compliance

CITY OF WINONA
 INTERNAL CONTROL/MANAGEMENT FINDINGS
 Cash Management

COUNTIES

AITKIN COUNTY
 INTERNAL CONTROL/MANAGEMENT FINDINGS
 Financial Management - Adequacy/Propriety of Procedures
 State and/or Local Compliance

ANOKA COUNTY
 INTERNAL CONTROL/MANAGEMENT FINDINGS
 Financial Management - Adequacy/Propriety of Procedures
 Financial Management - Adequacy of Records
 State and/or Local Compliance

STATE OF MINNESOTA
OFFICE OF THE STATE AUDITOR
STATEWIDE SINGLE AUDIT
SUMMARY OF CROSSCUTTING FINDINGS
BY AGENCY TYPE
FOR THE YEAR ENDED JUNE 30, 1989

COUNTIES

BECKER COUNTY

INTERNAL CONTROL/MANAGEMENT FINDINGS
Fixed Assets
State and/or Local Compliance

BELTRAMI COUNTY

INTERNAL CONTROL/MANAGEMENT FINDINGS
Financial Management - Adequacy/Propriety of Procedures
Financial Management - Adequacy of Records
State and/or Local Compliance

BENTON COUNTY

INTERNAL CONTROL/MANAGEMENT FINDINGS
Cash Management
General Administration
State and/or Local Compliance

BIG STONE COUNTY

INTERNAL CONTROL/MANAGEMENT FINDINGS
State and/or Local Compliance

BLUE EARTH COUNTY

INTERNAL CONTROL/MANAGEMENT FINDINGS
Revenue/Receivables
Financial Management - Adequacy/Propriety of Procedures
Financial Management - Adequacy of Records
State and/or Local Compliance

CARLTON COUNTY

INTERNAL CONTROL/MANAGEMENT FINDINGS
Fixed Assets
Financial Management - Segregation of Duties
Financial Management - Adequacy/Propriety of Procedures
Financial Management - Adequacy of Records
State and/or Local Compliance

CARVER COUNTY

INTERNAL CONTROL/MANAGEMENT FINDINGS
Financial Management - Adequacy of Records

CASS COUNTY

INTERNAL CONTROL/MANAGEMENT FINDINGS
Fixed Assets
Financial Management - Adequacy/Propriety of Procedures
Financial Management - Adequacy of Records

CHIPPEWA COUNTY

INTERNAL CONTROL/MANAGEMENT FINDINGS
Cash Management
Payroll/Personnel
Financial Management - Adequacy/Propriety of Procedures
Financial Management - Adequacy of Records
General Administration
State and/or Local Compliance

CHISAGO COUNTY

INTERNAL CONTROL/MANAGEMENT FINDINGS
Cash Management
Payroll/Personnel
Financial Management - Adequacy/Propriety of Procedures
State and/or Local Compliance

STATE OF MINNESOTA
 OFFICE OF THE STATE AUDITOR
 STATEWIDE SINGLE AUDIT
 SUMMARY OF CROSSCUTTING FINDINGS
 BY AGENCY TYPE
 FOR THE YEAR ENDED JUNE 30, 1989

COUNTIES

CLAY COUNTY

INTERNAL CONTROL/MANAGEMENT FINDINGS

Financial Management - Adequacy/Propriety of Procedures
 General Administration
 State and/or Local Compliance

CLEARWATER COUNTY

INTERNAL CONTROL/MANAGEMENT FINDINGS

State and/or Local Compliance

COOK COUNTY

INTERNAL CONTROL/MANAGEMENT FINDINGS

Cash Management
 Fixed Assets
 Financial Management - Adequacy/Propriety of Procedures

COTTONWOOD COUNTY

INTERNAL CONTROL/MANAGEMENT FINDINGS

Cash Management
 Financial Management - Adequacy/Propriety of Procedures
 State and/or Local Compliance

CROW WING COUNTY

INTERNAL CONTROL/MANAGEMENT FINDINGS

Payroll/Personnel
 Financial Management - Adequacy of Records
 State and/or Local Compliance

DAKOTA COUNTY

INTERNAL CONTROL/MANAGEMENT FINDINGS

Fixed Assets
 Financial Management - Adequacy/Propriety of Procedures
 Financial Management - Adequacy of Records
 General Administration

DODGE COUNTY

INTERNAL CONTROL/MANAGEMENT FINDINGS

Financial Management - Adequacy/Propriety of Procedures
 Financial Management - Adequacy of Records
 State and/or Local Compliance

DOUGLAS COUNTY

INTERNAL CONTROL/MANAGEMENT FINDINGS

State and/or Local Compliance

FARIBAULT COUNTY

INTERNAL CONTROL/MANAGEMENT FINDINGS

Financial Management - Adequacy/Propriety of Procedures
 State and/or Local Compliance

FILLMORE COUNTY

INTERNAL CONTROL/MANAGEMENT FINDINGS

Fixed Assets
 Financial Management - Adequacy/Propriety of Procedures
 General Administration
 State and/or Local Compliance

FREEBORN COUNTY

INTERNAL CONTROL/MANAGEMENT FINDINGS

Fixed Assets
 Revenue/Receivables
 Financial Management - Adequacy/Propriety of Procedures
 Financial Management - Adequacy of Records
 General Administration
 State and/or Local Compliance

STATE OF MINNESOTA
OFFICE OF THE STATE AUDITOR
STATEWIDE SINGLE AUDIT
SUMMARY OF CROSSCUTTING FINDINGS
BY AGENCY TYPE
FOR THE YEAR ENDED JUNE 30, 1989

COUNTIES

GOODHUE COUNTY
INTERNAL CONTROL/MANAGEMENT FINDINGS
Fixed Assets

GRANT COUNTY
INTERNAL CONTROL/MANAGEMENT FINDINGS
Fixed Assets
State and/or Local Compliance

HOUSTON COUNTY
INTERNAL CONTROL/MANAGEMENT FINDINGS
State and/or Local Compliance

HUBBARD COUNTY
INTERNAL CONTROL/MANAGEMENT FINDINGS
State and/or Local Compliance

ISANTI COUNTY
INTERNAL CONTROL/MANAGEMENT FINDINGS
State and/or Local Compliance

ITASCA COUNTY
INTERNAL CONTROL/MANAGEMENT FINDINGS
Fixed Assets
Payroll/Personnel
Financial Management - Adequacy/Propriety of Procedures
General Administration
State and/or Local Compliance

JACKSON COUNTY
INTERNAL CONTROL/MANAGEMENT FINDINGS
State and/or Local Compliance

KANABEC COUNTY
INTERNAL CONTROL/MANAGEMENT FINDINGS
Fixed Assets

KANDIYOHI COUNTY
INTERNAL CONTROL/MANAGEMENT FINDINGS
Financial Management - Segregation of Duties
State and/or Local Compliance

KITTSOON COUNTY
INTERNAL CONTROL/MANAGEMENT FINDINGS
State and/or Local Compliance

KOOCHICHING COUNTY
INTERNAL CONTROL/MANAGEMENT FINDINGS
Fixed Assets
Payroll/Personnel
Financial Management - Segregation of Duties
Financial Management - Adequacy/Propriety of Procedures
General Administration
State and/or Local Compliance

LAC QUI PARLE COUNTY
INTERNAL CONTROL/MANAGEMENT FINDINGS
State and/or Local Compliance

LAKE COUNTY
INTERNAL CONTROL/MANAGEMENT FINDINGS
Fixed Assets
Payroll/Personnel
Financial Management - Adequacy/Propriety of Procedures
General Administration
State and/or Local Compliance

STATE OF MINNESOTA
 OFFICE OF THE STATE AUDITOR
 STATEWIDE SINGLE AUDIT
 SUMMARY OF CROSSCUTTING FINDINGS
 BY AGENCY TYPE
 FOR THE YEAR ENDED JUNE 30, 1989

COUNTIES

LAKE OF THE WOODS COUNTY
 INTERNAL CONTROL/MANAGEMENT FINDINGS
 Financial Management - Adequacy/Propriety of Procedures
 State and/or Local Compliance

LE SUEUR COUNTY
 INTERNAL CONTROL/MANAGEMENT FINDINGS
 Fixed Assets
 Financial Management - Adequacy of Records
 State and/or Local Compliance

LYON COUNTY
 INTERNAL CONTROL/MANAGEMENT FINDINGS
 Payroll/Personnel
 General Administration
 State and/or Local Compliance

MAHNOMEN COUNTY
 INTERNAL CONTROL/MANAGEMENT FINDINGS
 Financial Management - Adequacy of Records
 State and/or Local Compliance

MARSHALL COUNTY
 INTERNAL CONTROL/MANAGEMENT FINDINGS
 State and/or Local Compliance

MCLEOD COUNTY
 INTERNAL CONTROL/MANAGEMENT FINDINGS
 Financial Management - Adequacy/Propriety of Procedures
 Financial Management - Adequacy of Records

MEEKER COUNTY
 INTERNAL CONTROL/MANAGEMENT FINDINGS
 State and/or Local Compliance

MILLE LACS COUNTY
 INTERNAL CONTROL/MANAGEMENT FINDINGS
 Cash Management
 Financial Management - Adequacy/Propriety of Procedures

MORRISON COUNTY
 INTERNAL CONTROL/MANAGEMENT FINDINGS
 Inventory
 State and/or Local Compliance

MOWER COUNTY
 INTERNAL CONTROL/MANAGEMENT FINDINGS
 Financial Management - Adequacy/Propriety of Procedures
 Financial Management - Adequacy of Records
 State and/or Local Compliance

MURRAY COUNTY
 INTERNAL CONTROL/MANAGEMENT FINDINGS
 Cash Management
 Financial Management - Segregation of Duties
 Financial Management - Adequacy/Propriety of Procedures
 Financial Management - Adequacy of Records
 State and/or Local Compliance

NICOLLET COUNTY
 INTERNAL CONTROL/MANAGEMENT FINDINGS
 Inventory
 Payroll/Personnel
 State and/or Local Compliance

STATE OF MINNESOTA
OFFICE OF THE STATE AUDITOR
STATEWIDE SINGLE AUDIT
SUMMARY OF CROSSCUTTING FINDINGS
BY AGENCY TYPE
FOR THE YEAR ENDED JUNE 30, 1989

COUNTIES

NOBLES COUNTY

INTERNAL CONTROL/MANAGEMENT FINDINGS

Financial Management - Adequacy/Propriety of Procedures
Financial Management - Adequacy of Records
State and/or Local Compliance

NORMAN COUNTY

INTERNAL CONTROL/MANAGEMENT FINDINGS

State and/or Local Compliance

OLMSTED COUNTY

INTERNAL CONTROL/MANAGEMENT FINDINGS

Cash Management
Financial Management - Adequacy/Propriety of Procedures
Financial Management - Adequacy of Records
General Administration
State and/or Local Compliance

OTTER TAIL COUNTY

INTERNAL CONTROL/MANAGEMENT FINDINGS

Fixed Assets
Financial Management - Adequacy/Propriety of Procedures
General Administration
State and/or Local Compliance

PENNINGTON COUNTY

INTERNAL CONTROL/MANAGEMENT FINDINGS

Fixed Assets
Financial Management - Adequacy/Propriety of Procedures
General Administration
State and/or Local Compliance

PINE COUNTY

INTERNAL CONTROL/MANAGEMENT FINDINGS

Cash Management
Fixed Assets
Financial Management - Segregation of Duties
Financial Management - Adequacy/Propriety of Procedures
State and/or Local Compliance

PIPESTONE COUNTY

INTERNAL CONTROL/MANAGEMENT FINDINGS

State and/or Local Compliance

POLK COUNTY

INTERNAL CONTROL/MANAGEMENT FINDINGS

Financial Management - Adequacy/Propriety of Procedures
Financial Management - Adequacy of Records
State and/or Local Compliance

POPE COUNTY

INTERNAL CONTROL/MANAGEMENT FINDINGS

Financial Management - Adequacy/Propriety of Procedures
State and/or Local Compliance

RED LAKE COUNTY

INTERNAL CONTROL/MANAGEMENT FINDINGS

General Administration
State and/or Local Compliance

REDWOOD COUNTY

INTERNAL CONTROL/MANAGEMENT FINDINGS

Payroll/Personnel
Financial Management - Adequacy/Propriety of Procedures
Financial Management - Adequacy of Records
State and/or Local Compliance

STATE OF MINNESOTA
 OFFICE OF THE STATE AUDITOR
 STATEWIDE SINGLE AUDIT
 SUMMARY OF CROSSCUTTING FINDINGS
 BY AGENCY TYPE
 FOR THE YEAR ENDED JUNE 30, 1989

COUNTIES

RENVILLE COUNTY

INTERNAL CONTROL/MANAGEMENT FINDINGS

Cash Management
 Fixed Assets
 Payroll/Personnel
 Financial Management - Adequacy/Propriety of Procedures
 General Administration
 State and/or Local Compliance

RICE COUNTY

INTERNAL CONTROL/MANAGEMENT FINDINGS

State and/or Local Compliance

ROCK COUNTY

INTERNAL CONTROL/MANAGEMENT FINDINGS

Payroll/Personnel
 Financial Management - Adequacy of Records
 State and/or Local Compliance

ROSEAU COUNTY

INTERNAL CONTROL/MANAGEMENT FINDINGS

Financial Management - Adequacy/Propriety of Procedures
 State and/or Local Compliance

SCOTT COUNTY

INTERNAL CONTROL/MANAGEMENT FINDINGS

State and/or Local Compliance

SHERBURNE COUNTY

INTERNAL CONTROL/MANAGEMENT FINDINGS

Payroll/Personnel
 State and/or Local Compliance

SIBLEY COUNTY

INTERNAL CONTROL/MANAGEMENT FINDINGS

State and/or Local Compliance

ST LOUIS COUNTY

INTERNAL CONTROL/MANAGEMENT FINDINGS

Cash Management
 Payroll/Personnel
 Financial Management - Segregation of Duties
 Financial Management - Adequacy/Propriety of Procedures
 General Administration
 State and/or Local Compliance

STEARNS COUNTY

INTERNAL CONTROL/MANAGEMENT FINDINGS

Inventory
 State and/or Local Compliance

STEELE COUNTY

INTERNAL CONTROL/MANAGEMENT FINDINGS

Fixed Assets
 Financial Management - Adequacy/Propriety of Procedures
 Financial Management - Adequacy of Records
 State and/or Local Compliance

STEVENS COUNTY

INTERNAL CONTROL/MANAGEMENT FINDINGS

Financial Management - Adequacy/Propriety of Procedures
 General Administration
 State and/or Local Compliance

STATE OF MINNESOTA
OFFICE OF THE STATE AUDITOR
STATEWIDE SINGLE AUDIT
SUMMARY OF CROSSCUTTING FINDINGS
BY AGENCY TYPE
FOR THE YEAR ENDED JUNE 30, 1989

COUNTIES

SWIFT COUNTY

INTERNAL CONTROL/MANAGEMENT FINDINGS

Fixed Assets
Financial Management - Adequacy/Propriety of Procedures
State and/or Local Compliance

TODD COUNTY

INTERNAL CONTROL/MANAGEMENT FINDINGS

Financial Management - Adequacy/Propriety of Procedures
State and/or Local Compliance

TRAVERSE COUNTY

INTERNAL CONTROL/MANAGEMENT FINDINGS

State and/or Local Compliance

WABASHA COUNTY

INTERNAL CONTROL/MANAGEMENT FINDINGS

Fixed Assets
Financial Management - Segregation of Duties

WADENA COUNTY

INTERNAL CONTROL/MANAGEMENT FINDINGS

State and/or Local Compliance

WASECA COUNTY

INTERNAL CONTROL/MANAGEMENT FINDINGS

Financial Management - Adequacy/Propriety of Procedures
General Administration
State and/or Local Compliance

WASHINGTON COUNTY

INTERNAL CONTROL/MANAGEMENT FINDINGS

Financial Management - Adequacy/Propriety of Procedures

WILKIN COUNTY

INTERNAL CONTROL/MANAGEMENT FINDINGS

Financial Management - Adequacy/Propriety of Procedures
Financial Management - Adequacy of Records

WINONA COUNTY

INTERNAL CONTROL/MANAGEMENT FINDINGS

Financial Management - Adequacy of Records
State and/or Local Compliance

WRIGHT COUNTY

INTERNAL CONTROL/MANAGEMENT FINDINGS

Fixed Assets
Financial Management - Adequacy/Propriety of Procedures
State and/or Local Compliance

YELLOW MEDICINE COUNTY

INTERNAL CONTROL/MANAGEMENT FINDINGS

Financial Management - Segregation of Duties
Financial Management - Adequacy/Propriety of Procedures
State and/or Local Compliance

HOUSING AND REDEVELOPMENT AUTHORITIES

CASS COUNTY HRA

INTERNAL CONTROL/MANAGEMENT FINDINGS

Financial Management - Segregation of Duties

STATE OF MINNESOTA
 OFFICE OF THE STATE AUDITOR
 STATEWIDE SINGLE AUDIT
 SUMMARY OF CROSSCUTTING FINDINGS
 BY AGENCY TYPE
 FOR THE YEAR ENDED JUNE 30, 1989

HOUSING AND REDEVELOPMENT AUTHORITIES

DULUTH HRA
 INTERNAL CONTROL/MANAGEMENT FINDINGS
 Revenue/Receivables
 General Administration

WASHINGTON COUNTY HRA
 INTERNAL CONTROL/MANAGEMENT FINDINGS
 State and/or Local Compliance

INDIAN TRIBES

BOISE FORTE RES BUS COMM
 INTERNAL CONTROL/MANAGEMENT FINDINGS
 Financial Management - Segregation of Duties

GRAND PORTAGE RESERVATION
 INTERNAL CONTROL/MANAGEMENT FINDINGS
 Financial Management - Segregation of Duties
 Financial Management - Adequacy of Records
 General Administration

LOWER SIOUX COMM COUNCIL
 INTERNAL CONTROL/MANAGEMENT FINDINGS
 Financial Management - Segregation of Duties
 Financial Management - Adequacy/Propriety of Procedures
 Financial Management - Adequacy of Records
 General Administration

LIBRARIES

ARROWHEAD LIBRARY SYSTEM
 INTERNAL CONTROL/MANAGEMENT FINDINGS
 Financial Management - Segregation of Duties

NORTH COUNTRY LIBRARY COOPERATIVE
 INTERNAL CONTROL/MANAGEMENT FINDINGS
 Financial Management - Segregation of Duties

NORTHERN LIGHTS LIBRARY NETWORK
 INTERNAL CONTROL/MANAGEMENT FINDINGS
 Financial Management - Segregation of Duties

SC MINN INTERLIBRARY EXCHANGE
 INTERNAL CONTROL/MANAGEMENT FINDINGS
 Financial Management - Segregation of Duties

NONPROFIT AGENCIES

ARROWHEAD EMS ASSOCIATION INC
 INTERNAL CONTROL/MANAGEMENT FINDINGS
 Financial Management - Segregation of Duties
 General Administration

ASSOC RETARDED CITIZENS-SUBURBAN
 INTERNAL CONTROL/MANAGEMENT FINDINGS
 Financial Management - Segregation of Duties

BLINDNESS LEARNING IN NEW DIMENSION
 INTERNAL CONTROL/MANAGEMENT FINDINGS
 Purchasing/Expenditures
 Financial Management - Segregation of Duties

STATE OF MINNESOTA
OFFICE OF THE STATE AUDITOR
STATEWIDE SINGLE AUDIT
SUMMARY OF CROSSCUTTING FINDINGS
BY AGENCY TYPE
FOR THE YEAR ENDED JUNE 30, 1989

NONPROFIT AGENCIES

CENTRAL MINNESOTA CHILD CARE INC
INTERNAL CONTROL/MANAGEMENT FINDINGS
Purchasing/Expenditures
Financial Management - Segregation of Duties
Financial Management - Adequacy/Propriety of Procedures

CHILD CARE AND NUTRITION INC
INTERNAL CONTROL/MANAGEMENT FINDINGS
Cash Management
Payroll/Personnel
Financial Management - Adequacy/Propriety of Procedures
General Administration

CHILD CARE RESOURCE REFERRAL INC
INTERNAL CONTROL/MANAGEMENT FINDINGS
General Administration

CHILDREN'S ADVOCATE PROG OF MANKATO
INTERNAL CONTROL/MANAGEMENT FINDINGS
Cash Management
Payroll/Personnel
Financial Management - Adequacy/Propriety of Procedures
Financial Management - Adequacy of Records
General Administration

CHRYSALIS, A CENTER FOR WOMEN
INTERNAL CONTROL/MANAGEMENT FINDINGS
Financial Management - Segregation of Duties

DULUTH COMM ACTION PROG INC
INTERNAL CONTROL/MANAGEMENT FINDINGS
Financial Management - Segregation of Duties

FACE TO FACE HEALTH SERVICE
INTERNAL CONTROL/MANAGEMENT FINDINGS
Financial Management - Segregation of Duties

KOOCHICHING-ITASCA ACTION CNCL
INTERNAL CONTROL/MANAGEMENT FINDINGS
Financial Management - Segregation of Duties
State and/or Local Compliance

MINNESOTA VALLEY ACTION COUNCIL
INTERNAL CONTROL/MANAGEMENT FINDINGS
Fixed Assets
Financial Management - Adequacy/Propriety of Procedures
Financial Management - Adequacy of Records
General Administration

MN LICENSED FAMILY CHILD CARE ASSN
INTERNAL CONTROL/MANAGEMENT FINDINGS
Fixed Assets
Payroll/Personnel
Financial Management - Segregation of Duties
Financial Management - Adequacy/Propriety of Procedures

MPLS URBAN LEAGUE
INTERNAL CONTROL/MANAGEMENT FINDINGS
Cash Management
Revenue/Receivables
Purchasing/Expenditures
Payroll/Personnel
Financial Management - Segregation of Duties
Financial Management - Adequacy/Propriety of Procedures
Financial Management - Adequacy of Records

STATE OF MINNESOTA
 OFFICE OF THE STATE AUDITOR
 STATEWIDE SINGLE AUDIT
 SUMMARY OF CROSSCUTTING FINDINGS
 BY AGENCY TYPE
 FOR THE YEAR ENDED JUNE 30, 1989

NONPROFIT AGENCIES

NORTHWEST PRIVATE INDUSTRY COUNCIL
 INTERNAL CONTROL/MANAGEMENT FINDINGS
 Financial Management - Adequacy/Propriety of Procedures

PRIME CHILD LIFE ASSURANCES INC
 INTERNAL CONTROL/MANAGEMENT FINDINGS
 Cash Management
 Purchasing/Expenditures
 Financial Management - Adequacy/Propriety of Procedures
 Financial Management - Adequacy of Records
 General Administration

PROVIDERS CHOICE INC
 INTERNAL CONTROL/MANAGEMENT FINDINGS
 Cash Management
 Inventory
 Purchasing/Expenditures
 Financial Management - Adequacy/Propriety of Procedures
 Financial Management - Adequacy of Records
 General Administration

REACH-UP INCORPORATED
 INTERNAL CONTROL/MANAGEMENT FINDINGS
 Payroll/Personnel
 Financial Management - Adequacy/Propriety of Procedures

RURAL ENTERPRISE ACCEPTABLE LIVING
 INTERNAL CONTROL/MANAGEMENT FINDINGS
 Financial Management - Segregation of Duties

SERVICE INDUSTRIES
 INTERNAL CONTROL/MANAGEMENT FINDINGS
 Financial Management - Segregation of Duties

SOUTHWEST MINN PIC
 INTERNAL CONTROL/MANAGEMENT FINDINGS
 Financial Management - Adequacy of Records
 Indirect Costs

THE WAYSIDE HOUSE INC
 INTERNAL CONTROL/MANAGEMENT FINDINGS
 Financial Management - Segregation of Duties

TM & M CONSULTANTS
 INTERNAL CONTROL/MANAGEMENT FINDINGS
 Financial Management - Segregation of Duties

TRI-COUNTY COMM ACTION PROGRAM
 INTERNAL CONTROL/MANAGEMENT FINDINGS
 Financial Management - Segregation of Duties

WESTERN HUMAN DEVELOPMENT CENTER
 INTERNAL CONTROL/MANAGEMENT FINDINGS
 Financial Management - Segregation of Duties

WRIGHT COUNTY COMMUNITY ACTION INC
 INTERNAL CONTROL/MANAGEMENT FINDINGS
 Financial Management - Segregation of Duties

STATE OF MINNESOTA
 OFFICE OF THE STATE AUDITOR
 STATEWIDE SINGLE AUDIT
 SUMMARY OF CROSSCUTTING FINDINGS
 BY AGENCY TYPE
 FOR THE YEAR ENDED JUNE 30, 1989

OTHER GOVERNMENTAL AGENCIES

CHISAGO KANABEC PINE CHS
 INTERNAL CONTROL/MANAGEMENT FINDINGS
 Cash Management

DULUTH AIRPORT AUTHORITY
 INTERNAL CONTROL/MANAGEMENT FINDINGS
 State and/or Local Compliance

GOVERNMENT TRAINING SERVICES
 INTERNAL CONTROL/MANAGEMENT FINDINGS
 Financial Management - Segregation of Duties

METROPOLITAN WASTE CONTROL COMM
 INTERNAL CONTROL/MANAGEMENT FINDINGS
 Fixed Assets
 State and/or Local Compliance

MINNEAPOLIS PUBLIC HOUSING AUTH
 INTERNAL CONTROL/MANAGEMENT FINDINGS
 Fixed Assets
 Financial Management - Adequacy/Propriety of Procedures
 Financial Management - Adequacy of Records
 State and/or Local Compliance

REGION VIII NORTH WELFARE BRD
 INTERNAL CONTROL/MANAGEMENT FINDINGS
 Purchasing/Expenditures
 Financial Management - Segregation of Duties
 General Administration
 State and/or Local Compliance

REGIONAL TRANSIT BOARD
 INTERNAL CONTROL/MANAGEMENT FINDINGS
 Cash Management
 General Administration

SE MN JTPA JOINT POWERS BOARD
 INTERNAL CONTROL/MANAGEMENT FINDINGS
 Financial Management - Segregation of Duties
 State and/or Local Compliance

SOUTHWEST METRO TASK FORCE
 INTERNAL CONTROL/MANAGEMENT FINDINGS
 Financial Management - Segregation of Duties

ST CLOUD AREA PLNG ORGANIZATION
 INTERNAL CONTROL/MANAGEMENT FINDINGS
 State and/or Local Compliance

TOWN OF NEWTON
 INTERNAL CONTROL/MANAGEMENT FINDINGS
 Fixed Assets
 Financial Management - Segregation of Duties

REGIONAL DEVELOPMENT COMMISSIONS

ARROWHEAD REG DEVELOP COMM
 INTERNAL CONTROL/MANAGEMENT FINDINGS
 Payroll/Personnel

METROPOLITAN COUNCIL
 INTERNAL CONTROL/MANAGEMENT FINDINGS
 Fixed Assets
 Financial Management - Adequacy of Records
 General Administration

STATE OF MINNESOTA
 OFFICE OF THE STATE AUDITOR
 STATEWIDE SINGLE AUDIT
 SUMMARY OF CROSSCUTTING FINDINGS
 BY AGENCY TYPE
 FOR THE YEAR ENDED JUNE 30, 1989

REGIONAL DEVELOPMENT COMMISSIONS

REGION NINE DEVELOPMENT COMMISSION
 INTERNAL CONTROL/MANAGEMENT FINDINGS
 State and/or Local Compliance

SCHOOLS AND RELATED AGENCIES

BEMIDJI INTERDISTRICT COUNCIL
 INTERNAL CONTROL/MANAGEMENT FINDINGS
 Financial Management - Segregation of Duties
 State and/or Local Compliance

BENTON-STEARNES SPECIAL ED COOP
 INTERNAL CONTROL/MANAGEMENT FINDINGS
 State and/or Local Compliance

COMMON SCHOOL DIST 815-PRINSBURG
 INTERNAL CONTROL/MANAGEMENT FINDINGS
 Financial Management - Segregation of Duties

CROW RIVER SPECIAL ED COOP
 INTERNAL CONTROL/MANAGEMENT FINDINGS
 State and/or Local Compliance

EAST RANGE SECONDARY TECHNICAL CTR
 INTERNAL CONTROL/MANAGEMENT FINDINGS
 Financial Management - Segregation of Duties
 State and/or Local Compliance

HENNEPIN TECHNICAL CENTER NO 287
 INTERNAL CONTROL/MANAGEMENT FINDINGS
 State and/or Local Compliance

ISD 001 AITKIN
 INTERNAL CONTROL/MANAGEMENT FINDINGS
 Fixed Assets
 Financial Management - Segregation of Duties

ISD 002 HILL CITY
 INTERNAL CONTROL/MANAGEMENT FINDINGS
 Financial Management - Segregation of Duties
 State and/or Local Compliance

ISD 004 MCGREGOR
 INTERNAL CONTROL/MANAGEMENT FINDINGS
 Fixed Assets
 Financial Management - Segregation of Duties
 State and/or Local Compliance

ISD 011 ANOKA
 INTERNAL CONTROL/MANAGEMENT FINDINGS
 Fixed Assets
 State and/or Local Compliance

ISD 012 CENTENNIAL
 INTERNAL CONTROL/MANAGEMENT FINDINGS
 State and/or Local Compliance

ISD 013 COLUMBIA HEIGHTS
 INTERNAL CONTROL/MANAGEMENT FINDINGS
 Fixed Assets
 State and/or Local Compliance

STATE OF MINNESOTA
OFFICE OF THE STATE AUDITOR
STATEWIDE SINGLE AUDIT
SUMMARY OF CROSSCUTTING FINDINGS
BY AGENCY TYPE
FOR THE YEAR ENDED JUNE 30, 1989

SCHOOLS AND RELATED AGENCIES

- ISD 014 FRIDLEY
INTERNAL CONTROL/MANAGEMENT FINDINGS
State and/or Local Compliance
- ISD 016 SPRING LAKE PARK
INTERNAL CONTROL/MANAGEMENT FINDINGS
State and/or Local Compliance
- ISD 021 AUDUBON
INTERNAL CONTROL/MANAGEMENT FINDINGS
Fixed Assets
Financial Management - Segregation of Duties
State and/or Local Compliance
- ISD 022 DETROIT LAKES
INTERNAL CONTROL/MANAGEMENT FINDINGS
Fixed Assets
Financial Management - Segregation of Duties
- ISD 032 BLACKDUCK
INTERNAL CONTROL/MANAGEMENT FINDINGS
Financial Management - Segregation of Duties
- ISD 036 KELLIHER
INTERNAL CONTROL/MANAGEMENT FINDINGS
Financial Management - Segregation of Duties
Financial Management - Adequacy of Records
General Administration
- ISD 038 RED LAKE
INTERNAL CONTROL/MANAGEMENT FINDINGS
Financial Management - Segregation of Duties
State and/or Local Compliance
- ISD 047 SAUK RAPIDS
INTERNAL CONTROL/MANAGEMENT FINDINGS
State and/or Local Compliance
- ISD 051 FOLEY
INTERNAL CONTROL/MANAGEMENT FINDINGS
State and/or Local Compliance
- ISD 062 ORTONVILLE
INTERNAL CONTROL/MANAGEMENT FINDINGS
State and/or Local Compliance
- ISD 070 LAKE CRYSTAL
INTERNAL CONTROL/MANAGEMENT FINDINGS
State and/or Local Compliance
- ISD 072 MAPLETON
INTERNAL CONTROL/MANAGEMENT FINDINGS
Financial Management - Segregation of Duties
State and/or Local Compliance
- ISD 075 ST CLAIR
INTERNAL CONTROL/MANAGEMENT FINDINGS
Financial Management - Segregation of Duties
State and/or Local Compliance
- ISD 078 GARDEN CITY
INTERNAL CONTROL/MANAGEMENT FINDINGS
State and/or Local Compliance

STATE OF MINNESOTA
OFFICE OF THE STATE AUDITOR
STATEWIDE SINGLE AUDIT
SUMMARY OF CROSSCUTTING FINDINGS
BY AGENCY TYPE
FOR THE YEAR ENDED JUNE 30, 1989

SCHOOLS AND RELATED AGENCIES

- ISD 079 AMBOY-GOOD THUNDER
INTERNAL CONTROL/MANAGEMENT FINDINGS
Financial Management - Segregation of Duties
State and/or Local Compliance
- ISD 081 COMFREY
INTERNAL CONTROL/MANAGEMENT FINDINGS
Financial Management - Segregation of Duties
- ISD 088 NEW ULM
INTERNAL CONTROL/MANAGEMENT FINDINGS
State and/or Local Compliance
- ISD 091 BARNUM
INTERNAL CONTROL/MANAGEMENT FINDINGS
Financial Management - Segregation of Duties
State and/or Local Compliance
- ISD 093 CARLTON
INTERNAL CONTROL/MANAGEMENT FINDINGS
State and/or Local Compliance
- ISD 094 CLOQUET
INTERNAL CONTROL/MANAGEMENT FINDINGS
State and/or Local Compliance
- ISD 095 CROMWELL
INTERNAL CONTROL/MANAGEMENT FINDINGS
Financial Management - Segregation of Duties
State and/or Local Compliance
- ISD 099 ESKO
INTERNAL CONTROL/MANAGEMENT FINDINGS
Financial Management - Segregation of Duties
- ISD 100 WRENSHALL
INTERNAL CONTROL/MANAGEMENT FINDINGS
State and/or Local Compliance
- ISD 108 NORWOOD
INTERNAL CONTROL/MANAGEMENT FINDINGS
Financial Management - Segregation of Duties
Financial Management - Adequacy/Propriety of Procedures
State and/or Local Compliance
- ISD 110 WACONIA
INTERNAL CONTROL/MANAGEMENT FINDINGS
Financial Management - Segregation of Duties
- ISD 111 WATERTOWN-MAYER
INTERNAL CONTROL/MANAGEMENT FINDINGS
Financial Management - Segregation of Duties
- ISD 112 CHASKA
INTERNAL CONTROL/MANAGEMENT FINDINGS
Financial Management - Segregation of Duties
State and/or Local Compliance
- ISD 114 BACKUS
INTERNAL CONTROL/MANAGEMENT FINDINGS
Fixed Assets
Financial Management - Segregation of Duties
State and/or Local Compliance

STATE OF MINNESOTA
 OFFICE OF THE STATE AUDITOR
 STATEWIDE SINGLE AUDIT
 SUMMARY OF CROSSCUTTING FINDINGS
 BY AGENCY TYPE
 FOR THE YEAR ENDED JUNE 30, 1989

SCHOOLS AND RELATED AGENCIES

- ISD 115 CASS LAKE
 INTERNAL CONTROL/MANAGEMENT FINDINGS
 Cash Management
 Fixed Assets
 Payroll/Personnel
 Financial Management - Adequacy/Propriety of Procedures
 Financial Management - Adequacy of Records
 General Administration
- ISD 116 PILLAGER
 INTERNAL CONTROL/MANAGEMENT FINDINGS
 Financial Management - Segregation of Duties
 Financial Management - Adequacy/Propriety of Procedures
 State and/or Local Compliance
- ISD 118 REMER
 INTERNAL CONTROL/MANAGEMENT FINDINGS
 Fixed Assets
 Payroll/Personnel
 State and/or Local Compliance
- ISD 126 CLARA CITY
 INTERNAL CONTROL/MANAGEMENT FINDINGS
 Financial Management - Segregation of Duties
 State and/or Local Compliance
- ISD 127 MAYNARD
 INTERNAL CONTROL/MANAGEMENT FINDINGS
 Financial Management - Segregation of Duties
 Financial Management - Adequacy of Records
- ISD 128 MILAN
 INTERNAL CONTROL/MANAGEMENT FINDINGS
 Financial Management - Segregation of Duties
- ISD 129 MONTEVIDEO
 INTERNAL CONTROL/MANAGEMENT FINDINGS
 Revenue/Receivables
 State and/or Local Compliance
- ISD 145 GLYNDON
 INTERNAL CONTROL/MANAGEMENT FINDINGS
 Financial Management - Segregation of Duties
 State and/or Local Compliance
- ISD 147 DILWORTH
 INTERNAL CONTROL/MANAGEMENT FINDINGS
 Financial Management - Segregation of Duties
 Financial Management - Adequacy/Propriety of Procedures
- ISD 150 HAWLEY
 INTERNAL CONTROL/MANAGEMENT FINDINGS
 Financial Management - Segregation of Duties
- ISD 158 GONVICK
 INTERNAL CONTROL/MANAGEMENT FINDINGS
 Financial Management - Segregation of Duties
- ISD 161 CLEARBROOK
 INTERNAL CONTROL/MANAGEMENT FINDINGS
 Financial Management - Segregation of Duties

STATE OF MINNESOTA
OFFICE OF THE STATE AUDITOR
STATEWIDE SINGLE AUDIT
SUMMARY OF CROSSCUTTING FINDINGS
BY AGENCY TYPE
FOR THE YEAR ENDED JUNE 30, 1989

SCHOOLS AND RELATED AGENCIES

- ISD 162 BAGLEY
INTERNAL CONTROL/MANAGEMENT FINDINGS
Financial Management - Segregation of Duties
- ISD 178 STORDEN-JEFFERS
INTERNAL CONTROL/MANAGEMENT FINDINGS
Financial Management - Segregation of Duties
- ISD 182 CROSBY
INTERNAL CONTROL/MANAGEMENT FINDINGS
Financial Management - Segregation of Duties
State and/or Local Compliance
- ISD 186 PEQUOT LAKES
INTERNAL CONTROL/MANAGEMENT FINDINGS
Financial Management - Segregation of Duties
State and/or Local Compliance
- ISD 194 LAKEVILLE
INTERNAL CONTROL/MANAGEMENT FINDINGS
Financial Management - Segregation of Duties
- ISD 195 RANDOLPH
INTERNAL CONTROL/MANAGEMENT FINDINGS
Financial Management - Segregation of Duties
State and/or Local Compliance
- ISD 196 ROSEMOUNT-APPLE VALLEY
INTERNAL CONTROL/MANAGEMENT FINDINGS
Financial Management - Adequacy of Records
State and/or Local Compliance
- ISD 197 WEST ST PAUL
INTERNAL CONTROL/MANAGEMENT FINDINGS
State and/or Local Compliance
- ISD 200 HASTINGS
INTERNAL CONTROL/MANAGEMENT FINDINGS
Financial Management - Segregation of Duties
- ISD 201 CLAREMONT
INTERNAL CONTROL/MANAGEMENT FINDINGS
Financial Management - Segregation of Duties
State and/or Local Compliance
- ISD 202 DODGE CENTER
INTERNAL CONTROL/MANAGEMENT FINDINGS
Financial Management - Segregation of Duties
State and/or Local Compliance
- ISD 204 KASSON-MANTORVILLE
INTERNAL CONTROL/MANAGEMENT FINDINGS
Financial Management - Segregation of Duties
State and/or Local Compliance
- ISD 205 WEST CONCORD
INTERNAL CONTROL/MANAGEMENT FINDINGS
Financial Management - Segregation of Duties
State and/or Local Compliance
- ISD 206 ALEXANDRIA
INTERNAL CONTROL/MANAGEMENT FINDINGS
State and/or Local Compliance

STATE OF MINNESOTA
 OFFICE OF THE STATE AUDITOR
 STATEWIDE SINGLE AUDIT
 SUMMARY OF CROSSCUTTING FINDINGS
 BY AGENCY TYPE
 FOR THE YEAR ENDED JUNE 30, 1989

SCHOOLS AND RELATED AGENCIES

- ISD 207 BRANDON
 INTERNAL CONTROL/MANAGEMENT FINDINGS
 Fixed Assets
- ISD 209 KENSINGTON
 INTERNAL CONTROL/MANAGEMENT FINDINGS
 Financial Management - Segregation of Duties
 State and/or Local Compliance
- ISD 213 OSAKIS
 INTERNAL CONTROL/MANAGEMENT FINDINGS
 Financial Management - Segregation of Duties
- ISD 217 BRICELYN
 INTERNAL CONTROL/MANAGEMENT FINDINGS
 Financial Management - Segregation of Duties
 State and/or Local Compliance
- ISD 218 DELAVAN
 INTERNAL CONTROL/MANAGEMENT FINDINGS
 Financial Management - Segregation of Duties
 State and/or Local Compliance
- ISD 219 ELMORE
 INTERNAL CONTROL/MANAGEMENT FINDINGS
 Financial Management - Segregation of Duties
- ISD 222 KIESTER
 INTERNAL CONTROL/MANAGEMENT FINDINGS
 Financial Management - Segregation of Duties
 State and/or Local Compliance
- ISD 223 MINNESOTA LAKE
 INTERNAL CONTROL/MANAGEMENT FINDINGS
 Financial Management - Segregation of Duties
- ISD 224 WELLS
 INTERNAL CONTROL/MANAGEMENT FINDINGS
 Financial Management - Segregation of Duties
 State and/or Local Compliance
- ISD 225 WINNEBAGO
 INTERNAL CONTROL/MANAGEMENT FINDINGS
 Financial Management - Segregation of Duties
 State and/or Local Compliance
- ISD 227 CHATFIELD
 INTERNAL CONTROL/MANAGEMENT FINDINGS
 Financial Management - Segregation of Duties
- ISD 228 HARMONY
 INTERNAL CONTROL/MANAGEMENT FINDINGS
 State and/or Local Compliance
- ISD 229 LANESBORO
 INTERNAL CONTROL/MANAGEMENT FINDINGS
 State and/or Local Compliance
- ISD 232 PETERSON
 INTERNAL CONTROL/MANAGEMENT FINDINGS
 Fixed Assets
 Financial Management - Adequacy/Propriety of Procedures
 State and/or Local Compliance

STATE OF MINNESOTA
OFFICE OF THE STATE AUDITOR
STATEWIDE SINGLE AUDIT
SUMMARY OF CROSSCUTTING FINDINGS
BY AGENCY TYPE
FOR THE YEAR ENDED JUNE 30, 1989

SCHOOLS AND RELATED AGENCIES

- ISD 233 PRESTON-FOUNTAIN
INTERNAL CONTROL/MANAGEMENT FINDINGS
Fixed Assets
State and/or Local Compliance
- ISD 234 RUSHFORD
INTERNAL CONTROL/MANAGEMENT FINDINGS
Fixed Assets
Purchasing/Expenditures
State and/or Local Compliance
- ISD 236 WYKOFF
INTERNAL CONTROL/MANAGEMENT FINDINGS
Financial Management - Segregation of Duties
State and/or Local Compliance
- ISD 237 SPRING VALLEY
INTERNAL CONTROL/MANAGEMENT FINDINGS
State and/or Local Compliance
- ISD 238 MABEL-CANTON
INTERNAL CONTROL/MANAGEMENT FINDINGS
Financial Management - Segregation of Duties
- ISD 240 BLUE EARTH
INTERNAL CONTROL/MANAGEMENT FINDINGS
Financial Management - Segregation of Duties
- ISD 241 ALBERT LEA
INTERNAL CONTROL/MANAGEMENT FINDINGS
State and/or Local Compliance
- ISD 243 EMMONS
INTERNAL CONTROL/MANAGEMENT FINDINGS
Inventory
Financial Management - Segregation of Duties
- ISD 252 CANNON FALLS
INTERNAL CONTROL/MANAGEMENT FINDINGS
State and/or Local Compliance
- ISD 253 GOODHUE
INTERNAL CONTROL/MANAGEMENT FINDINGS
Financial Management - Segregation of Duties
- ISD 254 KENYON
INTERNAL CONTROL/MANAGEMENT FINDINGS
Financial Management - Segregation of Duties
- ISD 255 PINE ISLAND
INTERNAL CONTROL/MANAGEMENT FINDINGS
State and/or Local Compliance
- ISD 260 ZUMBROTA
INTERNAL CONTROL/MANAGEMENT FINDINGS
Financial Management - Segregation of Duties
State and/or Local Compliance
- ISD 261 ASHBY
INTERNAL CONTROL/MANAGEMENT FINDINGS
Fixed Assets
State and/or Local Compliance

STATE OF MINNESOTA
OFFICE OF THE STATE AUDITOR
STATEWIDE SINGLE AUDIT
SUMMARY OF CROSSCUTTING FINDINGS
BY AGENCY TYPE
FOR THE YEAR ENDED JUNE 30, 1989

SCHOOLS AND RELATED AGENCIES

- ISD 262 BARRETT
INTERNAL CONTROL/MANAGEMENT FINDINGS
Fixed Assets
- ISD 265 HOFFMAN
INTERNAL CONTROL/MANAGEMENT FINDINGS
Fixed Assets
- ISD 270 HOPKINS
INTERNAL CONTROL/MANAGEMENT FINDINGS
Financial Management - Segregation of Duties
State and/or Local Compliance
- ISD 271 BLOOMINGTON
INTERNAL CONTROL/MANAGEMENT FINDINGS
State and/or Local Compliance
- ISD 272 EDEN PRAIRIE
INTERNAL CONTROL/MANAGEMENT FINDINGS
State and/or Local Compliance
- ISD 277 WESTONKA
INTERNAL CONTROL/MANAGEMENT FINDINGS
State and/or Local Compliance
- ISD 279 OSSEO
INTERNAL CONTROL/MANAGEMENT FINDINGS
State and/or Local Compliance
- ISD 280 RICHFIELD
INTERNAL CONTROL/MANAGEMENT FINDINGS
Financial Management - Segregation of Duties
State and/or Local Compliance
- ISD 281 ROBBINSDALE
INTERNAL CONTROL/MANAGEMENT FINDINGS
State and/or Local Compliance
- ISD 283 ST LOUIS PARK
INTERNAL CONTROL/MANAGEMENT FINDINGS
State and/or Local Compliance
- ISD 284 WAYZATA
INTERNAL CONTROL/MANAGEMENT FINDINGS
Fixed Assets
General Administration
State and/or Local Compliance
- ISD 294 HOUSTON
INTERNAL CONTROL/MANAGEMENT FINDINGS
Financial Management - Adequacy/Propriety of Procedures
State and/or Local Compliance
- ISD 297 SPRING GROVE
INTERNAL CONTROL/MANAGEMENT FINDINGS
Purchasing/Expenditures
Financial Management - Adequacy/Propriety of Procedures
Financial Management - Adequacy of Records
State and/or Local Compliance
- ISD 299 CALEDONIA
INTERNAL CONTROL/MANAGEMENT FINDINGS
Financial Management - Segregation of Duties

STATE OF MINNESOTA
OFFICE OF THE STATE AUDITOR
STATEWIDE SINGLE AUDIT
SUMMARY OF CROSSCUTTING FINDINGS
BY AGENCY TYPE
FOR THE YEAR ENDED JUNE 30, 1989

SCHOOLS AND RELATED AGENCIES

ISD 300 LA CRESCENT
INTERNAL CONTROL/MANAGEMENT FINDINGS
Financial Management - Segregation of Duties

ISD 301 AKELEY
INTERNAL CONTROL/MANAGEMENT FINDINGS
Financial Management - Segregation of Duties

ISD 306 LAPORTE
INTERNAL CONTROL/MANAGEMENT FINDINGS
Financial Management - Segregation of Duties

ISD 308 NEVIS
INTERNAL CONTROL/MANAGEMENT FINDINGS
Financial Management - Segregation of Duties

ISD 316 COLERAINE
INTERNAL CONTROL/MANAGEMENT FINDINGS
State and/or Local Compliance

ISD 317 DEER RIVER
INTERNAL CONTROL/MANAGEMENT FINDINGS
Fixed Assets
Financial Management - Segregation of Duties
State and/or Local Compliance

ISD 318 GRAND RAPIDS
INTERNAL CONTROL/MANAGEMENT FINDINGS
Fixed Assets
State and/or Local Compliance

ISD 319 NASHWAUK-KEEWATIN
INTERNAL CONTROL/MANAGEMENT FINDINGS
Fixed Assets
State and/or Local Compliance

ISD 324 JACKSON
INTERNAL CONTROL/MANAGEMENT FINDINGS
State and/or Local Compliance

ISD 341 ATWATER
INTERNAL CONTROL/MANAGEMENT FINDINGS
Financial Management - Segregation of Duties

ISD 345 NEW LONDON-SPICER
INTERNAL CONTROL/MANAGEMENT FINDINGS
Financial Management - Segregation of Duties

ISD 346 RAYMOND
INTERNAL CONTROL/MANAGEMENT FINDINGS
Financial Management - Segregation of Duties

ISD 352 HUMBOLDT
INTERNAL CONTROL/MANAGEMENT FINDINGS
State and/or Local Compliance

ISD 362 LITTLEFORK-BIG FALLS
INTERNAL CONTROL/MANAGEMENT FINDINGS
Financial Management - Segregation of Duties

ISD 363 SOUTH KOCHICHING
INTERNAL CONTROL/MANAGEMENT FINDINGS
Financial Management - Segregation of Duties

STATE OF MINNESOTA
 OFFICE OF THE STATE AUDITOR
 STATEWIDE SINGLE AUDIT
 SUMMARY OF CROSSCUTTING FINDINGS
 BY AGENCY TYPE
 FOR THE YEAR ENDED JUNE 30, 1989

SCHOOLS AND RELATED AGENCIES

- ISD 371 BELLINGHAM
 INTERNAL CONTROL/MANAGEMENT FINDINGS
 Financial Management - Segregation of Duties
- ISD 376 MARIETTA-NASSAU
 INTERNAL CONTROL/MANAGEMENT FINDINGS
 Financial Management - Segregation of Duties
 State and/or Local Compliance
- ISD 378 DAWSON
 INTERNAL CONTROL/MANAGEMENT FINDINGS
 Financial Management - Segregation of Duties
 State and/or Local Compliance
- ISD 390 LAKE OF THE WOODS
 INTERNAL CONTROL/MANAGEMENT FINDINGS
 Financial Management - Segregation of Duties
- ISD 391 CLEVELAND
 INTERNAL CONTROL/MANAGEMENT FINDINGS
 Financial Management - Segregation of Duties
 State and/or Local Compliance
- ISD 392 LE CENTER
 INTERNAL CONTROL/MANAGEMENT FINDINGS
 Financial Management - Segregation of Duties
- ISD 393 LE SUEUR
 INTERNAL CONTROL/MANAGEMENT FINDINGS
 Financial Management - Segregation of Duties
 State and/or Local Compliance
- ISD 395 WATERVILLE
 INTERNAL CONTROL/MANAGEMENT FINDINGS
 Financial Management - Segregation of Duties
 State and/or Local Compliance
- ISD 403 IVANHOE
 INTERNAL CONTROL/MANAGEMENT FINDINGS
 Fixed Assets
- ISD 404 LAKE BENTON
 INTERNAL CONTROL/MANAGEMENT FINDINGS
 Fixed Assets
- ISD 417 TRACY
 INTERNAL CONTROL/MANAGEMENT FINDINGS
 Financial Management - Segregation of Duties
- ISD 424 LESTER PRAIRIE
 INTERNAL CONTROL/MANAGEMENT FINDINGS
 Fixed Assets
- ISD 432 MAHNOMEN
 INTERNAL CONTROL/MANAGEMENT FINDINGS
 Financial Management - Segregation of Duties
- ISD 435 WAUBUN
 INTERNAL CONTROL/MANAGEMENT FINDINGS
 Financial Management - Segregation of Duties
 State and/or Local Compliance

STATE OF MINNESOTA
OFFICE OF THE STATE AUDITOR
STATEWIDE SINGLE AUDIT
SUMMARY OF CROSSCUTTING FINDINGS
BY AGENCY TYPE
FOR THE YEAR ENDED JUNE 30, 1989

SCHOOLS AND RELATED AGENCIES

- ISD 436 ALVARADO
INTERNAL CONTROL/MANAGEMENT FINDINGS
Fixed Assets
State and/or Local Compliance
- ISD 440 MIDDLE RIVER
INTERNAL CONTROL/MANAGEMENT FINDINGS
Fixed Assets
- ISD 441 NEWFOLDEN
INTERNAL CONTROL/MANAGEMENT FINDINGS
Financial Management - Segregation of Duties
State and/or Local Compliance
- ISD 442 OSLO
INTERNAL CONTROL/MANAGEMENT FINDINGS
Fixed Assets
- ISD 444 STRANDQUIST
INTERNAL CONTROL/MANAGEMENT FINDINGS
Fixed Assets
- ISD 447 GRYGLA
INTERNAL CONTROL/MANAGEMENT FINDINGS
Financial Management - Segregation of Duties
State and/or Local Compliance
- ISD 453 EAST CHAIN
INTERNAL CONTROL/MANAGEMENT FINDINGS
Financial Management - Segregation of Duties
- ISD 454 FAIRMONT
INTERNAL CONTROL/MANAGEMENT FINDINGS
Financial Management - Segregation of Duties
State and/or Local Compliance
- ISD 456 SHERBURN
INTERNAL CONTROL/MANAGEMENT FINDINGS
Financial Management - Segregation of Duties
- ISD 457 TRIMONT
INTERNAL CONTROL/MANAGEMENT FINDINGS
Financial Management - Segregation of Duties
- ISD 458 TRUMAN
INTERNAL CONTROL/MANAGEMENT FINDINGS
Financial Management - Segregation of Duties
State and/or Local Compliance
- ISD 460 GRANADA-HUNTLEY
INTERNAL CONTROL/MANAGEMENT FINDINGS
Financial Management - Segregation of Duties
- ISD 463 EDEN VALLEY
INTERNAL CONTROL/MANAGEMENT FINDINGS
State and/or Local Compliance
- ISD 464 GROVE CITY
INTERNAL CONTROL/MANAGEMENT FINDINGS
Purchasing/Expenditures
Financial Management - Segregation of Duties

STATE OF MINNESOTA
OFFICE OF THE STATE AUDITOR
STATEWIDE SINGLE AUDIT
SUMMARY OF CROSSCUTTING FINDINGS
BY AGENCY TYPE
FOR THE YEAR ENDED JUNE 30, 1989

SCHOOLS AND RELATED AGENCIES

- ISD 465 LITCHFIELD
INTERNAL CONTROL/MANAGEMENT FINDINGS
Financial Management - Segregation of Duties
- ISD 466 DASSEL-COKATO
INTERNAL CONTROL/MANAGEMENT FINDINGS
Financial Management - Segregation of Duties
- ISD 480 ONAMIA
INTERNAL CONTROL/MANAGEMENT FINDINGS
Financial Management - Segregation of Duties
Financial Management - Adequacy/Propriety of Procedures
General Administration
State and/or Local Compliance
- ISD 482 LITTLE FALLS
INTERNAL CONTROL/MANAGEMENT FINDINGS
State and/or Local Compliance
- ISD 485 ROYALTON
INTERNAL CONTROL/MANAGEMENT FINDINGS
Financial Management - Segregation of Duties
State and/or Local Compliance
- ISD 486 SWANVILLE
INTERNAL CONTROL/MANAGEMENT FINDINGS
State and/or Local Compliance
- ISD 487 UPSALA
INTERNAL CONTROL/MANAGEMENT FINDINGS
Financial Management - Segregation of Duties
State and/or Local Compliance
- ISD 492 AUSTIN
INTERNAL CONTROL/MANAGEMENT FINDINGS
State and/or Local Compliance
- ISD 497 LYLE
INTERNAL CONTROL/MANAGEMENT FINDINGS
Financial Management - Segregation of Duties
State and/or Local Compliance
- ISD 499 LEROY
INTERNAL CONTROL/MANAGEMENT FINDINGS
Financial Management - Segregation of Duties
State and/or Local Compliance
- ISD 504 SLAYTON
INTERNAL CONTROL/MANAGEMENT FINDINGS
Financial Management - Segregation of Duties
- ISD 508 ST PETER
INTERNAL CONTROL/MANAGEMENT FINDINGS
State and/or Local Compliance
- ISD 511 ADRIAN
INTERNAL CONTROL/MANAGEMENT FINDINGS
Financial Management - Segregation of Duties
- ISD 514 ELLSWORTH
INTERNAL CONTROL/MANAGEMENT FINDINGS
Fixed Assets
State and/or Local Compliance

STATE OF MINNESOTA
OFFICE OF THE STATE AUDITOR
STATEWIDE SINGLE AUDIT
SUMMARY OF CROSSCUTTING FINDINGS
BY AGENCY TYPE
FOR THE YEAR ENDED JUNE 30, 1989

SCHOOLS AND RELATED AGENCIES

- ISD 521 ADA
INTERNAL CONTROL/MANAGEMENT FINDINGS
Fixed Assets
- ISD 522 BORUP
INTERNAL CONTROL/MANAGEMENT FINDINGS
Fixed Assets
- ISD 524 HALSTAD
INTERNAL CONTROL/MANAGEMENT FINDINGS
Fixed Assets
- ISD 525 HENDRUM
INTERNAL CONTROL/MANAGEMENT FINDINGS
Fixed Assets
State and/or Local Compliance
- ISD 526 TWIN VALLEY
INTERNAL CONTROL/MANAGEMENT FINDINGS
Fixed Assets
State and/or Local Compliance
- ISD 531 BYRON
INTERNAL CONTROL/MANAGEMENT FINDINGS
Financial Management - Segregation of Duties
State and/or Local Compliance
- ISD 533 DOVER-EYOTA
INTERNAL CONTROL/MANAGEMENT FINDINGS
Financial Management - Segregation of Duties
State and/or Local Compliance
- ISD 535 ROCHESTER
INTERNAL CONTROL/MANAGEMENT FINDINGS
State and/or Local Compliance
- ISD 542 BATTLE LAKE
INTERNAL CONTROL/MANAGEMENT FINDINGS
Fixed Assets
- ISD 543 DEER CREEK
INTERNAL CONTROL/MANAGEMENT FINDINGS
Fixed Assets
- ISD 549 PERHAM
INTERNAL CONTROL/MANAGEMENT FINDINGS
Financial Management - Segregation of Duties
- ISD 550 UNDERWOOD
INTERNAL CONTROL/MANAGEMENT FINDINGS
Fixed Assets
- ISD 561 GOODRIDGE
INTERNAL CONTROL/MANAGEMENT FINDINGS
Fixed Assets
- ISD 564 THIEF RIVER FALLS
INTERNAL CONTROL/MANAGEMENT FINDINGS
Fixed Assets
Revenue/Receivables
General Administration

STATE OF MINNESOTA
OFFICE OF THE STATE AUDITOR
STATEWIDE SINGLE AUDIT
SUMMARY OF CROSSCUTTING FINDINGS
BY AGENCY TYPE
FOR THE YEAR ENDED JUNE 30, 1989

SCHOOLS AND RELATED AGENCIES

- ISD 577 WILLOW RIVER
INTERNAL CONTROL/MANAGEMENT FINDINGS
State and/or Local Compliance
- ISD 581 EDGERTON
INTERNAL CONTROL/MANAGEMENT FINDINGS
Financial Management - Segregation of Duties
- ISD 592 CLIMAX
INTERNAL CONTROL/MANAGEMENT FINDINGS
Fixed Assets
- ISD 593 CROOKSTON
INTERNAL CONTROL/MANAGEMENT FINDINGS
Fixed Assets
- ISD 597 ERSKINE
INTERNAL CONTROL/MANAGEMENT FINDINGS
Fixed Assets
- ISD 599 FERTILE
INTERNAL CONTROL/MANAGEMENT FINDINGS
Fixed Assets
- ISD 600 FISHER
INTERNAL CONTROL/MANAGEMENT FINDINGS
Fixed Assets
State and/or Local Compliance
- ISD 601 FOSSTON
INTERNAL CONTROL/MANAGEMENT FINDINGS
Fixed Assets
State and/or Local Compliance
- ISD 603 MCINTOSH
INTERNAL CONTROL/MANAGEMENT FINDINGS
Fixed Assets
- ISD 604 MENTOR
INTERNAL CONTROL/MANAGEMENT FINDINGS
Fixed Assets
State and/or Local Compliance
- ISD 611 CYRUS
INTERNAL CONTROL/MANAGEMENT FINDINGS
State and/or Local Compliance
- ISD 612 GLENWOOD
INTERNAL CONTROL/MANAGEMENT FINDINGS
State and/or Local Compliance
- ISD 614 STARBUCK
INTERNAL CONTROL/MANAGEMENT FINDINGS
State and/or Local Compliance
- ISD 615 VILLARD
INTERNAL CONTROL/MANAGEMENT FINDINGS
State and/or Local Compliance
- ISD 621 MOUNDS VIEW
INTERNAL CONTROL/MANAGEMENT FINDINGS
Financial Management - Segregation of Duties

STATE OF MINNESOTA
OFFICE OF THE STATE AUDITOR
STATEWIDE SINGLE AUDIT
SUMMARY OF CROSSCUTTING FINDINGS
BY AGENCY TYPE
FOR THE YEAR ENDED JUNE 30, 1989

SCHOOLS AND RELATED AGENCIES

- ISD 624 WHITE BEAR LAKE
INTERNAL CONTROL/MANAGEMENT FINDINGS
Fixed Assets
Financial Management - Segregation of Duties
State and/or Local Compliance
- ISD 627 OKLEE
INTERNAL CONTROL/MANAGEMENT FINDINGS
Fixed Assets
- ISD 628 PLUMMER
INTERNAL CONTROL/MANAGEMENT FINDINGS
Fixed Assets
- ISD 630 RED LAKE FALLS
INTERNAL CONTROL/MANAGEMENT FINDINGS
Fixed Assets
- ISD 633 LAMBERTON
INTERNAL CONTROL/MANAGEMENT FINDINGS
Financial Management - Segregation of Duties
- ISD 635 MILROY
INTERNAL CONTROL/MANAGEMENT FINDINGS
Financial Management - Segregation of Duties
State and/or Local Compliance
- ISD 636 MORGAN
INTERNAL CONTROL/MANAGEMENT FINDINGS
Financial Management - Segregation of Duties
- ISD 637 REDWOOD FALLS
INTERNAL CONTROL/MANAGEMENT FINDINGS
Cash Management
Inventory
Fixed Assets
Purchasing/Expenditures
Payroll/Personnel
Financial Management - Adequacy/Propriety of Procedures
Financial Management - Adequacy of Records
General Administration
State and/or Local Compliance
- ISD 638 SANBORN
INTERNAL CONTROL/MANAGEMENT FINDINGS
Financial Management - Segregation of Duties
- ISD 640 WABASSO
INTERNAL CONTROL/MANAGEMENT FINDINGS
Financial Management - Segregation of Duties
- ISD 641 WALNUT GROVE
INTERNAL CONTROL/MANAGEMENT FINDINGS
Financial Management - Segregation of Duties
- ISD 646 BIRD ISLAND
INTERNAL CONTROL/MANAGEMENT FINDINGS
Financial Management - Segregation of Duties
- ISD 647 BUFFALO LAKE
INTERNAL CONTROL/MANAGEMENT FINDINGS
Financial Management - Segregation of Duties

STATE OF MINNESOTA
 OFFICE OF THE STATE AUDITOR
 STATEWIDE SINGLE AUDIT
 SUMMARY OF CROSSCUTTING FINDINGS
 BY AGENCY TYPE
 FOR THE YEAR ENDED JUNE 30, 1989

SCHOOLS AND RELATED AGENCIES

- ISD 648 DANUBE
 INTERNAL CONTROL/MANAGEMENT FINDINGS
 Financial Management - Segregation of Duties
- ISD 651 HECTOR
 INTERNAL CONTROL/MANAGEMENT FINDINGS
 Financial Management - Segregation of Duties
- ISD 652 MORTON
 INTERNAL CONTROL/MANAGEMENT FINDINGS
 Financial Management - Segregation of Duties
- ISD 653 OLIVIA
 INTERNAL CONTROL/MANAGEMENT FINDINGS
 Financial Management - Segregation of Duties
- ISD 654 RENVILLE
 INTERNAL CONTROL/MANAGEMENT FINDINGS
 Financial Management - Segregation of Duties
 State and/or Local Compliance
- ISD 655 SACRED HEART
 INTERNAL CONTROL/MANAGEMENT FINDINGS
 Financial Management - Segregation of Duties
 State and/or Local Compliance
- ISD 657 MORRISTOWN
 INTERNAL CONTROL/MANAGEMENT FINDINGS
 Financial Management - Segregation of Duties
- ISD 659 NORTHFIELD
 INTERNAL CONTROL/MANAGEMENT FINDINGS
 State and/or Local Compliance
- ISD 669 MAGNOLIA
 INTERNAL CONTROL/MANAGEMENT FINDINGS
 Financial Management - Segregation of Duties
- ISD 670 LUVERNE
 INTERNAL CONTROL/MANAGEMENT FINDINGS
 Financial Management - Segregation of Duties
- ISD 671 HILLS-BEAVER CREEK
 INTERNAL CONTROL/MANAGEMENT FINDINGS
 Fixed Assets
- ISD 678 GREENBUSH
 INTERNAL CONTROL/MANAGEMENT FINDINGS
 Financial Management - Segregation of Duties
 State and/or Local Compliance
- ISD 690 WARROAD
 INTERNAL CONTROL/MANAGEMENT FINDINGS
 Financial Management - Segregation of Duties
- ISD 691 AURORA
 INTERNAL CONTROL/MANAGEMENT FINDINGS
 Fixed Assets
- ISD 692 BABBITT
 INTERNAL CONTROL/MANAGEMENT FINDINGS
 Fixed Assets

STATE OF MINNESOTA
OFFICE OF THE STATE AUDITOR
STATEWIDE SINGLE AUDIT
SUMMARY OF CROSSCUTTING FINDINGS
BY AGENCY TYPE
FOR THE YEAR ENDED JUNE 30, 1989

SCHOOLS AND RELATED AGENCIES

- ISD 693 BIWABIK
INTERNAL CONTROL/MANAGEMENT FINDINGS
Fixed Assets
- ISD 695 CHISHOLM
INTERNAL CONTROL/MANAGEMENT FINDINGS
Fixed Assets
Financial Management - Adequacy of Records
- ISD 700 HERMANTOWN
INTERNAL CONTROL/MANAGEMENT FINDINGS
State and/or Local Compliance
- ISD 701 HIBBING
INTERNAL CONTROL/MANAGEMENT FINDINGS
Fixed Assets
State and/or Local Compliance
- ISD 704 PROCTOR
INTERNAL CONTROL/MANAGEMENT FINDINGS
Fixed Assets
- ISD 707 NETT LAKE
INTERNAL CONTROL/MANAGEMENT FINDINGS
Cash Management
Fixed Assets
Purchasing/Expenditures
Financial Management - Segregation of Duties
Financial Management - Adequacy/Propriety of Procedures
Financial Management - Adequacy of Records
State and/or Local Compliance
- ISD 708 TOWER-SOUDAN
INTERNAL CONTROL/MANAGEMENT FINDINGS
State and/or Local Compliance
- ISD 709 DULUTH
INTERNAL CONTROL/MANAGEMENT FINDINGS
Financial Management - Adequacy/Propriety of Procedures
- ISD 710 ST LOUIS COUNTY
INTERNAL CONTROL/MANAGEMENT FINDINGS
Fixed Assets
- ISD 716 BELLE PLAINE
INTERNAL CONTROL/MANAGEMENT FINDINGS
Financial Management - Segregation of Duties
- ISD 719 PRIOR LAKE
INTERNAL CONTROL/MANAGEMENT FINDINGS
Financial Management - Segregation of Duties
State and/or Local Compliance
- ISD 721 NEW PRAGUE
INTERNAL CONTROL/MANAGEMENT FINDINGS
Financial Management - Segregation of Duties
State and/or Local Compliance
- ISD 727 BIG LAKE
INTERNAL CONTROL/MANAGEMENT FINDINGS
State and/or Local Compliance

STATE OF MINNESOTA
OFFICE OF THE STATE AUDITOR
STATEWIDE SINGLE AUDIT
SUMMARY OF CROSSCUTTING FINDINGS
BY AGENCY TYPE
FOR THE YEAR ENDED JUNE 30, 1989

SCHOOLS AND RELATED AGENCIES

- ISD 728 ELK RIVER
INTERNAL CONTROL/MANAGEMENT FINDINGS
Financial Management - Segregation of Duties
- ISD 732 GAYLORD
INTERNAL CONTROL/MANAGEMENT FINDINGS
Financial Management - Segregation of Duties
State and/or Local Compliance
- ISD 736 BELGRADE-ELROSA
INTERNAL CONTROL/MANAGEMENT FINDINGS
Financial Management - Segregation of Duties
- ISD 737 BROOTEN
INTERNAL CONTROL/MANAGEMENT FINDINGS
Financial Management - Segregation of Duties
- ISD 738 HOLDINGFORD
INTERNAL CONTROL/MANAGEMENT FINDINGS
Financial Management - Segregation of Duties
- ISD 739 KIMBALL
INTERNAL CONTROL/MANAGEMENT FINDINGS
Financial Management - Segregation of Duties
State and/or Local Compliance
- ISD 740 MELROSE
INTERNAL CONTROL/MANAGEMENT FINDINGS
State and/or Local Compliance
- ISD 741 PAYNESVILLE
INTERNAL CONTROL/MANAGEMENT FINDINGS
Fixed Assets
Financial Management - Segregation of Duties
- ISD 742 ST CLOUD
INTERNAL CONTROL/MANAGEMENT FINDINGS
State and/or Local Compliance
- ISD 743 SAUK CENTRE
INTERNAL CONTROL/MANAGEMENT FINDINGS
State and/or Local Compliance
- ISD 750 COLD SPRING
INTERNAL CONTROL/MANAGEMENT FINDINGS
State and/or Local Compliance
- ISD 756 BLOOMING PRAIRIE
INTERNAL CONTROL/MANAGEMENT FINDINGS
State and/or Local Compliance
- ISD 761 OWATONNA
INTERNAL CONTROL/MANAGEMENT FINDINGS
State and/or Local Compliance
- ISD 762 ELLENDALE
INTERNAL CONTROL/MANAGEMENT FINDINGS
Financial Management - Segregation of Duties
State and/or Local Compliance
- ISD 763 MEDFORD
INTERNAL CONTROL/MANAGEMENT FINDINGS
Financial Management - Segregation of Duties
State and/or Local Compliance

STATE OF MINNESOTA
OFFICE OF THE STATE AUDITOR
STATEWIDE SINGLE AUDIT
SUMMARY OF CROSSCUTTING FINDINGS
BY AGENCY TYPE
FOR THE YEAR ENDED JUNE 30, 1989

SCHOOLS AND RELATED AGENCIES

- ISD 768 HANCOCK
INTERNAL CONTROL/MANAGEMENT FINDINGS
Financial Management - Segregation of Duties
- ISD 769 MORRIS
INTERNAL CONTROL/MANAGEMENT FINDINGS
State and/or Local Compliance
- ISD 775 KERKHOVEN-MURDOCK-SUNBERG
INTERNAL CONTROL/MANAGEMENT FINDINGS
Financial Management - Adequacy/Propriety of Procedures
State and/or Local Compliance
- ISD 777 BENSON
INTERNAL CONTROL/MANAGEMENT FINDINGS
Financial Management - Segregation of Duties
- ISD 784 APPLETON
INTERNAL CONTROL/MANAGEMENT FINDINGS
Financial Management - Segregation of Duties
- ISD 786 BERTHA-HEWITT
INTERNAL CONTROL/MANAGEMENT FINDINGS
Fixed Assets
- ISD 787 BROWERVILLE
INTERNAL CONTROL/MANAGEMENT FINDINGS
State and/or Local Compliance
- ISD 789 CLARISSA
INTERNAL CONTROL/MANAGEMENT FINDINGS
Fixed Assets
- ISD 790 EAGLE BEND
INTERNAL CONTROL/MANAGEMENT FINDINGS
Fixed Assets
- ISD 791 GREY EAGLE
INTERNAL CONTROL/MANAGEMENT FINDINGS
State and/or Local Compliance
- ISD 793 STAPLES
INTERNAL CONTROL/MANAGEMENT FINDINGS
State and/or Local Compliance
- ISD 806 ELGIN-MILLVILLE
INTERNAL CONTROL/MANAGEMENT FINDINGS
Financial Management - Segregation of Duties
State and/or Local Compliance
- ISD 809 MAZEPPA
INTERNAL CONTROL/MANAGEMENT FINDINGS
Financial Management - Segregation of Duties
- ISD 810 PLAINVIEW
INTERNAL CONTROL/MANAGEMENT FINDINGS
Financial Management - Segregation of Duties
State and/or Local Compliance
- ISD 811 WABASHA
INTERNAL CONTROL/MANAGEMENT FINDINGS
State and/or Local Compliance

STATE OF MINNESOTA
OFFICE OF THE STATE AUDITOR
STATEWIDE SINGLE AUDIT
SUMMARY OF CROSSCUTTING FINDINGS
BY AGENCY TYPE
FOR THE YEAR ENDED JUNE 30, 1989

SCHOOLS AND RELATED AGENCIES

- ISD 813 LAKE CITY
INTERNAL CONTROL/MANAGEMENT FINDINGS
Financial Management - Segregation of Duties
- ISD 819 WADENA
INTERNAL CONTROL/MANAGEMENT FINDINGS
State and/or Local Compliance
- ISD 821 MENAUGA
INTERNAL CONTROL/MANAGEMENT FINDINGS
Financial Management - Segregation of Duties
- ISD 827 NEW RICHLAND
INTERNAL CONTROL/MANAGEMENT FINDINGS
Financial Management - Segregation of Duties
- ISD 829 WASECA
INTERNAL CONTROL/MANAGEMENT FINDINGS
State and/or Local Compliance
- ISD 830 JANESVILLE
INTERNAL CONTROL/MANAGEMENT FINDINGS
Financial Management - Segregation of Duties
- ISD 833 SOUTH WASHINGTON COUNTY
INTERNAL CONTROL/MANAGEMENT FINDINGS
Fixed Assets
Financial Management - Adequacy/Propriety of Procedures
- ISD 834 STILLWATER
INTERNAL CONTROL/MANAGEMENT FINDINGS
Financial Management - Segregation of Duties
State and/or Local Compliance
- ISD 837 MADEIRA
INTERNAL CONTROL/MANAGEMENT FINDINGS
Revenue/Receivables
Financial Management - Segregation of Duties
State and/or Local Compliance
- ISD 840 ST JAMES
INTERNAL CONTROL/MANAGEMENT FINDINGS
State and/or Local Compliance
- ISD 850 ROTHSAY
INTERNAL CONTROL/MANAGEMENT FINDINGS
Financial Management - Segregation of Duties
- ISD 857 LEWISTON
INTERNAL CONTROL/MANAGEMENT FINDINGS
Financial Management - Segregation of Duties
Financial Management - Adequacy/Propriety of Procedures
- ISD 858 ST CHARLES
INTERNAL CONTROL/MANAGEMENT FINDINGS
Financial Management - Segregation of Duties
- ISD 861 WINONA
INTERNAL CONTROL/MANAGEMENT FINDINGS
State and/or Local Compliance
- ISD 877 BUFFALO
INTERNAL CONTROL/MANAGEMENT FINDINGS
State and/or Local Compliance

STATE OF MINNESOTA
OFFICE OF THE STATE AUDITOR
STATEWIDE SINGLE AUDIT
SUMMARY OF CROSSCUTTING FINDINGS
BY AGENCY TYPE
FOR THE YEAR ENDED JUNE 30, 1989

SCHOOLS AND RELATED AGENCIES

ISD 880 HOWARD LAKE
INTERNAL CONTROL/MANAGEMENT FINDINGS
State and/or Local Compliance

ISD 894 GRANITE FALLS
INTERNAL CONTROL/MANAGEMENT FINDINGS
Financial Management - Segregation of Duties

ISD 911 CAMBRIDGE-ISANTI
INTERNAL CONTROL/MANAGEMENT FINDINGS
Financial Management - Segregation of Duties

ISD 913 WALDORF-PEMBERTON
INTERNAL CONTROL/MANAGEMENT FINDINGS
State and/or Local Compliance

ISD 914 ULEN-HITTERDAL
INTERNAL CONTROL/MANAGEMENT FINDINGS
Financial Management - Segregation of Duties

MARTIN COUNTY SPEC ED COOP
INTERNAL CONTROL/MANAGEMENT FINDINGS
Cash Management

MEEKER-WRIGHT SPECIAL ED COOP
INTERNAL CONTROL/MANAGEMENT FINDINGS
Financial Management - Segregation of Duties
State and/or Local Compliance

METROPOLITAN ECSU
INTERNAL CONTROL/MANAGEMENT FINDINGS
Financial Management - Segregation of Duties

MIDWEST SPECIAL ED COOP
INTERNAL CONTROL/MANAGEMENT FINDINGS
Financial Management - Segregation of Duties

MINNESOTA VALLEY COOPERATIVE
INTERNAL CONTROL/MANAGEMENT FINDINGS
Financial Management - Segregation of Duties

MOWER COUNTY SPECIAL ED COOP
INTERNAL CONTROL/MANAGEMENT FINDINGS
Financial Management - Segregation of Duties

NE METRO INTERDISTRICT NO 916
INTERNAL CONTROL/MANAGEMENT FINDINGS
State and/or Local Compliance

NORTH COUNTY VOCATIONAL CENTER
INTERNAL CONTROL/MANAGEMENT FINDINGS
Financial Management - Segregation of Duties

NORTHEAST ED COOP SERVICE UNIT
INTERNAL CONTROL/MANAGEMENT FINDINGS
Financial Management - Adequacy/Propriety of Procedures
State and/or Local Compliance

NW MN ED COOP SERVICE UNIT
INTERNAL CONTROL/MANAGEMENT FINDINGS
Financial Management - Segregation of Duties
Financial Management - Adequacy/Propriety of Procedures
State and/or Local Compliance

STATE OF MINNESOTA
 OFFICE OF THE STATE AUDITOR
 STATEWIDE SINGLE AUDIT
 SUMMARY OF CROSSCUTTING FINDINGS
 BY AGENCY TYPE
 FOR THE YEAR ENDED JUNE 30, 1989

SCHOOLS AND RELATED AGENCIES

NW REGION INTERDISTRICT COUNCIL
 INTERNAL CONTROL/MANAGEMENT FINDINGS
 Financial Management - Segregation of Duties

RED LAKE FALLS SPEC ED COOP
 INTERNAL CONTROL/MANAGEMENT FINDINGS
 State and/or Local Compliance

RIVER BEND SPECIAL ED COOP
 INTERNAL CONTROL/MANAGEMENT FINDINGS
 State and/or Local Compliance

SOUTH CENTRAL ED COOP SER UNIT
 INTERNAL CONTROL/MANAGEMENT FINDINGS
 Financial Management - Segregation of Duties

SOUTH CENTRAL SP ED COOP
 INTERNAL CONTROL/MANAGEMENT FINDINGS
 Financial Management - Segregation of Duties

SOUTHEASTERN MN SP ED COOP
 INTERNAL CONTROL/MANAGEMENT FINDINGS
 Financial Management - Segregation of Duties
 General Administration

SOUTHERN MN SPCL SERVICES COOP
 INTERNAL CONTROL/MANAGEMENT FINDINGS
 Financial Management - Segregation of Duties
 State and/or Local Compliance

SSD 1 MINNEAPOLIS
 INTERNAL CONTROL/MANAGEMENT FINDINGS
 Financial Management - Adequacy/Propriety of Procedures

SSD 6 SOUTH ST PAUL
 INTERNAL CONTROL/MANAGEMENT FINDINGS
 Financial Management - Segregation of Duties

ST PETER INTERDIST SP ED COOP
 INTERNAL CONTROL/MANAGEMENT FINDINGS
 Financial Management - Segregation of Duties

TRI-COUNTY COOPERATIVE CENTER 946
 INTERNAL CONTROL/MANAGEMENT FINDINGS
 Financial Management - Segregation of Duties
 State and/or Local Compliance

WASIOJA AREA SP ED COOP
 INTERNAL CONTROL/MANAGEMENT FINDINGS
 Financial Management - Segregation of Duties
 State and/or Local Compliance