

Effective July

2021

through June 30, 2022

Updated 9.10.21

A person wearing a camouflage jacket, a tan Carhart cap, and a neck gaiter is smiling and holding a squirrel. The background is a dense forest of evergreen trees.

MINNESOTA HUNTING & TRAPPING REGULATIONS



DEPARTMENT OF
NATURAL RESOURCES

> mndnr.gov/hunting

SHARE
THE
PASSION

#huntmn

FIREWOOD ALERT!

You have the power to protect forests and trees!

BUY IT WHERE YOU BURN IT.

Pests like the invasive emerald ash borer can hitchhike in your firewood. You can prevent the spread of these damaging insects and diseases by following these firewood tips:

- ▶ Buy locally harvested firewood at or near your destination.
- ▶ Buy certified heat-treated firewood ahead of time, if available.
- ▶ Gather firewood on site when permitted.

What might be in your firewood?

GYPSY MOTH is a devastating pest of oaks and other trees. Female moths lay tan patches of eggs on firewood, campers, vehicles, patio furniture — anything outside! When these items are moved to new areas, this pest gets a free ride.

SPOTTED LANTERNFLY sucks sap from dozens of tree and plant species. This pest loves tree-of-heaven but will feed on black walnut, white oak, sycamore, and grape. Like the gypsy moth, this pest lays clusters of eggs on just about any dry surface, from landscaping stone to firewood!



ASIAN LONGHORNED BEETLE will tunnel through, and destroy, over 20 species of trees — especially maple trees. The larvae of this beetle bore into tree branches and trunks, making it an easy pest to accidentally transport in firewood.

EMERALD ASH BORER — the infamous killer of ash trees — is found in forests and city trees across much of the eastern and central United States. This insect is notoriously good at hitching rides in infested firewood. Don't give this tree-killing bug a ride to a new forest, or a new state!

**DON'T MOVE
FIREWOOD.org**

This graphic is for illustrative purposes only. Many of these pests will only infest certain types of trees, making it very unlikely for a single log to contain all species as shown.

Visit dontmovefirewood.org for more information.



IT'S **FEDERAL**  *SEASON*



THIS HUNTING SEASON, JOIN SPORTSMEN ACROSS MINNESOTA
AND REACH FOR THE ABSOLUTE AUTHORITY IN AMMUNITION.

BUY NOW AT [FEDERALPREMIUM.COM](https://www.federalpremium.com)

©2021 FEDERAL AMMUNITION

Paid Advertisement

DEERSKIN TANNING



CUSTOM MADE:
Garments, Gloves, Mittens
& Accessories



Century Leather Products

Owatonna, MN

507-451-0762 • www.clpuber.com

Paid Advertisement

For All Your Hunting Needs

Dunham's
SPORTS®

18% OFF*

**Regular Price Of Any One Item
In Stock With Coupon**

Exclusions may be mandated by the manufacturers. *Excludes:
Firearms, ammunition, licenses, Nike, Perception, select TaylorMade,
select Callaway, Carhartt, Costa, Crocs, Merrell footwear, Oakley,
Ray-Ban, New Balance, Terrain Blinds, Under Armour, Yeti, Columbia,
Garmin, Tennis balls, Titleist golf balls, GoPro, Nerf, Lego, Leupold,
Fitbit, arcade cabinets, bats and ball gloves over \$149.98, shanties,
large bag deer corn, GPS/fish finders, motors, marine batteries,
motorized vehicles and gift cards. Not valid for online purchases.
Cannot be used with another offer, coupon, current sale or clearance
item. Only one coupon per customer. Not valid on previous purchases.
Void if copied. Not for resale. Dunham's Sports reserves the right to
terminate this coupon/offer/discount at any time, without prior notice.

Coupon Expires July 31, 2022



32878000000000

21-P-212

Paid Advertisement



**OUTDOOR WOOD &
WOOD PELLET FURNACES**



CentralBoiler.com
218-782-2575

ALTOZ®
ALWAYS AHEAD®



Altoz.com
218-782-5869

Paid Advertisement

©2021 Central Boiler/Altoz | ad7705

WHAT'S YOUR WARRIOR?

GOARMY.COM

CALLING ALL ADVENTURE SEEKERS.

The U.S. Army is where you can create your own future. It's where you can find opportunity in over 150 disciplines, including science, intelligence, aviation, engineering, law, and more. Join us, and you can take on anything.




For opportunities in Minnesota,
TEXT 'HUNTFISH' to GOARMY (462769)

©2020. Paid for by the United States Army. All rights reserved.

Paid Advertisement

GIVE YOUR HOBBY SPACE TO GROW.



LET'S MAKE YOUR PLANS A REALITY, TOGETHER.

We see potential in your plans. If you're looking for bare land, hunting ground or other recreational property, we provide a unique perspective and offer insights that make the financing process easier. Our rec land financing solutions — **including long-term fixed rates, flexible loan terms, competitive rates and options** — are designed to fit your needs. And our experienced financial team will guide you every step of the way.

Partner with us to make
your goals possible.

[COMPEER.COM/RECLAND](https://compeer.com/recland)



COMPEER
FINANCIAL®

(844) 426-6733 | #CHAMPIONRURAL



Compeer Financial can provide assistance with financing and operations based on historical data and industry expertise. Compeer does not provide legal advice or certified financial planning. Compeer Financial is an equal opportunity employer and provider, and an equal credit opportunity lender. © 2021 All rights reserved.

POWER AND DEPENDABILITY FOR THE LONG HAUL.

2021 SILVERADO



Chevy Silverado is hardworking, smart and built on a legacy of dependability and long-lasting durability. Offering the most functional bed in its class, more cargo volume than any other pickup plus more camera views than any other competitor. Throw in six powerful engine choices and Silverado gives you all the tools you need to get the job done right – every time.

**FIND
NEW
ROADS™**



**CHEVROLET SILVERADO.
OFFICIAL TRUCK OF THE MINNESOTA
DEER HUNTERS ASSOCIATION.**

VISIT ChevyDealer.com TO FIND YOUR NEAREST DEALER.

Paid Advertisement

TABLE OF CONTENTS

For complete regulations, consult the state statutes and rules. Waterfowl, bear, wild turkey, and elk regulations can be found online.

Trespass	9
Hunting Licenses	12
Stamps	21
General Hunting Information	24
Accessible hunting options	26
All-terrain vehicles for hunting	27
Dogs	28
Using lights, night vision, drones, or wireless devices	30
Blaze clothing requirements	33
Youth Hunting	34
Youth deer season	36
Small Game	41
Seasons, bag limits, shooting hours	44, 47
Trapping	48
Big Game.....	57
Deer Hunting	58
Bag limits	64
Chronic wasting disease	68
★NEW—Sampling station locations for chronic wasting disease..	72
Deer feeding ban	79
Venison donation program	80
Firearms, archery, and muzzleloader seasons	80-83
Early antlerless season and youth deer season	81
Special hunts	84
Public Lands and Refuges	97
Contact Information	119
Sunrise/Sunset Table	121

Cover images:

Hunting photograph by: Dean Paron

Landscape photo by: Lori Stein

The sale of advertising pays for a portion of this publication. The state of Minnesota and the Minnesota Department of Natural Resources neither endorse products or services listed nor accept any liability arising from the use of products or services listed.

NEW FOR 2021

Deer

- Special CWD regulations, including mandatory disease testing and carcass movement restrictions are in effect in a number of areas. See page 68-79.
- Deer permit areas 110, 184 197, 233, 342, and 169 west of highway 6 have been added to the CWD surveillance zone. See page 70.
- CWD zone names have been simplified to three labels: management zone, control zone and surveillance zone.
- Bag limit labels have changed:
 - › Lottery is now → antlerless permit lottery
 - › hunter choice is now → either sex
 - › managed is now → two-deer limit
 - › intensive is now → three-deer limit
 - › unlimited antlerless is now → five-deer limit
- Crossbows may be used during the youth deer season by youth who possess a youth firearms license and during the early-antlerless season by hunters who are hunting under a firearms deer license.
- The early antlerless deer season has been expanded to include more deer permit areas. See page 81.
- Several changes to permit area boundaries are depicted on the 2021 Deer Season Area Map. Affected permit areas include 169, 171, 172, 173, 179, 184, 197, 237, 259, 275, 276, 277, 281, 282, 283, and 295. Find precise detail in the online interactive deer map at mndnr.gov/hunting/deer/map.html.
- The Camp Ripley Archery Hunt is a three-day hunt, October 29 - 31. Applicants must apply for the lottery by August 20.
- Late CWD hunts will be held in DPAs 343, 605, 643, 645, 646, 647, 648, 649, and 655, December 17 - 19 and December 31 - January 2. See page 83.

Small Game

Sharp-tailed grouse hunting is closed this year in the east-central portion of the state. Details are on page 43.

Lac qui Parle Game Refuge

Open water fishing in the posted closed area has been extended to November 1.

Night vision equipment

Persons legally taking coyote or fox may use night vision or thermal imaging equipment, including infrared illuminators (IR) to enhance night vision equipment. This does not apply when hunting other species or during the regular firearms deer season. Details are on page 30.

Combination-type license requirement

Any combination (married couple) type license will now require each spouse to have a complete customer record on file. This includes the full name, date of birth, social security number and if a Minnesota resident age 21 or over you must present your current driver's license or current Minnesota identification card. If purchasing at an agent location, both spouses need to be present. If both spouses aren't present, one spouse may purchase their part of the license and their spouse may obtain their license later at no charge. To verify or create a new customer record visit any agent location or call 877-348-0498 or 651-297-1230 (M-F 8 a.m. to 4:30 p.m.).

TRESPASS LAW

The trespass law applies to all outdoor recreation, including: hunting, boating, fishing, trapping, hiking, and camping. When taking part in outdoor recreation, you may not enter legally posted land or agricultural land without permission.

Landowners, lessees, or authorized managers need only post their land once a year. The signs must be placed at intervals of 1,000 feet (500 feet in wooded areas) or signs may be placed at primary corners of each parcel and at access points to the property. Signs must state “No Trespassing,” or similar words, in 2-inch high letters and have either the signature or the name and telephone number of the landowner, lessee, or manager.

There can be civil or criminal penalties for violation of the trespass laws with maximum fines up to \$3,000 and license revocation. All conservation officers and peace officers enforce trespass laws. If you have doubts about whether you may be trespassing on private land, ask the landowner for permission.

Restrictions

- A person may not enter legally posted land for outdoor recreation purposes without permission.
- A person may not enter agricultural land for outdoor recreation purposes without permission.
- A person may not remain on or return within one year to any private land for outdoor recreation purposes after being told to leave by the owner, occupant or lessee.
- On another person's private land or a public right-of-way, a person may not discharge a firearm within 500 feet of a building occupied by humans or livestock without written permission of the owner, occupant or lessee of the building. This does not apply to people hunting on their own property.
- A person may hunt from the water, a private shooting preserve, or from public land that is within 500 feet of a building occupied by humans or livestock.
- A person may not discharge a firearm within 500 feet of a corral of one acre or less confining livestock for the purpose of normal livestock holding or sorting operations without permission. This does not apply to persons hunting during an established season on state or local government-owned land that is not road right-of-way.
- A person may not take a wild animal on any land where the person is prohibited from lawfully entering by this law. This prohibition includes coyote hunters intentionally running their dogs on posted or agricultural land without permission of the landowner, occupant, or lessee.
- A person may not wound or kill another person's domestic animal, destroy private property, or pass through a closed gate without returning it to the original position.

Exceptions

- A person on foot may, without permission, enter land that is not posted to retrieve a wounded wild animal that was lawfully shot, but may not remain on the land after being told to leave.

Continued on next page

- A person on foot may, without permission, enter private land without a firearm to retrieve a hunting dog. After retrieving the dog, the person must immediately leave the premises. This exception does not authorize the taking of the wild animal.
- A person on foot may, without permission, enter land that is posted with “Walk-In Access” signs.

Permission is required on agricultural land even if it’s not posted

Hunters and trappers must always respect private lands. Ask first before entering lands not posted as being open to hunting and trapping.

Notification to stay off private land, authorization to remove a sign posted to prevent trespass, or legal permission to enter private land or to take wild animals near occupied buildings or corrals, may only be given by the owner, occupant, or lessee.

What is agricultural land?

“Agricultural land” is land that: 1) is plowed or tilled; 2) has standing crops or crop residues; 3) is within a maintained fence for enclosing domestic livestock (including horses); 4) is planted to native or introduced grassland or hay land; or 5) is planted to short-rotation woody crops (hybrid poplar and other woody plants that are harvested for their fiber within 15 years of planting).

Posting is not required on lands considered agricultural, including:

- All planted grassland and hay land.
- All hybrid poplar and other woody plants harvested for fiber within 15 years of planting.
- Riparian buffers required by law.
- Land enrolled in Conservation Reserve Enhancement Program (CREP) or Reinvest in Minnesota (RIM).

Land that is brush or trees should be posted. When the agricultural status of land is not clear, verbal notice should be given to trespassers before enforcement can occur.

Water access and recreational use

What is lawful access?

A stream or lake is lawfully accessible if there is a public access, or if public land or a public road right-of-way abuts the surface of the water, or if you have permission to cross private land to reach the surface of the water.

What is recreational use?

Recreational use includes boating, swimming, fishing, hunting, trapping, and similar activities. It includes walking in the water in connection with such activities regardless of who owns the land beneath the surface of the water.

What waters are open to recreational use?

A stream or lake is open to recreational use over its entire surface if it is capable of recreational use and if it is lawfully accessible. Any water that will float a canoe is capable of recreational use, but other waters may also qualify depending upon the circumstances.

Continued on next page

Landowner liability

An owner who gives written or oral permission for the use of the land for recreational purposes without charge does not, by that action:

- extend any assurance that the land is safe for any purpose,
- confer upon the person the legal status of an invitee or licensee to whom a duty of care is owed, or
- assume responsibility for or incur liability for any injury to the person or property caused by an act or omission of the person.

Road right-of-way

Some road right-of-ways are not owned by a unit of government. In these instances the landowner has granted an easement for vehicle and foot travel. The landowner generally retains authority to restrict access for hunting or trapping and may prohibit trespass by posting the land or by verbally directing hunters and trappers to leave the easement. It's always best to ask permission if in doubt about the ownership of a road ditch area. County or township offices also may be able to help determine the ownership status of a road ditch.

Helpful examples of road right-of-way ownership and public use include:

- Hunting is not allowed on Interstate Highway right-of-ways.
- State highways are most often owned by the state, but there may be a mix of easements and state ownership.
- County roads may be owned by the county, or there may be easements. Roadways with easements tend to be gravel, while roads owned by the county tend to be paved. Road surface is a visual indicator of the ownership but is not an absolute condition.
- Township roads are generally easement and not owned by the township, but some township roads are owned by the township. As is the case with county roads, road surface can be a visual indicator of the ownership.
- The ownership or easement status can vary on any one stretch of road, and can vary from road to road.

Visually, the road right-of-way is improved and maintained, and you will normally notice a change in the property—including such things as ditches, fence lines, etc. The actual distance from the center of the road that is improved and maintained can vary under ownership or easement, and from one location to another.

Federal aid in wildlife restoration

Minnesota's rich outdoor heritage is enjoyed by all. When you purchase a rifle, ammunition, archery equipment, and other sporting gear, you pay a federal excise tax and import duties. Since 1937, this money has been collected by the federal government and redistributed to the states using a formula based on hunting license sales and the state's land area.

These funds support projects, habitat management, wildlife management areas, technical guidance, population management, wildlife inventory and surveys, wildlife land acquisition, and hunter education, recruitment and retention.



HUNTING LICENSES

A license to take wild animals continues to be valid for the balance of the license period even if the licensee's age, residency, or student qualification status changes. Prices do not include additional issuing fees.

Youth licenses for wild turkey, deer (qualified by age of licensee on the opening day of the statewide A deer season), bear and elk are qualified by the age of licensee on the opening day of the season. Youth licenses for species that may be taken under a small game license are qualified by the age of the licensee on September 1.

There is a \$1 agent fee associated with licenses, including some free licenses. Sport, super sport and deer licenses include \$1 for the deer/bear management account, and 50 cents for emergency feeding and wild cervidae-deer family health.

The 72-hour licenses include \$3.75 pheasant stamp account, \$3.75 waterfowl stamp account, and \$3.25 small game surcharge.

What is a resident?

To qualify as a resident, a person must maintain a legal residence in Minnesota for at least 60 consecutive days before purchasing a license.

- Residents 21 years of age or older must provide a current Minnesota driver's license or Minnesota public safety ID card or have a receipt for an application for a Minnesota driver's license or Minnesota public safety ID that is at least 60 days old.
- A nonresident under age 21 whose parent is a Minnesota resident is considered a resident.

What is a nonresident?

A nonresident is anyone who does not meet the definition of a resident.

What licenses do nonresidents need?

- A nonresident under age 18 may obtain a small game license at the resident fee if the nonresident possesses a firearms safety certificate.
- Nonresidents under age 16 are not required to possess a small game license.
- A nonresident under age 14 must be accompanied by a parent or guardian to take small or big game.
- Nonresidents may trap in Minnesota only on their own land and with a nonresident trapping license.
- Nonresidents may not take raccoon or bobcat without a furbearer raccoon/bobcat (nonresident) license and a nonresident small game license.

Licenses for nonresident students

What if I'm not a state resident but am a full-time student at a Minnesota school, college or university?

By showing a fee statement and providing proof you live in Minnesota during the school year, you may purchase a small game, deer or bear license at the resident rate.

What if I'm a foreign exchange student residing with Minnesota residents?

By showing proof, you may purchase a deer or bear license at the resident rate.

Licenses for military personnel

Can veterans with disabilities take antlerless deer w/out a lottery permit?

Yes, with the appropriate deer license, veterans with a 100 percent service connected disability may take a deer of either sex in any area except bucks-only areas

What if I'm a resident in the military stationed outside the state?

You may hunt small game without a license while on leave. You also do not need a Minnesota Waterfowl Stamp or Pheasant Stamp but must have a Federal Duck Stamp to hunt waterfowl. You may hunt deer, bear, and wild turkeys without charge after obtaining the appropriate licenses and tags by presenting official leave papers to a license agent. Deer bonus permits may be purchased. You must carry proof of residency and official leave papers while hunting. Residents must possess a current Minnesota driver's license or public safety identification.

What if I'm not a state resident but am the spouse of a Minnesota resident on active military duty?

By showing proof, you may purchase hunting licenses at the resident rate.

What if I'm a resident home on leave or have been discharged from active service outside the country in the past 24 months?

You may take small game and fish without a license. Discharged residents must carry proof of residency and official discharge papers. Any required tags may be obtained at no fee.

You are eligible for a free deer license, valid for a deer of either sex, except in bucks-only areas. Eligibility is limited to one deer license per person. Discharged residents must provide a current Minnesota driver's license or public safety identification card and a copy of their official discharge papers.

What if I have a 100 percent service-related disability?

Residents may obtain a free small game license and one free firearms, muzzleloader or archery deer license from an ELS license agent (state stamps not required).

What if I'm a nonresident active National Guard?

A nonresident active member of Minnesota's National Guard may obtain a resident license to take fish or game. This does not apply to elk.

Buying a license

Buy early

Avoid delays by buying hunting and fishing licenses far ahead of deadlines.

Where to buy

DNR's Electronic Licensing System (ELS) issues licenses through 1,500 license agents in Minnesota, on the DNR website at mndnr.gov/buyalicense or by calling 888-665-4236.

Online purchase of tags

Licenses that come with a tag may be purchased online. However, tags must be received by the licensee through the mail prior to participating in the activity. Licenses with tags may not be purchased on a mobile device.

Lifetime license

Lifetime license application forms are available online or by calling the DNR Information Center at 888-MINNDNR. Lifetime sports or small game license holders who meet license requirements and who plan to trap are required to have a free trapping endorsement on their renewal. There is no fee for a lifetime license renewal.

Lifetime Hunting Resident Individual			
License	Code	Age	Cost
Lifetime Sports (One Angling and one Small Game)	413	Age 3 and under	\$522
		Age 4 to age 15	\$710
		Age 16 to age 50	\$927
		Age 51 and over	\$603
Lifetime Small Game	412	Age 3 and under	\$223
		Age 4 to age 15	\$301
		Age 16 to age 50	\$430
		Age 51 and over	\$274
Lifetime Deer Hunting	414 Firearm, 410 Archery, 409 Muzzle	Age 3 and under	\$458
		Age 4 to age 15	\$607
		Age 16 to age 50	\$741
		Age 51 and over	\$528

ANYONE CAN REGISTER TO BE AN ORGAN, EYE & TISSUE DONOR



LifeSource

ORGAN, EYE AND TISSUE DONATION



www.DonateLifeMN.org

Have questions or input on deer-related topics? Our phone lines are open!

Area wildlife managers reserve time twice each year to dedicate time to focus on deer conversations.

When: Thursday, Aug. 26, 2021

Time: 10 a.m. to 6 p.m.

Where: Your phone

Visit mndnr.gov/areas/wildlife to find your local wildlife office contact information.

(Area managers always welcome calls from the public, so people who can't call during this dedicated time are encouraged to do so at their convenience.)

mn DEPARTMENT OF NATURAL RESOURCES

Resident Hunting

(Cost does not include issuing fee)

Category	Code	Subcategory	Description	Cost
APPRENTICE Validation	199	Born after 12/31/79, age 12 or over	Validation to allow an individual to hunt small game, bear, and deer without having completed hunter education firearms safety, must purchase additional required licenses. Limited to twice in a lifetime.	\$3.50
SPORTS	216	Individual Sports	Individual angling and small game license	\$41
	142	Individual Super Sports	Individual angling with trout stamps, small game license with pheasant and state waterfowl stamp, one deer license	\$100
	217	Married Combination Sports	Two angling and one small game license	\$57
	143	Married Combination Super Sports	Two angling with trout stamps, one small game license with pheasant and state waterfowl stamp, one deer license	\$126
SMALL GAME and TRAPPING	NA	Youth under age 16 Annual	Small Game License	Not Required
	208	Youth age 16-17 Annual	Small Game License	\$5
	211	Adult age 18 or over and under age 65 Annual	Small Game License	\$22
	100	Senior age 65 and over Annual	Small Game License	\$13.50
	144	Adult age 18 and over Consecutive 72-hour	Small Game License (72-hour state waterfowl and pheasant stamps included)	\$19
	671 672	Furbearer site validation coupons	Fisher/Marten (671) or River Otter (672)	Free
	218	Junior Trapping Annual age 13 to 17	Age 13 to 17 trapping license, small game license also required for 16-17	\$5
	214	Adult Trapping Annual age 18 or over and under 65	Age 18 and over trapping license, small game license also required. Trappers education may also be required.	\$23
	101	Senior Trapping Annual age 65 or over	Age 65 and over trapping license, small game license also required	\$11.50

Continued on next page

Category	Code	Subcategory	Description	Cost
STAMPS	229	Pheasant	Age 18 to 64 state pheasant validation	\$7.50
	226	State Waterfowl	Age 18 to 64 state waterfowl validation, federal migratory bird hunting validation also needed	\$7.50
TURKEY	600	Adult Lottery Application	Turkey Lottery Application Fee when needed	\$4
	619	Youth under age 13	Turkey Spring any weapon (any permit area and time period)	Free
	641	Youth under age 13	Turkey Fall any weapon (any permit area and time period)	Free
	601	Youth age 13 to 17	Turkey Spring any weapon (any permit area and time period)	\$5
	655	Youth age 13 to 17	Turkey Fall any weapon (any permit area and time period)	\$5
	610	Adult age 18 or over	Turkey Spring archery or firearm	\$26
	607	Adult age 18 or over	Turkey Spring archery (all time periods)	\$26
	650	Adult age 18 or over	Turkey Fall any weapon	\$26
WALK-IN ACCESS	190	Access Validation all ages	Walk-In Access Hunter Validation	\$3
	NA	Donation	Voluntary donation on small game and deer licenses	\$5 \$3 \$1
DEER	246	Youth age 10 to 12	Must obtain a free license to take big game (code 246 Archery, 247 Firearms, 248 Muzzleloader)	Free
	247	Youth age 10 to 12	Must obtain a free license to take big game (code 246 Archery, 247 Firearms, 248 Muzzleloader)	Free
	248	Youth age 10 to 12	Must obtain a free license to take big game (code 246 Archery, 247 Firearms, 248 Muzzleloader)	Free
	210	Youth age 13 to 17	Deer by Firearms	\$5
	209	Youth age 13 to 17	Deer by Archery	\$5
	204	Youth age 13 to 17	Deer by Muzzleloader	\$5
	212	Adult age 18 and over	Deer by Firearms	\$34

Continued on next page

Resident Hunting continued

Category	Code	Subcategory	Description	Cost
DEER continued	213	Adult age 18 and over	Deer by Archery	\$34
	203	Adult age 18 and over	Deer by Muzzleloader	\$34
	312	Zone Change	Deer Firearms Zone Change	\$5
	422	Early Season Antlerless	Deer Early Antlerless Season	\$8.50
	430	Bonus	Bonus Permit (of which \$1 goes to the venison donation program)	\$18
	201	Disease Management	Disease Management Antlerless Tag (600-series deer permit areas only)	\$15.00
	625	Application	Elk Application	\$4
	662	Application	Bear Application	\$4
	659	Youth age 10 to 12	Bear License. Must obtain a free license to take big game.	Free
	674	Youth age 10 to 12	Surplus Bear License. Must obtain a free license to take big game.	Free
ELK	676	Youth age 10 to 12	No Quota Bear License. Must obtain a free license to take big game.	Free
	643	Youth age 13 to 17	Bear License	\$5
	644	Youth age 13 to 17	Surplus Bear License	\$5
	642	Youth age 13 to 17	No Quota Bear License	\$5
	660	Adult age 18 and over	Bear License	\$44
	664	Adult age 18 and over	Surplus Bear License	\$44
	224	Adult age 18 and over	No Quota Bear License	\$44
	697	Bear Bait Drum	Surcharge (\$5 per drum)	\$5
	616	Application	Prairie Chicken Application	\$4
	617	License	Prairie Chicken License	\$23
PRAIRIE CHICKEN				

Continued on next page

Category	Code	Subcategory	Description	Cost
SANDHILL CRANE	250	Permit	Sandhill Crane Permit	\$3
GOOSE	520	License	Goose during a special September season	\$4
	521	Permit	Spring Light Goose Conservation Permit	\$2.50
WILD RICE	331	Season Permit	Wild Rice Season Harvest for age 18 and older	\$25
	332	One-day Permit	Wild Rice One-day Harvest for age 18 and older	\$15

Nonresident Hunting				
Category	Code	Subcategory	Description	Cost
APPRENTICE Validation (Nonresident)	199	Born after 12/31/79, age 12 or over	Validation to allow an individual to hunt small game, bear, and deer without having completed hunter education firearms safety, must purchase additional required licenses. Limited to two in a lifetime.	\$3.50
WALK-IN ACCESS (Nonresident)	190	Access Validation ALL ages	Walk-In Access Hunter Validation	\$3
SMALL GAME and TRAPPING (Nonresident)	146	Youth under age 16 Annual	Small Game License	Not Required
	206	Youth age 16 or over and under 18 Annual	Small Game License	\$5
	221	Adult age 18 or over Annual	Small Game License	\$102
	145	Adult age 18 or over Consecutive 72-hour	Small Game License (72-hour state waterfowl and pheasant stamps included)	\$75
	207	Trapping	Trapping (landowner only)	\$84

Continued on next page

Nonresident Hunting *continued*

Category	Code	Subcategory	Description	Cost
TURKEY (Nonresident)	600	Adult Lottery Application	Turkey Lottery Application Fee when needed	\$4
	594	Youth under age 13	Turkey Spring Archery or Firearm (any permit area and time period)	Free
	593	Youth under age 13	Turkey Fall Archery or Firearm (any permit area and time period)	Free
	602	Youth age 13 to 17	Turkey Spring Archery or Firearm (any permit area and time period)	\$5
	656	Youth age 13 to 17	Turkey Fall Archery or Firearm (any permit area and time period)	\$5
	611	Adult age 18 or over	Turkey Spring Archery or Firearm	\$96
	608	Adult age 18 or over	Turkey Spring Archery Only (non-lottery, all time periods)	\$96
	651	Adult age 18 or over	Turkey Fall (no lottery)	\$96
DEER (Nonresident)	247	Youth age 10 to 12	Must obtain a license to take big game	Free
	231	Youth age 13 to 17	Deer Firearms	\$5
	230	Youth age 13 to 17	Deer Archery	\$5
	236	Youth age 13 to 17	Deer Muzzleloader	\$5
	222	Adult age 18 or over	Deer Firearms	\$185
	223	Adult age 18 or over	Deer Archery	\$185
	237	Adult age 18 or over	Deer Muzzleloader	\$185
	322	Zone Change	Deer Firearms Zone Change	\$5
	423	Early Antlerless	Deer Early Antlerless Season	\$45
	431	Bonus	Bonus Permit (\$1 venison donation)	\$91
	201	Disease Management	Disease Management Antlerless Tag (600-series deer permit areas only)	\$150

Continued on next page

Category	Code	Subcategory	Description	Cost
BEAR (Nonresident)	662	Application	Bear Application	\$4
	659	Youth age 10 to 12	Bear License. Must obtain a free license to take big game.	Free
	674	Youth age 10 to 12	Surplus Bear License. Must obtain a free license to take big game.	Free
	676	Youth age 10 to 12	No Quota Bear License. Must obtain a free license to take big game.	Free
	646	Youth age 13 to 17	Bear License	\$5
	647	Youth age 13 to 17	Surplus Bear License	\$5
	645	Youth age 13 to 17	No Quota Bear License	\$5
	661	Adult age 18 or over	Bear License	\$230
RACCOON or BOBCAT (Nonresident)	667	Adult age 18 or over	Surplus Bear License	\$230
	225	Adult age 18 or over	No Quota Bear License	\$230
	228	License	Raccoon or Bobcat. Small game license also required.	\$183
SPECIAL GOOSE (Nonresident)	520	License	Goose during a special September season	\$4
	521	Permit	Spring Light Goose Conservation Permit	\$2.50
WILD RICE (Nonresident)	333	One-day Permit	Wild Rice One-day Harvest for all ages.	\$30

Stamps

Are stamps required to hunt ducks and pheasants?

Yes, for most hunters. Those who do not need pheasant or state waterfowl stamps include:

- Residents with a super sports license (state stamp validations included in the license).
- Residents and nonresidents hunting with a 72-hour license (state stamps not needed).
- Residents on military leave.
- Resident veterans with 100% service-connected disabilities who possess a veteran's disability hunting license.
- Residents and nonresidents hunting on commercial shooting preserves.
- Residents hunting pheasants on the land where they live.
- Residents and nonresidents hunting waterfowl on their own property.
- Stamps are not required for residents and nonresidents age 15 and under.

State pheasant stamp (validation requirements by age)

16-17 years old: resident-not required, nonresident-not required

18-64 years old: resident-required, nonresident-required

65 and over years old: resident-not required, nonresident-required

State waterfowl stamp (validation requirements by age)

16-17 years old: resident-not required, nonresident required

18-64 years old: resident-required, nonresident-required

65 and over years old: resident-not required, nonresident-required

Federal waterfowl stamp (validation requirements by age)

16-17 years old: resident-required, nonresident-required

18-64 years old: resident-required, nonresident-required

65 and over years old: resident-required, nonresident-required

Federal Waterfowl Stamps can be purchased at post offices or license agents.

Electronically issued Federal Duck Stamps are available at all of Minnesota's 1,500 electronic license vendors, beginning July 1. An electronically-issued federal stamp is valid for 45 days. Pictorial stamps, when received by mail, must be signed across the face and in the possession of the hunter.

Harvest Information Program (HIP) certification is required for resident and nonresident migratory bird or waterfowl hunters.



2021 Waterfowl Stamp art by Scot Storm



2021 Pheasant Stamp art by Stephen Hamrick

Frequently asked questions about hunting licenses

When do I need a hunting license?

- A person may not take, buy, sell, transport, or possess protected wild animals without a license, except as provided in this booklet.
- You are required to have your license in your possession while hunting or traveling to and from your hunting location.
- If you are ticketed for not having your license in possession, producing your license later will keep you from having to pay a fine.

I purchased the wrong deer license, can I change it?

Yes. A person who has purchased a regular or lifetime firearm deer license and wishes to change their season option (A or B) must submit their original license and tags before the season of the original license opens. There is a fee of \$5 (plus a \$1 issuing fee) for any change. Replacement licenses are available from any ELS license agent.

- Youth hunters may also change from a regular firearms deer license to a youth deer license, if they purchased the incorrect license.
- Archery licenses including lifetime licenses may be changed to firearm or muzzleloader licenses prior to the beginning of archery season. There is a fee of \$5 (plus a \$1 issuing fee).
- Regular firearm licenses including lifetime licenses may be changed to a muzzleloader or archery license prior to the beginning of the firearm season. There is a fee of \$5 (plus a \$1 issuing fee).

Do I need my social security number?

Yes. All persons must have their social security number on file with DNR.

How long is my license valid?

Hunting licenses are valid during legal seasons between March 1 and the last day of February.

Can I purchase a deer license after the start of a deer season?

Yes, but it may not be valid immediately. See page 59 for additional information.

Is my license valid if I hunt a lake that borders another state or province?

Persons acting under a Minnesota hunting or trapping license may only take wild animals on the Minnesota side of the border.

What if I lose my license?

You can go to any license agent and have them print a duplicate license. The fee is \$5.75 for a Big Game License and \$2.50 for all others.

Can I get a refund if I don't use my license?

Generally, license sales are final. A refund can only be issued if the licensee is unable to participate due to active military duty, cancelled military leave or death prior to opening of the season.

You may also request a refund if:

- You bought two licenses for the same season.
- You bought a license that wasn't required to participate in the activity.

The request for a refund must be received within 90 days of the original license purchase.

Questions about firearm safety certificates

Do I need a firearms safety certificate?

- If you were born after December 31, 1979, you must have a firearms safety certificate to purchase a license to hunt with a firearm.
- See pages 34-36 for youth requirements and exceptions.
- If you are on active duty and completed basic training in the U.S. Armed Forces, Reserves, or National Guard you may purchase a license or obtain approval that authorizes hunting without possessing a firearms safety certificate. Once discharged, you must obtain a firearms safety certificate.
- A replacement for a lost or destroyed firearms safety certificate can be obtained at any ELS license agent for \$3.50.
- A permit to carry a weapon under the Minnesota Personal Protection Act does not meet requirements for firearms safety.
- Firearms safety certificates are required for archery hunters ages 12-15.

I want to try hunting, but I don't have a firearms safety certificate. How can I go?

- The apprentice hunter validation is a short-term exclusion to the requirement for completing hunter firearms safety training that can be purchased where hunting licenses are sold. The validation may be purchased in two license years in a lifetime. The apprentice hunter must also obtain all applicable licenses and stamps.
- People who use an apprentice hunter validation must be within sight and hearing distance of an adult who has a valid license to hunt the same species of game. The accompanying adult may not use an apprentice hunter validation.
- When hunting turkey or prairie chicken, the accompanying adult must be licensed for the same season, but may be licensed for another time period. Otherwise, the accompanying adult may not shoot or possess a firearm or bow.

Have you moved or has your driver's license number changed?

If you have recently moved, please ask the license agent to update your address when you purchase your license. If your driver's license number or name has changed, please contact the DNR License Center at 877-348-0498 or 651-297-1230.

GENERAL HUNTING INFORMATION

The following are general hunting regulations. Regulations for specific game species follow.

Firearms, Bows and Crossbows

How do I legally transport my firearm?

A person may not transport a firearm, including a handgun, in or on a motor vehicle unless the firearm is:

- unloaded and fastened in a case so that no part of the firearm is exposed (a holster is not a legal case);
- unloaded and in the closed trunk of a motor vehicle; or
- a pistol or handgun authorized under the Minnesota Personal Protection Act.

Under the following circumstances, a person may transport unloaded, uncased firearms (excluding pistols) in a motor vehicle, including ATVs:

- while at a shooting range with permission.
- while lawfully hunting on private or public land or while travelling to or from a site the person intends to hunt or trap or has lawfully hunted that day.

Firearms must be transported unloaded and cased:

- within Anoka, Hennepin, or Ramsey counties.
- within the boundaries of a home rule, charter, or statutory city with a population of 2,500 or more.
- on school grounds.
- as otherwise restricted in laws related to game refuges, shining, thermal imaging or night vision laws.

What does unloaded mean?

Unloaded means a firearm without ammunition in the barrels or magazine, if the magazine is in the firearm. A flintlock ignition is unloaded if it does not have priming powder in a pan. A percussion ignition muzzleloader is unloaded if it does not have a percussion cap on a nipple.

How do I legally transport my bow?

Archery bows and crossbows may be transported uncased in a motor vehicle but cannot be armed with a bolt or arrow.

Can I shoot from my vehicle?

No person may take a wild animal with a firearm or bow from a motor vehicle, except hunters with a disability permit. See page 26.

Can I hunt with a handgun?

- Persons age 18 or older may carry a handgun to hunt or target shoot.
- Persons under age 18 who meet firearms safety requirements (see page 34) may carry handguns for hunting under the supervision of a parent or guardian.
- Unless authorized to carry a pistol or handgun under the Minnesota Personal Protection Act, a person may not possess a firearm while bow hunting for deer.
- A person may take bear and elk by archery while in possession of a firearm.

Continued on next page

- Persons authorized to carry a handgun or pistol under the Minnesota Personal Protection Act may carry it uncased and loaded while hunting and while traveling to or from hunting locations by motor vehicle.

Can I hunt with a crossbow?

- Persons age 60 and over with a valid archery license may take deer or turkey with a crossbow during the respective regular archery seasons.
- Persons hunting under a regular firearms license may take deer, bear or turkey with a crossbow during the respective firearms seasons. Any person may hunt during the fall wild turkey season with a crossbow.
- Persons with a disability who have a valid permit and archery license may also hunt with crossbows or use a bow with a mechanical device that draws, releases, or holds the bow at full draw. See page 57.
- Otherwise, a person may not hunt with or possess a crossbow in a motor vehicle during any hunting season unless it is not armed with a bolt or arrow.

If I'm not hunting deer, can I possess a firearm during the deer season?

No person may possess a firearm or ammunition outdoors five days before the firearms deer opener and ending the second day after the close of the season where deer may be taken by firearms, except:

- A person hunting big game with a valid firearms big game license in possession.
- Possession is also legal under these conditions:
 - › An unloaded firearm that is cased or in a closed trunk of a motor vehicle.
 - › A shotgun and shells containing No. 4 buckshot or smaller.
 - › A handgun or rifle with .22 caliber short, long, or long rifle, magnum or .17 caliber rimfire cartridges.
 - › Handguns by a person with a permit to carry a weapon under the Minnesota Personal Protection Act.
 - › On a target range or under a target range permit issued by a conservation officer.

This does not apply to the muzzleloader season. Muzzleloaders that are legal for deer may be possessed afield only by persons with a muzzleloader or firearms deer license during that season.

Protected and Unprotected Animals

Protected animals

Protected animals are all birds and mammals that may be taken as authorized during established hunting seasons.

Crows

- Crows may be taken without a license during the established hunting season or at any time when they are doing or are about to do damage.
- Electronic calls or sounds may be used for crow hunting.
- Crows may be taken with a legal firearm (shotgun not larger than 10 gauge, rifle, or handgun), bow and arrow, or by falconry.

Mammals

- All mammals for which hunting seasons are established in these regulations are protected mammals, but may be taken as authorized.

Continued on next page

- There is no open season on caribou, antelope, lynx, wolverine, cougar, wolf, moose or spotted skunk (“civet cat”).
- A person may not export or import a live coyote into the state unless authorized by the Commissioner.

Nongame bird species

Most bird species, including bobwhite quail, swans, hawks, owls, eagles, herons, bitterns, cormorants, loons and grebes may not be taken. Only designated game birds during open hunting seasons and unprotected birds may be taken.

Taking protected species

All protected species must be killed before being removed from the site where taken.

Unprotected animals

- Unprotected birds include house sparrows, starlings, common pigeons, Eurasian collared dove, chukar partridge, quail, other than northern bobwhite, and monk parakeets. These birds may be taken at any time.
- Unprotected mammals include: coyotes, plains pocket gophers, porcupines, red/pine squirrels (*Tamiasciurus hudsonicus*), striped skunks, and woodchucks. Mammals for which there are no closed seasons or other protection are also unprotected. These animals may be taken at any time.
- Unprotected birds and mammals may be taken in any manner, except with the aid of artificial lights or by using a motor vehicle to drive, chase, run over, or kill the animal. Exceptions for coyote hunters are on page 30.
- Poisons may be used only when the safety of humans and animals is ensured and in accordance with state and federal restrictions.

Do I need a license to hunt unprotected species?

No. Residents and nonresidents are not required to have a license to hunt unprotected species including coyote. Nonresidents may trap only on land they own in Minnesota with nonresident trapping and small game licenses.

What do “taking” and “possession” mean for hunters?

“Taking” means pursuing, shooting, killing, capturing, trapping, snaring, angling, spearing, or netting wild animals; or placing, setting, drawing, or using a net, trap, or other device to take wild animals. Taking also includes attempting to take wild animals or assisting another person in taking wild animals.

“Possession” means game animals are in a person’s possession whether on hand, in cold storage, in transport, or elsewhere.

Accessible Hunting Options

I have a disability. Can I get a permit to hunt from a vehicle?

Yes. A person with a disability who has the appropriate permit may take a wild animal with a firearm or by archery from a motor vehicle.

What does the permit allow?

Except in bucks-only areas, a person with a disability with a permit to shoot from a stationary motor vehicle may take a deer of either sex without an antlerless permit. Other members of the hunting party may not shoot antlerless deer for this person.

How do I get a permit?

Permits to shoot from a stationary motor vehicle may be issued by DNR Enforcement to a person who has a permanent physical disability that is more substantial than discomfort from walking.

Who qualifies for permits?

The permit recipient must: be unable to step from a vehicle without aid of a wheelchair, crutches, braces, or other mechanical support or prosthetic device; or be unable to walk any distance because of a permanent lung, heart, or other internal disease that requires the person to use supplemental oxygen to assist breathing.

Do I need to get my disability verified to get a permit?

Yes. The permanent disability must be verified in writing by a licensed physician, certified nurse practitioner or certified physician's assistant acting under the direction of a licensed physician or chiropractor. The applicant must possess a valid disability parking certificate or license plates issued by the Department of Public Safety.

How do I apply?

Permit applications are available online at mndnr.gov/licenses/special or from any DNR regional office. See contact information on page 119.

Are there other permits or exceptions for hunters with disabilities?

Yes. More information is available as noted on the following pages:

- Other Power-Driven Mobility Devices—permit allows hunters with mobility disabilities to operate a motorized device on DNR-owned lands. For more information, call the DNR Information Center at 888-MINNDNR (646-6367).
- Crossbows, pages 25 and 57.
- Special seasons, page 62.
- Blinds at some major wildlife management areas (WMAs), page 102.
- Deer stands at Agassiz, Rydell, Minnesota Valley, and Big Stone National Wildlife Refuge.

People with permanent physical disabilities may obtain a firearms hunting license with a provisional firearms safety certificate. While hunting, they must be accompanied and assisted by a parent, guardian or other adult.

All-terrain Vehicles for Hunting

What is considered an all-terrain vehicle?

For the purposes of these regulations, all vehicles not requiring Minnesota Department of Public Safety licensing, including motorized trail bikes, 3-wheelers, 4-wheelers, 6-wheelers, tracked vehicles, and other similarly manufactured or home-made vehicles.

A person may not intentionally operate:

- in most wildlife management areas, a state park, or a scientific and natural area, except as authorized in this booklet;
- in unfrozen public waters (lakes, rivers, streams and certain wetlands), or in calcareous fens;
- on a trail on public land that is designated or signed for non-motorized use only;
- on areas within public lands that are posted or where gates or other clearly visible structures are placed to prevent unauthorized motorized vehicle access; or to shoot at a wild animal from an all-terrain vehicle.

Are there special restrictions during deer season?

To reduce disturbance during the prime deer hunting times, operation of all-terrain vehicles and snowmobiles is restricted during the regular firearms deer season:

Licensed deer hunters

Licensed deer hunters must not operate an all-terrain vehicle or snowmobile on public or private property in an area where their license is valid except:

- Before legal shooting hours (½ hour before sunrise).
- From 11 a.m. until 2 p.m.
- After legal shooting hours (½ hour after sunset).
- On property they own.
- On private property with the landowner's permission.
- Under a permit issued by a conservation officer in an emergency or other unusual situation.
- For details on exceptions in the northwest, see the 2021 Deer Season Area Map insert and online mndnr.gov/hunting/deer/map.

Motor vehicles licensed for and being operated on public highways, or farm tractors being used for agricultural purposes, are exempt from this restriction.

Recreational riders

During the Statewide (A) Firearms Deer Season, trails and routes on state forest lands are closed to all recreational riding (all-terrain vehicles and snowmobiles) where deer may be taken by rifle (see the 2021 Deer Season Area Map).

Forest roads remain open to all-terrain vehicle use.

Operation in parks, refuges, and other managed areas

All-terrain vehicles and snowmobiles are not allowed in state parks, national wildlife refuges (see page 115), scientific and natural areas, or most wildlife management areas (see page 102). All-terrain vehicle use is regulated in state and national forests. (See rules on using public lands, pages 109 and 116.)

Additional regulations on motor vehicle operation can be found on the following pages:

- Wildlife management areas, pages 101-102
- State forests, pages 109-110
- Federal lands, pages 115-117

Dogs

When can I train my dog on public land?

Dogs may not be trained on DNR administered lands from April 16 to July 14. At other times a person training a dog afield and carrying a firearm may only have blank cartridges and shells in possession when the season is not open for any game bird, except by permit.

Dogs pursuing big game

No persons may allow their dog to chase or kill big game.

Continued on next page

Between January 1 and July 14, a dog that is observed wounding, killing, or pursuing in a way that endangers big game may be killed by any person. A peace officer or conservation officer may kill a dog that endangers big game at any time of the year. The officer or person is not liable for damages for killing the dog.

Be aware of other hunters

Other hunting seasons are open before, during, and after the deer season. Many hunters use dogs to hunt upland game, waterfowl, rabbits, raccoons, foxes, and coyotes. Dogs may not be shot if seen pursuing big game during the fall hunting seasons, except by a conservation or peace officer.

Dogs running game during closed seasons

- Rabbits, hares and foxes may be run by use of dogs during the closed season without being taken, except from April 16 - July 14.
- Raccoons may be run by the use of dogs during the closed season, without being taken, and without a license.

Dogs retrieving wounded deer and bear

A person may use a dog to locate and retrieve a wounded deer or bear as follows:

- The person attempting to locate the animal must have in possession a valid license to take the deer or bear.
- Dog handlers who do not have a valid hunting license must be accompanied by a licensed hunter with the license in possession.
- The licensed hunter and dog handler must be on foot and must wear blaze orange/pink.
- Any light used must be an artificial light carried in the hand or attached to the person.
- The dog must be on a leash no longer than 30 feet. The hunter or dog handler must physically control the leash at all times.
- The dog owner's name and telephone number must be on the dog while it is used to locate a wounded deer or bear.

Preventing and handling accidental trap catches

Knowledge of traps can help dog owners feel more comfortable when their dogs are in the field. The Idaho Department of Fish and Game has developed excellent information to help dog owners identify traps placed in a natural setting and release dogs that are accidentally caught in traps. Dog owners can find this information online at: <http://fishandgame.idaho.gov/public/hunt/?getPage=141>

In addition, the Minnesota DNR has kits and information that will be available for groups who want to handle traps and learn more about how to release dogs from traps. Information on contacting the DNR can be found on page 119.

Using Lights, Night Vision, Drones, or Wireless Devices

Can I legally use lights to look at deer?

A person may not cast artificial light (for example onto a highway or into a field, or forest, etc.) to locate or take a wild animal while possessing either individually or as one of a group, a firearm, bow or other implement that could be used to take big game, small game or unprotected species.

Shining lights generally

Shining is allowed for two hours after sunset without a firearm, bow or other implement to take wild animals. From two hours after sunset until sunrise, no person may cast artificial light on a highway or into a field or forest to locate a wild animal.

A person may not cast artificial light on land that is marked with signs prohibiting the shining of lights. The signs must:

- display letters that are at least 2 inches in height and state “no shining” or similar terms.
- be placed at intervals of 500 feet or less along the boundary of an area.

A person may not cast an artificial light onto fenced agricultural land or a residential property or building sites from a motor vehicle.

Exceptions:

- Without a firearm or a bow, a person who is on foot may use a handheld artificial light to retrieve wounded or dead big game animals.
- A person taking raccoons or tending traps in accordance with all other regulations in this booklet. See pages 43 and 50.

It is not a violation of this law to use laser range finders or shine lights without a firearm while doing any activity not related to spotting, locating or taking a wild animal. It is also not a violation to use an electronic range finder from ½ hour before sunrise until ½ hour after sunset while lawfully hunting wild animals.

Lights for hunting fox and coyote (January 1 - March 15)

A person hunting for coyote or fox from January 1 - March 15 may use an artificial light (either carried in the hand or attached to the person) under all of the following conditions:

- While on foot and not within a public right of way
- Using a shotgun
- Using a calling device
- Not within 200 feet of a vehicle

Night vision equipment

A person may not possess any kind of night vision or thermal imaging equipment while taking wild animals or while possessing a firearm, bow, or other implement that could be used to take wild animals.

This regulation does not apply when:

- ★ **NEW**—A person legally taking coyote or fox is using night vision or thermal imaging equipment, including the use of infrared illuminators to enhance night vision equipment. This exception does not apply when hunting other species or during the regular firearms deer season. There are additional firearms restrictions during the deer season, see page 25.

Continued on next page

- A firearm is unloaded, cased, and in the closed trunk of a motor vehicle; or a bow is cased or unstrung, and in the closed trunk of a motor vehicle.
- If the vehicle does not have a trunk, the firearm or bow must be placed in the rearmost location of the vehicle.

Can I use a drone when hunting?

Drones cannot be used to take big game or small game. It is also illegal to harass hunters, trappers or anglers with a drone. No person may use aircraft over a WMA in a manner that chases, herds, scares, or otherwise disturbs wildlife, except in emergencies or by authorization of the wildlife manager. Drones may not be flown over wildlife management areas.

Can I use wireless devices to take game?

- No. Using walkie talkies, cell phones, remote control or other radio equipment, including drones, to take big game or small game is unlawful.
- A person may use radio equipment without a permit to take unprotected wild animals.
- Dog training collars are allowed.
- Motorized decoys controlled by remote may be used for taking migratory waterfowl or mourning doves where allowed.
- A remote controlled animal noise caller can be used for crows, furbearing animals and unprotected animals.
- Unattended electronic devices may not be used for taking wild animals.

Storage, Possession and Sale of Wild Animals

Can someone store my game or pelts for me?

Yes, but the package must be plainly marked, in ink, with your name and address, your license number, and the number and species in the package.

What parts of animals may legally be bought or sold?

A person may possess, transport, buy, or sell these parts of lawfully taken game animals except for migratory game birds, which cannot be bought or sold: bones (including skulls), hooves, antlers, sinews, teeth, hides, claws. In addition, the flesh of lawfully taken beaver, muskrat, raccoon, rabbits, and hares may be bought, sold, and transported at any time. Skulls of game animals, including deer skulls with antlers attached may not be possessed without a permit unless they were lawfully taken.

A person may not sell bear meat or organs, including bear gall bladders, and may not sell bear paws unless attached to the hide.

Who can legally buy and sell pelts?

A hunter or trapper may sell the pelts of lawfully taken furbearers only to a licensed fur buyer. A person may not buy raw furs without a fur buyer's license, except a fur manufacturer or licensed taxidermist may buy raw furs from a licensed fur buyer.

Game for consumption at fund raising events

Nonprofit organizations may charge a fee for admission to fundraising events when lawfully taken and possessed big game and small game (excluding migratory game birds that cannot be sold under federal law), is donated to the organization and is served for consumption on the premises where the fundraising event is held. Records of donations must be kept for 2 years.

Wanton waste

A person may not wantonly waste or destroy a usable part of a protected wild animal.

Can I give game I harvest as a gift?

Yes, but a receipt containing: name and address of the owner; name and address of the recipient, date of transfer, description of the gift (for example: “Three, 1-pound venison steaks”) and the license number must remain with the gift.

I found a car-killed animal. Can I keep it?

Yes, but you must have a permit to possess protected wild animals, including deer, that have been killed by a vehicle. Permits are available from conservation officers and many local law enforcement agencies. See page 119 for contact information.

Hunting Outside Seasons, Controlled Substances, and Accidents

Is anyone allowed to hunt outside of state established deer seasons?

Indian bands may be hunting big game by firearms before and after state firearms seasons.

Members of the Fond du Lac band may hunt big game from late September through December in the 1854 ceded territory (Cook, Lake, eastern and southern St. Louis, most of Carlton, and extreme northern Pine counties).

Members of bands signatory to the 1837 Treaty (east-central Minnesota from Pine and Chisago counties west to the Mississippi River) may hunt deer after Labor Day through December.

Hunting while under the influence

You may not hunt or be afield with a loaded or uncased firearm or an uncased bow while under the influence of a controlled substance or with a blood-alcohol level of .08 or higher.

Hunter/trapper harassment prohibited

A person may not prevent or disrupt another person from taking or preparing to take a wild animal. A person may not disturb wild animals with the intent to prevent or disrupt another person from hunting.

What should I do if there's an accidental shooting?

A person who shoots and injures another person with a firearm, or believes that another person might be injured, and any witnesses to a shooting, must immediately investigate the extent of the person's injuries and give reasonable assistance, including calling law enforcement or medical personnel to the scene.

Enforcement

A person must allow inspection in the field of firearms, licenses, wild animals, motor vehicles, boats, or other conveyances used while taking or transporting wild animals.

Wild animals that are unlawfully taken, bought, sold or possessed may be seized and confiscated. The person may be liable for wildlife restitution in addition to criminal fines. Personal property such as firearms, traps and archery equipment that were unlawfully used may be seized and confiscated.

Blaze Clothing Requirements

Hunter safety is a top priority. Blaze clothing has been found to be one factor that has helped make hunting one of the safest sports/activities.

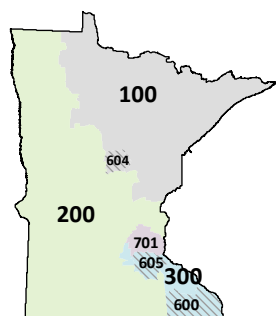
- All hunters and trappers in the field during the open firearms/muzzleloader deer seasons must display blaze orange or pink on the visible portion of the person's cap and outer clothing above the waist, excluding sleeves and gloves.
- When no firearms/muzzleloader deer season is open, a person may not take small game unless the visible portion of at least one article of clothing above the waist is blaze orange or pink. See exceptions noted below.
- Blaze orange or pink camouflage patterns are allowed and must be at least 50 percent blaze orange or pink within each square foot.

Exceptions: blaze clothing is not required during a firearms/muzzleloader deer season when:

- Hunting an area open only to archery hunting (no firearms hunting allowed)
- Hunting migratory waterfowl while on the water or in a stationary location
- Trapping while on the water

Exceptions: blaze clothing is not required when no firearms/muzzleloader deer season is open if:

- Taking small game while archery deer hunting in a stationary location
- Hunting turkey
- Hunting migratory birds
- Hunting raccoons and predators (coyote, fox, bobcat)
- Trapping furbearers
- Hunting small game by falconry
- Hunting bear



Deer Seasons

Archery	Sept. 18 - Dec. 31
Firearm Option Statewide (A) 100 Series and 604	Nov. 6 - 21
Firearm Option Statewide (A) 200 Series	Nov. 6 - 14
Firearm Option Statewide (A) 300 Series and all 600 series except 604	Nov. 6 - 14
Firearm Option Late Southeast (B) 300 Series and all 600 series except 604	Nov. 20 - 28
Metro Deer Management Zone (701) Statewide (A), Late Season (B) firearms license or muzzleloader license	Nov. 6 - 28
Muzzleloader	Nov. 27 - Dec. 12
Youth Season open statewide (see page 36)	Oct. 21 - 24
Early Antlerless Season (see page 81)	Oct. 21 - 24
NEW —Late CWD Hunts (343, 605, 643, 645, 646, 647, 648, 649, and 655)	Dec. 17 - 19 and Dec. 31 - Jan. 2

YOUTH HUNTING (RESIDENTS AND NONRESIDENTS)

Youth Hunting Licenses

Free or reduced price individual youth licenses are available for residents and nonresidents under age 18 for firearms deer, archery deer, muzzleloader deer, and small game. See pages 15-20. There is an issuing fee associated with licenses, including some free licenses.

Youth deer license privileges and restrictions

Privileges

- Residents and nonresidents under 18 may take a deer of either sex in antlerless deer lottery permit areas without having to apply for or obtain an antlerless permit.
- The youth firearms license is valid during the Youth Deer Season and the Statewide (A) and Late Southeast (B) seasons but not the Muzzleloader Season.

Restrictions

- Youth may not tag antlerless deer taken by another individual. Youth hunters must take and tag their own antlerless deer.
- Youth may not take antlerless deer in bucks-only deer areas.

Youth Firearms Safety Training Requirements

Demand for firearms safety training classes is high, and many classes fill very rapidly or have waiting lists. Youth may attend a class at age 11. Information on classes can be found online at mndnr.gov.

Firearms safety training certificate requirements by age:

- 11 years old and younger: not required
- 12 years old: required for big game and turkey; not required for small game
- 13-17 years old: required
- Firearms safety certificates are required for archery hunters ages 12 to 15.
- Apprentice hunter validation available in lieu of firearm safety certificate (see page 23).

Youth Firearms License Requirements

Big game

Age 9 and younger:

- May not hunt

Ages 10 and 11:

- Must possess free license
- Must be within immediate reach of parent or guardian
- Parents or guardians must be licensed if assisting the youth hunter

Continued on next page

Youth Firearms License Requirements *continued*

Age 12:

- Must possess free license
- Must be accompanied by parent or guardian
- Parents or guardians must be licensed if assisting the youth hunter

Age 13:

- Must possess reduced price youth license
- Must be accompanied by parent or guardian
- Parents or guardians must be licensed if assisting the youth hunter

Ages 14-17:

- May hunt on own
- Must possess a reduced price youth license

Small game

Ages 13 and under:

- May hunt without a license
- Must be accompanied by parent or guardian
- Parent or guardian must be licensed if assisting the youth hunter

Ages 14 and 15:

- May hunt on own without a license

Ages 16 and 17:

- Must possess reduced price youth small game license. Stamps may be required for some hunting seasons

Wild turkey

Ages 12 and under:

- Must possess a reduced price youth license
- Must be accompanied by parent or guardian
- Parent or guardian need not be licensed if they do not possess or shoot a firearm or bow
- Parent or guardian must have a firearm safety certificate if the youth hunter does not have one

Age 13:

- Must possess a reduced price youth license and be accompanied by parent or guardian
- Parent or guardian need not be licensed if assisting the youth hunter

Ages 14-17:

- Must possess a reduced price youth license; may hunt on own
- Parent or guardian need not be licensed if assisting the youth hunter

Trapping

Ages 4 and under:

- Fisher/marten, bobcat or otter must be included in the accompanying parent or guardian's limit

Continued on next page

Youth trapping requirements *continued*

Ages 12 and under:

- May trap without a license

Ages 13-15:

- Must have reduced price youth license
- Must complete trapper education (page 48)

Ages 16 and 17:

- Must have reduced price youth license
- Must complete trapper education (page 48)
- Must have reduced price youth small game license

Youth Deer Season

The youth firearms deer season will be held statewide October 21-24. Participant numbers are not limited and there is no special permit. Resident and nonresident youth are eligible.

Participation

- Youth ages 10 to 17 may participate. Youth ages 10 to 13 must be accompanied by an adult parent/guardian/mentor 18 or older. The adult does not need to be licensed.
- The accompanying adult cannot hunt in most areas and party hunting is not allowed (youth must tag their own deer). Adults may hunt in areas where the early antlerless season is open with the correct license. More about the early antlerless season is on page 81.
- Participation does not affect eligibility for the regular deer season; however, deer harvested during the youth season count toward the youth's annual statewide bag limit.

Requirements

- Participating youth must possess a valid firearm deer license (same as required for November deer season). Youth age 10, 11 and 12 must possess a free license. Youth age 12 and older must also have a firearms safety certificate or apprentice hunter validation.
- ✱ **NEW**—Crossbows may be used by youth who possess a youth firearms license during the youth deer season.
- An early antlerless deer license is not required for youth to participate in the youth deer season. Only youth who continue hunting in an area open for the early antlerless season after their youth license is filled need to possess an early antlerless license.
- Blaze orange/pink requirements apply to all hunters, trappers and adult mentors during this season.

Bag limit/bonus permits

- The bag limit is one deer of either sex, except antlerless deer may not be taken in bucks-only areas. Higher bag limits apply in areas where the early antlerless season is open; details are on page 81.
- Legal bucks must be tagged with the youth's firearm license. Bonus permits are not valid for legal bucks. Party hunting is not allowed.
- Deer permit area designations for the youth season are the same as the firearms season.

Continued on next page

- Youth must use their youth firearm license tag if they take an antlerless deer in a permit area designated lottery or either-sex. Bonus permits are not valid in these areas.
- Within 600 series areas, youth may use a disease management permit in place of a bonus permit to tag antlerless deer under a youth firearms license. Youth must possess an early antlerless permit to tag more than one deer in these areas under the concurrent early antlerless season.
- Outside 600-series deer permit areas, disease management permits are not valid.
- Early antlerless permits are only valid in areas designated open during the concurrent early antlerless season.
- The Whitewater State Game Refuge in Winona County is open to youth participating in the youth deer season. The game refuge and surrounding deer permit area (344) are not open for the early-antlerless season this year.
- Itasca State Park (Deer Permit Area 287) is closed to hunting during the youth deer season.

DPA designation	What type of deer can youth harvest during youth season?	Can youth use a bonus permit to tag an antlerless deer?
Bucks-only	1 antlered buck	No
Antlerless permit lottery	1 either-sex deer	No
Either-sex	1 either-sex deer	No
Two-deer limit	1 either-sex deer	Yes
Three-deer limit	1 either-sex deer	Yes
Five-deer limit	1 either-sex deer	Yes

Youth Small Game Hunts

Wild turkey

Mentored youth and adult turkey hunts are tentatively scheduled for April 2022. Visit mndnr.gov/discover for information.

Take-a-Kid Hunting Weekend (September 25-26)

Adult residents accompanied by a youth under age 16 may hunt small game without a license, according to regulations.

Learn to Hunt Upland Birds

Partnering with Pheasants Forever, the DNR is offering “Learn To” upland bird hunts to introduce youth, adults and families to upland bird hunting. Applications will be available through early September online at mndnr.gov/discover.

Sand Prairie WMA (Sherburne County)

Open during the spring turkey season for youths up to age 18. Regular spring turkey regulations apply.

Learn to Hunt Waterfowl (September)

Working with Ducks Unlimited, this hands-on experience is for 12 to 15 year olds with limited hunting opportunities. Apply online at mndnr.gov/discover.

Firearms Special Youth Deer Hunt Schedule

Bonus permits may be used to tag antlerless deer at all hunts. Application deadline is August 20. Rules found on page 39.

Area name	Hunt No.	No. of participants	Dates	Bag limit	Hunt type	CWD sampling	Orientation
Afton State Park	951	30	Nov. 6 - 7	2	Either-sex	Mandatory	Oct. 23
Banning State Park	965	6	Oct. 30 - 31	2	Either-sex	Voluntary	Oct. 30
Blue Mounds State Park	966	10	Nov. 20 - 21	2	Earn-a-buck	Not applicable	Nov. 19
Buffalo River State Park	959	12	Oct. 30 - 31	2	Earn-a-buck	Not applicable	No in person orientation
Camden State Park	967	12	Oct. 30 - 31	2	Earn-a-buck	Not applicable	Oct. 29
Itasca State Park	961	75	Oct. 9 - 10	2	Either-sex	Not applicable	Oct. 8 in person optional
Kilen Woods State Park	963	6	Oct. 30 - 31	1	Either-sex	Not applicable	Oct. 29
Lake Bemidji State Park	954	20	Oct. 15 - 17	2	Either-sex	Mandatory	Oct. 14
Lake Bronson State Park	969	10	Oct. 23 - 24	1	Either-sex	Not applicable	Oct. 22
Lake Shetek State Park	968	12	Nov. 20 - 21	2	Antlerless only	Not applicable	Nov. 19
Minneopa State Park	899	12	Nov. 20 - 21	2	Either-sex	Not applicable	Nov. 19
Rydell National Wildlife Refuge	957	15	Oct. 23 - 24	3	Either-sex	Not applicable	Oct. 17
Savanna Portage State Park	958	25	Oct. 23 - 24	2	Either-sex	Not applicable	Oct. 22
Sibley State Park	952	10	Oct. 30 - 31	1	Either-sex	Not applicable	Oct. 29
St. Croix State Park	956	90	Oct. 30 - 31	2	Either-sex	Mandatory	Oct. 23 or 29 optional if you attended a past orientation
Zippel Bay State Park	953	20	Oct. 16 - 17	2	Either-sex	Not applicable	No in person orientation

Archery Special Youth Deer Hunt Schedule

Area name	Hunt No.	No. of participants	Dates	Bag limit	Hunt type	CWD sampling	Orientation
Camp Ripley Military Reservation Youth Archery	950	175	Oct. 9 - 10	2	Either-sex	Not applicable	Oct. 8
Lake Alexander Woods TNC Youth Archery Hunt	955	20	Oct. 9 - 10	2	Either-sex	Not applicable	Oct. 8

Youth archery opportunity

Sand Prairie WMA (Sherburne County) is open during the regular archery deer season for youth ages 10 through 17. Regular archery deer rules apply.

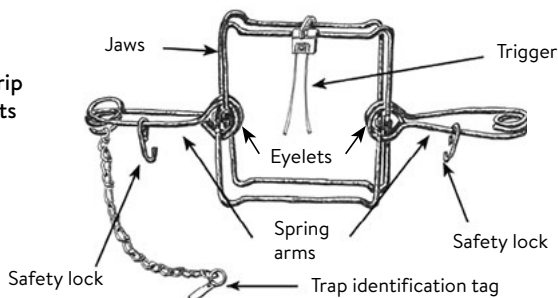
Special youth firearms deer or archery deer hunts

Applicants for youth firearms or archery special deer hunts (see above or page 38) must be 12-15 years old at the time of the hunt. Archery and firearms participants must have a firearms safety certificate and must obtain a license for taking deer by firearms (or archery for youth archery hunts), valid for any zone or season option, by the beginning date of the respective hunt. Blaze orange/pink requirements are in effect in areas open during firearms youth deer hunts. The rifle-shotgun boundary is in effect (see the 2021 Deer Season Area Map).

All participating youth must attend orientation as required by the hunt administrator prior to the hunt (details will be included in notices to successful applicants). An adult mentor, who may not hunt, must accompany participants during the orientation and the hunt. Each person must apply at an electronic license sales agent or the DNR License Center. Group applications and party hunting are not allowed. A drawing will be held if applications exceed available permits for each hunt. Unsuccessful applicants will receive preference for future youth hunt lotteries of the same type. Applicants may only apply for one youth archery hunt and one youth firearms hunt. Participation in a youth hunt does not affect one's eligibility to participate in the regular deer seasons, but harvested deer count toward a youth's annual statewide bag limit. The application deadline is August 20.

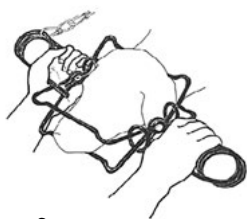
How to release a dog from a body-grip trap

A body-grip trap and its parts

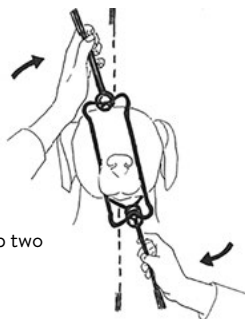


Continued on next page

If a dog is caught in a body-grip trap you have a brief time to safely release the animal. It is important to act as quickly as possible. We encourage dog owners to learn more about body-gripping traps and practice the techniques described here:



Step one



Step two

Step one: Immediately squeeze both springs and turn the trap so the jaws are not placing pressure on the dog's windpipe.

Step two: Compress one spring using two hands or a setting device until you're able to fasten the safety lock over the opposite side of each spring.

Step three: Secure the safety lock, which keeps the spring compressed. Again, use both hands on each spring if necessary. This relieves the pressure from one side of the trap.

Step four: Repeat the process for the other spring.

If you cannot squeeze the springs of the trap easily, there are a number of devices to help increase your leverage. You can use a leash, rope or zip ties to compress the springs.



Step three

Zip tie: Run it through the eyelets and lock the zip-tie. Pull the free end until the spring contracts, using one hand to help compress the spring if necessary.

Rope or leash: Loop it two times through the eyelets, leaving enough on both ends. Secure one end by either stepping on it or placing your foot through the loop and pull the other end.

Strong nylon zip tie release kits with detailed instructions are available upon request from the Minnesota Trappers Association at mntrappers.org. If you purchase your own zip ties, they should have a rated strength of 175 pounds or more.

DNR staff will demonstrate traps and release techniques to any interested group. Contact a DNR regional headquarters office (see page 119). Similar demonstrations are provided by the Minnesota Trappers Association mntrappers.org.

See a video demonstration of release techniques and learn how to avoid traps at <https://idfg.idaho.gov/hunt/trap>.

SMALL GAME

Small game season dates, bag limits and shooting hours are on pages 44 and 47. A license year runs from March 1 through the end of February.

Small Game Licenses

All residents and nonresidents, 16 and older, must have a valid small game license in possession to take small game. Residents may hunt small game without a license on land they occupy as their principal residence. There are also exemptions for military personnel. See page 13.

Stamps are required to take ducks, geese and pheasants. See page 21.

A nonresident must have a furbearer raccoon/bobcat (nonresident) license and a nonresident small game license to take raccoon and bobcat. A furbearer raccoon/bobcat (nonresident) license is not required to take fox and coyote. However, a small game license is still required to take fox and other small game. A small game license is not needed to take coyotes with a firearm.

Small Game Hunting

General restrictions

Blaze orange/pink is required for most small game hunting. See page 33 for exceptions to the requirement.

Party hunting for small game

A “party” is defined as a group of two or more persons maintaining unaided visual and vocal contact with each other while taking non-migratory small game. “Party hunting” means that members of a party may take animals for other members’ limits. A party may lawfully take small game in accordance with the following regulations:

- A member of the party may take more than an individual limit, but the total number of small game taken and possessed by the party may not exceed the combined limits of members of the party.
- Each party member may transport only an individual limit of small game.
- Party hunting is not allowed for migratory game birds (doves, ducks, geese, mergansers, coots, woodcock, rail, sandhill cranes, snipe, and gallinules).

Use of lead shot

No person may take ducks, geese, mergansers, coots, sandhill cranes or gallinules with lead shot or while having lead shot in possession.

Lead shot may be used statewide for hunting other small game in accordance with firearms restrictions in this booklet, except in federal Wildlife Refuges and Waterfowl Production Areas.

Game birds

Taking game birds

A person may not take protected game birds with a trap or snare, using bird lime, with a swivel or set gun, by dragging a rope, wire, or other device across a field or by using fire.

Continued on next page

Transportation of game birds

Game birds must be transported with a fully-feathered wing attached except:

- Turkey, pheasant, and Hungarian partridge may have one leg or a fully-feathered wing attached.
- Doves may be transported fully dressed.

Prairie chickens

Prairie chicken licenses are allocated by lottery only to Minnesota residents. No small game license is required. Applications are due Friday, August 20. Application information and complete regulations are online at mndnr.gov/hunting/prairiechicken. Persons who do not have a prairie chicken license may not assist a licensed prairie chicken hunter, including handling dogs.

Hungarian partridge and pheasant

A person may not shoot pheasants or Hungarian partridge with a rifle or handgun other than a .22 caliber rimfire using short, long, or long rifle ammunition. Shotguns used for upland birds may hold more than three shells. Season dates and shooting hours are on page 44.

Wild turkey

Spring and fall turkey hunting regulations with detailed maps are available online at mndnr.gov/hunting/turkey

Fall season: October 2 - 31, 2021. One turkey of either sex may be taken. See online regulations for details.

Spring season: Applications for select wildlife management areas available in late December. See online regulations for details. Spring turkey seasons (2022): A = April 13 - 19; B = April 20 - 26; C = April 27 - May 3; D = May 4 - 10; E = May 11 - 17; F = May 18 - 31 (any licensed hunter who has not tagged a bird).

Woodcock, rails, snipe, sandhill cranes and doves

- State or federal migratory waterfowl stamps are not required to hunt woodcock, rails, snipe, sandhill cranes, or mourning doves.
- Sandhill crane hunting is limited to a northwest zone. See waterfowl regulations for details.
- Compliance with the migratory bird harvest information program (HIP) is required for licensed hunters.
- Shotguns must not be capable of holding more than three shells.
- Shooting hours for rails, snipe and sandhill cranes are ½-hour before sunrise to sunset for the entire season.
- Motorized decoys may be used to take doves. Remote controls may be used.
- More details about dove hunting are online at mndnr.gov/hunting/doves

Ducks and geese

Consult the Waterfowl Hunting Regulations Supplement.

Hunting furbearers

- A person may not disturb the burrow or den of any wild animal between November 1 and April 1, without a permit.
- A person may not take pine marten, fisher, mink, muskrat, beaver, or otter by firearms or archery hunting. However, a firearm may be used to dispatch an animal already taken in a trap.
- Rabbits, hares, and squirrels may be taken by hunting or trapping.

Raccoons

A person may take raccoons between ½ hour after sunset and ½ hour before sunrise only in accordance with the following regulations:

- Hunters must be on foot.
- Artificial lights may be used to locate, attempt to locate, or shoot a raccoon only if the raccoon has been treed or put at bay by dogs.
- Rifles and handguns used must be .17 or .22 caliber rimfire (including .22 magnum).
- Shotgun shells must be loaded with No. 4 shot or smaller.
- A person may not take a raccoon in a den or hollow tree, or by cutting down a tree occupied by a raccoon.

Fox and coyote night hunting

A person may use a light to hunt for coyote or fox from January 1 to March 15. See page 30 for details.

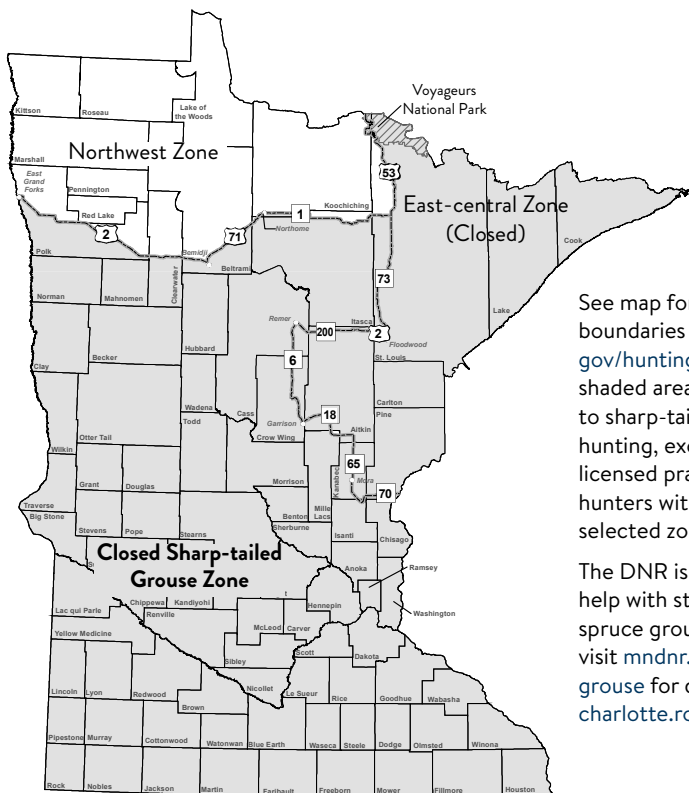
Fox and raccoon may be run by dogs during closed seasons. See page 28 for details.

Sharp-tailed Grouse

Northwest Zone season dates:

September 18 - November 30

East-central Zone closed. Visit mndnr.gov/wildlife/grouse.html



See map for zone boundaries or visit mndnr.gov/hunting/grouse. The shaded area is closed to sharp-tailed grouse hunting, except for licensed prairie chicken hunters within their selected zone.

The DNR is looking for help with studies of spruce grouse genetics, visit mndnr.gov/hunting/grouse for details or email charlotte.roy@state.mn.us

Small Game Hunting Seasons

Small Game	Open Season	Daily Limit	Possession Limit	Shooting/Hours
Cottontail rabbit and snow-shoe hare	Sept. 18 - Feb. 28	10 combined	20 combined	½ hour before sunrise to sunset
Jack rabbit	Sept. 18 - Feb. 28	1	3	½ hour before sunrise to sunset
Gray and fox squirrel	Sept. 18 - Feb. 28	7 combined	14 combined	½ hour before sunrise to sunset
Ruffed and spruce grouse	Sept. 18 - Jan. 2	5 combined	10 combined	½ hour before sunrise to sunset
Sharp-tailed grouse	Sept. 18 - Nov. 30 (northwest) East-central closed	3	6	½ hour before sunrise to sunset
Hungarian partridge	Sept. 18 - Jan. 2	5	10	½ hour before sunrise to sunset
Pheasant	Oct. 16 - Jan. 2	2 roosters (3 roosters Dec. 1 - Jan. 2)	6 roosters (9 roosters Dec. 1 - Jan. 2)	9 a.m. to sunset
Prairie chicken (by special permit only)	Sept. 25 - Oct. 3	2 (season limit)	2 (season limit)	½ hour before sunrise to sunset
Fall wild turkey	Oct. 2 - Oct. 31	1 either sex (season limit)	1 (season limit)	½ hour before sunrise to sunset
Non-migratory small game by falconry	Sept. 1 - Feb. 28	10 rabbits, 7 squirrel, other small game: 3 combined, not to include more than 1 hen pheasant	20 rabbits, 14 squirrel, other small game: 6 combined, not to include more than 2 hen pheasants	½ hour before sunrise to sunset except pheasants may not be taken before 9 a.m.
Mourning doves	Sept. 1 - Nov. 29	15	45	½ hour before sunrise to sunset
Sandhill cranes (northwest goose zone)	Sept. 18 - Oct. 24	2	6	½ hour before sunrise to sunset
Woodcock	Sept. 25 - Nov. 8	3	9	½ hour before sunrise to sunset
Sora and Virginia rail	Sept. 1 - Nov. 8	25 combined	75 combined	½ hour before sunrise to sunset
Common snipe	Sept. 1 - Nov. 8	8	24	½ hour before sunrise to sunset
Crow (may also be taken when committing or about to do damage)	Sept. 1 - Oct. 31, Dec. 15 - 31, Jan. 1 - 15 and March 1 - 31	No limit	No limit	½ hour before sunrise to sunset

How to identify wolves and coyotes

Coyote hunters—know your target

Wolves have been mistakenly shot outside Minnesota's primary wolf range because hunters thought they were coyotes. Wolves were once restricted to the northern part of Minnesota, but they have expanded their range and could show up in any part of the state. Do not assume that because you are outside Minnesota's primary wolf range that the animal in your sights is a coyote. Wolves and coyotes are closely related, but are well distinguished by their difference in size and physical characteristics. Shooting a wolf because you think it is a coyote is illegal and punishable by Minnesota game and fish laws.

Gray wolf (*Canis lupus*) AKA—Timber wolf

Height: 30 inches average.

Length: 5½ feet.

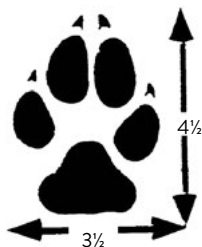
Weight: 50-110 lbs.

Color: shades of gray or tan, sometimes black, rarely white.

Minnesota's Primary
Wolf Range



Photo: Jenni Bidner/Wildlife
Science Center



Coyote (*Canis latrans*) AKA—Brush wolf

Height: 18 inches maximum.

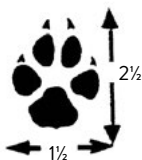
Length: 3 feet.

Weight: 25-35 lbs.

Color: all shades of gray, tan, buff, rarely black or white.



Photo: USFWS



Walk-In Access Program 2021-2022

Walk-In Access (WIA) provides public hunting on private land and compensates landowners for providing that access. Through WIA, more than 30,000 acres of private land will be open for public hunting at more than 260 sites in western and south central Minnesota, September 1 to May 31.

Validation required: Hunters must have a Walk-In Access Validation (ELS Privilege Code 190; \$3) to legally access WIA land. WIA Validations are available at ELS license vendors.

The \$3 fee helps monitor hunter use of WIA land. It does not cover costs associated with purchasing access, installing boundary signs or providing maps of the enrolled properties. The program is funded through 2023 with a grant by the Natural Resources Conservation Service, U.S. Department of Agriculture, under number 69-3A75-16-509. Additional funding includes:

- A one-time appropriation from the Minnesota State Legislature in 2012.
- A \$5 surcharge on nonresident hunting licenses.
- Donations of \$1, \$3 or \$5 made by hunters purchasing deer and small game licenses.

Maps are available

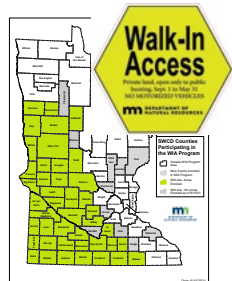
A printable atlas of WIA sites, aerial photos of each site and interactive maps are available online at mndnr.gov/walkin. Printed copies of the WIA Atlas are available at DNR Southern Region Headquarters in New Ulm, area DNR Wildlife offices, local Soil and Water Conservation District offices, and more than 400 local commerce and tourism outlets all across Minnesota. Atlases are also available by calling the DNR at 888-MINNDNR (646-6367). Map data may not accurately represent the actual legal or established boundaries of public or private land. They should be used for reference only.

Uses of WIA land

- WIA sites are for public hunting only. No other activities are allowed.
- Motorized vehicles are not allowed on WIAs.
- Target practice, trapping, dog training, camping, horseback riding, fires, or similar activities are not allowed by the public.
- Individuals with a WIA validation can hunt during legal hunting hours and open seasons from ½ hour before sunrise to ½ hour after sunset, during open hunting seasons, with no landowner contact necessary from September 1 to May 31.
- The landowner retains the right to engage in, or give written permission for another individual to engage in, those activities listed above and other limited activities that do not impede public hunting, at any time of the year.
- Parking is along roads or in designated parking areas—be sure vehicles do not block field entrances.
- All hunting rules and regulations apply on WIAs, and will be enforced by DNR conservation officers.

Respect the land

Please be respectful of the land and the people who own the land. This program depends on landowner participation to be successful. The WIA Code of Conduct can be found at mndnr.gov/walkin.



Furbearer Hunting Seasons (Furbearer zone maps are on page 50)

Hunting	Open season	Daily, season and possession limit	Shooting hours
Raccoon and red/gray fox	Oct. 16 - Mar. 15 (North Furbearer Zone) Oct. 23 - Mar. 15 (South Furbearer Zone)	No limit	Day or night except not before 9 a.m. on opening day.
Badger, opossum, long-tailed and short-tailed weasels	Oct. 16 - Mar. 15 (North Furbearer Zone) Oct. 23 - Mar. 15 (South Furbearer Zone)	No limit	½ hour before sunrise to sunset except 9 a.m. to sunset opening day.
Bobcat (north of I-94 and U.S. 10 only)	Dec. 18 - Jan. 23	5 (includes trapping limit)	½ hour before sunrise to sunset.
Coyote, striped skunk and other unprotected animals	Continuous	No limit	See pages 25 and 30.

Furbearer Trapping Seasons

Trapping	Open season	Daily, season and possession limit	Trapping hours
Raccoon, red fox, gray fox, badger, opossum, long-tailed and short-tailed weasels	Oct. 16 - Mar. 15 (North Furbearer Zone) Oct. 23 - Mar. 15 (South Furbearer Zone)	No limit	Trap setting and tending hours on all wild animals are 5 a.m. to 10 p.m. Traps may not be set or tended for fox, badger, opossum, mink, muskrat, beaver, otter, or raccoon before 9 a.m. on opening day within the zone of the respective seasons.
Bobcat (north of I-94 and U.S. 10 only)	Dec. 18 - Jan. 23	5 (includes hunting limit)	Same as above
Fisher and pine marten (north of I-94 and U.S. 10 only)	Dec. 18 - 26	2 combined (1 fisher and 1 pine marten, or 2 fishers or 2 pine martens)	Same as above
Mink and muskrat (North Furbearer Zone)	Oct. 23 - Feb. 28	No limit	Same as above
Mink and muskrat (South Furbearer Zone)	Oct. 30 - Feb. 28	No limit	Same as above
Beaver (North Furbearer Zone)	Oct. 23 - May 15	No limit	Same as above
Beaver (South Furbearer Zone)	Oct. 30 - May 15	No limit	Same as above
Otter (North Furbearer Zone)	Oct. 23 - Jan. 23	4 statewide	Same as above
Otter (South Furbearer Zone)	Oct. 30 - Jan. 23	4 statewide	Same as above

Trapping

Become a better trapper. Review Best Management Practices for trapping in the United States online at: fishwildlife.org/afwa-inspires/furbearer-management.

License requirements

- All residents and nonresidents, 16 and over must have a small game license and a trapping license to take small game (including furbearers) with traps.
- Persons may trap without a small game license on their own land if they occupy it as their principal residence. You may trap without a small game and trapping license on land you own or is your principle residence to remove certain animals causing damage.
- Residents under age 13 do not need a trapping license. Residents age 13 through 17 must have a junior trapping license and residents age 18 through 64 must have a regular trapping license to trap. Residents age 65 and over must have a regular or reduced-fee trapping license.
- Fisher, otter, bobcat, or pine marten taken by a resident under age 5 must be included in the limit of the accompanying parent or guardian.
- Nonresidents may trap only on land they own in Minnesota with nonresident trapping and small game licenses.
- Lifetime sports or small game license holders who plan to trap are required to have a free trapping endorsement on their renewal.

Trapper education

Persons born after December 31, 1989, who have not been issued a trapping license in a previous license year may not obtain a trapping license without a trapper education certificate. The Minnesota Trappers Association conducts trapper education courses statewide, free of charge to the participants, and issue certificates that satisfy this requirement. Trappers must take the Minnesota course to meet the requirement.

Contact the MTA at mntrappers.org for class information. These courses include a mandatory field training portion that must be completed before certification. Please plan to take courses well in advance of the fur trapping season.

If you find a dog in a trap

Other outdoor enthusiasts are afield with dogs during trapping seasons. Trappers must set and tend traps in strict adherence to all regulations, and take great care to avoid accidentally capturing dogs. If you find a dog in a trap, or if your dog is caught in a trap—please contact your local conservation officer and report the incident. Call the Minnesota DNR at 888-MINNDNR to be connected with your local conservation officer. Instructions for releasing dogs from traps may be found on pages 39 and 40.

General Trapping Regulations

Trap and snare identification

You may not set or place a trap or snare, other than on your own property, unless the following information is affixed: 1) your driver's license state and number; or 2) your Minnesota identification card number; or 3) your name and mailing address; or 4) your MNDNR number.

This information must remain legible while the trap or snare is on land or in water.

From April 1 to August 31, the trap identification provisions listed above do not apply to traps set for the taking of unprotected wild animals.

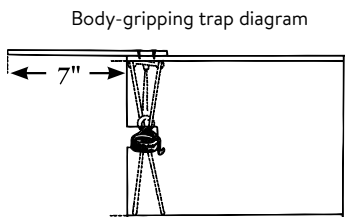
Trap size and design

Maximum size for traps:

- Foot or leghold traps cannot have a jaw opening greater than $8\frac{3}{4}$ inches;
- Body-gripping traps cannot have a jaw opening greater than $7\frac{1}{2}$ inches, except as a waterset; or

Body-gripping traps set on public lands and waters with a jaw opening greater than $6\frac{1}{2}$ inches and less than $7\frac{1}{2}$ inches must meet one of the following:

- recessed 7 inches or more from the top and front of an enclosure (see diagram);
- no bait, lure or other attractants are within 20 feet of the trap; or
- the trap is elevated at least 3 feet from the ground or surface of the snowpack.



Setting near culverts and in the right-of-way

- A body-gripping trap with a jaw opening greater than $6\frac{1}{2}$ inches may not be set in or within 3 feet of the opening of a 6-foot wide or smaller culvert, except as a completely submerged waterset; or
- A body-gripping trap with a jaw larger than $6\frac{1}{2}$ inches may not be set in the road right-of-way within 500 feet of a building occupied by human or livestock without written permission of the landowner, except as a completely submerged waterset.

DNR recommends cubbies constructed so the trap is recessed at least 7 inches from all sides of the opening. Cubbies made from natural materials that comply with regulations may also be used.

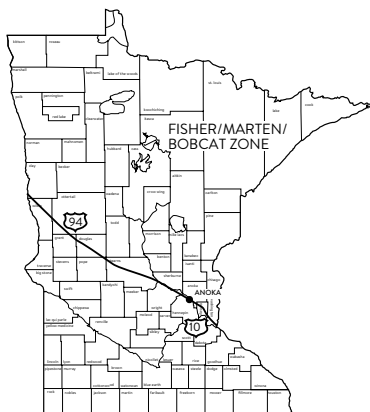
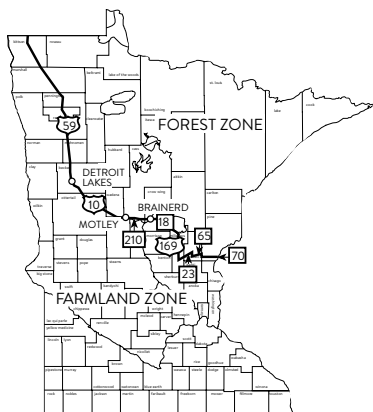
See pages 53 and 54 for Lynx Management Zone regulations.

Waterset vs. completely submerged waterset

Waterset: A body-gripping trap or snare set so the jaws or snare loop are at least half-submerged in water.

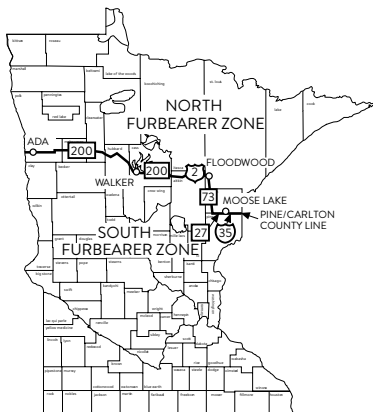
Completely submerged waterset: A body-gripping trap or snare set so the jaws or snare loop are completely submerged in water.

Furbearer Zones



Trap setting and tending

- A person may set or tend traps only from 5 a.m. to 10 p.m., except opening day for some species. See page 47.
- A person on foot may use a light to set or tend traps. However, you may not possess a bow and arrow or a firearm other than a handgun or rifle of .17 or .22 caliber with short, long, or long rifle rim fire ammunition (including .22 magnum) while using the light.
- A trapper may authorize, in writing, an agent who possesses all necessary licenses to tend traps set by the trapper, including resetting the trap at the same set. The agent may remove animals from a trap.
- You may not set a trap within 50 feet of any water except temporary surface water within 30 days before the open season for mink and muskrat.
- Traps capable of capturing a protected animal and not capable of drowning it must be tended at least once each calendar day, except body-gripping traps. Traps capable of drowning the animal and body-gripping traps must be tended at least once each third calendar day, except traps set under the ice. A trap may not be left untended for more than three consecutive days (a trap set or tended on Saturday would have to be tended again by 10 p.m. Tuesday). When a trap is tended, any animal must be removed.
- Foothold traps with a jaw spread of 4¾ inches or less and rat type snap traps that are entirely in a container with an opening no more than 2 inches in height and/or width that are designed to kill an animal need not be tended more frequently than once every third calendar day (these are often referred to as weasel boxes).
- No person may remove or tamper with a trap or snare legally set to take furbearing or unprotected wild animals without authorization by the trapper, a



Continued on next page

DNR agent, or the owner or lessee of the land where the trap is located.

- No trap, either set or unset, may be placed or staked, and no flag, stake, or other device may be placed to mark or pre-empt a trapping site before the opening of any trapping season.
- No person may leave any trap for a protected wild animal in place, either set or unset, after the close of the applicable trapping season.
- Animals must be killed before being removed from a site.

Water trapping

- During the muskrat trapping season, no flag, stake or other device may be placed in or on a muskrat house for the purpose of marking or pre-empting a trap site unless an operational trap is set at the site at the time it is first staked or marked.
- No person may disturb, or destroy any muskrat house or den, except that traps may be set at natural entrances to muskrat burrows and openings may be made in muskrat houses for trapping if all material removed is wetted and used to plug the opening.
- No person may disturb or destroy any beaver house, dam, burrow, or den.
- No person may set a trap inside any beaver house or upon the outside of any beaver house above the waterline.
- Mink and muskrats may not be taken by digging or with the aid of dogs.
- No person may trap beaver or otter on a state wildlife management area without a permit from the wildlife manager.

Baited foothold/birds

- No person may set or maintain any foothold trap within 20 feet of bait located in such a way that it may be seen by soaring birds. "Bait" is any animal or animal parts, including live or dead fish, except that small pieces of fur and feathers may be used for flagging.
- No person may take a bird with a foothold trap, except by special permit.

Snares

Snares may be used by licensed trappers for taking all species of protected wild mammals that may be taken by the use of traps.

- Snares capable of taking a wild animal must include a breakaway device that causes the snare loop to disassemble at 350 pounds pull or less as measured by a static load test, except snares set under the ice. See mndnr.gov/trapping for general information on breakaway devices.
- All snares not capable of drowning the captured animal must be tended at least once each calendar day.
- The diameter of the snare loop may not exceed 10 inches.
- No snare may be set in such a way that the top of the loop is more than 20 inches above the first surface beneath the bottom of the set snare loop.
- Snare cable or wire may not have a diameter exceeding $\frac{1}{8}$ inch.
- No person may set, place, or operate a snare in a culvert, except as a completely submerged waterset.
- Snares may not be used with spring poles or other devices that wholly or partly lift from the ground an animal caught in the snare.
- Snares that operate with springs but do not lift the animal wholly or partially off the ground are allowable.

Continued on next page

- No snare set for a protected animal may be left in place after the applicable trapping season has closed.
- Snares may be used as water sets during applicable seasons statewide.
- Snares may not be set in deer trails and bears cannot be taken with snares.

Snaring zones (maps on page 50)

- In the forest zone, snares are allowed on public land and on private land with permission of the landowner.
- In the farmland zone, snares are allowed from October 23 - March 31 (north mink/muskrat/beaver/otter zone) and October 30 - March 31 (south mink/muskrat/beaver/otter zone) on private land with permission from the landowner. Snares may also be set as water sets or on the frozen surface of public waters. Snares may not be set on public lands or waters contained in public lands, road rights-of-way or in fence lines along road rights of way.

Site validation coupons for fisher, pine marten and river otter

- Site validation coupons for fisher, pine marten and river otter must be obtained prior to trapping and are available for free upon request at license vendors. Trappers receive one site validation coupon for each animal they could potentially harvest. For example, a trapper who intended to target fisher, pine marten and river otter would receive a total of six coupons (two fisher/marten and four river otter).
- Each person age 5 or older who takes a river otter, fisher, or pine marten must validate their site validation coupon at the site of the kill by cutting out the appropriate notches indicating the month, date, time (am/pm) and species (fisher/marten).
- Site validation coupons do not need to be attached to the animal, but must be in possession while taking or transporting fisher, pine marten or river otter.
- Fisher, river otter, bobcat or pine marten taken by a resident under age 5 must be included in the limit of the accompanying parent or guardian.
- Fisher, pine marten and river otter must not be removed from the kill site without the trapper's validated site coupon in possession. Authorized agents may remove fisher, pine marten, and otter from the trap and the agent must validate their own site validation coupon at and prior to removing the animal from the site of the kill.
- Site validation coupons are not transferable. Trappers may acquire site validation coupons at any time before or during the trapping season. Replacements are available upon request from any license vendor and are clearly marked as replacements.
- Trappers must present completed site validation coupons for each fisher, pine marten, and river otter when they present the pelts for furbearer registration.

Releasing protected species

Every effort should be made to avoid catching fully protected species. If possible, a trapper should release incidentally captured protected species back into the wild. If a fully protected species is caught out of season or a daily or possession limit has been reached and the animal is dead in the trap or otherwise cannot be released, you must notify a DNR conservation officer. Without authorization from a conservation officer, a person may not possess or transport a lynx that was incidentally killed or lawfully killed. Information on reporting incidentally captured animals can be found on page 54.

Furbearer pelting and transportation

A person who performs a service by recovering and preserving the pelt of a protected furbearer (except muskrat) that was accidentally killed or lawfully killed while doing damage, may be entitled to a pelting fee of up to 50 percent of the proceeds from the sale of the pelt not to exceed \$25 per pelt. Contact your local DNR conservation officer or regional DNR Enforcement office within 24 hours for authorization to pelt the animal.

Lynx management zone regulations

Trapping regulations in northeast Minnesota have been modified to restrict, modify or eliminate the incidental take of Canada lynx. The following regulations apply only to that part of Minnesota lying east and north of U.S. Highway 53, as shown on the map:

- All snare cable or wire must be at least $\frac{5}{64}$ inch in diameter when set on land.
- Snare loops must be at least 8 inches in diameter and may not exceed 10 inches in diameter when set on land.
- All foothold traps, except those set as water sets, must be staked or otherwise secured by tethering chains or cables not more than 18 inches long with at least two swivel points.
- All traps and snares must be secured in a manner that prevents captured animals from removing the trap from the trap site (no drags allowed).
- Fresh meat, hare or rabbit (or parts of hare or rabbit) may not be used as bait. Other meat may be used as bait if it has been unfrozen and exposed to air for at least 24 hours.
- No suspended flagging or other sight attractant may be used within 20 feet of the trap or snare.
- Any incidentally caught lynx should be immediately released, if possible. Any trapper who incidentally takes a lynx is required to notify their local conservation officer as soon as possible or within 24 hours. Persons who know about the take of a lynx can report it by calling 800-652-9093.
- Body-gripping traps that have a maximum jaw opening, when set, of greater than 5 inches and less than $7\frac{1}{2}$ inches measured from the inside edges of the jaws (generally 160 and 220 sizes), except those set as water sets, must be set in one of two ways:
 - › In a tree of any diameter or on a pole no larger than 6 inches in diameter at least 3 feet off the ground or surface of the snow.
 - › If used on the ground, they must be set in a cubby with the trap inserted a minimum of 7 inches from the front, with the cubby opening no more than 50 square inches in area as illustrated at the top of page 54.



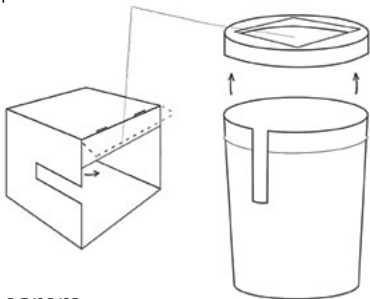
For general questions about trapping in the Lynx Management Zone, call the DNR Information Center at 888-MINNDNR.

Continued on next page

Cubby box traps

This diagram is for illustration purposes only. Cubby boxes may be constructed of any material and openings may be restricted with wire mesh, wood strips or other material.

Opening not to exceed
50 square inches



Reporting incidentally taken furbearers

The following regulations apply for reporting incidentally trapped furbearers:

A person may not possess or transport a lynx that was incidentally killed or was lawfully killed until the person notifies the local conservation officer, other authorized department employee, or regional enforcement office of the killing and receives authorization to possess, transport, or skin the animal.

A person may possess and transport mink, muskrat, beaver, badger, opossum, fox or raccoon incidentally killed or lawfully killed while causing damage or threatening injury or damage only if the local conservation officer or other authorized employee of the department is notified within 24 hours of such killing and before any skinning has begun.

A person may possess and transport fisher, otter or pine marten that were incidentally killed, or bobcat that was incidentally killed or lawfully killed while causing or threatening injury or damage, only after the species is reported to a local conservation officer or by calling 888-646-6367, option 9 and providing the required information. After making the required notification and taking possession of the animal, the person may not skin, transfer possession or otherwise dispose of the animal without authorization from a conservation officer.

Trappers should be prepared with the following information when calling 888-646-6367, option 9:

- The trapper's name and DNR number as it appears on the trapping license.
- Date and time that the catch was discovered.
- The number and species taken (example: one otter).
- General location of the catch (example: 5 miles south of Ely off County Road 21).
- Complete address of the location where the carcass is being kept.
- A telephone number where you can easily be reached.

Furbearer registration

The pelt of each bobcat, fisher, pine marten, and otter must be removed from the carcass and presented for registration by the person taking it. The entire carcass of each bobcat and the head of each pine marten and fisher must also be surrendered.

Pelts, carcasses, site validation coupons, and heads must be presented for registration at a DNR registration station or area wildlife office (by appointment in case of an unavoidable conflict). Before the pelt is sold or removed from the state and no more than 48 hours after the season closes for fisher, pine marten, otter, and bobcat.


Continued on next page

To speed up registration, please bring the following written information for each animal to be registered: species, sex, method of take, date taken and county, township and range where taken. Forms are available at wildlife offices and online at mndnr.gov/recreation/hunting/trapping.

Plastic registration tags must remain affixed to the raw pelt until the pelt is tanned or mounted. Site validation coupons need not be attached to the animal.

Furbearer registration stations

Fisher, pine marten, river otter and bobcat may be registered at designated DNR offices without an appointment during the hours listed below on December 28. River otter and bobcat may be registered at DNR offices without an appointment from 3-6 p.m. on January 25, except at offices listed as “December 28 only” where an advance appointment is required. Locations, dates and hours are listed below. Fisher, pine marten, river otter and bobcat may be registered at any DNR area wildlife office throughout open seasons by appointment.

Address	Hours	Phone
Aitkin/Wildlife 1200 Minnesota Ave S	Dec. 28, 3-6 p.m.; Jan. 25, 3-6 p.m.	218-429-3051
Backus/Forestry 4391 State Hwy 87 NW	Dec. 28, noon-7 p.m.; Jan. 25, 3-6 p.m.	218-732-8452
Baudette/Wildlife 204 Main St E	Dec. 28, noon-7 p.m.; Jan. 25, 3-6 p.m.	218-634-1705 ext 222
Bemidji/Wildlife 2114 Bemidji Ave	Dec. 28, noon-7 p.m.; Jan. 25, 3-6 p.m.	218-308-2339
Big Falls/Forestry 7754 Town Rd 293	Dec. 28, 3-6 p.m.; Jan. 25, 3-6 p.m.	218-328-8860
Brainerd/Wildlife 1601 Minnesota Dr	Dec. 28, 3-6 p.m.; Jan. 25, 3-6 p.m.	218-203-4301
Cambridge/Wildlife 800 Oak Savanna Ln SW	Dec. 28, noon-7 p.m.; Jan. 25, 3-6 p.m.	763-689-7100 ext 224
 Cloquet/Wildlife 305 Business Park Dr E	Dec. 28, noon-6 p.m.; Jan. 25, 3-6 p.m.	218-878-5661
Detroit Lakes/Wildlife 14583 County Hwy 19	Dec. 28, noon-7 p.m.; Jan. 25, 3-6 p.m.	218-846-8470
Duluth/Wildlife 4805 Rice Lake Rd	Dec. 28, noon-6 p.m.; Jan. 25, 3-6 p.m.	218-723-4768 ext 224
Eveleth/Forestry 7979 Hwy 37	Dec. 28, noon-7 p.m.; Jan. 25, 3-6 p.m.	218-300-7860
Finland/Forestry 6686 Hwy 1	Dec. 28, 3-6 p.m. only	218-834-1454
Fergus Falls/Wildlife 1509 1st Ave N	Dec. 28, noon-7 p.m.; Jan. 25, 3-6 p.m.	218-671-7968
Forest Lake/Wildlife 5463-C W Broadway	Dec. 28, noon-7 p.m.; Jan. 25, 3-6 p.m.	651-539-3300

Address	Hours	Phone
Grand Marais/Wildlife 1356 Hwy 61 E	Dec. 28, 3-6 p.m. only	218-834-1453
Grand Rapids/Wildlife 1201 E Hwy 2	Dec. 28, noon-7 p.m.; Jan. 25, 3-6 p.m.	218-328-8860
Hibbing/Forestry 1208 E Howard St	Dec. 28, noon-7 p.m.; Jan. 25, 3-6 p.m.	218-300-7860
International Falls/Wildlife 392 Hwy 11 E	Dec. 28, noon-7 p.m.; Jan. 25, 3-6 p.m.	218-328-8860
Middle River/Wildlife 42280 240th Ave NE	Dec. 28, noon-7 p.m.; Jan. 25, 3-6 p.m.	218-222-3747
New London/Wildlife 398 Sibley Park Rd NE	Jan. 25, 3-6 p.m.	320-354-2154
Nicollet/Wildlife 501 9th St	Dec. 28, noon-7 p.m.; Jan. 25, 3-6 p.m.	507-225-3572
Northome/Forestry 12006 E Hwy 1	Dec. 28, 3-6 p.m.; Jan. 25, 3-6 p.m.	218-328-8860
Onamia/Mille Lacs Wildlife 29172 100th Ave	Dec. 28, noon-7 p.m.; Jan. 25, 3-6 p.m.	320-532-3537
Orr/Forestry 4656 Hwy 53	Dec. 28, 3-6 p.m. only	218-757-3274
Owatonna/Wildlife 8485 Rose St	Dec. 28, noon-7 p.m.; Jan. 25, 3-6 p.m.	507-414-6200
Park Rapids/Wildlife 603 W 1st St	Dec. 28, noon-7 p.m.; Jan. 25, 3-6 p.m.	218-732-8452
Roseau/Courthouse 606 5th Ave SW	Dec. 28, noon-7 p.m.; Jan. 25, 3-6 p.m.	218-452-7610
Roosevelt/Wildlife 11536 Faunce-Butterfield Rd SW	Dec. 28, noon-7 p.m.; Jan. 25, 3-6 p.m.	218-783-6861
Rochester/Wildlife 2118 Campus Dr SE, Suite 100	Dec. 28, noon-7 p.m.; Jan. 25, 3-6 p.m.	507-206-2859
Sauk Rapids/Wildlife 1035 South Benton Dr	Dec. 28, noon-7 p.m.; Jan. 25, 3-6 p.m.	320-223-7840
Vermillion River Area Wildlife 15325 Babcock Ave Rosemount	Dec. 28, noon-7 p.m.; Jan. 25, 3-6 p.m.	651-322-4643
Tower/Wildlife 650 Hwy 169	Dec. 28, noon-7 p.m.; Jan. 25, 3-6 p.m.	218-300-7860
Two Harbors/Wildlife 1568 Hwy 2	Dec. 28, 3-6 p.m.	218-834-1452
Wadena/County Bldg. 221 Harry Rich Dr	Dec. 28, noon-7 p.m.; Jan. 25, 3-6 p.m.	218-732-8452
Warroad/Forestry 804 Cherne Dr NW	Dec. 28, noon-7 p.m.; Jan. 25, 3-6 p.m.	218-783-6861
Willow River/Wildlife 85894 County Hwy 61	Dec. 28, noon-6 p.m.; Jan. 25, 3-6 p.m.	218-423-6026

BIG GAME

Equipment for Taking Big Game

Hunters should select bullets of the proper design and weight for taking big game (deer, elk and bear). Most manufacturers offer either bonded or all-copper bullets that are appropriate for taking big game.

Firearms

Firearms for big game must meet the following criteria:

- At least .220 caliber and has centerfire ignition;
- Loaded only with single projectile ammunition;
- The projectile has a soft point or is an expanding bullet type.
- Muzzleloaders (long gun or handgun) cannot be loaded at the breech (black powder revolvers are not legal for taking big game if they are loaded through the cylinder);
- Smooth-bore muzzleloader used must be at least .45 caliber;
- Rifled muzzleloaders are at least .40 caliber;
- Muzzleloaders with scopes are legal during the regular firearms and muzzleloader deer seasons.

Archery

Bows and arrows for big game must meet the following criteria:

- Bows must have a pull no less than 30 pounds at or before full draw. (Bows with low draw weights may not effectively kill big game.)
- Arrowheads used for taking big game must have a minimum of two metal cutting edges, be of barbless broadhead design, with a diameter of at least $\frac{7}{8}$ inch.
- “Expandable” broadheads may be used to take big game if they meet the requirements above and: 1) are at least $\frac{7}{8}$ inch in width and no more than 2 inches in width at or after impact; and 2) are of a barbless design and function in a barbless manner.
- A hand-held mechanical release attached to the bowstring may be used if the person’s own strength draws and holds the bowstring.

Crossbows

Crossbows may be used:

- By hunters with a special permit because of a temporary or permanent disability. The disability must be verified in writing by a licensed physician or chiropractor. The permit application is available from any DNR regional office or by calling the DNR Information Center (see page 119), or online at mndnr.gov/licenses/special.
- A licensed hunter age 60 or over may use a crossbow during the regular archery season with the respective archery license.
- A licensed hunter may use a crossbow for bear or deer with a regular firearms license or a crossbow disability permit and an archery license.

★ **NEW**—By youth who possess a youth firearms license during the youth deer season.

★ **NEW**—By hunters who are hunting under firearms deer licenses during the early-antlerless deer season.

Continued on next page

Crossbows used for hunting must:

- Be shoulder fired
- Deliver at least 42 foot-pounds of energy at 10 feet
- Have bolts (arrows) at least 10 inches long
- Have a working safety

Shooting hours

Shooting hours for big game are ½ hour before sunrise to ½ hour after sunset.

Shooting near roadways

No person may discharge a firearm or an arrow from a bow or crossbow on or within the right-of-way of an improved public highway (including but not limited to federal, state, county, and township road ways) at a big game animal or a decoy of a big game animal that has been set out by a licensed peace officer.

Use of dogs and horses

A person may use a dog to locate and retrieve a wounded deer or bear. Find details in the section on dogs, page 29. A person may not use a horse to take big game.

Possession of big game

Any person who takes a big game animal must retain the license, site tag, permit, and possession (registration) tag for as long as any part of the meat is in possession.

Deer

NEW—deer hunting information

- Special CWD regulations, including mandatory disease testing and carcass movement restrictions are in effect in a number of areas. See page 68-78.
- Deer permit areas 110, 184 197, 233, 342, and 169 west of Highway 6 have been added to the CWD surveillance zone. See page 70.
- Bag limit labels have changed:
 - › Lottery is now → antlerless permit lottery
 - › hunter choice is now → either sex
 - › managed is now → two-deer limit
 - › intensive is now → three-deer limit
 - › unlimited antlerless is now → five-deer limit
- The early antlerless deer season has been expanded to include more deer permit areas. See page 81.
- Several changes to permit area boundaries are depicted on the 2021 Deer Season Area Map. Affected permit areas include 169, 171, 172, 173, 179, 184, 197, 237, 259, 275, 276, 277, 281, 282, 283, and 295. Find precise detail in the online interactive deer map at mndnr.gov/hunting/deer/map.html.
- The Camp Ripley Archery Hunt is a three-day hunt, October 29 - 31. Applicants must apply for the lottery by August 20.
- Late CWD hunts will be held in DPAs 343, 605, 643, 645, 646, 647, 648, 649, and 655, December 17 - 19 and December 31 - January 2. See page 83.

Deer—General

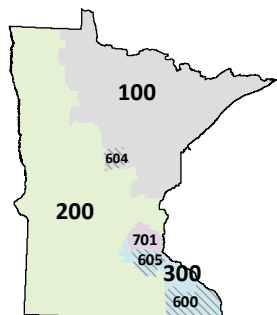
Legal buck and antlerless deer

- Legal bucks have one antler at least 3 inches long.
- Fawn bucks, sometimes called button bucks are not legal bucks.
- Antlerless deer are deer without an antler at least 3 inches long.


License purchase and validity

All deer licenses (archery, firearms, muzzleloader) and bonus permits may be purchased at any time before or during the season. After a deer season is open, all licenses and permits are valid the same day of purchase if purchased before legal shooting hours. If the license or permit is purchased after legal shooting hours have begun, it is valid the following day.

- A person may purchase no more than one firearms, muzzleloader, and archery deer license in a calendar year.
- Bonus, early antlerless season, and disease management permits may be purchased in addition to regular licenses. Bonus permits may be purchased throughout the season, but must be in possession when taking deer. Regular licenses and bonus permits may be used in any order. For more information on the early antlerless season, including what areas are open, see page 81. See page 67 for details on where disease management permits can be used.
- A person may not take or tag deer without the appropriate license or permit. The term “take” includes attempting to take deer, deer drives, spotting, or otherwise assisting another person in taking deer.



Deer Seasons

Archery	Sept. 18 - Dec. 31
Firearm Option Statewide (A) 100 Series and 604	Nov. 6 - 21
Firearm Option Statewide (A) 200 Series	Nov. 6 - 14
Firearm Option Statewide (A) 300 Series and all 600 series except 604	Nov. 6 - 14
Firearm Option Late Southeast (B) 300 Series and all 600 series except 604	Nov. 20 - 28
Metro Deer Management Zone (701) Statewide (A), Late Season (B) firearms license or muzzleloader license	Nov. 6 - 28
Muzzleloader	Nov. 27 - Dec. 12
Youth Season open statewide (see page 36)	Oct. 21 - 24
Early Antlerless Season (see page 81)	Oct. 21 - 24
 NEW —Late CWD Hunts (343, 605, 643, 645, 646, 647, 648, 649, and 655). Additional deer permit areas may be announced online this fall.	Dec. 17 - 19 and Dec. 31 - Jan. 2

Youth archery, firearm and muzzleloader licenses

- Hunters ages 10-17 must obtain a youth deer hunting license (free for youth 10-12).
- Youth under age 10 may not hunt big game.
- More information about youth deer licenses is on page 34.

Hunting method restrictions—hunting deer with bait is illegal

Hunters are not allowed to take deer with the aid or use of bait. “Taking” includes attempting to take.

Baiting

- Baiting significantly increases the risk of disease transmission by concentrating animals and promoting nose-to-nose contact.
- Baiting attracts and holds large numbers of deer on private parcels creating a privatization of the deer herd.
- Bait piles alter a deer’s natural movement. By placing bait, one hunter can effectively nullify another hunter’s attempt to harvest a deer.

Baiting—means placing, exposing, depositing, distributing, or scattering bait that is capable of attracting or enticing deer.

What is bait?

Bait—includes grains, fruits, vegetables, nuts, hay, or other food that is capable of attracting or enticing deer and has been placed by a person.

Liquid scents (example: doe in heat), sprays, salt, and minerals are not bait if they do not contain liquid or solid food products.

Read the ingredient label on all products prior to use. Many products, including newer liquid, powder and block forms, contain food or attractants such as grains, fruits, and sugar derivatives (glucose, dextrose, and fructose). If a salt or mineral product has anything other than salt or mineral in it, it is illegal to use for hunting.

Agricultural crops from normal or accepted farming, forest management, wildlife food plantings, orchard management, or other similar land management activities are not bait. This exclusion does not apply to agricultural crops that have been reintroduced and concentrated where a person is hunting. Example: A person may spread an abundant agricultural crop on a previously planted field as fertilizer. However, if the fertilizer is piled or concentrated where the person is hunting deer, it is baiting.

A person otherwise in compliance with this section who is hunting on private or public property that is adjacent to the property where bait or food is present is not in violation if the person has not participated in, been involved with, or agreed to baiting or feeding wildlife on the adjacent property.

Removal of bait

All bait must be completely removed for 10 days prior to hunting.

Continued on next page

Hunting method restrictions—hunting deer with bait is illegal *continued*

Penalties for baiting violations—revocation and confiscation

- A person may not obtain any deer license or take deer under a lifetime license for 1 year after the person is convicted of hunting deer with the aid or use of bait. A second conviction within 3 years would result in a 3-year revocation. The revocation period doubles if the conviction is for a deer that is a trophy deer scoring higher than 170.
- Firearms and bows used to take deer with the aid or use of bait will be seized and are subject to confiscation upon conviction. In some areas, deer feeding and attractants are banned year-round, see page 79.

Elevated stands

Special regulations regarding elevated stands apply to wildlife management areas, state forests, state parks and state recreation areas that are open to hunting. Details on wildlife management areas are on page 97; state forests, page 109, state parks and state recreation areas are on page 114.

Party hunting

- A “party” is defined as any group of two or more licensed deer hunters who are all afield; hunting together at the same time; and all using firearms (including muzzleloaders) or all using archery.
- Party members who are not afield hunting with the individual who takes a deer at the time it is taken may not legally tag that deer.
- The person whose license is being used on the deer must be at the site of kill and must validate the site tag before the deer is moved from the site of the kill.
- Hunters may not lend licenses to or borrow licenses from other hunters.
- A mixed group of firearms and archery hunters is considered two separate parties.
- Crossbow hunters may not party hunt with firearms or archery hunters.
- Crossbow hunters may party hunt with archery hunters if they possess an archery license with a crossbow disability permit or are age 60 or over and hunting with a crossbow.
- Any member of a party may kill a deer for any other member of the party who has an unused tag valid for that deer.
- The following exceptions apply:
Party members may not kill an antlerless deer in an antlerless permit lottery area for: 1) a member of the party who is a resident under age 18; 2) a person with a disability authorized to take antlerless deer under a permit to shoot from a motor vehicle; or 3) a resident of a Minnesota State Veterans’ Home.

Party hunting regulation

The intent of the party hunting regulation is to prevent parties from shooting more deer than the available number of tags. The party hunting regulation requires that all hunters who intend to tag deer for each other be hunting together, in the field, at the time the deer are taken.

Accessible hunting seasons

Accessible deer hunts organized by Capable Partners, Access North and Midwest Outdoors Unlimited, are being scheduled for this fall. For more information call the DNR Information Center at 888-MINNDNR (646-6367).

Persons who are totally blind may use a laser sight to participate in permitted assisted hunting opportunities.

How to tag your deer and validate your site tag

Your deer license and site tag comes as a two-part form. The upper half is the site tag for tagging the deer in the field. The lower half is the deer license and registration slip.

At the site of the kill

The licensed hunter whose tag is being used on the deer must:

- Detach the site tag from the deer license/registration slip.
- Before moving the deer, the hunter whose tag is being used must validate the tag by using a knife or similar sharp object to cut out the notches indicating the month, date and time of day the deer was killed (AM/PM).
- If more than one month, date, or time is cut out or marked, the tag becomes invalid.

Moving your deer

A person may move a lawfully taken deer from the site of the kill without attaching the validated tag to the animal only while in the act of manually or mechanically dragging, carrying, or carting the animal across the ground and while possessing the validated tag on their person.

The validated tag must be attached to the deer when the deer is placed on a motor vehicle or an ATV, a vehicle or a trailer being towed by an ATV or brought into a camp, yard or other place of habitation.

Attaching the tag

The tag must be secured to the deer around the base of an antler, through a slit cut in either ear, or between the tendon and bone of a hind leg with a zip tie, piece of wire or string.

The tag must remain attached to the deer until processed for storage.

Minnesota Department of Natural Resources
Site Tag

Tran# 007861090
Issued: 09/15/2021 10:48
Agent: 000001
Transect: 00000000

MDNR#: 111-780-128

GAYLE ELIZABETH SAMPLE

12 13 14 15 16 17 18 19 20 21 22 23 24 25 26 27 28 29 30 31

Res Deer Firearm License
Season: A \$35.00

RF 2021

Harvest Reg #: 863755468

Upon taking the animal, immediately notch the month, day, and time of harvest. You must attach the site tag to the animal per regulations. Attach string, twine, or wire through the die cuts in the tag and secure tightly to the animal.

The animal must be registered in accordance with DNR regulations.

Registration Confirmation #

16 17 18 19 20 21 22 23 24 25 26 27 28 29 30 31

Part 1:
Site Tag

Notch time,
date and
month here

Res Deer Firearm License/Reg Slip

MDNR#: 111-780-128

GAYLE ELIZABETH SAMPLE
500 LAFAYETTE RD N
SAINT PAUL, MN 55154001

DOB: 05/20/1984
Drivers License: A000118514322
Firearm Safety: 111780128

Height: 5'8
Weight: 135LB
Gender: FEMALE
Eyes: BLUE

Res Deer Firearm License
Season: A \$35.00

Harvest Reg #: 863755468

Registration of your animal is mandatory. Please call 1-888-708-4527, login to www.mn.dnr.gov/hunting, or visit an agent location. Be prepared with the following information. Write your confirmation number on the line below when registration is complete.

1. Harvest Reg #: 863755468
2. Permit Area (3 digit number)
3. Type of Deer
4. Date of kill

Registration Confirmation #

Licensee Signature:
I certify that I meet the eligibility requirements and have examined a legal residence in this state for a period of 60 days immediately preceding the date of this application. My knowledge are not otherwise revealed.

Tran# 007861090
Issued: 09/15/2021 10:48
Agent: 000001
Transect: 00000000

Detach
here

Part 2:
License
(hunter
retains)

Registration
Slip

Deer carcass disposal

Hunters who process their own deer may not dispose of carcasses on public land, including wildlife management areas, state forests, road rights of way, or in any water body. Deer carcasses may be disposed of in the following ways:

- On private land with the permission of the landowner.
- Through your refuse hauler after checking on how to properly bag the carcass.
- At a local landfill.

The use of carcasses or parts of carcasses as bait for trapping remains legal within applicable laws, however, the unlawful deposit of carcasses not associated with legal baiting or field dressing constitutes litter. Details about moving carcasses in CWD areas are on page 71 and the 2021 Deer Season Area Map.

Registration and transportation

Registration

Every deer taken must be registered and antlers must remain attached until the deer is registered. In all cases, the deer must be registered within 48 hours after the deer was taken and before the deer is processed either privately or commercially. Deer may be transported out of the area where taken without first being registered, except in 600-series deer permit areas and the CWD control zone where carcass movement restrictions are in place. There are three registration options:

1. **Walk-in Big Game Registration Stations**—Registration stations display large, orange “Big Game Registration” signs. The person whose tag is on the deer must personally present the deer at an official registration station and receive a big game possession tag. The tag must be attached to the hind leg, ear, or antler where the site tag was attached. You can find a complete list of all stations at any DNR wildlife office or on the DNR website.
2. **Telephone**—You will need a pen to record a confirmation number to complete the registration. Follow the steps below. They are also printed on your deer license.
 - a. Dial 888-706-6367 to get into the system.
 - b. Enter the nine-digit harvest registration number on the license. This is the large and bold number printed on your deer license and is NOT your MNDNR number.
 - c. Enter the three-digit area where the deer was killed. The system will only accept valid deer permit areas or special hunt numbers.
 - d. Enter the date the deer was killed.
 - e. Enter the type of deer—adult male, adult female, fawn male, fawn female.
 - f. You will receive a confirmation number that must be written on the license and site tag in the appropriate area.
3. **Online**—Connect to mndnr.gov/hunting to register your deer. The questions will be identical to phone registration. You will receive a confirmation number, which must be recorded on the license and site tag in the appropriate area.

Continued on next page

Telephone and internet deer registration

Persons who register by phone or internet do not receive a separate big game possession tag. When the system asks for deer type, please use the following information:

- Adult male—male deer with antlers at least 3 inches long.
- Fawn male—6-month-old male deer, commonly known as a “button buck” weighs less than 75 pounds dressed.
- Adult female—doe at least 18 months old. Longer nose and larger body (over 75 pounds dressed weight) than younger antlerless deer.
- Fawn female—6-month-old female deer. Shorter nose, weighs less than 75 pounds dressed. Register buck with antlers less than 3 inches or shed antlers as fawn male.

A harvest registration number can only be used once. The system will not accept multiple registrations using the same number.

You will only be asked questions valid to your license. Here are a few examples:

- Regular Firearms License—Will ask all four deer types but will not ask season because it’s only valid during the firearm season. The same applies to muzzleloader, archery, lifetime, etc.
- Bonus Permits—Will only ask three deer types (adult female, fawn male, fawn female) but will also ask season (archery, firearm, muzzleloader).

Big game registration stations

Big game registration provides essential information for managing deer populations. Registration station owners in the state donate the use of their business and the time of their staff to help collect this information. Station operators are not required to inspect deer or verify registration information. This is the hunter’s responsibility.

Transportation

A legally registered animal may be transported any time during and after the deer hunting season. Carcass movement restrictions apply in some CWD areas. See page 71 and the 2021 Deer Season Area Map.

- The licensee must accompany the deer in transport except as follows: A deer that has been registered may be transported by another person, if the signature, address, and license number of the licensee and the origin and destination of the transport are written on the back of the possession tag, the site tag, or a separate tag the licensee provides.
- All deer in transport must be readily accessible for inspection by DNR conservation officers.
- The head of a deer must remain attached to the carcass until the deer is registered. Skin and entrails may be removed before registration. Deer may be quartered before being registered, but the animal’s head must remain attached to one of the quarters.

Statewide bag limits for deer

Although hunters can buy archery, firearm and muzzleloader licenses, the bag limits may not allow all three tags to be filled in a single deer area. It is the hunter’s responsibility to know the bag limit for the areas they hunt. The statewide bag limit for deer is five. Deer harvested during the early antlerless season and the late CWD

Continued on next page

hunts do not count toward the statewide bag limit. The statewide bag limit for legal bucks is one, except in deer permit areas 643, 645, 646, 647, 648, 649, and 655, see page 69. Deer harvested in special hunts do not contribute to the bag limit within the surrounding deer permit area; however, they do contribute to the statewide limit.

Landowner Licensee Farms—Landowner licensees may take one antlerless deer in addition to the statewide bag limit for either-sex, two-deer limit, three-deer limit, or five-deer limit permit areas.

Application for antlerless permits in antlerless lottery deer areas

The bag limit in antlerless lottery areas for firearms and muzzleloader hunters is one deer, which must be an antlered buck unless hunters apply for and receive an antlerless permit in the lottery. The permit gives hunters the choice of taking either a legal buck or an antlerless deer. Those exempt from the lottery include:

- Residents of Minnesota State Veterans' Homes
- Residents age 84 and older
- Youth under age 18
- Hunters who have a permit to shoot deer from a stationary vehicle.
- Exceptions for military personnel and veterans with disabilities are on page 13.

Only hunters authorized above may shoot and tag the antlerless deer in an antlerless permit lottery area (no party hunting).

A hunter can apply using both a firearm and muzzleloader license; but may only enter one lottery per license. **The application deadline is Thursday, September 9.**

All hunters who purchase a firearms or muzzleloader license, and declare an antlerless permit lottery area by September 9 will be automatically entered into the lottery for an antlerless permit.

- Successful applicants will receive a postcard in the mail authorizing them to take an antlerless deer using their regular license in that antlerless permit lottery area. The authorization will be valid for both the firearm or muzzleloader season; however, you must still have a valid license for that season.
- Antlerless permit holders may take antlerless deer only in the area specified on the permit, but they may hunt deer anywhere during the season indicated on the license.
- Information regarding permit allocations is on the 2021 Deer Season Area Map.
- Leftover antlerless deer permits will be available first come, first served beginning at 5 p.m. on October 4. Leftover permits are available to any hunter who has a valid license but has not been selected.
- Permits are allocated in proportion to the license types in the lottery. For example, if 100 antlerless deer permits are allocated and 25% of the applicants are muzzleloader hunters then 25% of the permits will go towards the muzzleloader season. This has the benefit of having muzzleloader-only hunters compete with other muzzleloader-only hunters. They will not compete with firearm hunters who likely have more preference points.

Deer Permit Area Management Designations

Designation	Bag limit	Can I take an antlerless deer?	Can I use a bonus permit to take an antlerless deer?	If I am successful, can I take another deer in a different permit area?
Bucks-only	One deer, regardless of license type. Only one antlered buck may be taken.	No, unless you are a resident of a Minnesota State Veterans' Home or age 84 or older.	No	In any of the deer permit areas, if the hunter successfully takes a legal deer, they may take an antlerless deer in two-deer, three-deer, or five-deer limit areas and some special hunts.
Antlerless permit lottery	One deer, regardless of license type. Only one antlered buck may be taken.	No, unless you are selected in the lottery for an antlerless permit, or you are a resident of a Minnesota State Veterans' Home, or age 84 or older, or under age 18, or a person with a disability with a permit to shoot from a stationary vehicle. Youth and hunters with disabilities must personally take antlerless deer they tag.	No	
Either-sex	One deer, regardless of license type. Only one antlered buck may be taken.	Yes	No	
Two-deer limit	Two deer, only one antlered buck may be taken.	Yes	Yes	
Three-deer limit	Three deer, only one antlered buck may be taken.	Yes	Yes	
Five-deer limit	Five deer, only one antlered buck may be taken, except in selected areas (see page 69).	Yes	Yes. In some areas disease management permits may be used, see page 67.	

How hunters are selected for antlerless permits and special hunts

If permit applications exceed the number of permits available, computerized drawings will be used to issue permits.

- Drawings for antlerless deer or special area permits are based on a preference system. You accumulate preference by applying without getting drawn. Applicants receiving an antlerless deer or special hunt area permit lose their accrued preference.
- Preference is not affected by applying for a different area than the year before or by not applying for one or more years.
- Preference for group applications is based on the member with the fewest points.
- Only successful applicants will be notified.
- Information about the drawings and individual applications is available by the end of September. Check the DNR website (mndnr.gov) to view results.

Bonus and disease management permits

Bonus and disease management permits are available to archery, firearms, and muzzleloader hunters to take antlerless deer in designated areas.

- Bonus permits may be used in two-deer, three-deer, and five-deer limit areas, and almost all special hunts.
- Disease management permits may only be used in 600-series deer permit areas. Permits are available for \$2.50.
- Hunters must have the appropriate regular license for the area, season, and method they are using before purchasing bonus or disease management permits.
- Bonus permits are not valid in bucks-only, antlerless permit lottery, or either-sex deer areas.
- Bonus and disease management permits purchased after the start of shooting hours are valid the next day.
- A venison donation program is available for hunters that wish to donate harvested deer, see page 80.

Landowner deer license

This free license allows the taking of one additional antlerless deer in either-sex, two-deer limit, three-deer limit, and five-deer limit permit areas for a resident owner, tenant, or nonresident owner of at least 80 acres of agricultural or grazing land. Landowner licenses are valid during any open season; however, the landowner must use the appropriate weapon for that season. This license allows the taking of one additional antlerless deer per farm. A person may receive only one landowner deer license per year. For land with co-owners or co-tenants, only one co-owner or co-tenant may receive a landowner deer license per year. The license is valid only on the land owned or leased for agricultural purposes by the license holder within the deer area where the qualifying land is located. The license holder may give the license to a spouse or dependent. A license issued under this provision does not affect the license-holder's eligibility to purchase additional deer licenses or permits. A landowner deer license can be used to purchase bonus permits in two-deer limit, three-deer limit, or five-deer limit permit areas or disease management permits in 600-series deer areas. Landowners who obtain this license must allow public deer hunting on their land during the deer hunting season, except for the first Saturday and Sunday of the season. Hunters must obtain permission, and it is up to the landowner how much public hunting is appropriate.

Chronic Wasting Disease

Chronic wasting disease (CWD) affects deer, caribou, reindeer, elk and moose. Typical signs of the disease include drooping head or ears, incoordination, poor body condition, increased salivation, and excessive thirst or urination. The disease can incubate in deer or other cervids for 1½ to 3 years before deer show any of these clinical symptoms, but deer can still spread disease during this time. CWD is always fatal. In Minnesota, the disease has been detected on a number of deer and elk farms since 2002 and in wild deer since 2010. The DNR uses special CWD zones to contain and test for the disease where it has been found in wild deer and cervid facilities. For more information about CWD and surveillance efforts, visit the website at mndnr.gov/cwd.

NEW—CWD sample submission is mandatory in all CWD zones during the opening weekend of the firearms A and B seasons

In CWD management, control and surveillance zones, hunters must provide a sample from deer 1 year or older within 24 hours of harvest during the opening weekend of each of the firearms A and B seasons (except in deer permit areas 213 and 273, where sampling is voluntary until the sampling goal is reached). Sampling stations, either staffed or self-service, will be available in all of these zones.

Carcass movement restrictions are in effect for CWD management and control zones. Whole carcasses cannot leave these zones until a “not detected” test result is received. More about carcass movement restrictions can be found on page 71.

Sampling information

- Deer **MUST** be registered before sampling. Deer will not be registered as part of the sampling process. The hunter must register by telephone, internet, or walk-in registration.
- Staffed sampling stations will be available from 9 a.m. to 7 p.m., on Saturday and Sunday of the opening weekend each of the firearms A and B seasons. (Self-service sampling stations will be available at all sampling sites the Mondays following opening weekends to allow compliance with mandatory sampling regulations.) A list of stations is found on pages 72-74 and online at mndnr.gov/cwd.
- Self-service sampling stations are also available on Saturday through Monday of the opening weekend each of the firearms A and B seasons for mandatory sampling. These stations are open 24 hours.
- Hunters must comply with carcass movement restrictions for their deer permit area when choosing a sampling station.
- Self-service sampling information:
 - Self-service sampling stations are available 24 hours a day. A list of stations is found on pages 72-78 and online at mndnr.gov/cwd.
 - If hunters plan to use a self-service sampling station, it is recommended they remove the deer head prior to arriving at the station; however, equipment for removing the head will be available at each station. Deer heads submitted at a self-service sampling station will not be returned to hunters, so hunters who wish to keep antlers must remove them prior to submitting the head. Providing skull-capped deer heads for sampling is OK.
 - Tags will be provided at self-service sampling stations for hunters to write down their contact information and harvest location. Maps will be provided at each

station so hunters can locate their deer permit area and the township, range and section where the deer was harvested. Hunters should fill out and attach the larger portion of the tag to the deer head and retain the perforated stub in order to check their test results.

- Test results will be available online at mndnr.gov/cwdcheck. The time it takes to receive test results will vary depending on testing volume at the diagnostic lab.
- Hunters can process deer as normal. Hunters should keep processed deer separate and identifiable until test results are received.
- If a hunter harvests a trophy deer, or would like to retain the head for any reason, they must still submit a sample. The hunter should contact a partnering taxidermist (list is available on the website at mndnr.gov/cwd). Taxidermists will likely charge a fee to cape the deer. Hunters may also collect their own sample by following the instructional video provided on the DNR website, and then place the sample in a plastic baggie and fill out a sample identification tag at a self-service sampling station.

CWD management zone (DPAs 604, 605, 643, 645, 646, 647, 648, 649, 655)

The CWD management zone (600-series DPAs) was designated due to the detection of CWD in wild deer. The management zone is DPAs 604, 605, 643, 645, 646, 647, 648, 649 and 655. The intent of management strategies in this zone is to limit the potential for disease transmission by increasing hunting opportunities to reduce deer densities, using feeding and attractant bans to reduce contact between deer; and restricting carcass movement. In this zone, sample submission is mandatory during the opening weekend of each of the firearms A and B seasons. If a hunter harvests a deer from one of these areas outside of the opening weekend of firearms and would like to have their deer tested, self-service sampling stations are available.

In the CWD management zone, the following hunting regulations apply:

- 🌟 **NEW**—Hunters may harvest up to five deer.
- Antler-point restrictions are removed and cross tagging for antlered bucks is allowed.
- Carcass movement restrictions apply during all seasons for all deer including fawns. Any whole carcass cannot leave the zone, until a “not detected” test result is received; however, the meat or quarters may leave immediately. See page 71.
- Hunters may use either a Statewide (A) or a Late Southeast (B) license during any firearms season and may purchase disease management permits for \$2.50 each to take antlerless deer. There are additional license requirements for the early antlerless season. See page 81.
- All of these areas except DPA 604 are open during the late CWD hunts in December and January. Special regulations apply, see page 84.
- In DPAs 604 and 605, hunters may harvest only one buck per year. Harvested bucks count toward the five-deer limit.
- In the southeast part of the state only (DPAs 643, 645, 646, 647, 648, 649, and 655). Hunters may harvest up to three legal bucks per year. Hunters can take one buck under an archery license, one buck under a firearms license, and one buck under a muzzleloader license. Bucks taken in these DPAs do not count toward the

statewide one buck limit, but do count toward the license limit and the five-deer limit. For example, a hunter can take one buck with a firearms license in DPA 643 and another buck with a muzzleloader license in DPA 171.

CWD control zone (DPAs 255, 343, 344)

The CWD control zone borders the CWD management zone in the southeast part of the state to help prevent further spread of disease. The control zone is DPAs 255, 343 and 344. In this zone, sample submission is mandatory during the opening weekend of each of the firearms A and B seasons. If a hunter harvests a deer from one of these areas outside of the opening weekend of firearms and would like to have their deer tested, self-service sampling stations are available.

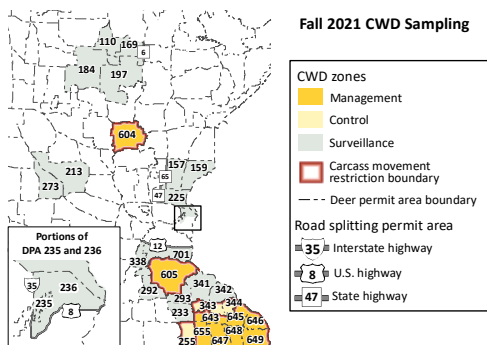
In the CWD control zone, the following hunting regulations apply:

- Hunters may harvest only one buck per year. Cross-tagging is allowed for bucks and antler-point restrictions are removed.
- Deer carcass movement restrictions apply during all seasons for all deer including fawns. Deer harvested inside the control zone may move between either the control zone or the portion of the management zone in the southeast part of the state prior to receiving a “not detected” test result. See page 71 for details.
- Hunters must use a Statewide (A) or a Late Southeast (B) license for the respective firearms season. Bonus permits may be used for antlerless deer during any deer season.
- Disease management permits cannot be used in the control zone.
- DPA 343 is open during the late CWD hunts, see page 83.

CWD surveillance zone

The CWD surveillance zone consists of areas where CWD has been found in captive deer or in wild deer in an adjacent area or state. The surveillance zone is DPAs 110, 159, 184, 197, 213, 233, 273, 292, 293, 338, 341, 342, and portions of DPAs 157, 169, 225, 235, 236, and 701. In this zone, sampling is mandatory over the opening weekend of each of the firearms A and B seasons; the only exception is in DPAs 213 and 273, where sampling is voluntary until the sampling goal is reached (check the website to see when these goals have been reached). If a hunter harvests a deer from the surveillance zone outside of the opening weekend of firearms and would like to have their deer tested, appointments can be set up at their local wildlife office.

There are no carcass movement restrictions for deer harvested in this zone.



Carcass Movement Restrictions

Carcasses are defined as the head with brain tissue and spinal column of the deer.

Where was the deer harvested?	Carcass movement restrictions	Exceptions
Outside of Minnesota	Carcasses of any deer, elk, or moose species obtained anywhere outside of Minnesota cannot be brought into the state. Nonresidents transporting whole or partial carcasses on a direct route through Minnesota are exempt from this restriction.	In situations where movement of carcasses is banned, the following parts can be transported into Minnesota or outside of those zones: 1) Quarters or other portions of meat with no part of the spinal column or head attached, 2) Meat that is boned out or that is cut and wrapped (either commercially or privately), 3) Hides and teeth, 4) Antlers or clean (no brain tissue attached) skull plates with antlers attached, and 5) finished taxidermy mounts.
In the CWD Management Zone (DPAs 604, 605, 643, 645, 646, 647, 648, 649, 655)	Carcasses of all deer, including fawns, taken within a CWD Management Zone must remain in the zone boundary until a “not detected” test is confirmed.	
In the CWD Control Zone (DPAs 255, 343, 344)	Carcasses of all deer, including fawns, taken within a CWD Control Zone must remain in either the CWD Control Zone or the adjacent CWD Management Zone until a “not detected” test is confirmed.	
Anywhere in Minnesota outside of the CWD Management and Control Zones	No carcass movement restrictions exist for deer harvested in permit areas outside the CWD Management and Control Zones in Minnesota. This applies to the CWD Surveillance Zone.	

Complying with carcass movement restrictions

To help hunters comply with legal carcass movement restrictions within CWD management or control zones, the DNR will maintain dumpsters where hunters can dispose of deer carcass remains. Dumpster locations and available dates will be listed on mndnr.gov/cwd.

Sampling Station Locations for the CWD Management Zone

Deer can be transported to the following sampling stations during the times noted. These tables do not apply during the late CWD hunts. Station locations could change in each area. For the latest on station availability, visit mndnr.gov/cwd.

Deer Permit Area(s)	City	Station Location	Station Address	Mandatory: Firearms A opener (Nov. 6-7)	Mandatory: Firearms B opener (Nov. 20-21)	Voluntary: Outside of firearms opening weekends
604	Aitkin	DNR Wildlife Office	1200 Minnesota Ave S, Aitkin, MN 56431	Self-service	NA	Self-service
604	Brainerd	DNR Wildlife Office	1601 Minnesota Dr, Brainerd, MN 56401	Staffed	NA	Self-service
604	Crosby	Cuyuna County State Recreation Area; Croft Mine Parking Area	23150 Minnesota Hwy 6, Crosby, MN 56441 (parking lot 250 yards east of address)	Staffed	NA	Self-service
604	Emily	Emily Volunteer Fire Department	20823 County Hwy 1, Emily, MN 56447	Staffed	NA	Self-service
604	Nisswa	E Side Public Water Access for Gull Lake	5056 Nashaway Rd, Nisswa, MN 56468	Staffed	NA	Self-service
604	Pine River	Cass County Fairgrounds	525 First St N., Pine River, MN 56474	Self-service	NA	Self-service
605	Cannon Falls	Lake Byllesby Goodhue County Park	5001 Hwy 19, Blvd, Cannon Falls, MN 55009	Staffed	Staffed	Self-service
605	Faribault	Rice County Fairgrounds, enter off 2nd Ave NW	1814 2nd Ave NW, Faribault, MN 55021	Staffed	Self-service	Self-service
605	Hastings	Lake Rebecca Park, first left off Lock and Dam Rd	415 Lock and Dam Rd, Hastings, MN 55033	Staffed	Staffed	Self-service
605	Kenyon	Kenyon Meats	116 Spring St, Kenyon, MN 55946	Self-service	Self-service	Self-service
605	Lonsdale	Rice County Highway Dept shop	110 5th Ave NW, Lonsdale, MN 55046	Self-service	Self-service	Self-service
605	Montgomery	Edel's Meat Locker	124 1st St N., Montgomery, MN 56069	Staffed	Self-service	Self-service
605	New Market/ Lakeville	New Market Township Hall	8950 230th St E, Lakeville, MN 55044	Self-service	Self-service	Self-service
605	New Prague	Skuzacek's Quality Meats	400 Main St W, New Prague, MN 56071	Staffed	Self-service	Self-service
605	Northfield	Northfield Archery Range	10353 Hall Ave, Northfield, MN 55057	Self-service	Self-service	Self-service
605	Rosemont	DNR Wildlife Office	15325 Babcock Ave E, Rosemont, MN 55068	Self-service	Self-service	Self-service
605	Shakopee	USFWS parking lot—Wilkie unit	5981 County Rd 101, Shakopee, MN 55379	Staffed	Staffed	Self-service
643, 645, 646, 647, 648, 649, 655	Caledonia	Houston County Fairgrounds	1316 E Washington St, Caledonia, MN 55921	Staffed	Staffed	Self-service
643, 645, 646, 647, 648, 649, 655	Chatfield	Strongwell	1610 US-52, Chatfield, MN 55923	Staffed	Staffed	NA

Sampling Station Locations for the CWD Management Zone *continued*

Deer Permit Area(s)	City	Station Location	Station Address	Mandatory: Firearms A opener (Nov. 6-7)	Mandatory: Firearms B opener (Nov. 20-21)	Voluntary: Outside of firearms opening weekends
643, 645, 646, 647, 648, 649, 655	Chatfield	Magnum Sports	20 Main St S, Chatfield, MN 55923	Self-service	Self-service	Self-service
643, 645, 646, 647, 648, 649, 655	Dexter	Hamilton Auction Company	130 State Hwy 16, Dexter, MN 55926	Self-service	Self-service	Self-service
643, 645, 646, 647, 648, 649, 655	Granger	North of Granger near intersection of 120th St and Kingbird Rd (319)	43.529806, -92.158889	Self-service	Self-service	Self-service
643, 645, 646, 647, 648, 649, 655	Houston	BP Gas Station	801 MN-16, Houston, MN 55943	Staffed	Staffed	Self-service
643, 645, 646, 647, 648, 649, 655	Kasson	Hardware Hank	11 Fourth St SE, Kasson, MN 55944	Staffed	Staffed	Self-service
643, 645, 646, 647, 648, 649, 655	La Crescent	La Crescent Joint Public Works Facility	450 S Chestnut St, La Crescent, MN 55947	Staffed	Staffed	Self-service
643, 645, 646, 647, 648, 649, 655	LeRoy	Lake Louise State Park	12385 766th Ave, Le Roy, MN 55951	Self-service	Self-service	Self-service
643, 645, 646, 647, 648, 649, 655	Mabel	Steam Engine Days Park	90 E Alpine Ave, Mabel MN 55954	Staffed	Self-service	Self-service
643, 645, 646, 647, 648, 649, 655	Preston	DNR Forestry Office	912 Houston St NW, Preston, MN 55965	Staffed	Staffed	Self-service
643, 645, 646, 647, 648, 649, 655	Rochester	DNR shop at Gordon Yeager WMA – Southwest Unit	2300 Silver Creek Rd NE, Rochester, MN 55906	Staffed	Staffed	Self-service
643, 645, 646, 647, 648, 649, 655	Rushford	Pam’s Corner Convenience	107 MN-16, Rushford, MN 55971	Staffed	Staffed	Self-service
643, 645, 646, 647, 648, 649, 655	Spring Valley	City Lot across from Spring Valley Public Utilities	104 S Section St, Spring Valley, MN 55975	Self-service	Self-service	Self-service
643, 645, 646, 647, 648, 649, 655	St. Charles	Winona County Fairgrounds (behind A&W All American Foods)	518 W 6th St, St. Charles, MN 55972	Staffed	Self-service	Self-service
643, 645, 646, 647, 648, 649, 655	Stewartville	Bear Cave Park	800 10th St NW, Stewartville, MN 55976	Staffed	Self-service	Self-service
643, 645, 646, 647, 648, 649, 655	Wilson	Wilson Truck and Trailer Repair	29622 County Rd 12, Winona, MN 55987	Staffed	Staffed	Self-service
643, 645, 646, 647, 648, 649, 655	Winona	Fleet Farm	920 E Hwy 61, Winona, MN 55987	Staffed	Staffed	Self-service

Sampling Station Locations for the CWD Control Zone

Deer can be transported to the following sampling stations during the times noted or to sampling stations in the following DPAs in the adjacent CWD management zone: 643, 645, 646, 647, 648, 649, 655. These tables do not apply during the late CWD hunts. Station locations could change in each area. For the latest on station availability, visit mndnr.gov/cwd.

Deer Permit Area(s)	City	Station Location	Station Address	Mandatory: Firearms A opener (Nov. 6-7)	Mandatory: Firearms B opener (Nov. 20-21)	Voluntary: Outside of firearms opening weekends
255, 343, 344	Austin	Jay C. Hornel Nature Center	1304 21st St NE, Austin, MN 55912	Staffed	Self-service	Self-service
255, 343, 344	Elba	Whitewater WMA Wildlife Office	15035 Hwy 74, Altura, MN 55910	Staffed	Self-service	Self-service
255, 343, 344	Pine Island	Next to Dollar General and at the intersection of 1st Ave NE and County Rd 11/Center Dr	222 Center Dr, Pine Island, MN 55963	Staffed	Self-service	Self-service
255, 343, 344	Plainview	Kreofsky Do It Best Building Supply	865 Enterprise Dr SW, Plainview, MN 55964	Staffed	Self-service	Self-service

Sampling Station Locations for the CWD Surveillance Zone

Only portions of deer permit areas 157, 169, 225, 235, 236 and 701 are included. Details can be found on the back of the 2021 Deer Season Area Map.

Deer harvested in this zone can be transported to any sampling station in any zone during the times noted. These tables do not apply during the late CWD hunts. Station locations could change in each area. For the latest on station availability, visit mndnr.gov/cwd.

Deer Permit Area(s)	City	Station Location	Station Address	Mandatory: Firearms A opener (Nov. 6-7)	Mandatory: Firearms B opener (Nov. 20-21)	Voluntary: Outside of firearms opening weekends
110, 169, 184, 197	Bagley	DNR Forestry Office	36452 State Hwy 92, Bagley, MN 56621	Staffed	NA	By appointment
110, 169, 184, 197	Becida	Becida Bar and Grill	13718 County Rd 9, Becida, MN 56678	Staffed	NA	By appointment
110, 169, 184, 197	Bemidji North	Beltrami County Fairgrounds	7223 Fairgrounds Rd NW, Bemidji, MN 56601	Staffed	NA	By appointment
110, 169, 184, 197	Bemidji South	Cenex Station (U.S. Hwy 2 and 71)	120 Convenience Lane SE, Bemidji, MN 56601	Staffed	NA	By appointment

Continued on next page

Sampling Station Locations for the CWD Surveillance Zone continued

Deer Permit Area(s)	City	Station Location	Station Address	Mandatory: Firearms A opener (Nov. 6-7)	Mandatory: Firearms B opener (Nov. 20-21)	Voluntary: Outside of Firearms opening weekends
110, 169, 184, 197	Bena	Big Winni Store RV Park and Campground (across the road in empty lot)	1510 U.S. Hwy 2, Bena, MN 56626	Self-service	NA	By appointment
110, 169, 184, 197	Blackduck	Timberline Sport 'n' Convenience	209 Summit Ave W, Blackduck, MN 56630	Staffed	NA	By appointment
110, 169, 184, 197	Cass Lake	MnDOT Rest Area Cass Lake	105 U.S. Hwy 2, Cass Lake, MN 56633	Staffed	NA	By appointment
110, 169, 184, 197	Deer River	DNR Forestry Station	403 Division St, Deer River, MN 56636	Staffed	NA	By appointment
110, 169, 184, 197	Effie	DNR Forestry Station	205 State Hwy 1, Effie, MN 56639	Self-service	NA	By appointment
110, 169, 184, 197	Itasca State Park	Rock Creek General Store	16879 N. Entrance Dr, Shevlin, MN 56676	Self-service	NA	By appointment
110, 169, 184, 197	Kelliher	Municipal lot between Village One Stop and the Liquor Store	143 Clark Ave S, Kelliher, MN 56650	Staffed	NA	By appointment
110, 169, 184, 197	Lake George	Lake George Community Park	37110 U.S. Hwy 71, Lake George, MN 56458	Staffed	NA	By appointment
110, 169, 184, 197	Longville	City Lot (north of Full Stringer Bait and Tackle, across the road)	1448 County Rd 5, Longville, MN 56655	Self-service	NA	By appointment
110, 169, 184, 197	Northome	Koochiching County Fairgrounds	12099 U.S. Hwy 71, Northome, MN 56661	Staffed	NA	By appointment
110, 169, 184, 197	Puposky	The 89 Bar and Grill	8083 Old Long Lake Rd NW, Bemidji, MN 56601	Self-service	NA	By appointment
110, 169, 184, 197	Solway	My Store Solway	4895 Jones Townhall Rd NW, Solway, MN 56678	Self-service	NA	By appointment
110, 169, 184, 197	Squaw Lake	Firehall/Community Center	51272 State Hwy 46, Squaw Lake, MN 56681	Staffed	NA	By appointment
110, 169, 184, 197	Talmoon	Little Turtle Lake Store	49926 MN-6, Talmoon, MN 56628	Staffed	NA	By appointment
110, 169, 184, 197	Tenstrike	Poor Willies	122 Main St, Tenstrike, MN 56683	Self-service	NA	By appointment
110, 169, 184, 197	Walker	U.S. Forest Service Office	201 Minnesota Ave E, Walker, MN 56484	Staffed	NA	By appointment
110, 169, 184, 197	Waskish	My Store Waskish	54345 MN-72, Waskish, MN 56685	Self-service	NA	By appointment
157, 159, 225, 235, 236	Almelund	Rod's Country Corner	37455 Park Trail, Center City, 55012	Staffed	NA	By appointment
157, 159, 225, 235, 236	Braham	East Central Energy	412 Main St N., Braham, MN 55006	Staffed	NA	By appointment

Sampling Station Locations for the CWD Surveillance Zone continued

Deer Permit Area(s)	City	Station Location	Station Address	Mandatory: Firearms A opener (Nov. 6-7)	Mandatory: Firearms B opener (Nov. 20-21)	Voluntary: Outside of firearms opening weekends
157, 159, 225, 235, 236	Cambridge	DNR Wildlife Office	800 Oak Savanna Lane SW, Cambridge, MN 55008	Staffed	NA	By appointment
157, 159, 225, 235, 236	Center City	Wild River State Park	39797 Park Trail, Center City, 55012	Self-service	NA	By appointment
157, 159, 225, 235, 236	Forest Lake	Carlos Avery WMA Headquarters	5463 W Broadway, Forest Lake, MN 55025	Self-service	NA	By appointment
157, 159, 225, 235, 236	Harris	Fish Lake Bait	5857 Stark Rd, Harris, MN 55032	Staffed	NA	By appointment
157, 159, 225, 235, 236	Hinckley	Grand Casino Hinckley (Meshakwad Community Center)	38043 Hinckley Rd, Hinckley, MN 55037	Staffed	NA	By appointment
157, 159, 225, 235, 236	Lindstrom	Lindstrom Maintenance Yard (behind Fairview Cemetery, turn east on Sylvan Ave)	13392 Sylvan Ave, Lindstrom, MN 55045	Self-service	NA	By appointment
157, 159, 225, 235, 236	McGrath	DNR Forestry Field Office	16082 State Hwy 65, McGrath, MN 56350	Self-service	NA	By appointment
157, 159, 225, 235, 236	Mora	Knife Lake Public Water Access—Northeast	Access Rd, Mora, MN 55051	Staffed	NA	By appointment
157, 159, 225, 235, 236	Ogilvie	Ogilvie Raceway	1539 MN-23, Ogilvie, MN 56358	Staffed	NA	By appointment
157, 159, 225, 235, 236	Pine City	Pine City National Guard Armory	1305 Main St S, Pine City, MN 55063	Staffed	NA	By appointment
157, 159, 225, 235, 236	Rock Creek	St. Croix Trailhead (canoe access & parking lot)	15975 State Hwy 70, Pine City, MN 55065	Self-service	NA	By appointment
157, 159, 225, 235, 236	Sandstone	DNR Forestry Office	613 State Hwy 23, Sandstone, MN 55072	Staffed	NA	By appointment
157, 159, 225, 235, 236	St. Croix State Park (Hinckley)	St. Croix State Park	30065 St. Croix Park Rd, Hinckley, MN 55037	Staffed	NA	By appointment
157, 159, 225, 235, 236	Stacy	Full Draw Outdoors	6017 Athens Trail, Stacy, MN 55079	Self-service	NA	By appointment

Sampling Station Locations for the CWD Surveillance Zone continued

Deer Permit Area(s)	City	Station Location	Station Address	Mandatory: Firearms A opener (Nov. 6-7)	Mandatory: Firearms B opener (Firearms 20-21)	Voluntary: Outside of firearms opening weekends
213, 273	Alexandria	County Line Liquor	11535 MN-29, Alexandria, MN 56308	Self-service until goal is met	Self-service until goal is met	Self-service until goal is met
213, 273	Ashby	Lake Christina Boat Access	Lake Christina public access south of Ashby on Hwy 82			
213, 273	Brooten	Jenniges Meat Processing	131 Pleasant Ave, Brooten, MN 56316			
213, 273	Eagle Bend	Shirley's Gas and Grocery	411 U.S. Hwy 71, Eagle Bend, MN 56466			
213, 273	Elbow Lake	MN DNR Roving Crew Office	611 Industrial Park Blvd, Elbow Lake, MN 56531			
213, 273	Fergus Falls	DNR Office	1509 First Ave N, Fergus Falls, MN 56537			
213, 273	Glenwood	Minnewaska Meats	11 1st Ave SW, Glenwood, MN 56334			
213, 273	Kensington	Crossroads General Store	11 Railway St W, Kensington, MN 56343			
213, 273	Long Prairie	Fleet Supply	940 Commerce Rd, Long Prairie, MN 56347			
213, 273	Osakis	The General Store	204 Central Ave, Osakis, MN 56360			
213, 273	Rose City	Rose City Bar & Grill	17866 County Rd 18 NE, Eagle Bend, MN 56446			
213, 273	Sauk Centre	Fleet Supply	1050 Centre St, Sauk Centre, MN 56378			
213, 273	Starbuck	Starbuck Meats & Locker Services	117 E 5th St, Starbuck, MN 56381			
213, 273	Villard	Cenex	600 Washington Ave, Villard, MN 56385			

Sampling Station Locations for the CWD Surveillance Zone continued

Deer Permit Area(s)	City	Station Location	Station Address	Mandatory: Firearms A opener (Nov. 6-7)	Mandatory: Firearms B opener (Nov. 20-21)	Voluntary: Outside of firearms opening weekends
233, 292, 293, 338, 341, 342, 701	Afton	DNR Afton State Park	6959 Peller Ave S, Hastings, MN 55033	Self-service	Self-service	By appointment
233, 292, 293, 338, 341, 342, 701	Belle Plaine	Cenex Station	840 E Main St, Belle Plaine, MN 56011	Self-service	Self-service	By appointment
233, 292, 293, 338, 341, 342, 701	Blooming Prairie	Miner's Outdoor and Rec	635 6th St SE, Blooming Prairie, MN 55917	Self-service	NA	By appointment
233, 292, 293, 338, 341, 342, 701	Goodhue	USDA/SWCD Building	104 E 3rd Ave, Goodhue, MN 55027	Staffed	Staffed	By appointment
233, 292, 293, 338, 341, 342, 701	Kellogg	Shorty's Prairie Bait and Tackle Shop	615 S Dodge St, Kellogg, MN 55945	Staffed	Self-service	By appointment
233, 292, 293, 338, 341, 342, 701	Lake City	DNR Office	1801 S Oak St, Lake City, MN 55041	Staffed	Self-service	By appointment
233, 292, 293, 338, 341, 342, 701	Owatonna	DNR Rice Lake State Park	8485 Rose St, Owatonna, MN 55060	Staffed	NA	By appointment
233, 292, 293, 338, 341, 342, 701	Red Wing	4 Seasons Sports	2301 Old West Main St, Red Wing, MN 55066	Staffed	Self-service	By appointment
233, 292, 293, 338, 341, 342, 701	Waconia	Carver County Fairgrounds, enter main gate off 3rd St	501 W 3rd St, Waconia, MN 55387	Self-service	Self-service	By appointment
233, 292, 293, 338, 341, 342, 701	Waterville	DNR Sakatah Lake State Park	50499 Sakatah Lake State Park Rd, Waterville, MN 56096	Self-service	NA	By appointment
233, 292, 293, 338, 341, 342, 701	Zumbro Falls	Zumbro Falls City Park, Southeast of Main St off Railroad St	387 Water St, Zumbro Falls, MN 55991	Staffed	Staffed	By appointment

Deer Feeding Ban

The feeding and attractant bans described below are likely to be expanded this fall to include additional counties. Details will be announced on the DNR website at mndnr.gov/cwd

Feeding deer increases the risk of disease transmission. Deer feeding includes placement or distribution of grains, fruits, vegetables, nuts, hay and other food that is capable of attracting or enticing deer. See page 60 for information on the difference between deer feeding and baiting.

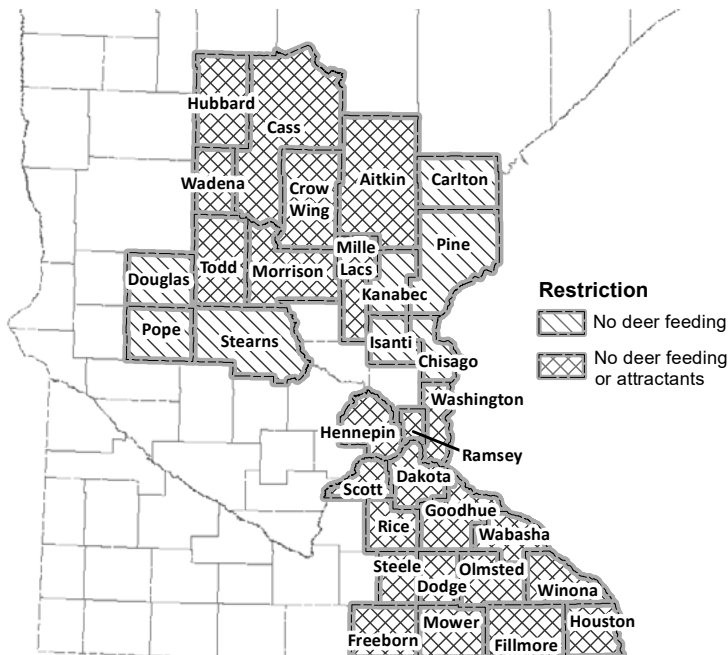
Deer attractants are natural or manufactured products that are capable of attracting or enticing deer, including salt, minerals, and any product that contains or claims to contain cervid urine (example “doe in heat”), blood, gland oil, feces, or other bodily fluid.

Deer feeding is prohibited in areas where chronic wasting disease was detected in farmed deer. This includes all of Carlton, Chisago, Douglas, Isanti, Kanabec, Pine, Pope, and Stearns counties.

In addition to deer feeding, deer attractants are prohibited in counties within proximity to where wild deer have been found positive for CWD. This includes Aitkin, Cass, Crow Wing, Dakota, Dodge, Fillmore, Freeborn, Goodhue, Hennepin, Houston, Hubbard, Mille Lacs, Morrison, Mower, Olmsted, Ramsey, Rice, Scott, Steele, Todd, Wabasha, Wadena, Washington and Winona counties.

For more information about CWD visit the DNR’s website at mndnr.gov/cwd.

Counties with Deer Feeding and Attractants Prohibited



Deer—Archery

Season dates:

September 18 - December 31

Regular archery license: except in bucks-only permit areas, a regular archery license is valid for an either-sex deer statewide in any open area.

Open areas: Archery hunters can hunt permit areas statewide except in Itasca State Park (deer permit area 287).

Unless authorized under the Minnesota Personal Protection Act, a person may not possess a firearm while bow hunting for deer.

Blaze clothing October 21 - 24

Blaze orange/pink clothing is required during this time. Firearms deer hunting is allowed statewide for the youth deer season and in specific areas for the early antlerless deer season.

Bag limit and permit area reminder

Check the management designations and associated bag limits for your permit area on the 2021 Deer Season Area Map insert and online mndnr.gov/hunting/deer/map.html. If you hunt in an antlerless permit lottery, either-sex, two-deer limit, three-deer limit, or five-deer limit permit area, your archery license is valid for an either-sex deer. Bonus permits may only be used to take antlerless deer in two-deer limit, three-deer limit, five-deer limit, and early antlerless permit areas. Disease management permits may be used in select five-deer limit areas. Details are on page 69.

Bucks-only areas

Except for residents over age 84, no antlerless deer may be taken with an archery license in a bucks-only deer area. An archery license is only valid for legal bucks in these areas.

Crossbows

See page 57 for information about hunting big game with a crossbow.

Venison donation program

The venison donation allows hunters to donate deer that they have shot for distribution to food shelves at no cost to the hunter. Drop off a deer at any of the participating processors posted on the DNR website. Processing fees are paid from a \$1 fee collected from the sale of bonus permits. The DNR and the Minnesota Department of Agriculture fully support deer hunting and the venison donation program. Venison is a healthy source of high-quality protein. Lead contamination can be avoided by using nontoxic ammunition or reduced by using ammunition with high weight retention, such as bonded bullets, and by placing shots in vital areas, away from major muscle groups and liberally trimming meat around the wound channels.

Deer—Early Antlerless Season and Youth Deer Season

Season dates:

October 21 - 24

Open areas early antlerless season: Permit areas 213, 214, 215, 221, 227, 236, 277, 341, 342, 343, 604, 605, 643, 645, 646, 647, 648, 649, 655, and 701.

Open areas youth deer season: Statewide, except Itasca State Park, see page 36.

The early antlerless season coincides with the special youth deer season in deer permit areas listed above. The purpose is to provide hunters additional opportunity to manage local deer herds. To participate in the early antlerless season, hunters must possess an archery, firearm or muzzleloader license and at least one valid early antlerless permit. Weapons must match the parent license under which the early antlerless permit is purchased. Youth can take one deer of either sex in early antlerless areas using their youth license as described on page 36. They do not need an early antlerless license unless they continue hunting in an early antlerless season area after their youth license is filled. Bonus permits (and disease management permits in 600-series areas) may be used but hunters must still possess at least one valid early antlerless permit to participate. The limit is five deer during the early antlerless season, which is in addition to the statewide bag limit. Party hunting is allowed. Up to five permits may be purchased per person.

The Whitewater State Game Refuge in Winona County and the surrounding deer permit area (DPA 344) are not open during the early-antlerless season this year. The refuge is open only to youth participating in the Youth Deer Season.

A venison donation program is available for hunters that wish to donate harvested deer, see page 80.

Deer—Firearms

- See page 59 for season dates.
- Next year's firearms deer opener is November 5, 2022.

Regular firearm license

There are two types of regular firearms deer licenses:

- Statewide (A) season licenses are valid in any area that opens November 6. Hunters are not obligated to stay in any one zone. For example, a person can hunt in deer permit area 343 (nine-day season) opening weekend, move to deer area 235 (9-day season) the second weekend, and finish up in 184 (16-day season) on the last weekend.
- Late southeast (B) licenses are valid in the late southeast (B) area (300 Series) and season (November 21 - 29).
- The hunter's season choice (A or B) is printed on the license.
- Both statewide (A) and late southeast (B) season licenses are valid during all firearms seasons in the metro deer management zone (701) and the 600-series permit areas.
- A regular firearms license is valid for either an antlered buck or antlerless deer in any either-sex, two-deer limit, three-deer limit, or five-deer limit area or in a antlerless permit lottery area if successful in the lottery. If unsuccessful in the

Continued on next page

lottery, the firearms license is only valid for an antlered buck in antlerless permit lottery areas.

- The youth firearm license may be used in the youth deer season, the statewide (A), and late southeast (B) seasons.

Rifle/shotgun boundary

In the shotgun zone (see the 2021 Deer Season Area Map), deer hunters may use only legal shotguns loaded with single-slug shotgun shells, legal muzzleloading long guns, or legal handguns.

How to buy a firearms deer license

- Choose either the statewide (A) or late southeast (B) season option. The option will be printed on your license; then
- Tell the agent which deer area you hunt most often or if applying for a lottery, which deer permit area you plan to hunt. This is collected for information or application purposes and will not print on the license. You are not obligated to stay in the area you say you hunt most often.
- Regular Firearms License (Both statewide (A) and late southeast (B) license are valid in 600-series and 701 deer permit areas.)

Option 1: Statewide (A), valid in areas:

100 Series: Nov. 6 - 21

200 Series: Nov. 6 - 14

300 Series: Nov. 6 - 14

OR

Option 2: Late Southeast (B) Season:

300 Series: Nov. 20 - 28

Lead in venison

Hunters are encouraged to consider non-lead big game ammunition featuring expanding copper, brass, and gilding metal bullets. Dozens of such bullets have been perfected in recent years. They expand reliably and instantly, retain nearly all their weight, and penetrate better than most lead-core bullets. They are available as muzzleloader bullets and shotshell slugs, too.

Hunters who try non-lead bullets usually find they perform as well as or better than lead-core bullets because there are no jackets to separate from the core and no soft lead to erode or break apart, hindering penetration. Prices for monolithic, non-lead bullets are comparable to those of premium lead-core ammo.

Lead is a toxic metal harmful to anyone who ingests it, but especially to children and pregnant women. It can also cause cognitive issues for older adults. Lead core bullets can fragment into dozens of pieces and penetrate as far as 18 inches from the wound channel. In several studies, up to 30% of X-rayed, commercially butchered venison burger contained lead fragments.

Non-lead bullets and slugs also eliminate secondary poisoning of bald eagles and other raptors that ingest lead fragments when feeding on gut piles. For more details, visit mndnr.gov/lead.

Deer—Muzzleloader

Season dates:

November 27 - December 12, statewide

Regular muzzleloader license: any hunter can buy a muzzleloader license, including people who have purchased a firearm license.

- The license is valid for an antlered buck or an antlerless deer in any either-sex, two-deer limit, three-deer limit, or five-deer limit permit area. In antlerless permit lottery areas, you must apply and receive an antlerless permit to take an antlerless deer. If unsuccessful in the lottery, the firearms license is only valid for an antlered buck in antlerless permit lottery areas.
- The antlerless permit application deadline is Thursday, September 9.
- Bonus permits may be used to take antlerless deer in two-deer limit, three-deer limit, or five-deer limit permit areas. Low-cost disease management permits may be used in place of bonus permits in the 600-series permit areas.
- A youth muzzleloader license is required for the muzzleloader season.

Open areas: Muzzleloader hunters may hunt statewide except:

- Sherburne (DPA 224), Rice Lake and Rydell National Wildlife Refuges.
- Areas closed to firearms hunting are also closed to muzzleloader hunting.

Muzzleloader regulations

- Any hunter may use magnifying or holographic “red dot” scopes during the muzzleloader deer season without a special permit.

Possessing other firearms

Muzzleloading firearms lawful for the taking of deer may be possessed only by persons with a valid license to take deer by muzzleloader. While muzzleloader hunting, a person may not possess a firearm other than the following: an unloaded firearm in a case or closed trunk of a motor vehicle, a shotgun and shells containing No. 4 buckshot or smaller, a handgun or rifle capable of firing only rimfire cartridges of .17 or .22 caliber, including .22 magnum or handguns by persons authorized under the Minnesota Personal Protection Act.

Deer—Late CWD Hunts

Season dates:

December 17 - 19 and December 31 - January 2

Open areas:

DPAs 343, 605, 643, 645, 646, 647, 648, 649, 655

Valid license: Any unused archery, firearms, muzzleloader, or landowner license may be used. Weapons used must match the parent license. Only during this hunt, low-cost disease management permits may be purchased without first purchasing a parent license. Unfilled bonus permits or early antlerless permits may also be used. Hunters may participate in both of the hunts.

Bag limit: The bag limit is unlimited for both antlerless deer and antlered bucks. The statewide bag limits for antlerless deer and antlered bucks do not apply during these hunts. During these hunts only, disease management permits are valid for taking both antlered bucks and antlerless deer. Only antlerless deer may be tagged with bonus permits or early antlerless tags.

CWD sampling: CWD sampling is mandatory for any deer harvested during these hunts. Deer must be presented or provided for sampling at a sampling station no later than 24 hours after the hunt ends. Refer to the DNR web page for sampling station locations.

Carcass movement restrictions apply. See page 71.

Public land access: In addition to Wildlife Management Areas, some State Parks, Scientific and Natural Areas, and other public lands will be open to hunting. Those with limited permits will be available on a first-come, first serve basis from license vendors beginning December 3. Permits will be available until the limit for the hunt is reached or until the Tuesday before the hunts begins (December 14 or 28), whichever occurs first. There is a limit of one of these special permits per hunter. The permit is required in addition to a hunting license and is no cost. A state park pass is required for vehicles.

Public Land Hunts			
Area	Is there a limit on hunter numbers?	Is a permit required for access?	Notes
Rushford Sand Barrens SNA	No	No	
Savage Fen SNA	No	No	Archery only
Cannon River Turtle Reserve SNA	No	No	Open portions located in DPA 605 are open
Forestville Mystery Cave State Park	Yes	Yes	
Pin Oak Prairie SNA	Yes	Yes	
Great River Bluffs State Park and Kings and Queens SNA	Yes	Yes	Hunt is by permit only with Great River Bluffs State Park
Beaver Creek Valley State Park	Yes	Yes	
Minnesota Valley State Recreation Area	No	No	Archery only Carver Rapids Unit
Minnesota Valley National Wildlife Refuge	No	No	Special regulations online at fws.gov/refuge/minnesota_valley/
Vermillion Highlands WMA	NA	NA	Closed to public hunting due to scheduled special hunt.

Special Hunts	
Application deadline for special youth hunts (page 38)	August 20
Application deadline for special firearm and muzzleloader hunts	September 9

To apply for special firearms and muzzleloader hunts, you must purchase a deer license. Participation in a special hunt does not preclude hunters from taking a deer in a regular deer permit area, although statewide bag limits and license requirements apply. Hunters in deer permit areas designated as antlerless permit lottery must choose between applying for an antlerless deer tag or a special hunt, they cannot apply for both.

Permits

Special hunt permits are required to hunt deer in places where the number of hunters must be limited to control the harvest or for safety.

Special hunt permit areas are listed on pages 86-94 and on the DNR website at mndnr.gov/hunting/deer.

Those who receive a special hunt area permit may also hunt deer outside that special hunt area during the season indicated on the license. Parties of up to four may apply.

The DNR strongly encourages the use of non-lead ammunition in state park special hunts. See page 82 for more information. Information on how hunters are selected for either-sex permits and special hunts can be found on page 67.

Earn-a-buck regulations

Some special hunts have earn-a-buck regulations, which require the harvest of one or more antlerless deer before the hunter can take an antlered deer. Details on these rules are available from the hunt administrator or online at mndnr.gov/hunting/deer.

Special firearm deer hunts

The complete list of special firearm deer hunts including updates and corrections is available online at mndnr.gov/deer. This online list includes additional hunt details including contact information. Bonus permits may be used to tag deer in special hunts where antlerless deer may be taken. Any deer harvested as part of a special deer hunt should be registered using the special hunt number, if assigned. Secondly, hunters should use the surrounding Deer Permit Area number.

How to apply for archery special area permits

An application for an archery special area permit must be made on a form supplied separately by each special hunt area. No other form of application will be accepted. Send your request for an application form to the hunt administrator listed for the special area where you wish to hunt or as directed. A person may apply for more than one archery special hunt area, but not more than once for a specific hunt. There may be restrictions regarding applications. Please read material carefully before applying.

Please refer to the website mndnr.gov/hunting/deer for details and hunt administrator contact information. All questions related to archery special hunts should be directed to the municipality or area conducting the hunt.

Prior to submitting an application, please check with the location you are interested in hunting. Different special hunt areas have different regulations such as requiring bonus permit use, taking an antlerless deer first, written permission, and/or proficiency tests.

Any deer harvested as part of a special deer hunt should be registered using the Special Hunt Number, if assigned.

Archery Special Hunt Areas

Area name	Hunt No.	No. of participants	Dates	Bag limit	Hunt type	CWD sampling	Additional information
Minnesota Landscape Arboretum	895	5	Oct. 23 - Nov. 7	2	Earn-a-buck	Voluntary except mandatory on opening weekend of firearms seasons	Lake Tamarack Unit; apply online at z.umn.edu/TamarackHunting
City of Two Harbors	896	25	Sept. 18 - Dec. 31	2	Earn-a-buck	Not applicable	Andy Aug; 218-310-6869; thmnbowhunt19@gmail.com , apply by Aug. 15
City of Blue Earth	897	26	Sept. 18 - Dec. 31	3	Earn-a-buck	Not applicable	Mandatory orientation; Tharen Haugh; 507-526-5959; thaugh@becity.org
City of Aurora	898	15	Sept. 18 - Dec. 31	3	Either-sex	Not applicable	Mandatory test/orientation, Sept. 9, Stefanie Dickinson; 218-229-2614; cityclerk@ci.aurora.mn.us , apply by Aug. 18, fee \$15
City of Lake Benton	924	40	Sept. 18 - Dec. 31	2	Earn-a-buck	Not applicable	Eileen Christensen; 507-368-4641 ext. 1; benton@lbtel.com , apply by Aug. 27, fee \$15
Pin Oak Prairie Scientific and Natural Area	926	8	Sept. 18 - Dec. 16	5	Either-sex	Mandatory	DNR Wildlife, 507-796-3284; donald.ramsden@state.mn.us , apply by Sept. 2
Camp Ripley Military Reservation	971	2500	Oct. 29 - 31	2	Either-sex	Not applicable	Dr. Bill Faber, 800-933-0346 ext. 8082; wfaber@ci.clmn.edu , apply by Aug. 20, fee \$14
Carleton Game Refuge	972	40	Nov. 25 - Dec. 31	5	Earn-a-buck	Mandatory	Hunters must obtain written permission; Arboretum Director; 507-222-4543, apply by Oct. 2

Continued on next page

Archery Special Hunt Areas *continued*

Area name	Hunt No.	No. of participants	Dates	Bag limit	Hunt type	CWD sampling	Additional information
City of Austin and J.C. Hornel Nature Center	973	50	Oct. 16 - Dec. 31	3	Earn-a-buck	Mandatory	Mandatory orientation; Kevin Nelson; 507-433-1881; kevinnc@ci.austin.mn.us, apply by Sept. 10, fee \$20
City of Warroad	974	10	Sept. 18 - Dec. 31	5	Either-sex	Not applicable	Wade Steinbring; 218-386-2053; PoliceChief@warroadmn.org, apply by Sept. 9
Vermilion Highlands Wildlife Management Area	975	20	Sept. 18 - Oct. 29, Dec. 13 - 31	5	Either-sex	Mandatory	Mandatory orientation; Contact DNR wildlife office for details, 651-322-4643; dnr.state.mn.us/wmas/units/vermillion_highlands.html
City of New Ulm	976	56	Oct. 9 - Dec. 31	3	Earn-a-buck	Not applicable	Jeff Hohensee; 507-359-8235; Jeff.Hohensee@co.brown.mn.us, apply by Sept. 7, fee \$20
City of Red Wing	977	Unlimited	Sept. 18 - Dec. 31	5	Either-sex	Not applicable	Red Wing Public Works; 651-385-3655; shawn.blaney@ci.red-wing.us; red-wing.org/518/Deer-Hunt-Program, fee \$20
City of Redwood Falls	978	20	Sept. 18 - Dec. 31	2	Either-sex	Not applicable	Paul Parsons; 507-401-0469; bucknрут68@yahoo.com; apply online at ci.redwood-falls.mn.us/permits, apply by Aug. 2, fee \$20
Carver Rapids and Thompson Ferry Units of the Minnesota Valley State Recreation Area	979	Unlimited	Sept. 18 - Dec. 31	Unlimited	Either-sex	Voluntary except mandatory on opening weekend of firearms seasons	David Olsen; 651-259-5774; david.olsen@state.mn.us Limited to Carver Rapids and Thompson Ferry Units south and east side of Minnesota River
City of Duluth	980	400	Sept. 18 - Dec. 31	3	Earn-a-buck	Not applicable	Mandatory orientation; Arrowhead Bowhunter's Alliance; bowhuntersalliance.org; apply by June 30, fee \$25

Area name	Hunt No.	No. of participants	Dates	Bag limit	Hunt type	CWD sampling	Additional information
City of Mankato	981	40	Sept. 18 - Dec. 31	5	Earn-a-buck	Not applicable	Mandatory orientation; Justin Lundborg; 507-387-8397; jlundborg@mankato.mn.gov
City of Granite Falls	982	10	Sept. 18 - Dec. 31	1	Antlerless only	Not applicable	Mitch Brovold; 320-313-3125; mbrovold@granitefalls police.com, apply by Sept. 1
City of Ortonville	983	30	Sept. 18 - Dec. 31	5	Earn-a-buck	Not applicable	Ortonville City Clerk; 320-839-3428; finance@cityofortonville.org, apply by Aug. 2, fee \$20
City of Canby	984	20	Sept. 18 - Dec. 31	2	Either-sex	Not applicable	Chris Picard/Brock Smith; 507-223-7295; chris.picard@co.ym.mn.gov, apply by Aug. 31, fee \$5
City of Bemidji—NE Lake Bemidji	985	45	Sept. 18 - Dec. 31	5	Either-sex	Voluntary	Bobbi Karpinski; 218-759-3562; Bobbi.Karpinski@ci.bemidji.mn.us, apply by July 30, fee \$10
City of Bemidji (West)	985	33	Sept. 18 - Dec. 31	5	Either-sex	Voluntary	Bobbi Karpinski; 218-759-3562; Bobbi.Karpinski@ci.bemidji.mn.us, apply by July 30, fee \$10
Bemidji Regional Airport	986	20	Oct. 1 - Nov. 30	5	Either-sex	Voluntary	Bobbi Karpinski; 218-759-3562; Bobbi.Karpinski@ci.bemidji.mn.us, apply by July 30, fee \$10
Greenleaf State Recreation Area Archery Hunt	987	Unlimited	Sept. 18 - Dec. 31	1	Either-sex	Not applicable	Open to archery deer hunting following general archery season regulations. No special permit required. No bonus permits allowed. Kristy Rice (DNR), 320-234-2550, ext. 225, kristy.rice@state.mn.us
City of Tower	988	10	Nov. 27 - Dec. 31	5	Either-sex	Not applicable	Mandatory orientation Sept. 22; Terri Joki-Martin; 218-753-4070; deputyclerk@cityoftower.com, apply by Aug. 25, Fee \$20; Portions of Soudan Underground Mine and Lake Vermilion State Park included in hunt.

Continued on next page

Archery Special Hunt Areas *continued*

Area name	Hunt No.	No. of participants	Dates	Bag limit	Hunt type	CWD sampling	Additional information
City of Owatonna	990	36	Oct. 24 - Nov. 21, Nov. 22 - Dec. 19	5	Earn-a-buck	Not applicable	Mary Jo Knudson; 507-774-7364; maryjo.knudson@ci.owatonna.mn.us, apply by Sept. 17, fee \$20
City of Hallock	992	5	Sept. 18 - Oct. 22, Oct. 23 - Nov. 26, Nov. 27 - Dec. 31	2	Antlerless only	Not applicable	Mike Docken; 218-843-3434; mdocken@so.co.kittson.mn.us, 5 permits available for each of three hunt periods. Apply by Sept. 1
Side Lake Community	996	40	Sept. 18 - Dec. 31	3	Either-sex	Not applicable	Mandatory orientation Sep. 8; Bill Schuster 218-969-6799; bischust@gmail.com, apply by Aug. 18, fee \$20
River Bend Nature Center	997	35	Oct. 16 - 17	2	Earn-a-buck	Mandatory	Mandatory orientation; Brittany Smith 507-332-7151; archeryhunt@rbnc.org, apply by Sept. 1, fee \$40
City of Red Lake Falls	998	10	Sept. 18 - Dec. 31	1	Antlerless only	Not applicable	Brad Johnson; 218-253-2996; bjohnson@sheriff.co.red-lake.mn.us, apply by Sept. 1

Firearm Special Hunt Areas

Use Hunt Number to apply for and register deer taken in these hunts.

Area name	Hunt No.	No. of participants	Dates	License	Bag limit	Hunt type	CWD sampling	Additional information
Itasca State Park	287	Unlimited	Nov. 6 - 14	A	2	Either-sex	Not applicable	Open to firearm hunting deer during the firearm (A) deer season. No application required. Includes Itasca Wilderness Sanctuary SNA
Carver Park Reserve	930	110	Nov. 13 - 14	A or B	5	Either-sex	Voluntary	Mandatory orientation Oct. 26, at 7p.m., Lowry Nature Center, Non-toxic ammunition only. No pistols. threeiversparks.org/page/deer-hunts
Cascade River State Park	900	100	Nov. 6 - 21	A	1	Either-sex	Not applicable	Does not include Butterworth Cliffs SNA
Rice Lake National Wildlife Refuge	901	40	Nov. 13 - 21	A	1	Either-sex	Not applicable	Deer stands for hunters with disabilities are only available during a special hunt Oct. 7 - 10. Contact Walt Ford at 218-768-2402 x100 walt_ford@fws.gov
St. Croix State Park	902	350	Nov. 18 - 21	A	2	Either-sex	Mandatory	No additional information
Lake Louise State Park	903	25	Nov. 13 - 14	A	5	Either-sex	Mandatory	No additional information
Gooseberry Falls State Park	904	55	Nov. 6 - 21	A	2	Either-sex	Not applicable	No additional information
Split Rock Lighthouse State Park	905	30	Nov. 6 - 21	A	2	Either-sex	Not applicable	No additional information
Tettegouche State Park	906	125	Nov. 6 - 21	A	2	Either-sex	Not applicable	No additional information
Scenic State Park	907	15	Nov. 6 - 21	A	2	Either-sex	Not applicable	No additional information
Hayes Lake State Park	908	50	Nov. 6 - 21	A	2	Either-sex	Not applicable	No additional information
Lake Bemidji State Park	909	30	Nov. 6 - 9	A	2	Earn-a-buck	Mandatory	No additional information

Continued on next page

Firearm Special Hunt Areas continued

Area name	Hunt No.	No. of participants	Dates	License	Bag limit	Hunt type	CWD sampling	Additional information
Zippel Bay State Park	910	75	Nov. 6 - 21	A	3	Earn-a-buck	Not applicable	No additional information
Judge Magney State Park	911	75	Nov. 6 - 21	A	1	Either-sex	Not applicable	No additional information
Schoolcraft State Park	912	Unlimited	Nov. 6 - 21	A	1	Either-sex	Not applicable	Hunters must posses either-sex permit for DPA 179 to take antlerless deer
Lake Carlos State Park	913	20	Nov. 6 - 9	A	1	Antlerless only	Not applicable	No additional information
William O'Brien State Park	914	50	Nov. 13 - 14	A	2	Either-sex	Not applicable	No additional information
Lake Bronson State Park	915	30	Nov. 6 - 14	A	2	Earn-a-buck	Not applicable	No additional information
Maplewood State Park	916	100	Nov. 6 - 9	A	2	Either-sex	Not applicable	No additional information
Miesville Ravine Park Reserve	917	40	Nov. 6 - 14	A or B	5	Earn-a-buck	Mandatory	Mandatory orientation Oct. 19; Scott Hagen, 952-891-7983, scott.hagen@co.dakota.mn.us
Beaver Creek Valley State Park	918	25	Nov. 6 - 7	A	3	Either-sex	Mandatory	No additional information
Glacial Lakes State Park	919	20	Nov. 11 - 14	A	1	Antlerless only	Not applicable	No additional information
Zumbro Falls Woods Scientific and Natural Area	920	12	Nov. 6 - 14	A	3	Either-sex	Mandatory	No additional information
Lawrence Unit of the Minnesota Valley State Recreation Area	921	25	Nov. 13 - 14	A	2	Either-sex	Voluntary	No additional information
Old Mill State Park	922	10	Nov. 6 - 9	A	1	Either-sex	Not applicable	No additional information
Zumbro Falls Woods Scientific and Natural Area	923	12	Nov. 20 - 28	B	3	Either-sex	Mandatory	No additional information

Firearm Special Hunt Areas *continued*

Area name	Hunt No.	No. of participants	Dates	License	Bag limit	Hunt type	CWD sampling	Additional information
Vermillion Highlands Wildlife Management Area	925	20	Nov. 6 - 19	A or B	5	Either-sex	Mandatory	Hunter orientation required prior to permit issuance. Contact DNR wildlife office for details 651-322-4643
Whitewater State Park	927	50	Nov. 20 - 21	B	3	Either-sex	Mandatory	No additional information
Mille Lacs Kathio State Park	928	50	Nov. 6 - 8	A	2	Earn-a-buck	Not applicable	No additional information
City of Grand Rapids	931	Unlimited	Nov. 6 - 21	A	3	Either-sex	Not applicable	Hunters must apply
Forestville/Mystery Cave State Park	933	75	Nov. 6 - 7	A or B	3	Either-sex	Mandatory	Park is open to visitors during hunt
Whitewater State Game Refuge	934	100	Nov. 20 - 28	B	2	Antlerless only	Mandatory	Must complete orientation packet by Nov. 17; Whitewater WMA; 507-796-3282; jaimedwards@state.mn.us
Frontenac State Park	940	60	Nov. 20 - 21	B	3	Either-sex	Mandatory	No additional information
Great River Bluffs State Park	962	50	Nov. 20 - 21	B	3	Either-sex	Mandatory	No additional information
Franz Jevne State Park	NA	Unlimited	Nov. 6 - 21	A	3	Either-sex	Not applicable	Open, no special permit required. Follow regulations for deer permit area 105

Muzzleloader special hunt areas

Special muzzleloader deer hunts (apply wherever hunting licenses are sold by Thursday, September 9.)

The following are special hunts open during the muzzleloader season. The complete list of special muzzleloader deer hunts including updates and corrections is available online at mndnr.gov/hunting/deer. Bonus permits may be used to tag deer in special hunts where antlerless deer may be taken.

Any deer harvested as part of a special deer hunt should be registered using the Special Hunt Number, if assigned. If no special hunt number is assigned, hunters may use the surrounding Deer Permit Area number.

Muzzleloader Special Hunts							
Area name	Hunt No.	No. of participants	Dates	Bag limit	Hunt type	CWD sampling	Additional information
Schoolcraft State Park	179	Unlimited	Nov. 27 - Dec. 12	1	Either-sex (DPA 179)	Not applicable	Hunters must possess an either-sex permit for DPA 179 to take antlerless deer
Itasca State Park	287	Unlimited	Nov. 27 - Dec. 12	2	Either-sex	Not applicable	Open to muzzleloader hunting during the statewide muzzleloader deer season. No application required. Includes Itasca Wilderness Sanctuary Scientific Natural Area (SNA)
Sakatah Lake State Park	894	15	Dec. 4 - 5	3	Antlerless only	Mandatory	No additional information
McCarthy Beach State Park	929	15	Nov. 27 - Dec. 12	2	Either-sex		No additional information
Nerstrand Big Woods State Park	930	50	Dec. 4 - 5	5	Earn-a-buck	Mandatory	Includes Prairie Creek Woods SNA
Rice Lake State Park	932	20	Dec. 4 - 5	3	Antlerless only	Mandatory	No additional information

Area name	Hunt No.	No. of participants	Dates	Bag limit	Hunt type	CWD sampling	Additional information
Jay Cooke State Park	935	80	Dec. 4 - 8	2	Either-sex	Not applicable	Includes part of Hemlock Ravine SNA
Crow Wing State Park	936	25	Dec. 4 - 8	2	Either-sex	Voluntary	No additional information
Lake Vermilion-Soudan Underground Mine State Park	937	25	Nov. 27 - Dec. 12	2	Either-sex	Not applicable	No additional information
City of Tower	938	20	Nov. 27 - Dec. 12	5	Either-sex	Not applicable	Mandatory orientation Sept. 22, Terri Joki-Martin; 218-753-4070, deputyclerk@cityoftower.com
Myre-Big Island State Park	939	50	Dec. 4 - 5	2	Antlerless only	Not applicable	No additional information
Sibley State Park	942	60	Nov. 27 - 28	2	Antlerless only	Not applicable	No additional information
Miesville Ravine Park Reserve	943	40	Dec. 4 - 12	5	Earn-a-buck	Mandatory	Mandatory orientation Oct. 19, Scott Hagen 952-891-7983, scott.hagen@co.dakota.mn.us
Vermillion Highlands Wildlife Management Area	944	20	Nov. 27 - Dec. 12	5	Either-sex	Mandatory	Hunter orientation required prior to permit issuance. Contact DNR wildlife office for details: 651-322-4643
City of Grand Rapids	946	Unlimited	Nov. 27 - Dec. 12	3	Either-sex	Not applicable	Hunters must apply
Lake Bemidji State Park	947	30	Dec. 3 - 5	2	Either-sex	Mandatory	No additional information
Savanna Portage State Park	948	30	Nov. 27 - Dec. 5	2	Either-sex	Not applicable	No additional information
St. Croix State Park	949	100	Dec. 1 - 5	2	Either-sex	Mandatory	No additional information

Bear

Start of baiting	August 13
Bear season	September 1 - October 17
Applications available for the 2022 season	April 2022
Application deadline for the 2022 season	May 6, 2022

Complete bear hunting regulations are available online at mndnr.gov/hunting/bear

Licenses

Residents and nonresidents can participate in a drawing for licenses within bear permit areas, and they may purchase a license over the counter for the no-quota area.

- Bear lottery winners must purchase their license by August 1, 2021. Unsold and any surplus licenses will then become available for purchase starting at noon on August 4, 2021.
- Bear hunters who use online or telephone options to purchase licenses should use extra care to assure their selections are correct.

Moose

There will be no state moose season in 2021. More information is available online at mndnr.gov/moose. Tribal moose seasons may be open in some areas.

Elk

The application deadline for the 2021 elk hunt has passed. In total, 30 licenses were issued in Kittson County.

The application deadline for next year's elk hunt is June 17, 2022. There is a \$4 application fee per hunter and a license for a party of up to two hunters costs \$287. Applications will be accepted at ELS agents statewide.

Habitat money available

The Conservation Partners Legacy Grant Program is looking for organizations to submit grant proposals to enhance, restore, or protect habitat for fish, game, and wildlife in Minnesota. Visit our web page at mndnr.gov/cpl for more information.

Waterfowl

Consult the Waterfowl Hunting Regulations Supplement available online and wherever hunting and fishing licenses are sold for full details on waterfowl seasons.

Conservation grazing on wildlife management areas—good for the resources

Conservation grazing can be an excellent grassland management tool. Planned grazing can improve plant diversity and habitat structure which benefits wildlife. Hunting is allowed when livestock are on a WMA.

In most cases livestock will be removed by mid-August. For more information see: mndnr.gov/publications/wildlife



Wild Rice

Harvesting wild rice is open to Minnesota residents and nonresidents. All nonresident harvesters are required to be licensed. Residents under 18 do not need a license when accompanied by a licensed harvester. Season dates, hours and regulations on equipment are available online at mndnr.gov/regulations/wildrice.

Save the wetlands

Protecting wetlands is crucial to ensuring healthy populations of ducks, pheasants, herons, and even deer. Minnesota leads the nation in protecting wetlands. Let's not lose that honor.



PUBLIC LANDS AND WILDLIFE REFUGES

State Lands

Aquatic Management Areas

The DNR Fish and Wildlife Division acquires land along lakes and streams to provide fishing opportunities and to protect critical fish habitat. These areas, known as Aquatic Management Areas (AMAs), are posted with signs to indicate allowable uses. It is always unlawful to leave personal equipment, such as tree stands, unattended on AMAs.

Wildlife Management Areas

Find a list of the newest wildlife management areas (WMAs) and additions to existing wildlife management areas on the DNR's WMA web page at: mndnr.gov/wmas, then select "New WMAs." All public land in state-owned wildlife management areas is open to the hunting of all species of protected wild animals and trapping of mammals during the established seasons found in this booklet, except as follows:

General restrictions

- **Trespass:** Portions of WMAs posted closed to trespassing may not be entered without DNR authorization.
- **Closed hours:** WMAs may not be entered or used during closed hours if posted with these restrictions at major access points, except by permit.
- **Camping:** Camping is prohibited except in designated overnight-use areas or with a permit from the wildlife manager. A vehicle, trailer or tent lawfully left overnight must be occupied or attended.
- **Alcohol:** Alcoholic beverages may not be consumed, except by persons lawfully occupying an overnight-use area.
- **Firearms and target shooting:** Target, skeet, trap, or indiscriminate shooting is prohibited. A person may not possess an uncased or loaded firearm or an uncased or strung bow, except when lawfully taking a wild animal or by permit.
- **Destruction or removal of property:** Signs, posts, fences, gates, buildings, trees, shrubs, vines, plants, or other property may not be destroyed or removed (including use of metal detectors to remove property), except as follows: Wetland vegetation may be used to build blinds on the area, and edible fruits and seeds, or decorative portions of plants may be removed for personal use. Shed antlers may be collected for personal use.
- **Garbage disposal and animal abandonment:** Disposing of or abandoning live animals, carcasses, garbage, trash, spoil, sludge, rocks, vehicles, or other debris or personal property on any WMA is prohibited.
- **Hunting, fishing and trapping equipment:** Boats, decoys, game cameras and other equipment must not be left unattended overnight, with the exception of traps in areas open to trapping and fish houses or dark houses in certain designated WMAs.

Continued on next page

- **Blinds and structures:** A person may not construct or maintain any building, dock, fence, billboard, sign, or other structure on any WMA, except that temporary waterfowl blinds may be erected, but may not become private property or be used to preempt hunting rights. Any materials brought into a WMA for the construction of a blind must be removed each day at the close of hunting hours.
- **Elevated stands:** A person may not construct, occupy, or use any elevated scaffold or other elevated device for the purpose of hunting, watching, or killing wild animals, except that portable stands may be used if they are removed each day at the close of hunting hours and do no permanent damage. Prior to the opening day of archery deer season, portable stands may be left overnight in a wildlife management area by a person with a valid bear license who is hunting within 100 yards of a bear bait site that is legally tagged and registered. The licensee's name and address, or drivers license number, or MNDNR number must be affixed to the stand in such a manner that it can be read from the ground.
- **Dogs:** Dogs are permitted on WMAs only when accompanied by or under the control of the owner. From April 16 through July 14, dogs must be on a leash. A person training a dog on a WMA may not use live ammunition or blank cartridges, including the use of blanks in dummy launchers or similar devices.
- **Other domestic animals:** Livestock, horses, and other domestic animals, are not permitted on WMAs except under cooperative agreement or permit approved by the wildlife manager.
- **Unprotected animals:** Unprotected wild animals may be taken from September 1 through the last day of February, or by any person legally hunting a protected species, unless the area is specifically closed.
- **Beaver and otter:** Beavers and otters may only be taken by permit issued by the wildlife manager.
- **Crows:** Crows may be taken during established seasons, unless the area is specifically closed.

WMAs with special restrictions

Becklin Homestead Park WMA (Isanti County)—Is only open to accessible hunts.

Bass Brook WMA (Itasca County) **St. Michael Meadow WMA** (Wright County)—Closed to hunting and trapping but open to archery deer hunting.

Bayport WMA (Washington County), **Hastings WMA** (Dakota County), and **Rague WMA** (Scott and Carver counties)—Closed to trapping unprotected mammals except during trapping seasons for protected species. Firearms must be unloaded and cased, except in designated hunting areas during the small game season when shotguns with No. 4 or smaller shot only are permitted. Archery equipment is limited to designated hunting areas during established seasons on the Bayport WMA.

Vermillion River AMA/WMA, **Gores Pool #3 WMA** (Dakota County)—Portions are posted archery only for deer. On the same portions, all other game restricted to shotguns with BBB shot or smaller.

Chub Lake WMA (Dakota County)—Portions are posted archery only.

Boerner WMA (Sibley County), **Buelow WMA** (Steele County), **Bryson WMA** (Freeborn County), **Chapa Kak-Say-Za WMA** (Steele County), and **Hutchinson WMA** (McLeod County)—These areas are closed to the hunting and trapping of all species.

Continued on next page

Carl and Verna Schmidt WMA (LeSueur County) **Bur Oak WMA** (LeSueur County) **Hearding Island WMA and Interstate Island WMA** (St. Louis County) and **Pine City WMA** (Pine County)—Closed to hunting of all species.

Carlos Avery WMA Controlled Hunt Zone—Two waterfowl hunting areas are available by drawing on Saturday and Tuesday mornings until the firearms deer opener. For details go to: mndnr.gov/averyhunt, or call Carlos Avery WMA Headquarters at 651-539-3323.

Gold Portage WMA (Koochiching and St. Louis counties)—This area is open only to waterfowl hunting.

Gun Lake WMA (Aitkin County)—A 20-acre posted wildlife sanctuary is closed to trespass from September 1 through March 31.

Pelican Lake WMA (Wright County)—A 102-acre posted wildlife sanctuary is closed to trespass from March 1 through November 30.

Four Corners WMA (Martin County)—The portion of Four Corners WMA located South of County Road 32 (140th Street), east of State Highway 4 and north of North Shore Drive posted as Wildlife Sanctuary is closed to access, hunting or trapping during duck season from opening day through final day.

Hampton Woods WMA (Dakota County)—Open for archery deer hunting and spring and fall turkey hunting. Small game may be taken through Nov. 30. Trapping and predator hunting by special permit only. Only shotguns with fine shot (BBB or smaller diameter) may be used. Some areas are posted “No Hunting.” Contact the Vermillion Complex Wildlife Office for more information (651) 322-4643.

Haverhill WMA (Olmstead County)—Has buffer areas closed to the discharge of firearms and hunting along the southern boundary and south of the west parking lot. Closed to waterfowl hunting.

Uppgaard WMA (Crow Wing County)—This area is open to hunting beginning on the opening day of waterfowl hunting.

Gordon W. Yeager WMA (in the Rochester Refuge, Olmsted County) **Eastside WMA** (Olmsted County), and **Clare Johnson–Carl Schmidt WMA** (Morrison County)—These areas are closed to waterfowl hunting. Except on the Eastside WMA, firearms are restricted to shotgun with fine shot (No. 4 or smaller) only for small game hunting.

Gordon W. Yeager WMA—Closed to the discharge of firearms west of County Road 22 (East Circle Drive) by posting.

Lac qui Parle, Thief Lake, Talcot Lake, and Orwell WMAs—Small game hunting (including fall turkey) is restricted in the Controlled Goose Hunting Zones.

Lake Blanche WMA (Ottertail County)—This area is closed to firearms deer hunting.

Mentel WMA (Mower County)—Closed to all firearms hunting, but it is open for trapping and archery hunting.

Moose Willow WMA (Aitkin County)—The south portion of the Moose Pool has been posted as a wildlife sanctuary, closed to access, hunting or trapping from September 1 - March 31.

Talcot Lake WMA—Small and big game hunting is restricted in the controlled hunting zone.

Continued on next page

Ricehaven WMA (St. Louis County)—The posted sanctuary is closed to all trespass from September 15 through November 24. Canoeing, birdwatching, and wild rice harvest (during the wild rice season) is allowed from May 1 through September 14. Hunting and trapping for any species for which there is an open season is allowed from November 25 through April 30 in the posted area.

Sand Prairie WMA (Sherburne County)—Open during the regular archery season for youth ages 10 through 17.

Sandstone WMA (Pine County)—Open to archery hunting for deer (no firearms deer hunting). Archery bear hunting by special permit only. Call General Andrews Field Office (218) 423-6026 for permit. Open to hunting and trapping of all other species by legal means during designated seasons.

Timber Lake WMA (Jackson County)—The area east of 440th Avenue and South of State Highway 60 is closed to firearms deer hunting (as posted). Portions are closed to all hunting during the duck season from opening day through final day (as posted).

Pike Bay WMA (St. Louis County)—This area is closed to trapping of all species.

Schrafel WMA (Mower County)—This area is closed to trapping and firearms hunting. Open to falconry and archery hunting for deer and small game.

Dr. Johan C. Hvoslef WMA (Fillmore County)—This area is open to archery hunting only from September 1 through October 31 and during the spring turkey season. Firearms hunting (no centerfire rifles) is allowed from November 1 through December 15.

Wesley Olson WMA (Big Stone County)—A portion is closed to all trespass, but the remaining area is open to hunting.

West Heron Lake WMA (Jackson County)—The area north of 860th Street posted as Wildlife Sanctuary is closed September 1 through the final day of duck season (as posted).

Tom Cliff WMA (Waseca County), **Somsen WMA** (Brown County)—Closed to hunting.

Perched Valley WMA (Goodhue County) and **Yucatan WMA** (Fillmore and Houston counties)—Has buffer areas posted closed to hunting.

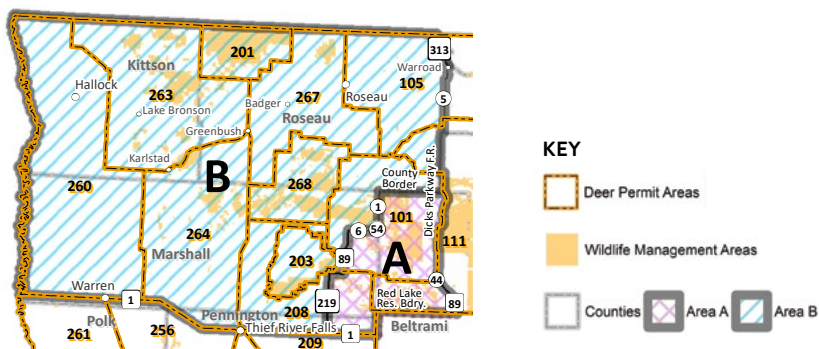
Roseau River WMA (Roseau County)—The Pool 1 Sanctuary is open for deer hunting during the muzzleloader season (including archery hunting).

Vermillion Highlands—A Research, Recreation and Wildlife Management Area (Dakota County) is open to archery, firearms and muzzleloader deer hunting by special lottery only and is open to late season pheasant and goose hunting and spring turkey hunting. Pheasant and goose hunting is open from December 13, 2021 through the end of the respective seasons. Predator hunting is allowed from January 1 - March 15 by special permit only. Closed to small game and all other species not listed above. Contact the Vermillion Complex Wildlife Office for questions at 651-322-4643.

Public hunting land maps

Find exact boundaries of WMAs, WPAs, state forests, national forests, and national wildlife refuges using the Recreation Compass online at mndnr.gov/maps/compass

Northwest Minnesota wildlife management area regulations



Area A: On WMAs within this area, ATVs are permitted on designated ATV trails only, except during regular firearms deer season ATVs are:

- Permitted off trail by licensed deer hunters before and after legal shooting hours and from 11 a.m. to 2 p.m.
- Permitted off trail by licensed deer hunters to retrieve a harvested deer the day after the end of the season.

Area B: Within this area, an ATV may be used by a licensed firearms deer hunter who does not possess a firearm (cased or uncased) to retrieve and transport a deer that is known to be dead from the close of shooting hours to two hours after the close of shooting hours during the regular firearms deer season and for one day after the season.

Experimental regulations that allowed portable stands overnight in some northwest WMAs have expired. Portable stands are no longer allowed overnight in these areas.

Trapping permits required

All trappers must, regardless of furbearers taken, obtain a permit from the area manager on the following WMAs: **Carlos Avery** (Anoka and Chisago counties), **Hampton Woods** (Dakota County), **Hubbel Pond** (Becker County), **Red Lake** (Beltrami and Lake of the Woods counties), **Lac qui Parle** (Big Stone, Lac qui Parle, Swift, and Chippewa counties), **Mille Lacs** (Mille Lacs and Kanabec counties), **Roseau River** (Roseau County), **Talcot Lake** (Cottonwood and Murray counties), **Thief Lake** (Marshall County), **Vermillion Highlands** (Dakota County) and **Whitewater** (Olmsted, Wabasha, and Winona counties).

Wild rice

A person may harvest wild rice in a WMA, except where specifically closed. See page 96 for more information.

Ginseng

A person may not harvest wild ginseng in a WMA, except in the Whitewater WMA by permit from the area wildlife manager. The season opens September 1.

Motor vehicles and aircraft

The following regulations apply to motor vehicle and aircraft use on WMAs other than on federal, state, county, or township roads:

- No person may use aircraft over a WMA in a manner that chases, herds, scares, or otherwise disturbs wildlife, except in emergencies or by authorization of the wildlife manager. Drones may not be flown over wildlife management areas.
- Motor vehicles licensed for use on a public highway may be operated on established roads on the following WMAs, but not at speeds over 20 mph, unless posted otherwise. No vehicles may be driven beyond a sign prohibiting vehicular use, beyond any constructed vehicle barrier, or in a reckless or careless manner. The areas are: Carlos Avery (Anoka and Chisago counties), Hubbel Pond (Becker County), Mille Lacs (Kanabec and Mille Lacs counties), Red Lake (Beltrami and Lake of the Woods counties), Roseau River (Roseau County), Spring Lake Islands (Dakota County) for the purpose of ice fishing, and Thief Lake (Marshall County).
- Vehicles are prohibited on all other WMAs. The exception is that vehicles may be operated at speeds of 20 mph or less, on travel routes designated with signs for travel purposes.
- No vehicle may be parked in front of any gate or where it obstructs travel.
- No person may operate an all-terrain vehicle (ATV), all-terrain cycle (ATC), hang glider, air boat, personal watercraft (jet-ski), or hovercraft in a WMA unless specifically authorized.
- Without written permission from the DNR, no person may operate a snowmobile in a WMA south of a line described as follows: U.S. Highway 2 from Grand Forks east to Bemidji, then south along U.S. Highway 71 to Wadena, then east along U.S. Highway 10 to Staples and U.S. Highway 210 to the eastern boundary of the state.

Accessible blinds

The Carlos Avery, Lac qui Parle, Roseau River, Talcot Lake, and Whitewater Wildlife Management Areas have a number of accessible goose or duck hunting blinds for hunters with mobility issues. Talcot Lake WMA and Roseau River WMA each have a wheelchair accessible deer blind for firearms hunting. Reservations are required for the Roseau River and Talcot Lake WMA blinds. A wheelchair accessible deer blind is available during all deer seasons on a first come, first served basis at the Russ Blandford WMA (Rock County, administered by Talcot Lake WMA). Interested persons are strongly encouraged to call ahead for blind and site accessibility details.

For more information, contact: Carlos Avery WMA, 5463-C West Broadway, Forest Lake, MN 55025, phone 651-539-3323; Lac qui Parle WMA, 14047 20th Street NW, Watson, MN 56295, phone 320-734-4451 Ext 222; Talcot Lake WMA, 40249 County Road 7, Dundee, MN 56131, phone 507-468-2248; Roseau River WMA, 27952 400th Street, Roseau, MN 56751, phone 218-452-7610; or Whitewater WMA, 15035 Highway 74, Altura, MN 55910, phone 507-796-3281.

Motorized watercraft

The use of outboard motors (including electric trolling motors) or motorized water vehicles (including amphibious vehicles) is prohibited on waters within the boundaries of most state WMAs, except as follows:

Motorized Watercraft Permitted	
Area	County
Gold Portage WMA	Koochiching and St. Louis
Gores (Mississippi River Pool 3) WMA	Goodhue and Dakota
Hubbel Pond (Hanson Lake) WMA	Becker
Lac qui Parle WMA (except where posted)	Big Stone, Lac qui Parle, Chippewa and Swift
Mud-Goose WMA Motor size is restricted to 10 horsepower or less except during the waterfowl season, when no motors, including trolling motors, are allowed.	Cass
Orwell Reservoir Motor size is restricted to 10 horsepower or less.	Otter Tail
Roseau River WMA There are no motor limits on the main channel and oxbows of the Roseau River. Elsewhere on the Roseau River WMA, motors of 10 horsepower or less may be used only on days that the waterfowl season is open.	Roseau
South Walnut Lake WMA Motor size is restricted to 10 horsepower or less.	Faribault
Swamp River WMA	Cook
Spring Lake Islands WMA	Dakota
Talcot Lake WMA On the Talcot Lake WMA, motors are permitted on the lake (except on any day that the waterfowl season is open) but are prohibited on the river and marshes at any time of year.	Cottonwood and Murray
Thief Lake WMA Motor size is restricted to 10 horsepower or less.	Marshall
Eugene H. Wynn Jr. Memorial WMA (formerly V&S1 WMA)	Pine County

State refuges

Game refuges

A state game refuge is closed to the hunting and trapping of wild animals unless listed below or in the table (pages 105-107). **Even though a refuge may be open, it could contain privately owned land on which the landowner may prohibit access.**

General restrictions

- A person may not trap beaver or otter within any state-owned game refuge without first obtaining a permit from the appropriate wildlife manager.
- Unprotected wild animals may be taken when there is an open season for any protected species, but only during the hours and by methods allowed for the protected species.

Continued on next page

- Firearms must be cased and unloaded and bows must be cased unless lawfully hunting in a refuge.

Lac qui Parle Game Refuge (Chippewa and Lac qui Parle counties)—Is open under the following restrictions: the portions of the refuge within the Lac qui Parle State Park, Lac qui Parle Mission Site, Rosemoen Island, or portions that are posted with “State Wildlife Sanctuary—Do Not Trespass” signs are closed to hunting except for permitted participants in disability hunts or those with specific authorization.

The remainder of the refuge is open to:

- Deer hunting.
- Waterfowl hunting at designated hunting stations only from October 21 through the end of the goose season. Stations are available first-come, first-served.
- Small game (including turkey) other than waterfowl, except from October 9 through November 30. Small game hunting is not allowed on closed Canada goose hunting days during a split goose season.

No unauthorized person may trespass during the dates posted on any part of the refuge posted with “State Wildlife Sanctuary—Do Not Trespass” signs.

The exceptions are:

- Ice fishing.
- **NEW**—Open water fishing is permitted in the posted closed area except from November 1 through the close of the open Canada goose season.

Rochester Refuge (Olmsted County)—Unprotected animals may be taken at any time and by any legal method.

Talcot Lake Game Refuge (Cottonwood County)—The Talcot Lake Game Refuge is open to waterfowl hunting only at designated hunting stations only during the Canada goose season. The **Talcot Lake Waterfowl Refuge** is closed to waterfowl hunting, except for persons with disabilities hunting geese at designated hunting stations.

Ogechie Lake (Mille Lacs County)—The majority of Ogechie Lake lies within Mille Lacs Kathio State Park, and the remainder lies within tribal land. As such, all of Ogechie Lake is closed to public hunting.

Duck refuges and duck sanctuaries

From September 1 through the final day of the duck season, or as otherwise posted, a person may not hunt, trap, fish, or trespass on portions of state wildlife management areas or federal waterfowl production areas that are posted to prohibit trespass.

Goose or waterfowl refuges

State goose refuges are closed to goose or waterfowl hunting (as posted) except when specifically opened during special seasons (see page 108). Other forms of hunting and trapping are permitted during the established seasons.

Hunting and Trapping on State Game Refuges

Refuges may be private property. Landowner permission may be required. Small game includes turkey; excludes waterfowl. For refuges open to goose hunting, see page 108.

County	Refuge	Small game	Trapping	Ducks	Deer/bear (firearms)	Deer/bear (archery)
Beltrami	Bemidji	Closed Nov. 4 - 21	Open for beaver, mink, muskrat, and otter	Closed	Muzzleloader deer season only	Open
	Hagali-Rice	Open Nov. 1	Open Nov. 1	Closed	Open	Open
Blue Earth and Le Sueur	East Minnesota River	Archery turkey only	Closed	Closed	Closed	Open
Clay	Clay County	Open	Closed	Closed	Open	Open
Crow Wing	Cross Lake	Archery turkey only	Open	Closed	Closed	Open
Dakota	Bellwood	Closed	Open	Closed	Closed	Open
Dakota and Rice	Carleton	Closed	Closed	Closed	Closed	Special archery deer hunt. See page 86.
Dodge	Claremont	Open	Open	Closed	Muzzleloader deer season only	Open
Douglas	Evansville	Closed	Open	Closed	Open	Closed
	Lake Winona	Closed	Open	Closed	Closed	Closed
Freeborn	Moscow	Open	Open	Closed	Open	Open
	Albert Lea	Open	Open	Closed	Open	Open
Hubbard	Paul Bunyan	Closed Nov. 4 - 14	Open	Closed	Muzzleloader deer season only	Open
	Park Rapids	Closed	Open	Closed	Closed	Open
	Schoolcraft	Closed Nov. 4 - 21	Open	Closed	Closed	Open

Continued on next page

County	Refuge	Small game	Trapping	Ducks	Deer/bear (firearms)	Deer/bear (archery)
Isanti	Elizabeth Lake	Open	Open	Closed	Open	Open
	German Lake	Open	Open	Closed	Open	Open
Itasca	Lower Pigeon Lake	Closed	Closed	Closed	Open	Open
	Pigeon River Flowage	Closed	Closed	Closed	Open	Open
Kanabec	Fish Lake-Ann River	Open	Open	Open for ducks and geese	Open	Open
Martin	Fox Lake	Open	Open	Closed	Open	Open
McLeod	Glencoe Izaak Walton League	Closed	Open	Closed	Closed	Closed
	Gopher Campfire	Closed	Open	Closed	Closed	Closed
Meeker	Lake Ripley	Open after duck season	Open after duck season	Closed	Closed	Closed
Morrison	Camp Ripley	Closed	Closed	Closed	Closed	Open for deer only by permit
Nobles	Ocheda Lake	Open before duck season, after Dec. 1	Open	Closed	Deer before duck season, after Dec. 1	Deer before duck season, after Dec. 1
Olmsted	Rochester	Open	Open	Closed	Open	Open
Otter Tail	Erhard's Grove	Open	Closed	Closed	Open	Open
	Little Pine Lake	Closed	Open	Closed	Closed	Closed
Pine	Pine County Unit 2	Open	Open	Open for ducks and geese	Closed	Open
Pipestone	Hiawatha	Open (shotgun only)	Open	Closed	Closed	Open

Continued on next page

Hunting and Trapping on State Game Refuges continued

County	Refuge	Small game	Trapping	Ducks	Deer/bear (firearms)	Deer/bear (archery)
Polk	Oak Lake	Closed	Open	Closed	Closed	Closed
Polk and Clearwater	Polk-Clearwater	Closed	Open	Closed	Closed	Open
Rice	Nerstrand (written landowner permission required)	Open	Open	Closed	Open	Open
Roseau	Marvin Lake	Open	Open	Closed	Open	Open
St. Louis	Warroad	Closed	Open	Closed	Closed	Deer only
	Butterball	Closed	Open Nov. 25	Closed	Closed	Closed
	Little Rice	Closed	Open Nov. 25	Closed	Closed	Closed
Sherburne	Clear Lake	Open	Closed	Closed	Deer only	Deer only
Sherburne and Stearns	St. Cloud	Closed	Closed	Closed	Closed	St. Cloud, city permit may be required
Stearns	Cedar Lake	Closed	Closed	Closed	Deer only	Deer only
Watonwan	Collegeville (St. Johns)	Closed	Closed	Closed	Written permission required	Deer only, written permission required
	St. James	Closed	Open	Closed	Closed	Closed
Wilkin	Sunnyside Twp.	Closed	Open	Closed	Closed	Closed
Winona	Whitewater	Open	Open by permit	Closed	Deer only by permit; Open during youth deer season	Closed
Wright	Howard Lake	Closed	Open	Closed	Closed	Closed
Yellow Medicine	Hanley Falls	Closed	Closed	Closed	Closed	Written permission required

State Refuges Open to Goose Hunting

COUNTY	Refuge	Open Season
Beltrami	Bemidji Game Refuge (except Lake Bemidji, Mississippi River and Stump Lake)	Early goose Sept. 4 - 19
Clay	Clay County Game Refuge	Early goose Sept. 4 - 19
Dakota	Vermillion Highlands Research, Recreation and WMA	Goose Dec. 13 - 29
Dodge	Claremont Game Refuge	Goose hunting
Douglas	Evansville Game Refuge	Waterfowl hunting; Early goose Sept. 4 - 19
Freeborn	Moscow Game Refuge	Goose hunting
Isanti	Elizabeth Lake Game Refuge German Lake Game Refuge	Early goose season and youth participating in a mentored hunt
Martin	Mud-Bardwell Game Refuge	Canada geese Oct. 9 - Dec. 29
Nobles	Ocheda Lake Game Refuge	Youth Waterfowl Weekend; Early goose Sept. 4 - 19; Dec. 4 - 29
Olmsted	Rochester Game Refuge	Early goose Sept. 4 - 19
Steele	Rickert Waterfowl Refuge except Myron Buelow Waterfowl Sanctuary WMA	Early goose Sept. 4 - 19
Stevens	Harstad Slough Waterfowl Refuge	Early goose Sept. 4 - 19
Watonwan	Saint James Game Refuge	Goose hunting Sept. 25 - 26

HELP PROTECT MINNESOTA'S TREES

Only approved firewood is allowed on DNR lands

Approved firewood is:

- Firewood purchased from the DNR.
- Firewood purchased from an approved vendor (check out mndnr.gov/firewood for a list of approved vendors).
- Kiln-dried wood, such as unstained, unpainted dimensional lumber free of metal or other foreign objects.

These restrictions are needed to help prevent the introduction, or slow the spread, of damaging forest pests, including emerald ash borer, gypsy moth, and oak wilt. Help protect Minnesota's forests by leaving firewood at home! Check with the state park, state forest campground, or other state recreational facility you will be visiting to get the latest recommendations and restrictions on firewood movement to and within Minnesota.



State forests

State forest lands are generally open for hunting and other types of outdoor recreation. Hunting on private land within a state forest is subject to state trespass laws. A partial summary of state forest use regulations is included below. A complete listing is available from the DNR.

Elevated stands

- The use of portable tree stands is recommended, especially those which can be secured without driving nails into trees. Nails are a safety hazard for woodcutters and harm the forest.
- Personal property must be removed from State Forest lands.
- It is illegal to destroy state property, including the cutting of trees for shooting lanes.
- Littering and erecting permanent buildings are prohibited.
- Any permanent unoccupied stand or blind on public land is public and not the property of the person who constructed the stand.

Firewood

Wood that is dead and lying on the ground may be gathered for campfire use on site. Only approved firewood is allowed to be brought onto DNR lands. See page 108.

Campfires

No permit is required for recreational campfires of less than 3 feet in diameter, in an area cleared of combustible materials for 5 feet around the fire.

Firearms

- Firearms may be discharged in compliance with the law on forest lands that are not posted closed to firearm discharge.
- Firearms must be unloaded and cased while in or within 200 feet of a forest recreation area (campground, day use area, parking area), except that during open hunting seasons a person may carry an unloaded, uncased firearm or a strung, uncased bow to hunt outside the recreation area.

Camping

Camping on forest lands outside of developed campgrounds is permitted, with some conditions.

Personal property

Personal property may not be left or positioned so as to obstruct use of a road or trail. Personal property left unattended for 14 days shall be deemed abandoned.

Motor vehicle and off-road rules

State forest hunting/trapping exceptions

Traveling off roads and trails (cross-country travel) in a LIMITED state forest or off roads, trails and access routes in a MANAGED state forest is prohibited except persons with a valid hunting, trapping, or commercial trapping license in possession may use Class I ATVs to travel cross country to:

- Retrieve big game (September through December).
- Hunt for big game and construct stands (October through December).

Continued on next page

- Trap during the open season for protected furbearers.
- Trap for minnows under certain conditions.

Areas with limitations: The big game hunter/trapper exceptions do not apply in areas signed and mapped as “No Motorized Travel.” It also does not apply within the Richard J. Dorer Memorial Hardwood State Forest.

Motor vehicle restrictions

On state forest and county lands within state forests where motor vehicles are allowed:

- No motor vehicle operation is allowed on designated nonmotorized trails, unless also posted open for a motorized use.
- Motor vehicles or snowmobiles may not operate on forest lands in a manner that causes erosion or rutting, or that damages or destroys trees or growing crops. The no-rutting provision does not apply on designated motorized trails.
- Motor vehicles on state forest roads must: travel at a reasonable speed; obey posted speed limits, parking and traffic regulation signs; observe road closures; and may not damage the road, land or other natural resources.
- Construction of unauthorized permanent trails on forest lands is prohibited.
- In the Richard J. Dorer Memorial Hardwood Forest, motor vehicles and snowmobiles may operate only on forest roads that are not posted closed and on forest trails that are designated for motorized use. No motorized travel is allowed off of designated trails under any circumstances. Motorized trails are open to ATVs and OHMs from May 1 through November 1.

Scientific and Natural Areas

State Scientific and Natural Areas (SNAs) listed here are open to hunting and trapping as noted below. Also, check the DNR website for changes in SNAs open to hunting.

Portable stands and elevated scaffold may be used if it is removed each day at the close of shooting hours and does no damage to trees or other vegetation. Nails, spikes, screws or other devices that damage the bark of trees are prohibited. No motor vehicles are allowed in SNAs. More on SNAs can be found at mndnr.gov/snas/.

SNAs Open to Hunting and Trapping

Trapping allowed only where specified.

County	Area	Open for
Aitkin	McGregor Marsh SNA	All hunting
Becker	Dinner Creek SNA	All hunting and trapping
Beltrami	Maurice O'Link Ribbed Fen Unit SNA	All hunting (wholly within Red Lake Peatland SNA)
Brown	Joseph A. Tauer Prairie SNA	All hunting and trapping
Carlton	Hemlock Ravine SNA	Deer only by permit, in conjunction with Jay Cooke State Park
Carver	Seminary Fen SNA	Archery hunting only
Chisago	Franconia Bluffs SNA	All hunting
	Lawrence Creek SNA	Archery deer only
Clay	Felton Prairie SNA, Bicentennial Unit only	Deer hunting only
Clearwater	Iron Springs Bog SNA	Deer hunting only
	Itasca Wilderness Sanctuary SNA	Firearms deer hunting only, including muzzleloader season, in conjunction with Itasca State Park hunts.
Cook	Hovland Woods SNA	All hunting
	Lutsen SNA	All hunting; except only deer hunting in Scherer Conservation Unit. See SNA website for map.
	Myhr Creek Ridge SNA	All hunting
	Spring Beauty Northern Hardwoods SNA	All hunting
Crow Wing	Mille Lacs Moraine SNA	All hunting
Fillmore	Rushford Sand Barrens SNA	All hunting
Goodhue	Cannon River Turtle Preserve SNA	All hunting
Houston	Brownsville Bluff SNA	Deer only, no hunting in posted sanctuary. See SNA website for map.
	Mound Prairie SNA	All hunting in the portion north of Hwy 16; deer only in the south portion.

Continued on next page

SNAs Open to Hunting and Trapping *continued*

County	Area	Open for
Hubbard	Badoura Jack Pine Woodland	All hunting and trapping
	La Salle Lake SNA	All hunting and trapping
	Lester Lake SNA	All hunting and trapping
Itasca	Boltuck-Rice Forever Wild SNA	All hunting
	Chisholm Point Island SNA	Deer only, by archery
	Ladies Tresses Swamp SNA	All hunting
	Little Too Much Lake SNA	All hunting
	Lost 40 SNA	All hunting
	Mississippi Oxbow SNA	All hunting and trapping
	Potato Lake SNA	All hunting
	Wabu Woods SNA	All hunting
Koochiching	Caldwell Brook Cedar Swamp SNA	All hunting
	Watrous Island SNA	All hunting and trapping
Lac qui Parle	Yellow Bank Hills SNA	All hunting and trapping
Lake of the Woods	Gustafson's Camp SNA	All hunting and trapping
	Pine and Curry Island SNA	Waterfowl only
Mahnomen	Santee Prairie SNA	All hunting and trapping
Morrison	Lake Alexander Woods SNA	Portions open to deer hunting. See SNA website for map.
Norman	Prairie Smoke Dunes SNA	Antlerless deer hunting only
Pine	Black Lake Bog SNA	All hunting and trapping
Pipestone	Prairie Coteau SNA	All hunting and trapping
Polk	Gully Fen SNA	Deer only, by archery
Redwood	Cedar Rock SNA	All hunting and trapping
	Cedar Mountain SNA	Deer only, by archery
Renville	River Warren Outcrop SNA	All hunting and trapping
Rice	Prairie Creek Woods SNA	Muzzleloader deer only by permit in conjunction with Nerstrand Big Woods State Park special hunt.
Roseau	Two Rivers Aspen Prairie Parkland SNA	All hunting
Scott	Savage Fen SNA	Archery hunting only

Continued on next page

SNAs Open to Hunting and Trapping *continued*

County	Area	Open for
Sherburne	Uncas Dunes SNA	All hunting
St. Louis	Big Island SNA	Waterfowl hunting only
	Moose Mountain SNA	Deer only; archery Sept. 18 - Nov. 21, firearm Nov. 6 - 21
Stearns	Avon Hills Forest SNA	Deer only, by archery
	St. Wendel Tamarack Bog SNA	All hunting
Wabasha	Zumbro Falls Woods SNA	Antlerless deer hunting by permit
Yellow Medicine	Antelope Valley SNA	All hunting and trapping
	Mound Spring Prairie SNA	All hunting and trapping

Peatland SNAs Open to All Trapping and Hunting	
County	Peatland SNA
Beltrami	Red Lake Peatland SNA
Cass	Hole-in-the-Bog Peatland SNA (Except Hole-in-the-Bog Lake, which is a waterfowl refuge)
Koochiching	East Rat Root River Peatland SNA
	Lost River Peatland SNA
	Myrtle Lake Peatland SNA
	North Black River Peatland SNA
	South Black River Peatland SNA
	West Rat Root River Peatland SNA
Lake	Sand Lake Peatland SNA
Lake of the Woods/Beltrami	Mulligan Lake Peatland SNA
Lake of the Woods	Norris Camp Peatland SNA
	Winter Road Lake Peatland SNA
Roseau	Luxemburg Peatland SNA
	Pine Creek Peatland SNA
	Sprague Creek Peatland SNA
St. Louis	Lost Lake Peatland SNA

State Parks and State Recreation Areas

All or portions of the state parks and state recreation areas (SRA) listed on the following page are open to public hunting, or public hunting and trapping according to Minnesota regulations unless otherwise noted. Maps showing the areas where hunting and trapping is allowed within each of these units are available online at mndnr.gov/parksandtrails. Hunters and trappers should refer to these maps in the field to ensure they are within the portion of the state park or state recreation area where these activities are permitted.

With the exception of restrictions on firearms and traps, all state park rules remain in effect throughout the hunting and trapping seasons.

No permanent stands may be placed in state parks or state recreation areas open to hunting. Portable tree stands may be used for hunting (in areas open to hunting) or watching wild animals if the stand is removed each day and does no permanent damage to the tree in which it is placed. In areas of state parks or state recreation areas open to hunting by special permit, early placement of portable stands is allowed under the following conditions:

- Portable stands may be placed during normal business hours only and no more than seven days before the hunt. Stands must be removed no more than one day after the hunt.
- All stands must have owner/hunter identification on them.
- Only portable stands that do no damage to trees or other vegetation are allowed. Nails, screws or other devices that damage the bark of trees are prohibited. No screw-in steps are allowed.
- Only one stand is allowed per hunter.

State parks and SRAs open to public hunting

Big Bog State Recreation Area

Most of the northern portion of Big Bog SRA is open to public hunting and trapping. Hunting and trapping is not allowed on Ludlow Island and vicinity or the boardwalk.

Cuyuna Country State Recreation Area

Much of Cuyuna Country State Recreation Area is open to public hunting, but closed to trapping.

Forestville Mystery Cave State Park

Approximately 430 acres of the park is open to public hunting but closed to trapping.

Garden Island State Recreation Area

Much of Garden Island State Recreation Area is open to public hunting but closed to trapping.

George H. Crosby Manitou State Park

The portion of the park which is east of the Manitou River and north of Minnesota Highway 61 (approximately 3,000 acres) is open to public hunting but closed to trapping.

Greenleaf State Recreation Area

Open to archery deer hunting following general archery season regulations. No special permit required. No bonus permits allowed. Kristy Rice (DNR), 320-234-2550, kristy.rice@state.mn.us

Continued on next page

La Salle State Recreation Area

Most of La Salle SRA is open to public hunting and trapping of protected species during open seasons. Hunting and trapping is not allowed in the vicinity of the campground and cabins.

Split Rock Lighthouse State Park

Approximately 50 acres in the far northern part of the park is open to public hunting but closed to trapping.

Temperance River State Park

Approximately 600 acres of Temperance River State Park is open to public hunting but closed to trapping. The area is located north of Minnesota Highway 61 and adjacent to the Cross River on both sides.

Tettegouche State Park

Much of the southern half of the park (approximately 3,700 acres) known as the Palisade Valley unit is open to public hunting and trapping.

Federal Lands

Waterfowl Production Areas and National Wildlife Refuges

Federal Waterfowl Production Areas (WPAs) are open to public hunting except where prohibited. National Wildlife Refuges (NWRs) are closed unless expressly permitted. Please consult the appropriate NWRs and Wetland Management District (WMDs) managers or fws.gov/refuges for specific regulations.

General restrictions

- Small game hunters using shotguns, including turkey hunters, are required to use and possess only non-toxic shot.
- Small game hunters must wear an article of blaze orange/pink consistent with state regulations.
- Target shooting is prohibited.
- During the small game season, hunting dogs must be under the immediate control of the hunter. Training and allowing pets off leash are prohibited.
- Motorized vehicles are prohibited on all NWRs and WPAs except on designated parking areas, access roads, and public roads. Permits to operate vehicles on other roads may be available for hunters with disabilities.
- Motorized watercraft are prohibited on all WPAs and are restricted on most NWRs. Motorized watercraft are allowed without a permit on designated portions of the Tamarac and Upper Mississippi National Wildlife Refuge.
- Camping, campfires and overnight parking are prohibited on all WPAs including designated parking areas. Camping, campfires, and overnight parking are restricted on most NWRs.
- No permanent stands are permitted. Also prohibited are the use of nails, wire, screws, or bolts to attach a stand to a tree or hunting from a tree, into which a metal object has been driven to support a hunter. Portable hunting stands must be set up and removed each day.

Continued on next page

- All property brought onto a NWR or WPA must be removed after each day. This includes all vehicles, boats, decoys, trail cameras and trash.
- The use or possession of alcoholic beverages while hunting is prohibited.
- The destruction, defacement, disturbance or unauthorized removal of any natural object or government property is prohibited.
- Plants and animals cannot be introduced, liberated or placed on NWRs or WPAs.
- Disposing of animal carcasses, trash, refuse rocks, wood or other debris is prohibited.
- Cutting, mowing, sawing, digging, collecting, injuring or removing vegetation is prohibited.
- Distribution of feed or bait, or hunting over bait is prohibited. This includes salts and minerals.
- Launching, landing, disturbing of wildlife by, or hunting with an unmanned aircraft/drones on national wildlife refuges or waterfowl production areas is prohibited.

Trapping

A person may not trap in a National Wildlife Refuge without a permit from the refuge manager. Waterfowl Production Areas (WPAs) are open to trapping per state regulations unless specifically prohibited.

Artificial lights

A person may not use a spotlight, headlight, or other artificial light to spot, locate, or take any wild animal in a NWR or WPA.

Find information about federal lands in Minnesota online at fws.gov/refuges/hunting/

National forest lands in Minnesota

National forest lands in Minnesota are open to many public uses, including camping, hunting, fishing, trapping, snowmobiling, and off-highway vehicle (OHV) use with some restrictions.

Minnesota state hunting, fishing, trapping, snowmobiling and OHV regulations apply on national forest lands, except as otherwise stated below or in national forest regulations.

Special designation areas within national forests, such as designated Wilderness Areas, Semi-Primitive Nonmotorized Areas, and Research Natural Areas may have additional restrictions:

- Only portable stands or blinds that do not damage natural features and are removed at the end of the hunting season are permitted.
- Portable stands and blinds left unattended on national forest lands after the close of the hunting season are subject to impoundment.
- Cross-country or off-road OHV use for any purpose is prohibited. This includes the use of OHVs for big game retrieval, bear baiting and trapping.
- Commercial activities such as outfitting and guiding may not be conducted without a Special-Use Authorization issued by national forest management.
- Cutting or damaging of trees, including the cutting of shooting lanes, is prohibited.
- Constructing, placing, or maintaining any kind of road, trail, structure or other improvement is prohibited. This includes the use or occupancy of a permanent stand, blind or OHV trail.
- Storing or abandoning any personal property on national forest lands is prohibited.

Continued on next page

- Discharging a firearm within 150 yards of a residence, building, campsite, developed recreation site, or occupied area is not allowed on national forest land.
- Dumping of any refuse, debris, trash or litter on national forest lands is prohibited.
- Damaging or removing any natural/cultural feature or federal property is prohibited.
- Fire restrictions must be observed when in effect.

Chippewa National Forest (Beltrami, Cass and Itasca counties)

- The Motor Vehicle Use Map (MVUM), is the legal guide for Motor Vehicle use on Forest Roads, it is updated annually, which could affect your riding. Forest Roads are identified on the MVUM and on the ground with a three- or four-digit numbered sign.
- Off-highway Vehicles (OHV) and Highway Licensed Vehicles (HLV), may only operate on Forest Roads designated open on the MVUM, which are available FREE at the Forest Supervisors or District Ranger Offices.
- Roads that are signed, gated, bermed with dirt, rocks, trees etc. or not designated open on the MVUM are closed to motor vehicles.
- Snowmobiles may operate on any unplowed Forest Service roads with 4 or more inches of snow accumulation.
- Camping within a developed recreation fee area for a period longer than 14 days is prohibited. Campers must leave campground for a minimum of 24 hours before returning.
- Camping for a period longer than 21 consecutive days at a single location, anywhere on National Forest lands (non-fee areas), is prohibited.
- Launching or retrieving a boat with a trailer is prohibited except at a designated boat ramp.

Superior National Forest (Cook, Lake and St. Louis counties)

- Motorized travel on the Superior National Forest is only allowed on roads and trails as designated by an annual Motor Vehicle Use Map. Copies of the map are available at Superior National Forest offices and online at the forest website: fs.usda.gov/superior
- Snowmobiles may operate off-road in certain areas and on unplowed Forest Service roads with 4 or more inches of snow accumulation.
- Camping within a developed recreational site for a period longer than 14 days, except as otherwise posted, is prohibited.
- Camping for a period longer than 14 consecutive days at a single location, or longer than 30 consecutive days anywhere on National Forest lands, is prohibited.
- Permits are required year-round for entry into the Boundary Waters Canoe Area Wilderness. Wilderness rules and regulations apply to all visitors.
- Motor vehicles and all other types of motorized and mechanized equipment are prohibited in the Boundary Waters Canoe Area Wilderness except in specified areas.

For additional information, contact: Chippewa National Forest, 200 Ash Ave. NW, Cass Lake, MN 56633, 218-335-8600, fs.usda.gov/chippewa; or Superior National Forest, 8901 Grand Ave. Place, Duluth, MN 55808, 218-626-4300, fs.usda.gov/superior

St. Croix National Scenic Riverway

For information on trapping, which is restricted at the riverway, see nps.gov/sacn/planyourvisit/trapping.htm

Continued on next page

County Lands

Cass County managed forest lands

- Tree stands that damage trees are not allowed; no nails, bolts, or screws. All new tree stands that damage trees will be removed; old tree stands will be removed as timber sales take place in an area.
- The county encourages portable tree stands, freestanding stands, and any tree stands that do not damage trees.

Crow Wing County managed forest lands

Permanent hunting stands are prohibited by ordinance.

Tribal Lands

Lands of the Red Lake Ojibwe Band

Lands belonging to the Red Lake Band of Ojibwe Indians in Beltrami, Koochiching, Lake of the Woods, and Roseau counties are closed to non-band members except by special authorization of the tribal council. Persons taking, tagging, and transporting deer from reservation lands on the Northwest Angle in accordance with the Red Lake Band Code do not need a state license.

Other tribal lands

Nett Lake in Koochiching and St. Louis counties is closed to hunting by non-band members, except for duck hunting when accompanied by a band-member guide.

Other reservation lands may be open for hunting or trapping to non-band members by authorization of the reservations. All non-band members who are hunting or trapping on reservation lands must comply with all state regulations, including licensing.

CONTACT INFORMATION

DNR Information Center

500 Lafayette Road
St. Paul, MN 55155-4040
651-296-6157 or 888-646-6367

For TTY/TDD communication contact us through the
Minnesota Relay Service at 711 or 800-627-3529.

mndnr.gov



DNR Wildlife Offices

NORTHWEST REGION

Bemidji Headquarters
218-308-2651

Baudette Area Office
218-634-1705 Ext 222

Bemidji Area Office
218-308-2339

Crookston Area Office
218-687-2294

Detroit Lakes Area Office
218-846-8470

Fergus Falls Area Office
218-671-7968

Glenwood Area Office
320-634-7337

Karlstad Area Office
218-436-2427

Park Rapids Area Office
218-732-8452

Red Lake WMA
218-783-6861

Roseau River WMA
218-452-7610

Thief Lake WMA
218-222-3747

Thief River Falls Area Office
218-681-0946 Ext 222

NORTHEAST REGION

Grand Rapids Headquarters
218-328-8861

Aitkin Area Office
218-429-3051

Brainerd Area Office
218-203-4301

Cloquet Area Office
218-878-5661

Cloquet/Duluth Field Office
218-723-4768 Ext 224

**Cloquet/General Andrews
Field Office**
218-423-6026

**Grand Marais
(Two Harbors/Grand Marais
Field Office)**
218-834-1453

Grand Rapids Area Office
218-328-8860

Tower Area Office
218-300-7861

Tower/Orr Field Office
218-757-3274

Two Harbors Area Office
218-834-1453

CENTRAL REGION

Regional Headquarters
651-259-5756

Cambridge Area Office
763-284-7230

Carlos Avery WMA
651-539-3323

Forest Lake Area Office
651-539-3324

Little Falls Area Office
320-232-1063

Mille Lacs WMA
320-532-3537

Rochester Area Office
507-206-2859

Sauk Rapids Area Office
320-223-7840

Shakopee Area Office
952-496-4141 Ext 221

**Vermillion
Highlands WMA**
651-322-4643

Whitewater WMA
507-796-3281

SOUTH REGION

New Ulm Headquarters
507-233-1200

**Appleton Area Office/
Lac qui Parle WMA**
320-734-4451

Marshall Area Office
507-537-6250

New London Area Office
320-354-2154

Nicollet Area Office
507-225-3572

Owatonna Area Office
507-414-6200

**Redwood Falls
Field Office**
507-637-4076

Slayton Area Office
507-836-6919

Talcot Lake Field Office
507-468-2248

Windom Area Office
507-832-6017

Conservation Officer

888-MINNDNR (888-646-6367)

Call the DNR Information Center for easy access to DNR information and to connect with a Conservation Officer.



Turn in Poachers (TIP)

800-652-9093

If you witness a violation in progress or need to contact a Conservation Officer immediately, call the Turn in Poachers 24-hour hotline.



Take part in a CRITICAL SUCCESS



This Critical Habitat license plate features previously unpublished work by Minnesota wildlife artist Les Kouba. When you purchase any of Minnesota's Critical Habitat license plates, your \$30 annual contribution is matched dollar-for-dollar with private donations and DNR nongame wildlife checkoff funds.

Call of the Moose Minnesota is a partnership between the Minnesota DNR and Les Kouba Outdoors. Portions of the proceeds from sales of Call of the Moose artwork and licensed products support DNR moose management and research.

www.mndnr.gov
www.leskoubaoutdoors.com

SUNRISE/SUNSET TABLE

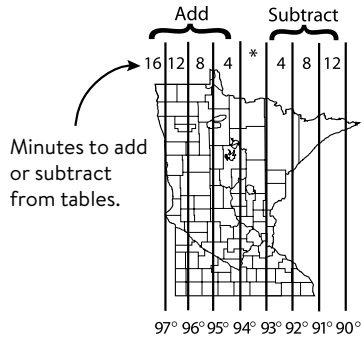
Nine hunting time zones are shown on the map on the next page. Sunrise and sunset times to be used for hunting purposes in the “In Table” zone are shown in the table below and at right. To determine times for other zones, add or subtract, as appropriate, the minutes shown at the top of the map to the times shown in the table. Times shown are Central Daylight Saving Time through November 6, 2021 and Central Standard Time thereafter.

Sunrise/Sunset Table for 2021

DATE	July Sunrise	July Sunset	Aug. Sunrise	Aug. Sunset	Sept. Sunrise	Sept. Sunset	Oct. Sunrise	Oct. Sunset	Nov. Sunrise	Nov. Sunset	Dec. Sunrise	Dec. Sunset
1	5:30	9:04	5:58	8:40	6:35	7:51	7:11	6:54	7:51	6:02	7:31	4:33
2	5:31	9:03	5:59	8:39	6:36	7:49	7:12	6:52	7:52	6:00	7:32	4:33
3	5:31	9:03	6:00	8:38	6:37	7:47	7:13	6:51	7:54	6:00	7:33	4:33
4	5:32	9:03	6:01	8:36	6:38	7:45	7:14	6:49	7:55	5:58	7:34	4:32
5	5:32	9:02	6:03	8:35	6:39	7:44	7:16	6:47	7:57	5:57	7:35	4:32
6	5:33	9:02	6:04	8:34	6:41	7:42	7:17	6:45	7:58	5:55	7:36	4:32
7	5:34	9:02	6:05	8:32	6:42	7:40	7:18	6:43	7:00	4:54	7:37	4:32
8	5:35	9:01	6:06	8:31	6:43	7:38	7:19	6:41	7:01	4:53	7:38	4:32
9	5:35	9:01	6:07	8:29	6:44	7:36	7:21	6:40	7:02	4:51	7:39	4:32
10	5:36	9:00	6:08	8:28	6:45	7:34	7:22	6:38	7:04	4:50	7:40	4:32
11	5:37	9:00	6:10	8:26	6:47	7:32	7:23	6:36	7:05	4:49	7:41	4:32
12	5:38	8:59	6:11	8:25	6:48	7:30	7:25	6:34	7:06	4:48	7:42	4:32
13	5:39	8:59	6:12	8:23	6:49	7:28	7:26	6:32	7:08	4:47	7:43	4:32
14	5:39	8:58	6:13	8:22	6:50	7:27	7:27	6:31	7:09	4:46	7:44	4:32
15	5:40	8:57	6:14	8:20	6:51	7:25	7:28	6:29	7:10	4:45	7:44	4:32
16	5:41	8:56	6:16	8:18	6:53	7:23	7:30	6:27	7:12	4:44	7:45	4:32
17	5:42	8:56	6:17	8:17	6:54	7:21	7:31	6:25	7:13	4:43	7:46	4:33
18	5:43	8:55	6:18	8:15	6:55	7:19	7:32	6:24	7:14	4:42	7:46	4:33
19	5:44	8:54	6:19	8:14	6:56	7:17	7:34	6:22	7:16	4:41	7:47	4:33
20	5:45	8:53	6:20	8:12	6:57	7:15	7:35	6:20	7:17	4:40	7:48	4:34
21	5:46	8:52	6:22	8:10	6:59	7:13	7:36	6:19	7:18	4:39	7:48	4:34
22	5:47	8:51	6:23	8:09	7:00	7:11	7:38	6:17	7:20	4:39	7:49	4:35
23	5:48	8:50	6:24	8:07	7:01	7:09	7:39	6:16	7:21	4:38	7:49	4:35
24	5:49	8:49	6:25	8:05	7:02	7:08	7:40	6:14	7:22	4:37	7:50	4:36
25	5:50	8:48	6:26	8:03	7:03	7:06	7:42	6:12	7:24	4:36	7:50	4:37
26	5:51	8:47	6:28	8:02	7:05	7:04	7:43	6:11	7:25	4:36	7:50	4:37
27	5:52	8:46	6:29	8:00	7:06	7:02	7:44	6:09	7:26	4:35	7:51	4:38
28	5:54	8:45	6:30	7:58	7:07	7:00	7:46	6:08	7:27	4:35	7:51	4:39
29	5:55	8:44	6:31	7:56	7:08	6:58	7:46	6:07	7:28	4:34	7:51	4:39
30	5:56	8:43	6:32	7:55	7:09	6:56	7:48	6:05	7:30	4:34	7:51	4:40
31	5:57	8:41	6:33	7:53			7:50	6:03			7:51	4:41

Times shown in the tables may vary by specific location.

For the exact time in your area consult a local airport or check online at: mndnr.gov/sunrise-sunset



Sunrise/Sunset Table for 2022												
DATE	Jan. Sunrise	Jan. Sunset	Feb. Sunrise	Feb. Sunset	Mar. Sunrise	Mar. Sunset	Apr. Sunrise	Apr. Sunset	May Sunrise	May Sunset	June Sunrise	June Sunset
1	7:52	4:42	7:33	5:21	6:52	6:00	6:55	7:41	6:03	8:18	5:30	8:52
2	7:52	4:43	7:32	5:22	6:50	6:02	6:53	7:42	6:02	8:20	5:29	8:53
3	7:52	4:44	7:31	5:24	6:48	6:03	6:51	7:43	6:00	8:21	5:29	8:54
4	7:52	4:45	7:30	5:25	6:46	6:04	6:49	7:44	5:59	8:22	5:28	8:55
5	7:51	4:46	7:29	5:27	6:45	6:06	6:47	7:46	5:57	8:23	5:28	8:56
6	7:51	4:47	7:27	5:28	6:43	6:07	6:45	7:47	5:56	8:24	5:28	8:56
7	7:51	4:48	7:26	5:29	6:41	6:08	6:43	7:48	5:55	8:26	5:27	8:57
8	7:51	4:49	7:25	5:31	6:38	6:09	6:42	7:49	5:53	8:27	5:27	8:58
9	7:51	4:50	7:23	5:32	6:36	6:11	6:40	7:51	5:52	8:28	5:27	8:58
10	7:50	4:52	7:22	5:34	6:36	6:12	6:38	7:52	5:51	8:29	5:26	8:59
11	7:50	4:53	7:20	5:35	6:34	6:13	6:36	7:53	5:49	8:30	5:26	8:59
12	7:50	4:54	7:19	5:37	6:32	6:15	6:34	7:54	5:48	8:32	5:26	9:00
13	7:49	4:55	7:18	5:38	7:30	7:16	6:33	7:56	5:47	8:33	5:26	9:01
14	7:49	4:56	7:16	5:39	7:28	7:18	6:31	7:57	5:46	8:34	5:26	9:01
15	7:48	4:58	7:15	5:41	7:26	7:19	6:29	7:58	5:45	8:35	5:26	9:01
16	7:48	4:59	7:13	5:42	7:25	7:20	6:27	7:59	5:43	8:36	5:26	9:02
17	7:47	5:00	7:12	5:44	7:23	7:21	6:26	8:01	5:42	8:37	5:26	9:02
18	7:46	5:01	7:10	5:45	7:21	7:23	6:24	8:02	5:41	8:38	5:26	9:03
19	7:46	5:03	7:08	5:46	7:19	7:24	6:22	8:03	5:40	8:40	5:26	9:03
20	7:45	5:04	7:07	5:48	7:17	7:25	6:21	8:05	5:39	8:41	5:26	9:03
21	7:44	5:05	7:05	5:49	7:15	7:27	6:19	8:06	5:38	8:42	5:26	9:03
22	7:43	5:07	7:04	5:51	7:13	7:28	6:17	8:07	5:37	8:43	5:27	9:04
23	7:42	5:08	7:02	5:52	7:11	7:29	6:16	8:08	5:36	8:44	5:27	9:04
24	7:42	5:10	7:00	5:53	7:10	7:30	6:14	8:10	5:36	8:45	5:27	9:04
25	7:41	5:11	6:59	5:55	7:08	7:32	6:12	8:11	5:35	8:46	5:27	9:04
26	7:40	5:12	6:57	5:56	7:06	7:33	6:11	8:12	5:34	8:47	5:28	9:04
27	7:39	5:14	6:55	5:58	7:04	7:34	6:09	8:13	5:33	8:48	5:28	9:04
28	7:38	5:15	6:53	5:59	7:02	7:35	6:08	8:15	5:32	8:49	5:29	9:04
29	7:37	5:17			7:00	7:37	6:06	8:16	5:32	8:50	5:29	9:04
30	7:36	5:18			6:58	7:38	6:05	8:17	5:31	8:51	5:30	9:04
31	7:35	5:19			6:56	7:39			5:30	8:52		

CALL US

Interpreters are available to answer all of your questions

License, Titling and Registration: M-F 8 a.m.-4:30 p.m.
General information: M-F 8 a.m.-6 p.m., Sat. 8 a.m.-4:30 p.m.
888-MINNDNR or 651-296-6157
info.dnr@state.mn.us



mnwildlife



mn_wildlife

Turn in Poachers

24-hour hotline, 800-652-9093

mn DEPARTMENT OF NATURAL RESOURCES

500 Lafayette Road
St. Paul, MN 55155-4040
888-MINNDNR or 651-296-6157
mndnr.gov

The Minnesota DNR prohibits discrimination in its programs and services based on race, color, creed, religion, national origin, sex, marital status, disability, sexual orientation, and status with regard to public assistance. Individuals with a disability who need a reasonable accommodation to access or participate in DNR programs and services please contact the DNR ADA Title II Coordinator at info.dnr@state.mn.us, 651-296-6157, or through MN Relay Service 711. Discrimination inquiries should be sent to Minnesota DNR, 500 Lafayette Road, St. Paul, MN 55155-4049.

This document is available in alternative formats to individuals with disabilities by contacting info.dnr@state.mn.us, 651-296-6157. For TTY/TDD communication contact us through the Minnesota Relay Service at 711 or 800-627-3529.

© 2021, State of Minnesota, Department of Natural Resources.



Publication printed using vegetable-based ink. Please recycle.

FAW_0002_22

OFFICE OF THE MINNESOTA SECRETARY OF STATE



REGISTER TO VOTE

sos.state.mn.us/elections-voting

What to Know About Transporting Deer Carcasses

The discovery of chronic wasting disease in Minnesota means that hunters will need to be more vigilant when transporting deer carcasses. Here's what you need to know to keep our deer herd healthy:

Q If I shoot a deer, elk, moose or caribou in any other state or province can I bring it into Minnesota?

A Not as a whole carcass. However you can bring moose, deer, caribou or elk that have been processed as described below:

- Quarters or other meat with no part of the spinal column or head attached;
- Meat that is boned out or that is cut and wrapped;
- Antlers, clean skull plates with antlers attached, hides and teeth; and
- Finished taxidermy mounts or products.

Q If I shoot a deer in Minnesota, can I transport it to another area of the state?

A Yes, except for deer harvested in a CWD management or control zone. Deer harvested in a CWD management or control zone must remain there until a CWD not detected test is confirmed. Otherwise, there are no movement restrictions on deer carcasses within Minnesota.

Q I'm a nonresident just passing through Minnesota. Can I transport a whole carcass through the state?

A Yes. Nonresidents can transport whole or partial carcasses on a direct route through the state.

Q I process my own deer. What is the safest way to dispose of bones and other waste?

A The best way to dispose of deer parts is through your refuse hauler or by limiting exposure by burying deer carcasses. Deer carcasses cannot be disposed of on public lands, including road rights of way or water bodies. They also cannot be disposed on private lands without permission.

Q Can I bring the head of an animal into the state to have a European mount made?

A Only antlers or clean skull plates with antlers attached can be brought into the state. An intact head with any brain tissue or eyes would not be allowed.

Q I'm hunting in an area where CWD surveillance is not occurring this fall—can I get my deer tested for CWD?

A The Veterinary Diagnostic Lab at the University of Minnesota will do individual CWD testing for a fee. More information online at vdl.umn.edu or by telephone 612-625-8787.

MINNESOTA HUNTING & TRAPPING REGULATIONS

The following updates were made after the hunting regulations handbook was printed. The updates are summarized below. See the page listed for the detailed regulation.

September 10, 2021

Page 8: Small game: Sharp-tailed grouse hunting is closed this year in the east-central portion of the state. Details are on page 43.