

Minnesota County Human Service Cost Report

for
Calendar Year **2018**

**Cost and revenue tables
for all programs with:
Notes and technical remarks
Program and table guides
Graphical overview in color
Trend and per capita comparisons**

TABLE OF CONTENTS

| SECTION | PAGE |
|--|---------|
| I. Introduction | 1 - 3 |
| II. Guide to Programs | 3 - 6 |
| III. Guide to Tables | 7 - 11 |
| IV. Technical Remarks | 11 - 14 |
| V. Distribution | 14 |
| VI. Acknowledgements | 14 |
| Graphics Overview of Costs, Revenue Shares, and Trends | 15 - 25 |
| Minnesota County Human Service Cost Report 2018 | |
| Total Human Service Costs and Revenue Shares (Table 1) | 27 - 28 |
| Support Programs Costs and Revenue Shares (Tables 2 - 8) | 30 - 43 |
| Health Programs Costs and Revenue Shares (Tables 9 - 10) | 45 - 48 |
| Social Service Programs Costs and Revenue Shares (Tables 11 - 17) | 50 - 63 |
| Supplemental Data (Tables 18 and 19) | 65 - 68 |
| Trend Data (Tables 20 - 23) | 70 - 77 |
| Comparative Per Capita Costs and County Portion of Costs (Tables 24 - 27) | 79 - 86 |

I. Introduction

The purpose of the Minnesota County Human Service Cost Report is to provide a fair representation of the costs and revenue sources involved in providing human service programs administered by the counties and supervised by the Minnesota Department of Human Services (DHS). The services are carried out by county human service agencies, county subcontractors, and in some cases by DHS itself on behalf of the counties. Services are divided between Support, Health, and Social Service programs. This report does not attempt to describe all tax levies, or to encompass private sector or Native American tribal service activity. The Minnesota County Human Service Cost Report is a calendar year report and all references to years will be to calendar years unless otherwise noted. When table(s) are referred to, these are the data pages and they are numbered on the top right of each page.

Report Organization

The county costs are initially divided between the various Support, Health, and Social Service programs (see Section II for a description of programs). The costs are further broken down into Centralized (see below), County Public Aid / Purchased Services, County Personnel, and County Non-Personnel costs. This report also shows which level of government — federal, state, or local - funded these costs. This breakdown is further described in the guide to the table's section (Section III).

DHS Centralized Payments

While this report is oriented toward county fiscal activity, it also includes relevant DHS centralized payments in order to produce a broader picture of the total costs involved in providing services administered by the counties. A list of all centralized payments appears in Section III. Guide to Tables – Item B.

It is noteworthy that the above “DHS centralized payment systems” account for approximately 88 percent of the entire county human services costs in 2018. For this report, centralized payments **do not** include services provided directly by DHS that are not administered by county agencies, such as services for the hearing impaired, adoption assistance to families, MinnesotaCare or other DHS non-county grant activity. Nor do they include the operating costs of the DHS central office and SOS facilities. The centralized costs that are included in this report are explained in more detail in the technical remarks section of the report (Section IV).

Format, Content and Presentation

There are no significant format changes in the presentation of data with this year's report. Each data table layout is designed to allow the user to obtain all cost and revenue share information for an individual program from that one foldout table. Note that each table spans two pages to accommodate every county. Pages in this report are numbered consecutively to allow for easy access and reference.

Data Overview

Calendar year (CY) 2018 costs and revenue shares are generally in line with projections and economic conditions. Overall spending on human service programs increased by \$1.3B (+8.66 percent) which is a slight increase from the \$684M (+4.95 percent) increase in CY2017. The increase in overall spending was the result of moderate increases in the Social Service Programs and significant/major increase in the Health Programs area. Calendar year 2018 costs were funded with 48 percent federal funding, 46 percent state, 5 percent county, and 1 percent miscellaneous revenue.

Total Support Programs showed a decrease in spending of about \$76.4M (-5.9%) compared to the increase from the \$3M (+.23%) increase in CY2017. Slight increases in spending occurred in the Minnesota Supplemental Assistance (MSA) (+4.2%), General Assistance (+2.2%), and Child Support (Title IV-D) (+.78%). There was a slight decrease in the SNAP Program (-4.8%). There was a moderate decrease of (-7.1%) in the MFIP Program and a decrease of (-17.8%) in Group Residential Housing due to lower case counts in the calendar year.

Support Program federal funding decreased \$45.3M (-5.6%), state funding decreased by \$34.3M (-11%) and county funding increased by \$4.9M (+3.7%). Note that the county share is about 11.5 percent of the overall Support Program Costs of \$1.2B. Miscellaneous revenue decreased by \$1.7M (-5.2%).

Total Health Care Programs which is only the Medical Assistance program, showed an increase in costs of \$1.1B (+12%). This is a larger increase from CY2017, which had an increase of \$401M (+4.8%). This follows an increase from CY2016, which had an increase of \$7M (+.08%) from CY2015.

Health Care program federal and state funding stayed the same at 50% federal in CY2018 and state at just over 49%. These funding distributions are stable.

Social Service Programs showed an overall increase in spending of \$279.1M (+6.3%) in CY2018. This follows the CY2017 increase of 6.8% (+279.6M). Moderate/modest increases of 7.2% (+\$46.3M) were reported in the Children's Program and Developmental Disabilities Program increased 7.7% (+\$111M) which can partially be linked to an increase in Long Term Services and Support net expenditures. The Adult Services program also had a significant increase of 10.3% (+\$124.5M) following a CY2017 increase of 11.5% (+\$124M).

Total Social Service Program funding increased 6.3%. Federal funding went up +6.3% for a total of 40.8% of total revenue; total state revenue went up +8.7% which is 43.7% percent. The county share is 13.5% which is a slight decrease from 14.4% in CY17 and the remaining 2 percent is miscellaneous revenue.

No Analysis

There is no attempt to provide any in-depth analysis of the figures in this report. However, to aid in visualizing the data and looking at trends, 10 pages in graph format are included. Also, eight additional tables, covering trend and per capita costs, are included after the county program cost tables.

Use of a consistent format, content, and presentation is calculated to allow comparisons with previous years. However, when comparing this report with earlier years, care must be taken to recognize necessary changes and temporary distortions between the years. For more information on comparative differences, contact Julie Spurgeon in DHS Financial Operations Division at (651) 431-3782 or julie.spurgeon@state.mn.us

II. Guide to Programs

The reader should understand that human service program categorizations are somewhat arbitrary. For example, some MA services, such as the waived TBI, CAC, or DD services, are reported under social services. This reflects the fact that county social service workers are significantly involved in these services. Another example is the reporting of Child Care Program (CC) costs as a social service. Some administrative CC costs are shifting as some counties are using financial workers from Support Programs for CC administration. However, we continue to report all Child Care costs and revenue under Social Service Programs.

A. Support Programs

Minnesota Supplemental Aid (MSA)

This program provides payments to aged, blind, or disabled persons to supplement available income up to the state's public assistance standards.

Minnesota Family Investment Program (MFIP)

MFIP is the state's welfare reform program. MFIP helps families work their way out of poverty by expecting, supporting, and rewarding work. Direct benefits include food support and cash assistance. MFIP clients also receive Medical Assistance (MA), child care help, and employment services.

MFIP food support costs are reported under this program but are shown separately under centralized costs. Refugee Cash Assistance payments are included under MFIP, since these costs are not material enough to warrant separate program reporting.

General Assistance (GA)

This program provides case payments to persons who do not qualify for federal categorical assistance but meet the State General Assistance requirements, including

emergency payments. This program also includes payments made out of General Relief (shown as county public aid) which is funded by the county.

Supplemental Nutrition Assistance Program (SNAP)

This program helps low-income people purchase food to meet their nutritional needs and is funded by the U.S. Department of Agriculture and operates under federal policy direction. In Minnesota, county human service agencies administer the program under the supervision of DHS. Benefits are based on the income and number of persons in the household and are issued through the Electronic Benefit Transfer (EBT) system. The benefits are available on an EBT card (similar to a debit card) and are accessed at the retailer when food is purchased. Families who receive MFIP benefits receive their food assistance through that program rather than through the traditional SNAP Program.

Able-bodied adults who are not otherwise exempt are required to participate in the county's SNAP Employment and Training (SNAP E&T) Program. This program assists participants to prepare for and find employment so that the participant can become self-supporting. Costs for SNAP E&T are shown as county public aid. SNAP E&T is funded with both state and federal funds.

Child Support Enforcement (Title IV-D)

This program provides five major services to public and non-public assistance applicants, all with the purpose of assisting with child support collections. Services include paternity determination, absent parent location, support obligation establishment, enforcement, and distribution.

Group Residential Housing (GRH)

GRH is designed to provide community-based residential care for those patients who would normally be, or have been, cared for in nursing homes or SOS facilities. This is the fruition of a concerted effort to get intermediate-care patients out of costly segregated facilities and into communities, closer to a home-type environment.

B. Health Programs

Medical Assistance (MA)

MA provides payments for health and dental care of individuals or families who qualify according to Minnesota statute. Care in skilled nursing facilities or intermediate-care facilities is also covered. This account also includes the costs incurred to provide the Child and Teen Check-up Program for children ages 0 to 21. If a county paid their county revenue share (billed by DHS) for certain clients in nursing or intermediate care facilities through their MA account, these costs are shown here under county public aid.

Certain MA costs are included in social services rather than here (MA): MA Case Management Services, so-called “MA Waivered” services (MA-funded social services to assist clients in staying in the community rather than using expensive, restrictive medical facilities), and related Mental Health Screenings such as MnCHOICES.

C. Social Service Programs

Children's Services

This program includes social service activities directed toward the well-being of children. It includes services such as Adoptions, Child Protection, Adolescent Life Skills Training, MA (waivered) services, and Child Welfare – Targeted Case Management. Also included are the facilitative, supportive, administrative, and other functions necessary to pursue these activities.

Child Care

This program area consists of child care activities and related MFIP employment and training costs. MFIP and Basic Sliding Fee child care costs along with MFIP employment assistance services constitute the major costs in this program. Child care payments made directly to providers through the Minnesota Electronic Child Care (MEC²) payment system are reflected here under centralized costs.

Chemical Dependency (CD)

This program includes social service activities directed toward the amelioration and treatment of problems related to alcohol and drug abuse or dependency. It includes services such as a Rule 25 Assessment, Detoxification, or CD Halfway House. Also included are the facilitative, supportive, administrative, and other functions necessary to pursue these activities.

Mental Health

This program includes social service activities directed toward the support and treatment of adults who have been or may be diagnosed as having mental illness and children who have been or may be diagnosed as having emotional disturbance. This includes services such as Mental Health Residential and Day Treatment, Community Support Services, Family Community Support Services, and Rule 79 (Targeted) Case Management. Also included are the facilitative, supportive, administrative, and other functions necessary to pursue these activities.

Developmental Disabilities (DD)

This program includes social service activities that support people with a variety of disabilities, including developmental disabilities, chronic medical conditions, acquired or traumatic brain injuries and physical disabilities. This includes services such as DD Home-based Support Services, DD Screening, MA (waivered) services, Adult Day Training and Habilitation (DAC), Semi-Independent Living Skills (SILS), and VA/DD Targeted Case Management. In the case of children, this program area also includes services directed toward the support of the families involved. Also included are the facilitative, supportive, administrative, and other functions necessary to pursue these activities.

Adult Services

This program includes social service activities directed toward the support of adults who are not in the Chemical Dependency, Mental Health, and Developmental Disabilities Program Areas. This includes Adult Protection Assessment/Investigation, Nursing Home Pre-Admission Screening, Adult Day Care, Congregate Meals, Case Management, VA/DD Targeted Case Management, and MA (waivered) services.

III. Guide to Tables

When reviewing these tables, keep in mind that there are four consolidated boards: Cottonwood and Jackson counties are reported as county No. 32 (Des Moines Valley Health and Human Services position), Lincoln, Lyon, Murray, Pipestone, Redwood, and Rock counties are reported as county No. 42 (Southwest Health and Human Services position), Faribault and Martin counties are reported as county No. 46 (Martin's position) while Dodge, Steele and Waseca counties are reported as county No. 74 (MnPrairie position).

A. Table 1: Total Human Service Costs and Revenue Shares

Support, Health, and Social Service program costs are totaled on this page. Federal, state, county, and miscellaneous revenue shares are also totaled. Tables 2, 9, and 12 provide this data. Note that Human Service Total Costs equal Human Service Total Revenue Shares. This is due to the fact that the County Revenue Share is computed as a residual to make costs equal to revenue shares (funding) for the year. See the discussion about county revenue share in this section for more details.

B. Tables 2 through 17: Program Data

These tables cover the Support, Health, and Social Service program components and are all laid out essentially the same. Table 2 is a sum of 3 through 8. Table 9 is a sum of 10. Table 11 is a sum of 12 through 17. The following information applies to the data columns on Tables 2 through 17:

DHS CENTRALIZED EXPENDITURES

DHS Centralized Expenditures are payments made by DHS, on behalf of the counties, but sent directly to vendors or client recipients. Counties do not "see" this money so it is not included in their records or reports. All the data for this report comes from the various "centralized systems".

The Support Program centralized costs are payments for the Minnesota Family Investment Program (MFIP), Supplemental Nutrition Assistance Program (SNAP), General Assistance GA), Group Residential Housing (GRH) and Minnesota Supplemental Aid (MSA).

The Health Program centralized costs include Medical Assistance (MA) centralized disbursements and State Absorbed Costs for county clients in state operated services (SOS) facilities and other residential settings.

The Social Service Program centralized costs include Consolidated Chemical Dependency Treatment Fund (CCDTF) payments, Consumer Support Grant Payments, and MEC² child care payments.

COUNTY PUBLIC AID / COUNTY PURCHASED SERVICES

Support and Health Programs public aid assistance expenditures are county payments to eligible individuals or vendors under each program. These payments have all but disappeared due to centralized payments through MAXIS and MMIS, but there is an occasional payment reported on county abstracts.

Social Service purchased service expenditures are county payments to vendors for services provided to clients through the various social service programs and are reported on the Social Service Fund Report DHS-2556 and the Social Service Expenditure and Grant Reconciliation (SEAGR) Report DHS-2557.

COUNTY PERSONNEL COSTS

Personnel costs include salaries and employee benefits for county staff provided services. It does not include independent contractors or self-employed individuals, whose costs are included in SS-purchased services or county overhead. Employee benefits may include the county's share of insurance, retirement, FICA, unemployment, worker compensation, and other employer contributions paid for the benefit of the employees. This data comes from the Income Maintenance Quarterly Expense Report DHS-2550, the Social Service Fund Report DHS-2556 and the Social Service Expenditure and Grant Reconciliation (SEAGR) Report DHS-2557.

COUNTY NON PERSONNEL COSTS

County administration and overhead costs, exclusive of personnel, make up the remainder of county expenditures. These costs might include charges for services rendered by businesses or individuals that are not on the county human service payroll as well as expenses such as rent, utilities, and travel. Other costs included are materials and supplies, capital outlay, and debt services, including bond principle and interest payments. This data comes from the Income Maintenance Quarterly Expense Report DHS-2550, the Social Service Fund Report DHS-2556 and the Social Service Expenditure and Grant Reconciliation (SEAGR) Report DHS-2557.

PROGRAM TOTAL COSTS

This column includes the total of centralized, public aid or purchased services, personnel, and non-personnel costs.

FEDERAL REVENUE SHARE

Federal revenue includes all funds received by counties from the federal government through DHS for the various human service programs. This data comes from DHS centralized sources, county abstracts, the Social Service Fund Report DHS-2556 and the Social Service Expenditure and Grant Reconciliation (SEAGR) Report DHS-2557.

STATE REVENUE SHARE

State revenue includes all revenue received by counties from DHS for the various human service programs. Included under MA, and Social Services are the various DHS centralized disbursements. Also included are state revenues for MSA, MFIP, GA, and GRH MAXIS centralized disbursements. This data comes from DHS centralized sources, county abstracts, the Social Service Fund Report DHS-2556 and the Social Service Expenditure and Grant Reconciliation (SEAGR) Report DHS-2557.

COUNTY REVENUE SHARE

The county share (CS) figures were derived from the following formula:

$$CS = T (-) F (-) S (-) MR$$

T = Total Expenditures

F = Federal Revenue

S = State Revenue

MR = Miscellaneous Revenue

State shared revenue (see part C below) is not included in the formula because it is not broken down between programs. Therefore, the portion of net county expenditures paid for by the county (county revenue share) may have been paid with property taxes collected, state shared revenue, a portion of the county's fund operating balance, or possibly even loans against expected future revenue. Please bear in mind that these are cash-based figures, and therefore may not agree with county financial statements based on accruals.

MISCELLANEOUS REVENUE SHARE

Miscellaneous revenue includes that portion of net expenditures paid for by child support payments (amount is primarily shown under MFIP), estate settlements, insurance, client fees, private grants or donations, or other sources not included in federal, state, or county revenue share. This data comes from DHS centralized sources, county abstracts, the Social Service Fund Report DHS-2556 and the Social Service Expenditure and Grant Reconciliation (SEAGR) Report DHS-2557.

PROGRAM TOTAL REVENUE SHARES

This column includes the total of federal, state, county, and miscellaneous revenue shares. It is equal to program total costs due to the computation method for the county revenue share that was discussed above.

C. Tables 18 and 19: Supplemental Data

Table 18 reports state shared revenue received by counties from state agencies other than DHS (typically the Department of Revenue). State shared revenue data is included in this report since it is assumed to be a funding source for the county revenue share. The revenue is distributed on the basis of state statute or regulation and is in lieu of property taxes or other revenue sharing. Possible sources of state shared revenue include:

- County Program Aid
- Agricultural Market Value Credit
- Disparity Reduction Aid
- Disparity Reduction Credit
- Taconite Homestead Credit - Real and Manufactured Home
- Agricultural Preserve Credit
- County Conservation Credit
- Disaster Credit
- Power Line Credit

This revenue is not split among programs because it is granted to the counties without reference to human service programs. This data is acquired directly from counties through the Social Service Fund Report DHS-2556.

Table 19 reports total MinnesotaCare costs, number of clients, and number of claims by county of residence. This data is included to provide a more complete picture of human service activity. MinnesotaCare is a state health care program for people who meet income guidelines and do not have insurance. Enrollees pay a monthly premium based on family size and income. Service costs are paid by state and federal tax dollars, provider taxes, and the premiums. Counties do not have a direct administrative or fiscal responsibility for this program. County population was added to the data to provide a reference base for the other data.

D. Tables 20 through 23: Trend Data

These tables contain trend data derived from the preceding tables and prior Minnesota County Human Service Cost Reports. They track changes from years 2014 through 2018. The percent change is calculated based upon the dollar change from 2014 through 2018 (four years). Use of the term “AID” on the Support and Health tables refers to payments to or for clients. The term “PURCHASED” on the Social Service tables refers to expenditures to vendors for client services through the various social service programs. The term “ADMIN” on the tables refers to costs that are neither aid nor purchased. They generally consist of staff costs and other non-personnel overhead costs. For these trend purposes, centralized costs paid by DHS on behalf of the counties are included in the

“AID” amounts on the Support and Health tables and in the “PURCHASED” amount on the Social Service table.

E. Tables 24 through 27: Comparative Per Capita Data

These tables report comparative per capita costs and county revenue share using the 2018 program data and estimated populations. On these pages the Per Capita Ranking column lists counties “TOTAL” cost per capita ranking (least to highest). The “AID/PURCHASED” and “ADMIN” columns provide a breakdown of the “TOTAL” cost column. The per capita “COUNTY PORTION OF TOTAL COST” is funded by the county.

IV. Technical Remarks

The purpose of this section is to provide more detail about how the Minnesota County Human Service Cost Report was compiled. This section will describe the cash basis of accounting, source documents used, refunds and cancellations, and DHS centralized expenditures.

Basis of Accounting

The Minnesota County Human Services Cost Report reflects the cash basis of accounting, as opposed to the accrual or modified accrual methods of accounting. The ***basis of accounting*** refers to the time when revenues and expenditures are recorded. Under the cash basis, revenues are not recorded until cash is received and expenditures are not recognized until payment is made. In cash basis accounting, outstanding obligations are not recorded at the end of a fiscal year; therefore, cash basis financial statements will not reflect the "actual" financial position at a given date or show results of operations over a given period of time. Because of this potential misrepresentation, counties typically use the modified accrual accounting method for financial statements. When using the modified accrual method, revenues are recognized when they become measurable and available to finance expenditures of the fiscal period. Expenditures are recognized at the time the liability is incurred. Due to the different accounting methods used, data on the Minnesota County Human Service Cost Report may not match county records or financial statements. However, these effects are likely to cancel each other out over the long run, so that the overall results over several years should prove quite similar no matter what basis of accounting is employed.

Source Documents

Reports sent to DHS by the county are on the cash basis of accounting. The three document sources used to collect county information for the Minnesota County Human Service Cost Report are the Income Maintenance Quarterly Expense Report DHS-2550, the Social Service Fund Report DHS-2556 and the Social Service Expenditure and Grant Reconciliation (SEAGR) Report DHS-2557.

The Income Maintenance Quarterly Expense Report is a quarterly report that collects county fiscal information on Income Maintenance administrative costs for eligible Support and Health Programs. See Section II for the list of programs. This report is required for federal reporting and (in conjunction with the Income Maintenance – Random Moment Study) to determine the correct federal administrative reimbursement for the counties.

The Social Service Fund Report is a quarterly report that collects county fiscal data on administrative costs and revenues for Social Service programs. See Section II for a list of programs included in Social Services. This report is required for federal reporting (in conjunction with the Social Service Random Moment Time Study) to determine federal administrative reimbursement for the counties.

The SEAGR Report ties directly to the Social Service Fund Report, in that both reports account for the same expenditures and revenue. Both report county Social Service Fund activity as defined by DHS instructions. However, the SEAGR Report reflects what BRASS (Budgeting, Reporting, and Accounting for Social Services) services (by program) were purchased or provided, whereas the Social Service Fund Report reports by general object of expenditure.

The data provided on county reports is subject to a series of reviews and audits to ensure accuracy and consistency. The audited information is then sent back to the counties for verification. During their verification, counties are asked to add any expenses or revenues that were not reported to DHS or are not included in DHS centralized data or county abstracts.

Special Instructions for County Reports

Reports sent to DHS by the counties require that expenditures be net of refunds and cancellations. Counties are, however, required to report fees and recoveries. A cancellation is when the warrant (or other payment) is canceled prior to being honored. A refund occurs when the party being paid returns all or part of the money received. To qualify as a refund, however, the money must be received by the county agency during the same calendar year in which the payment was made. If counties were allowed to record refunds and cancellations as revenues, the expenses matched to these revenues would be falsely reported. Since the expense never truly occurred, it should not be recognized as an expense; therefore, there should be no revenues to match it.

Recoveries, on the other hand, are to be reported as revenue. A recovery might be a refund of a payment made in a prior calendar year. Since there is no current year expense to match the refund, the refund cannot be backed out of that year's expenditures. More typically, recoveries represent reimbursements to the county agency by a third party (neither the person who paid nor the county, state, or federal government). Examples might include recoveries from insurance, an estate, or child support collections.

Client fees are also to be reported as revenue since they do not qualify as a refund. A refund involves some sort of overpayment, while a fee is simply collecting money from a person served.

Besides refunds and cancellations, DHS centralized disbursements are also not included on reports turned in by the county. DHS centralized disbursements represent money sent by DHS on behalf of the counties, but not to the counties. In keeping with the cash basis, the amounts reported under DHS centralized disbursements are amounts sent out by the state during the calendar year. In order to give a more accurate picture of the costs involved in providing human services, the following centralized costs described in the next several pages have been included in this report:

A. The Consolidated Chemical Dependency Treatment Fund (CCDTF)

The CCDTF is a Social Service fund. Chemical dependency services covered by the CCDTF must be a planned program of care for the treatment of chemical dependency or abuse by the person.

The CCDTF consists of federal and state dollars used to pay for 85 percent of county expenditures, including administration, up to the county's allocation. The state sends payments directly to eligible vendors and bills the county for its 15 percent share. The county includes its share on the Social Service Fund Report and the SEAGR Report. When centralized expenditures for the fund are added to the county reported share, all the costs are reported.

B. State Absorbed Costs

State absorbed costs are DHS centralized disbursements included under Social Services. These costs are for county clients with mental illness, developmental disabilities, and/or chemical dependency. A new category of costs has been added for sex offenders. All costs are in the Mental Health program. Clients can reside in SOS facilities, specialized facilities, or other residential facilities.

Funding for services comes from Medical Assistance (MA), Medicare, private insurance, patients or their payers, counties, or other states. State absorbed costs occur when charges for services must be deferred because the patient has no source of payment and is not eligible for MA. There is no statute of limitations on the deferred "state absorbed" charges; therefore, the state can request payment when and if the client or relative is able to pay. The state may also place claims on the estate of an individual, but this is rarely successful.

The county share of these services is sometimes referred to as "poor relief" and is reported on the Social Service Fund Report and SEAGR. MA-eligible costs are reported as centralized expenditures under the Medical Assistance Program. These three costs (county share, state absorbed, and MA) provide a complete picture of the county's client costs. It should be noted that state absorbed costs at the SOS facilities have been

declining at least in part due to a shift to community-based delivery of services in the Mental Health Program.

C. Medical Assistance (MA)

MA payments are made by the state to vendors licensed to provide medical goods and services covered by MA for individuals whose income and resources are insufficient to meet all costs. MA includes federal, state, and county dollars. All MMIS expenditures (federal, state, and county dollars) for services are reported as centralized expenditures. By adding the centralized portion to any county reported activity, all costs are included in this report.

D. MAXIS

MAXIS is a centralized payment program which makes payments for the following programs: Minnesota Supplemental Assistance, General Assistance, Minnesota Family Investment Program, SNAP (not FSET), and Group Residential Housing. These MAXIS program payments are added to county reported costs to account for all expenditures.

E. Minnesota Electronic Child Care System (MEC²)

MEC² is a centralized payment program which makes payments directly to providers, as authorized by counties for child care. These payments are added to centralized costs to account for all expenditures.

V. Distribution

This report is no longer printed in booklet form. County human service directors, legislative staff, DHS staff and other interested parties are sent an e-mail with the report attached as a PDF and instructions on how to find the report on the DHS public web site. (General availability is on the DHS public Web site at www.dhs.state.mn.us) Click on Fiscal Reporting and Accounting. With the addition of this year's report, there will be report data for the past nine years (2009 through 2018) on the web-site. For more information on report availability call Julie Spurgeon at (651) 431-3782 or e-mail julie.spurgeon@state.mn.us

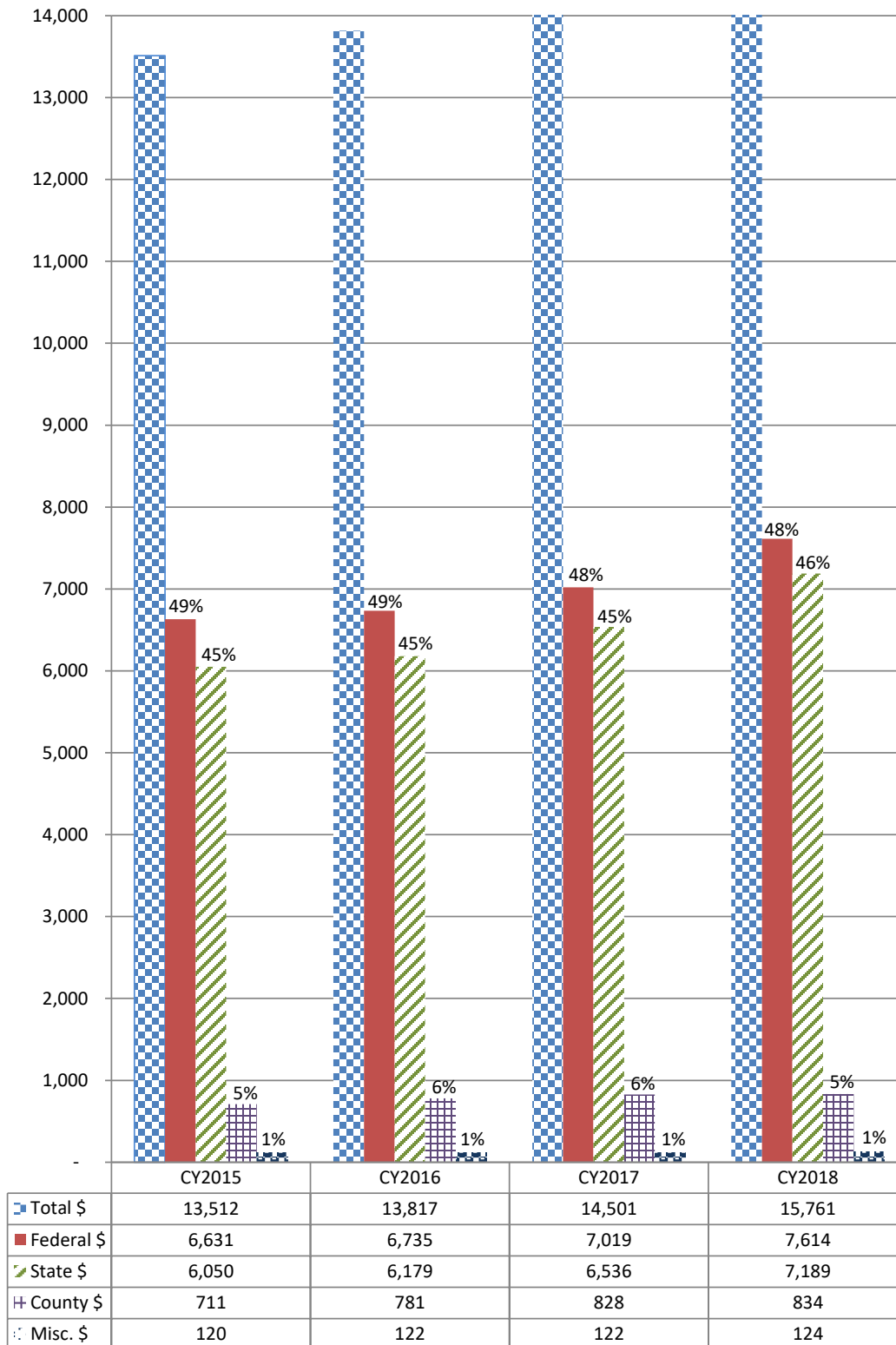
VI. Acknowledgements

This report was compiled from the work of many county and DHS program, accounting, and data entry staff. The figures were prepared in the DHS Financial Operations Division by Julie Spurgeon. Brad Johnson and Rob Stansbury provided data support with Chris Ricker providing advice and oversight. Gloria Fike provided publishing support.

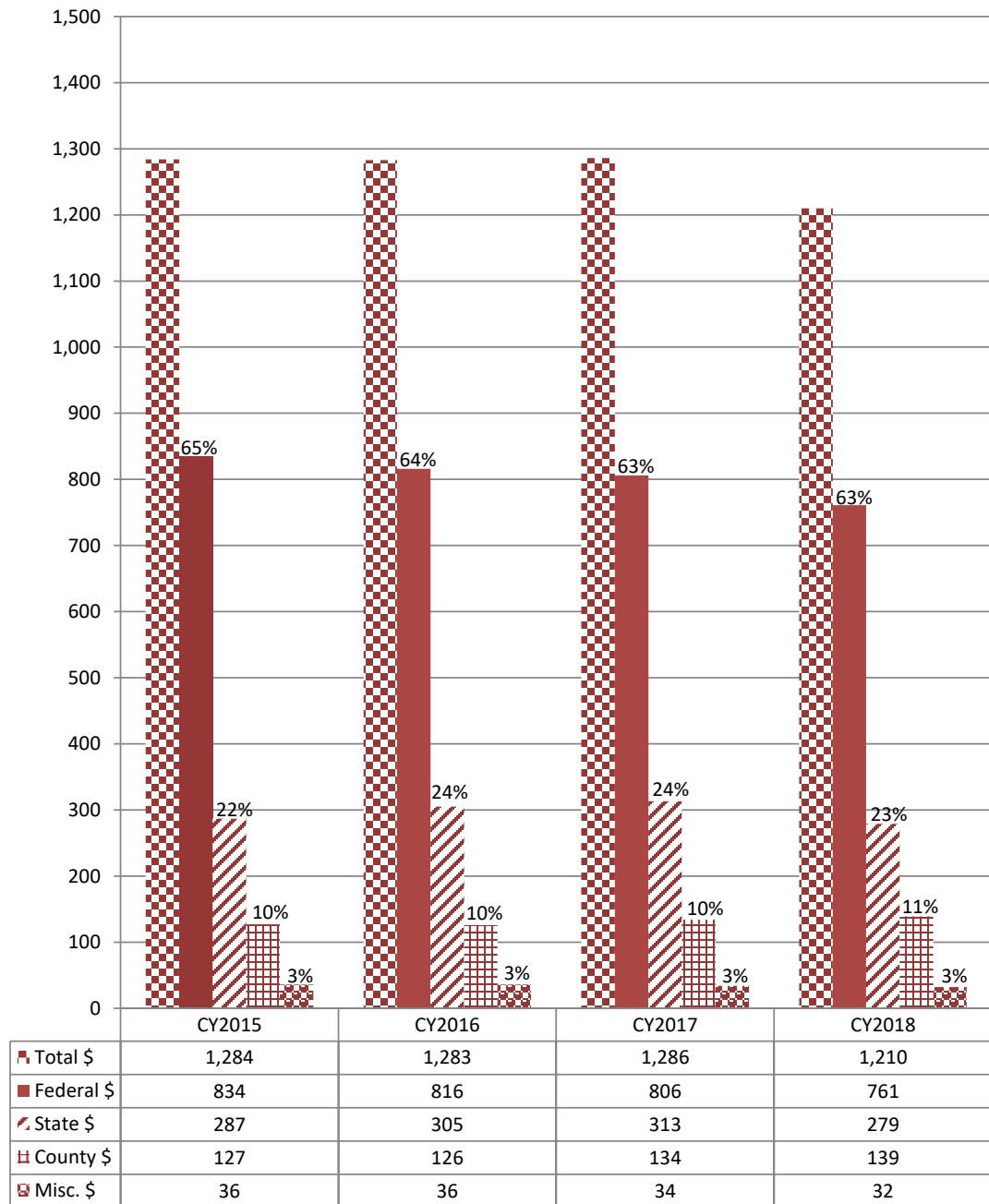
Graphics Overview of Costs, Revenue Shares, and Trends

| | <u>Page</u> |
|--|--------------------|
| Human Services Costs and Revenue Shares 2015-2018 | 16 |
| Support Programs Costs and Revenue Shares 2015-2018 | 17 |
| Health Programs Costs and Revenue Shares 2015-2018 | 18 |
| Social Services Costs and Revenue Shares 2015-2018 | 19 |
| Human Service Costs by Major Programs 2018 | 20 |
| Support Costs by Program 2018 | 21 |
| Social Service Costs by Program 2018 | 22 |
| Support Programs Costs and Trends 2015-2018 | 23 |
| Health Programs Costs and Trends 2015-2018 | 24 |
| Social Service Programs Costs and Trends 2015-2018 | 25 |

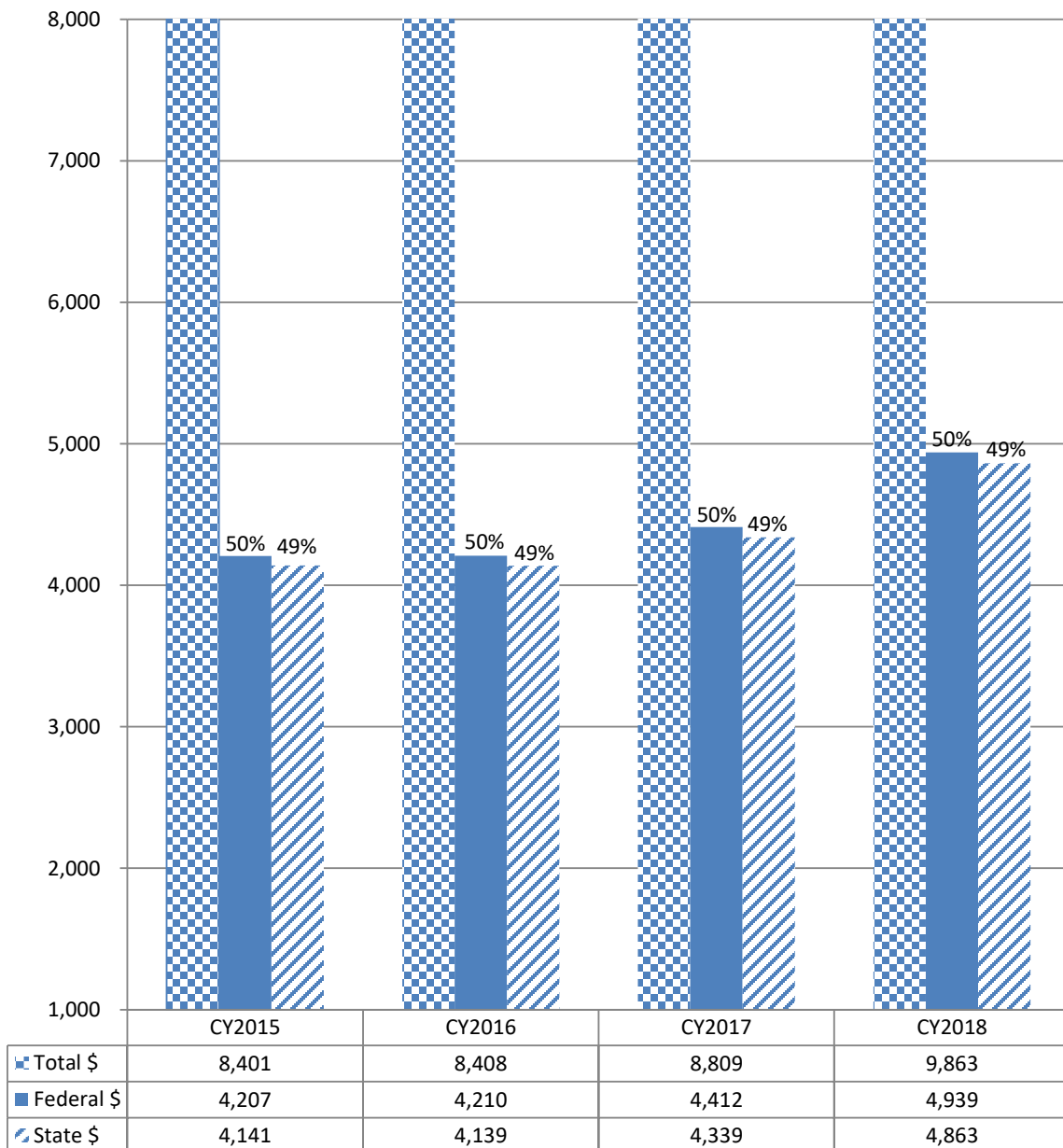
Human Services Costs & Revenue Shares 2015-2018 (dollars in millions)



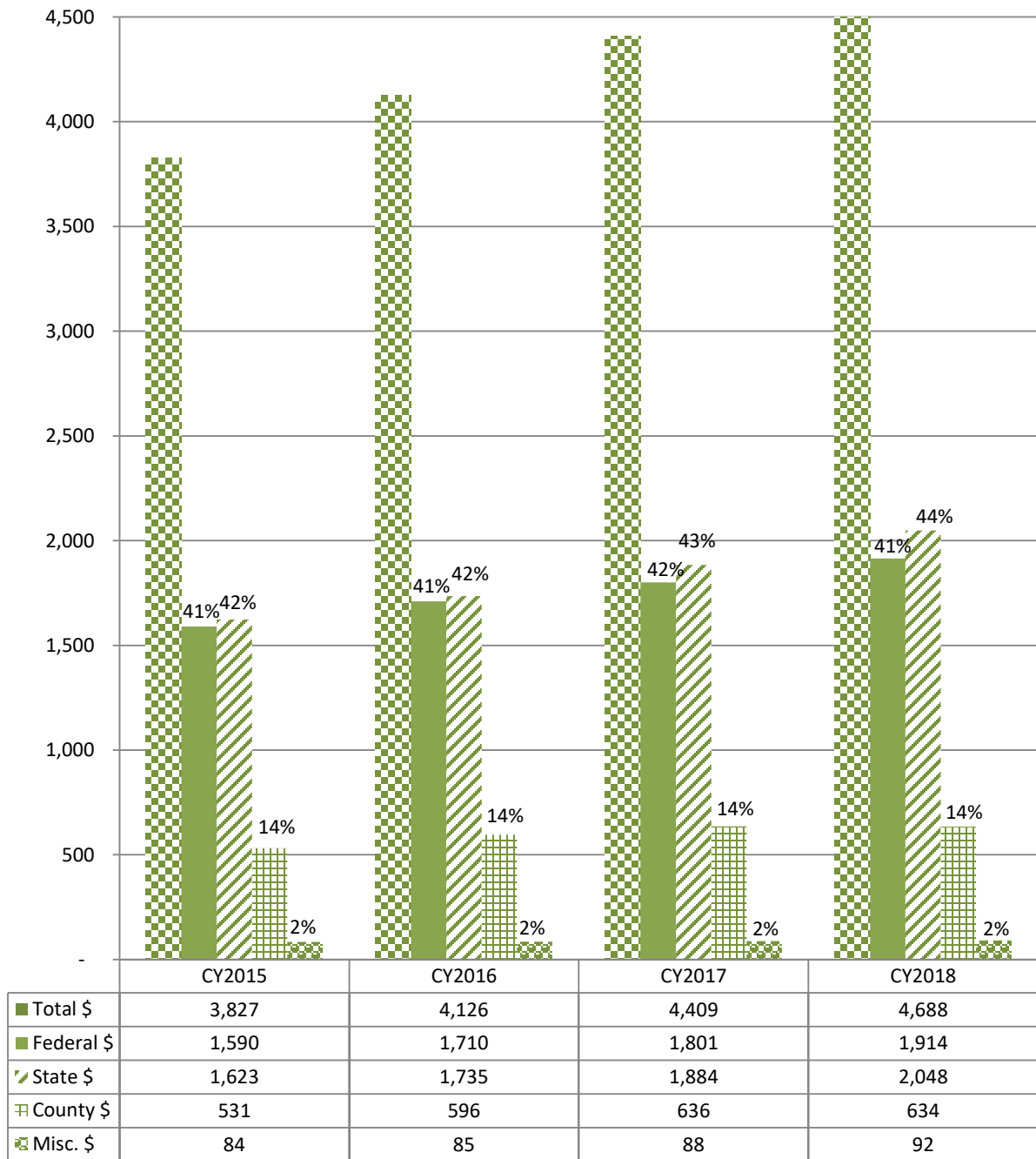
Support Programs Costs & Revenue Shares 2015-2018 (dollars in millions)



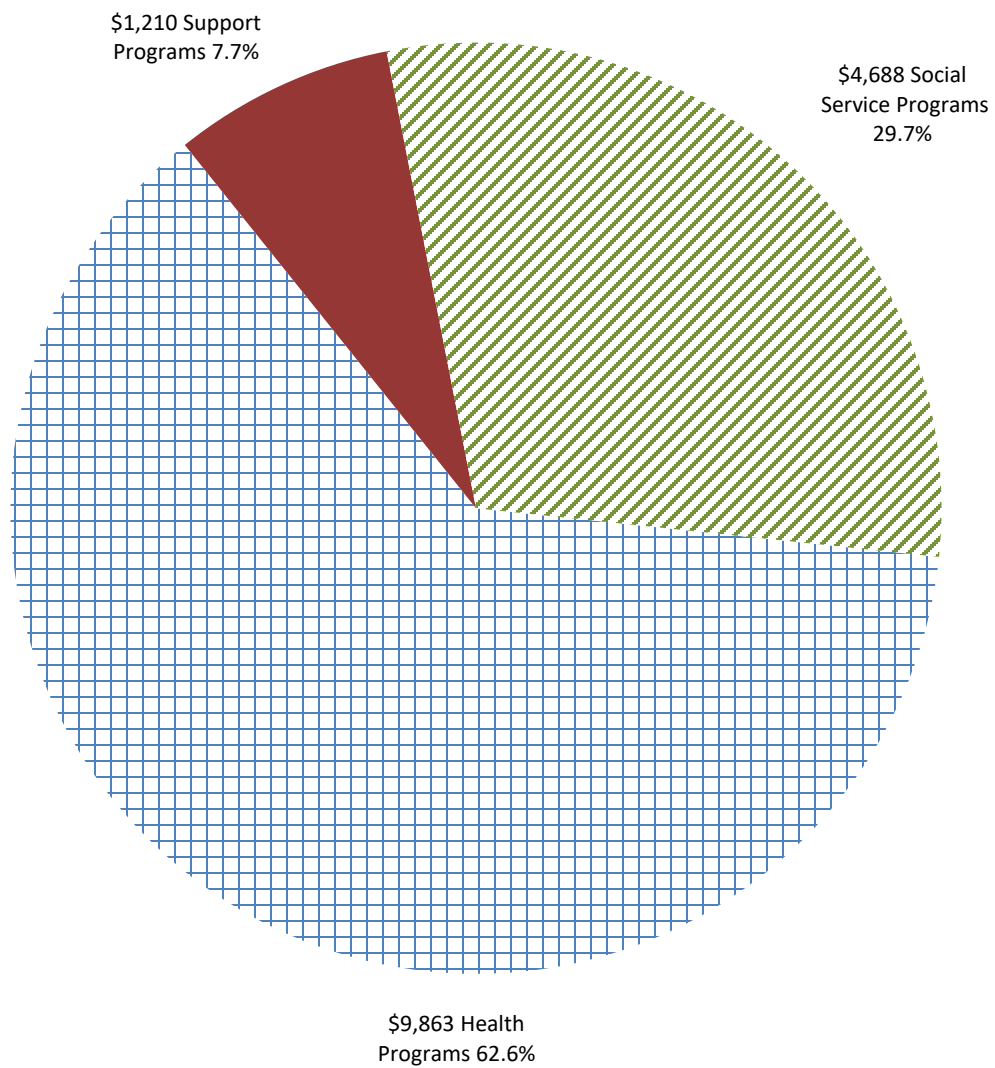
**Health Programs Costs & Revenue Shares
2015-2018 (dollars in millions)
(county and miscellaneous shares are insignificant
(approx 1%) and not shown)**



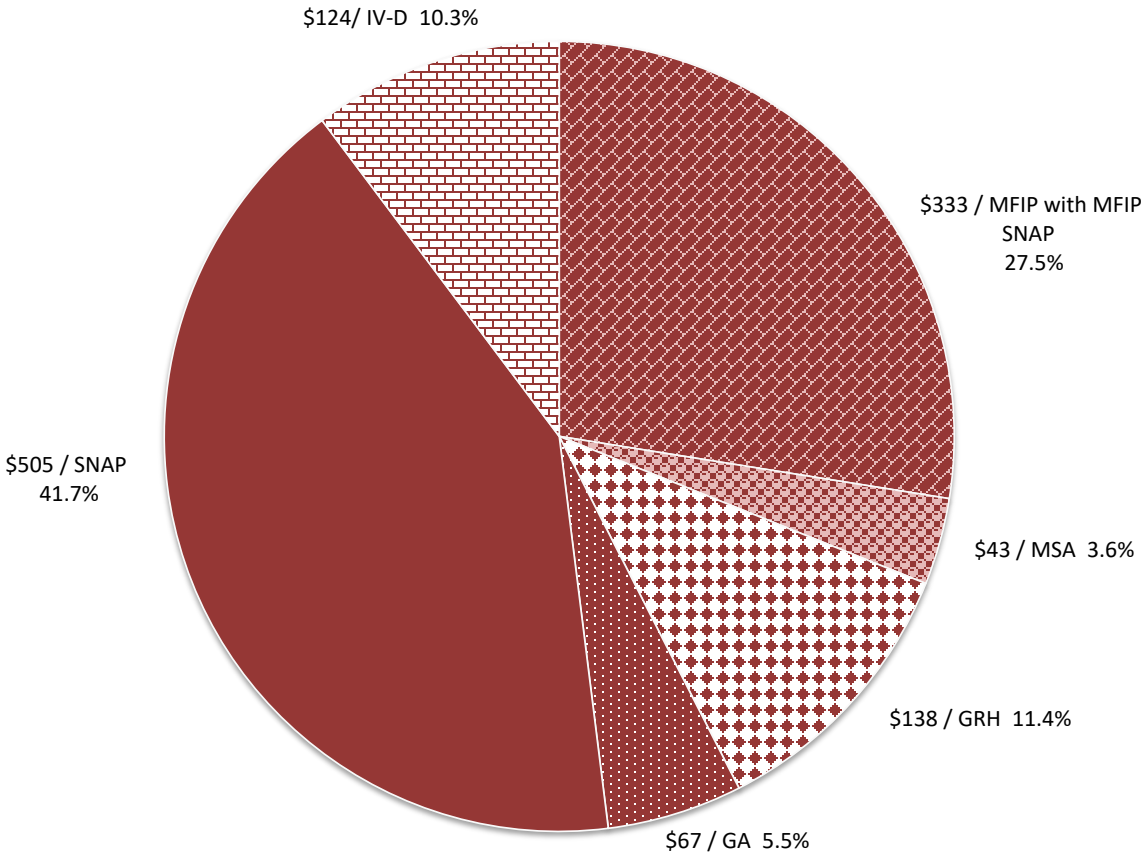
Social Services Costs & Revenue Shares 2015-2018 (dollars in millions)



Human Service Costs by Major Programs 2018 (dollars in millions)

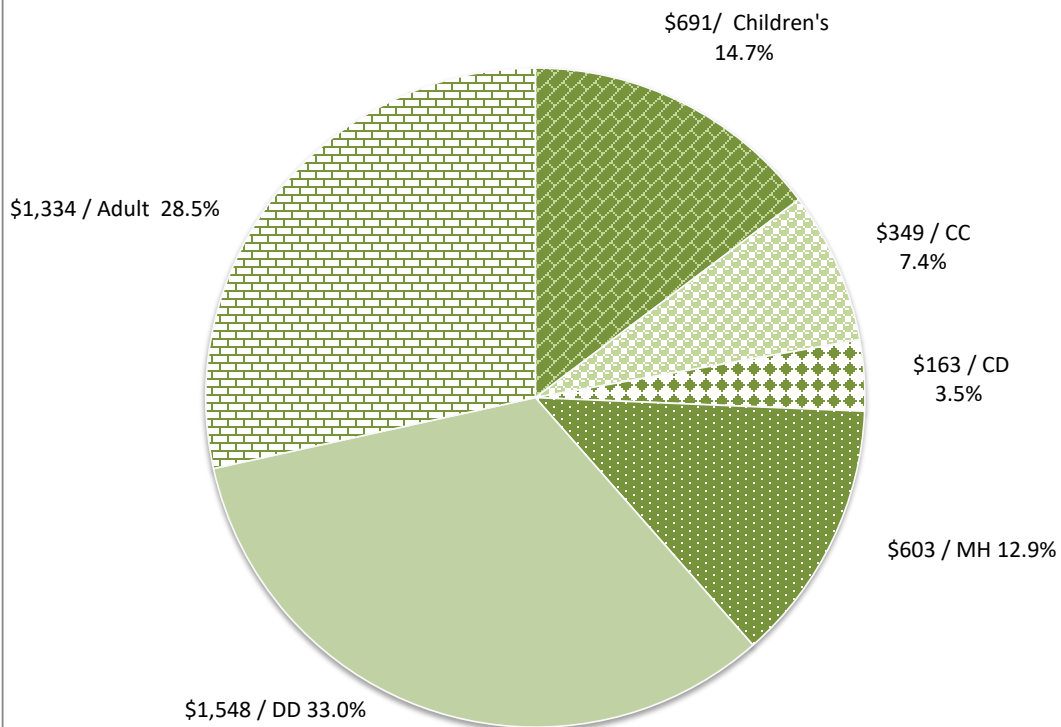


Support Costs by Program 2018 (dollars in millions)



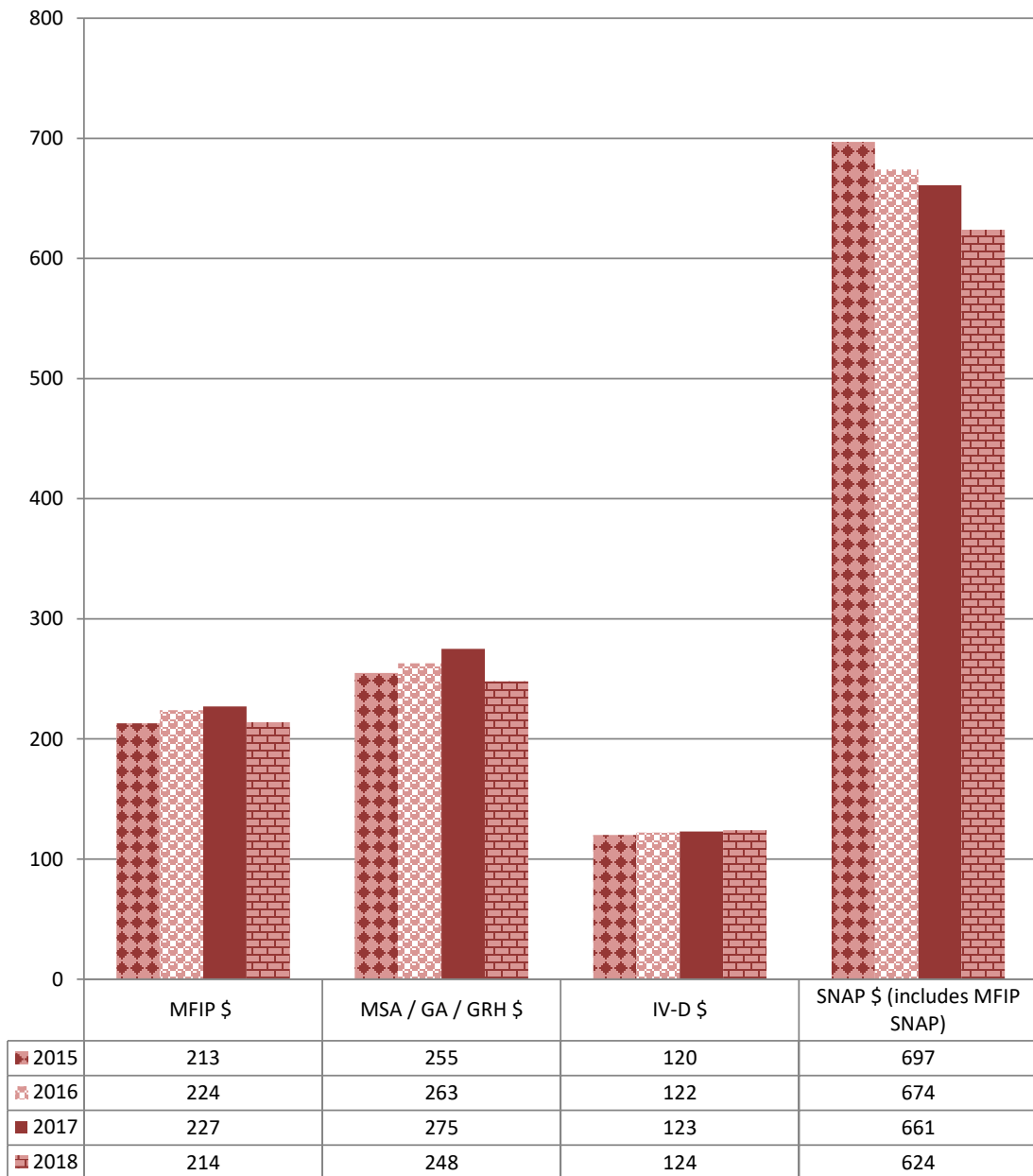
- Minnesota Family Investment Program (MFIP) with MFIP SNAP
- Minnesota Supplemental Aid (MSA)
- Group Residential Housing (GRH)
- General Assistance (GA)
- Supplemental Nutrition Assistance Program (SNAP) - does not include MFIP SNAP
- Child Support Enforcement (IV-D)

Social Service Costs by Program 2018 (dollars in millions)

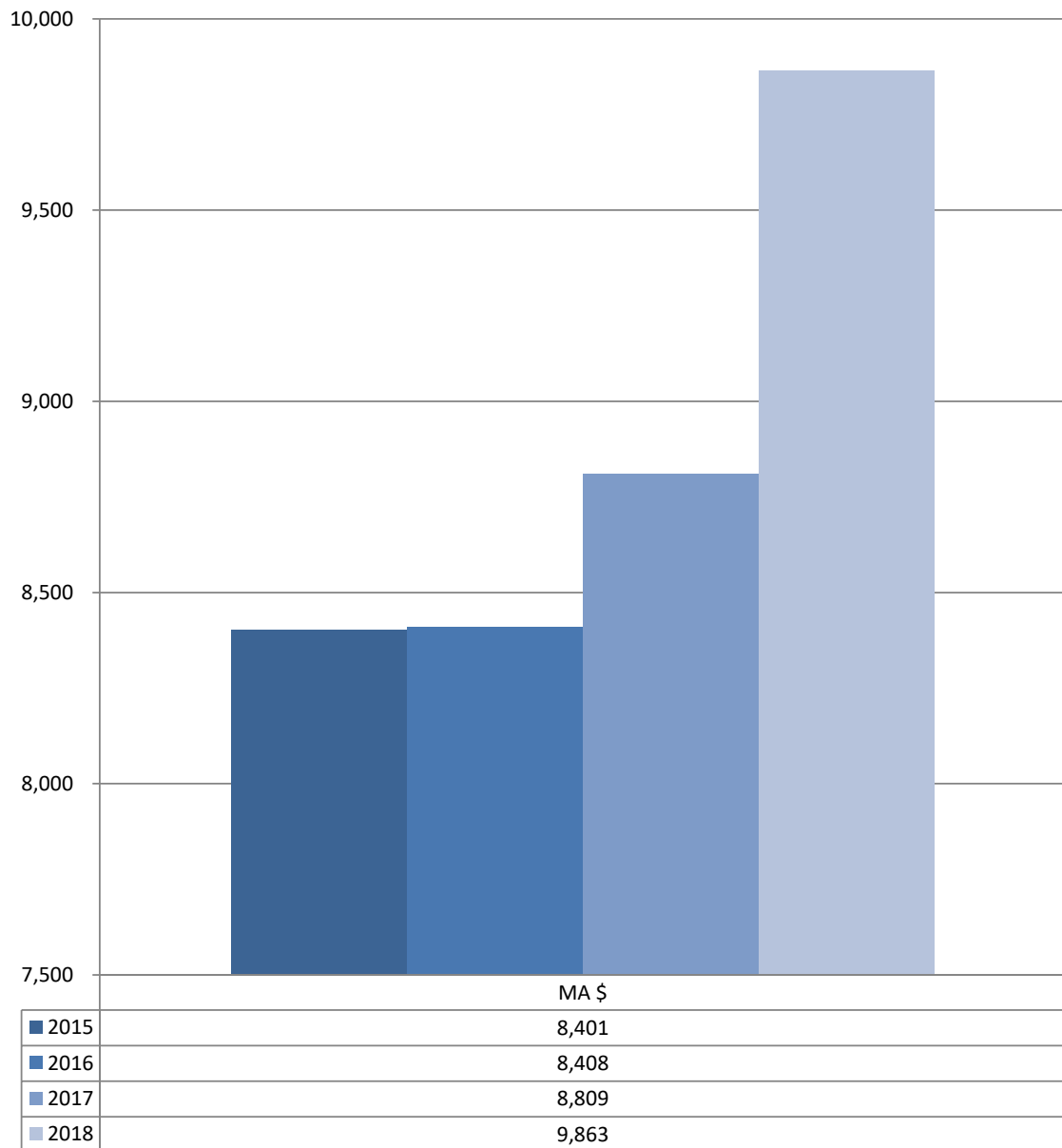


- Children's Services
- Child Care
- ▼ Chemical Dependency
- Mental Health
- Developmental Disabilities
- Adult Services

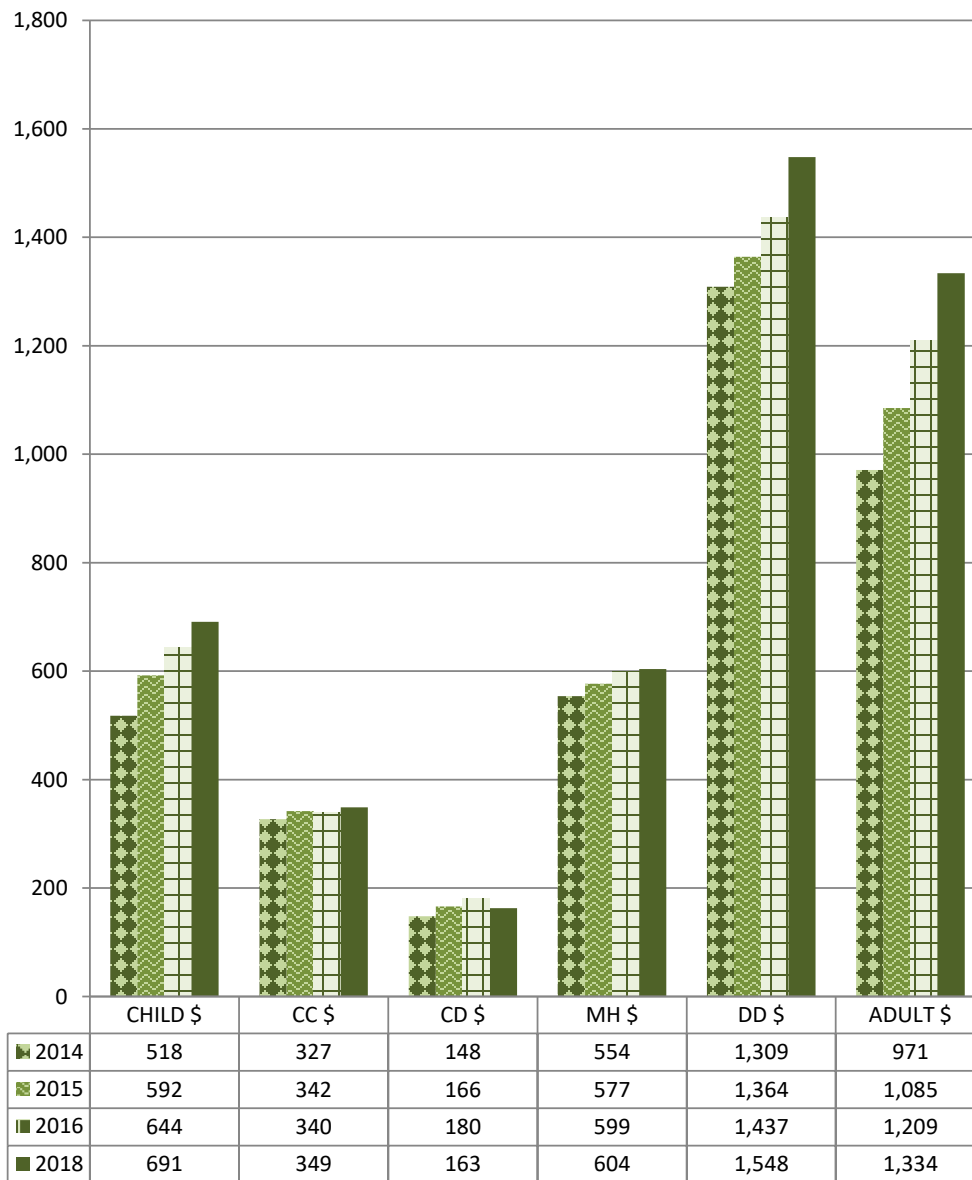
Support Programs Costs & Trends 2015-2018 (dollars in millions)



Health Programs Costs & Trends 2015-2018 (dollars in millions)



Social Service Programs Costs & Trends **2015-2018** **(dollars in millions)**



HUMAN SERVICES

Table 1 - Total Human Service Costs and Revenue Shares

TOTAL HUMAN SERVICE COSTS AND REVENUE SHARES

TABLE 1

| TOTAL HUMAN SERVICE COSTS | | | | | TOTAL HUMAN SERVICE REVENUE SHARES | | | | |
|---------------------------|-------------|---------------|-----------------|---------------|------------------------------------|---------------|-------------|------------|---------------|
| COUNTY | SUPPORT | HEALTH | SOCIAL SERVICES | TOTAL | FEDERAL | STATE | COUNTY | MISC | TOTAL |
| 1 Aitkin | 3,338,360 | 37,807,112 | 11,496,142 | 52,641,614 | 25,866,470 | 24,011,022 | 2,251,004 | 513,119 | 52,641,614 |
| 2 Anoka | 53,995,773 | 506,910,109 | 247,626,889 | 808,532,771 | 397,561,004 | 374,885,793 | 32,632,391 | 3,453,584 | 808,532,771 |
| 3 Becker | 5,868,462 | 73,800,347 | 26,031,079 | 105,699,888 | 50,910,878 | 47,354,321 | 6,633,520 | 801,168 | 105,699,888 |
| 4 Beltrami | 14,112,617 | 142,541,442 | 56,970,500 | 213,624,560 | 103,063,902 | 96,255,978 | 13,203,814 | 1,100,866 | 213,624,560 |
| 5 Benton | 8,864,582 | 72,783,038 | 29,334,944 | 110,982,563 | 54,106,231 | 51,271,013 | 5,010,174 | 595,145 | 110,982,563 |
| 6 Big Stone | 993,327 | 14,550,695 | 5,860,330 | 21,404,352 | 10,348,969 | 9,838,383 | 827,061 | 389,939 | 21,404,352 |
| 7 Blue Earth | 12,245,273 | 94,217,076 | 58,159,512 | 164,621,861 | 77,270,579 | 76,590,927 | 7,180,266 | 3,580,089 | 164,621,861 |
| 8 Brown | 3,749,490 | 38,983,625 | 22,637,691 | 65,370,806 | 31,313,014 | 29,943,627 | 2,926,867 | 1,187,298 | 65,370,806 |
| 9 Carlton | 7,812,762 | 76,380,546 | 40,999,383 | 125,192,691 | 59,627,969 | 55,783,381 | 7,432,124 | 2,349,216 | 125,192,691 |
| 10 Carver | 7,427,961 | 88,012,677 | 57,620,730 | 153,061,367 | 71,266,796 | 69,098,668 | 8,525,609 | 4,170,294 | 153,061,367 |
| 11 Cass | 10,772,437 | 83,482,481 | 25,577,958 | 119,832,876 | 60,042,856 | 54,015,254 | 4,941,688 | 833,078 | 119,832,876 |
| 12 Chippewa | 2,524,559 | 24,364,682 | 12,745,844 | 39,635,086 | 19,579,295 | 17,609,454 | 2,103,009 | 343,328 | 39,635,086 |
| 13 Chisago | 5,414,632 | 69,402,988 | 39,038,237 | 113,855,857 | 54,612,867 | 52,295,134 | 5,953,157 | 994,699 | 113,855,857 |
| 14 Clay | 16,901,993 | 115,558,730 | 61,755,284 | 194,216,007 | 95,397,415 | 88,735,768 | 8,714,993 | 1,367,831 | 194,216,007 |
| 15 Clearwater | 1,842,918 | 20,489,450 | 5,025,610 | 27,357,978 | 13,027,347 | 12,367,645 | 1,724,942 | 238,044 | 27,357,978 |
| 16 Cook | 942,886 | 10,431,659 | 4,148,557 | 15,523,102 | 7,044,773 | 6,762,446 | 1,347,401 | 368,482 | 15,523,102 |
| 18 Crow Wing | 11,234,073 | 121,704,932 | 50,690,439 | 183,629,444 | 86,808,465 | 84,077,352 | 10,822,888 | 1,920,739 | 183,629,444 |
| 19 Dakota | 54,484,205 | 520,160,714 | 304,584,299 | 879,229,218 | 429,782,714 | 408,420,550 | 34,794,668 | 6,231,286 | 879,229,218 |
| 21 Douglas | 5,680,714 | 55,423,876 | 23,168,576 | 84,273,165 | 40,708,984 | 39,142,842 | 3,549,119 | 872,221 | 84,273,165 |
| 23 Fillmore | 2,601,805 | 34,422,440 | 14,997,024 | 52,021,268 | 25,877,518 | 24,482,605 | 1,496,810 | 164,334 | 52,021,268 |
| 24 Freeborn | 6,195,032 | 57,607,917 | 25,515,444 | 89,318,393 | 43,292,810 | 40,697,931 | 4,288,298 | 1,039,354 | 89,318,393 |
| 25 Goodhue | 6,399,932 | 61,947,879 | 38,460,434 | 106,808,245 | 51,267,605 | 48,344,633 | 4,886,954 | 2,309,053 | 106,808,245 |
| 26 Grant | 1,202,300 | 12,147,628 | 6,443,219 | 19,793,147 | 8,870,028 | 9,142,026 | 977,070 | 804,023 | 19,793,147 |
| 27 Hennepin | 391,012,107 | 2,578,839,426 | 1,226,340,478 | 4,196,192,011 | 2,005,099,026 | 1,891,144,767 | 282,715,368 | 17,232,849 | 4,196,192,011 |
| 28 Houston | 2,503,087 | 26,383,312 | 14,125,600 | 43,011,998 | 21,154,565 | 19,923,043 | 1,446,782 | 487,608 | 43,011,998 |
| 29 Hubbard | 4,238,776 | 42,103,070 | 14,537,320 | 60,879,165 | 29,944,905 | 27,640,313 | 2,524,223 | 769,725 | 60,879,165 |
| 30 Isanti | 6,690,502 | 59,806,994 | 31,518,080 | 98,015,577 | 46,019,886 | 45,519,878 | 5,589,953 | 885,860 | 98,015,577 |
| 31 Itasca | 13,361,586 | 101,812,144 | 53,040,326 | 168,214,056 | 78,896,634 | 74,957,730 | 13,701,975 | 657,717 | 168,214,056 |
| 32 DVHHS | 3,926,066 | 41,803,923 | 23,984,591 | 69,714,580 | 31,492,937 | 33,369,607 | 2,727,439 | 2,124,597 | 69,714,580 |
| 33 Kanabec | 3,900,280 | 33,855,714 | 14,580,465 | 52,336,459 | 25,248,286 | 23,723,681 | 2,667,302 | 697,191 | 52,336,459 |
| 34 Kandiyohi | 10,096,667 | 85,728,849 | 38,057,841 | 133,883,357 | 65,030,111 | 60,718,612 | 6,786,413 | 1,348,221 | 133,883,357 |
| 35 Kittson | 705,129 | 10,165,918 | 4,128,079 | 14,999,125 | 7,189,197 | 6,969,055 | 737,181 | 103,693 | 14,999,125 |
| 36 Koochiching | 2,911,568 | 35,223,372 | 10,865,153 | 49,000,093 | 24,147,567 | 22,771,652 | 1,630,293 | 450,581 | 49,000,093 |
| 37 Lac Qui Parle | 1,114,372 | 18,343,296 | 7,300,307 | 26,757,975 | 12,978,671 | 12,543,179 | 935,696 | 300,429 | 26,757,975 |
| 38 Lake | 1,450,583 | 18,277,790 | 13,193,688 | 32,922,061 | 14,118,553 | 16,375,955 | 2,015,044 | 412,509 | 32,922,061 |
| 39 Lake of the Woods | 621,765 | 7,415,089 | 3,807,545 | 11,844,399 | 5,623,537 | 5,537,904 | 598,223 | 84,735 | 11,844,399 |
| 40 Le Sueur | 3,696,705 | 36,053,591 | 22,966,168 | 62,716,464 | 29,721,395 | 28,440,186 | 3,950,857 | 604,027 | 62,716,464 |
| 42 SWHHS | 12,097,218 | 145,250,965 | 65,579,651 | 222,927,833 | 107,466,628 | 103,021,017 | 9,318,730 | 3,121,458 | 222,927,833 |
| 43 McLeod | 3,913,041 | 51,981,470 | 27,653,907 | 83,548,418 | 39,896,885 | 38,530,574 | 4,149,566 | 971,392 | 83,548,418 |
| 44 Mahanomen | 1,443,670 | 23,632,269 | 4,571,681 | 29,647,619 | 14,467,307 | 13,854,244 | 1,067,500 | 258,568 | 29,647,619 |

TOTAL HUMAN SERVICE COSTS AND REVENUE SHARES

TABLE 1

| TOTAL HUMAN SERVICE COSTS | | | | | TOTAL HUMAN SERVICE REVENUE SHARES | | | | |
|---------------------------|---------------|---------------|-----------------|----------------|------------------------------------|---------------|-------------|-------------|----------------|
| COUNTY | SUPPORT | HEALTH | SOCIAL SERVICES | TOTAL | FEDERAL | STATE | COUNTY | MISC | TOTAL |
| 45 Marshall | 1,493,796 | 16,891,784 | 7,858,069 | 26,243,649 | 12,441,039 | 12,146,983 | 1,182,932 | 472,695 | 26,243,649 |
| 46 Faribault Martin | 7,274,667 | 70,584,991 | 35,111,860 | 112,971,518 | 54,412,952 | 51,964,626 | 5,730,894 | 863,045 | 112,971,518 |
| 47 Meeker | 3,309,287 | 36,313,766 | 19,802,765 | 59,425,818 | 28,701,320 | 27,244,244 | 2,673,027 | 807,227 | 59,425,818 |
| 48 Mille Lacs | 4,844,467 | 66,635,442 | 25,999,489 | 97,479,398 | 47,317,661 | 44,675,107 | 4,046,339 | 1,440,291 | 97,479,398 |
| 49 Morrison | 6,110,811 | 65,300,368 | 27,901,117 | 99,312,295 | 48,533,410 | 45,501,898 | 4,020,892 | 1,256,095 | 99,312,295 |
| 50 Mower | 9,133,572 | 74,517,871 | 41,171,597 | 124,823,040 | 61,916,018 | 58,170,601 | 3,776,743 | 959,678 | 124,823,040 |
| 52 Nicollet | 5,504,709 | 40,109,970 | 22,429,013 | 68,043,691 | 32,860,630 | 29,889,823 | 4,401,667 | 891,571 | 68,043,691 |
| 53 Nobles | 4,197,538 | 37,193,154 | 13,662,645 | 55,053,337 | 26,750,804 | 24,554,845 | 3,014,931 | 732,756 | 55,053,337 |
| 54 Norman | 1,317,964 | 17,000,013 | 5,949,785 | 24,267,762 | 12,136,766 | 11,255,219 | 458,232 | 417,545 | 24,267,762 |
| 55 Olmsted | 30,744,470 | 196,876,222 | 142,278,851 | 369,899,543 | 170,718,545 | 160,598,076 | 31,494,775 | 7,088,147 | 369,899,543 |
| 56 Otter Tail | 9,618,978 | 112,702,276 | 45,165,225 | 167,486,479 | 79,938,070 | 77,758,079 | 8,663,323 | 1,127,007 | 167,486,479 |
| 57 Pennington | 2,881,600 | 23,817,874 | 11,540,694 | 38,240,168 | 18,335,828 | 17,491,531 | 1,956,197 | 456,611 | 38,240,168 |
| 58 Pine | 6,952,947 | 60,113,471 | 20,741,205 | 87,807,623 | 43,513,637 | 40,065,649 | 3,268,927 | 959,410 | 87,807,623 |
| 60 Polk | 9,392,049 | 75,454,221 | 31,567,300 | 116,413,570 | 56,576,514 | 54,527,521 | 4,040,938 | 1,268,596 | 116,413,570 |
| 61 Pope | 1,549,645 | 20,494,340 | 7,950,177 | 29,994,162 | 14,304,246 | 13,980,340 | 1,251,372 | 458,203 | 29,994,162 |
| 62 Ramsey | 191,238,129 | 1,389,894,190 | 527,895,912 | 2,109,028,231 | 1,043,619,132 | 965,867,027 | 84,802,754 | 14,739,318 | 2,109,028,231 |
| 63 Red Lake | 767,904 | 7,383,991 | 2,371,908 | 10,523,803 | 5,242,597 | 4,760,125 | 258,265 | 262,815 | 10,523,803 |
| 65 Renville | 2,952,752 | 29,433,733 | 15,000,459 | 47,386,944 | 22,893,864 | 21,385,935 | 2,597,044 | 510,101 | 47,386,944 |
| 66 Rice | 10,130,743 | 82,960,724 | 54,141,830 | 147,233,298 | 71,789,353 | 68,388,360 | 6,076,588 | 978,996 | 147,233,298 |
| 68 Roseau | 2,108,125 | 26,995,403 | 10,208,837 | 39,312,366 | 18,911,476 | 18,357,825 | 1,536,696 | 506,369 | 39,312,366 |
| 69 St. Louis | 56,190,136 | 448,617,018 | 215,021,708 | 719,828,862 | 342,583,182 | 325,179,718 | 46,298,373 | 5,767,590 | 719,828,862 |
| 70 Scott | 12,004,515 | 148,506,666 | 79,928,381 | 240,439,562 | 117,713,913 | 111,822,714 | 7,988,108 | 2,914,828 | 240,439,562 |
| 71 Sherburne | 10,213,110 | 104,343,392 | 53,413,340 | 167,969,842 | 82,785,279 | 77,220,008 | 6,351,118 | 1,613,437 | 167,969,842 |
| 72 Sibley | 2,228,553 | 24,401,766 | 12,670,246 | 39,300,566 | 18,550,610 | 17,665,618 | 2,595,723 | 488,615 | 39,300,566 |
| 73 Stearns | 33,160,931 | 259,364,756 | 100,774,299 | 393,299,987 | 195,134,629 | 180,353,777 | 16,689,593 | 1,121,988 | 393,299,987 |
| 74 MNPrairie | 14,611,822 | 106,077,147 | 57,689,131 | 178,378,100 | 86,016,783 | 80,252,280 | 9,933,356 | 2,175,681 | 178,378,100 |
| 75 Stevens | 1,234,483 | 14,162,435 | 8,024,077 | 23,420,995 | 11,113,610 | 10,575,956 | 1,327,272 | 404,157 | 23,420,995 |
| 76 Swift | 2,128,356 | 20,685,830 | 11,085,270 | 33,899,456 | 15,784,846 | 15,154,182 | 2,487,777 | 472,651 | 33,899,456 |
| 77 Todd | 3,980,787 | 58,916,303 | 19,271,462 | 82,168,551 | 40,068,113 | 38,277,453 | 3,326,383 | 496,602 | 82,168,551 |
| 78 Traverse | 1,050,871 | 10,244,464 | 2,968,946 | 14,264,281 | 6,867,435 | 6,491,946 | 747,086 | 157,813 | 14,264,281 |
| 79 Wabasha | 2,601,454 | 29,310,957 | 13,836,718 | 45,749,128 | 22,567,439 | 21,240,061 | 1,600,138 | 341,490 | 45,749,128 |
| 80 Wadena | 3,507,904 | 39,217,111 | 15,413,447 | 58,138,462 | 28,153,252 | 26,880,557 | 2,243,765 | 860,887 | 58,138,462 |
| 82 Washington | 22,950,043 | 236,712,634 | 134,531,889 | 394,194,565 | 189,136,466 | 183,174,213 | 19,788,496 | 2,095,390 | 394,194,565 |
| 83 Watonwan | 1,916,879 | 20,512,734 | 11,174,767 | 33,604,380 | 15,577,369 | 14,936,727 | 2,399,424 | 690,861 | 33,604,380 |
| 84 Wilkin | 1,710,665 | 13,450,421 | 7,013,607 | 22,174,692 | 10,746,681 | 9,882,061 | 1,368,794 | 177,156 | 22,174,692 |
| 85 Winona | 7,930,814 | 66,667,749 | 45,385,672 | 119,984,234 | 57,195,005 | 54,973,497 | 7,337,564 | 478,169 | 119,984,234 |
| 86 Wright | 11,037,355 | 138,179,378 | 76,052,394 | 225,269,126 | 110,225,906 | 104,632,602 | 9,358,286 | 1,052,332 | 225,269,126 |
| 87 Yellow Medicine | 1,491,524 | 23,192,763 | 9,754,342 | 34,438,629 | 16,390,931 | 15,996,414 | 1,679,875 | 371,409 | 34,438,629 |
| TOTALS | 1,209,763,567 | 9,863,046,560 | 4,687,897,434 | 15,760,707,561 | 7,613,669,893 | 7,189,461,746 | 833,560,042 | 124,015,880 | 15,760,707,561 |

SUPPORT PROGRAMS

Table 2 - Total Support Programs Costs and Revenue Shares

Table 3 - Minnesota Supplemental Aid Costs and Revenue Shares

Table 4 - Minnesota Family Investment Program Costs and Revenue Shares

Table 5 - General Assistance Costs and Revenue Shares

Table 6 - Supplemental Nutrition Assistance Program (SNAP) Costs and Revenue Shares

Table 7 - Child Support Enforcement Costs and Revenue Shares

Table 8 - Group Residential Housing Costs and Revenue Shares

TOTAL SUPPORT PROGRAMS COSTS AND REVENUE SHARES

TABLE 2

SUPPORT PROGRAMS COSTS

SUPPORT PROGRAMS REVENUE SHARES

| COUNTY | CENTRALIZED | COUNTY PUBLIC AID | PERSONNEL | NON PERSONNEL | TOTAL | FEDERAL | STATE | COUNTY | MISC | TOTAL |
|----------------------|-------------|----------------------|------------|------------------|-------------|-------------|-------------|------------|-----------|-------------|
| 1 Aitkin | 2,374,969 | 33,262 | 861,533 | 68,597 | 3,338,360 | 2,329,579 | 450,318 | 434,596 | 123,868 | 3,338,360 |
| 2 Anoka | 40,538,516 | 260,660 | 10,055,062 | 3,141,535 | 53,995,773 | 36,859,731 | 10,429,723 | 4,989,144 | 1,717,176 | 53,995,773 |
| 3 Becker | 3,726,028 | 95,389 | 1,836,712 | 210,333 | 5,868,462 | 3,853,245 | 785,375 | 979,257 | 250,584 | 5,868,462 |
| 4 Beltrami | 11,060,745 | 91,593 | 2,502,715 | 457,564 | 14,112,617 | 9,389,404 | 2,956,396 | 1,426,266 | 340,552 | 14,112,617 |
| 5 Benton | 6,896,123 | 38,764 | 1,641,253 | 288,442 | 8,864,582 | 5,972,063 | 1,809,984 | 808,506 | 274,029 | 8,864,582 |
| 6 Big Stone | 643,963 | 14,570 | 305,995 | 28,799 | 993,327 | 588,482 | 200,178 | 182,030 | 22,637 | 993,327 |
| 7 Blue Earth | 9,196,861 | 113,034 | 2,504,172 | 431,207 | 12,245,273 | 7,409,517 | 2,986,616 | 1,338,406 | 510,734 | 12,245,273 |
| 8 Brown | 2,548,372 | 33,948 | 1,090,470 | 76,700 | 3,749,490 | 2,330,014 | 719,209 | 525,891 | 174,376 | 3,749,490 |
| 9 Carlton | 5,059,285 | 17,892 | 2,663,696 | 71,889 | 7,812,762 | 4,943,833 | 1,363,407 | 1,262,341 | 243,180 | 7,812,762 |
| 10 Carver | 5,105,757 | 55,044 | 2,211,586 | 55,574 | 7,427,961 | 4,763,084 | 1,448,730 | 936,112 | 280,035 | 7,427,961 |
| 11 Cass | 8,909,339 | 14,231 | 1,670,678 | 178,189 | 10,772,437 | 7,873,057 | 1,804,973 | 829,007 | 265,400 | 10,772,437 |
| 12 Chippewa | 1,684,327 | 79,304 | 678,126 | 82,802 | 2,524,559 | 1,637,058 | 414,809 | 365,968 | 106,724 | 2,524,559 |
| 13 Chisago | 3,786,394 | 18,945 | 1,571,594 | 37,700 | 5,414,632 | 3,719,735 | 773,387 | 633,301 | 288,209 | 5,414,632 |
| 14 Clay | 13,776,438 | 129,722 | 2,798,758 | 197,075 | 16,901,993 | 11,311,761 | 3,835,804 | 1,368,219 | 386,210 | 16,901,993 |
| 15 Clearwater | 1,242,902 | 41,328 | 518,396 | 40,292 | 1,842,918 | 1,163,245 | 262,128 | 314,349 | 103,196 | 1,842,918 |
| 16 Cook | 528,972 | 3,200 | 248,753 | 161,961 | 942,886 | 551,126 | 152,280 | 216,295 | 23,186 | 942,886 |
| 18 Crow Wing | 8,054,198 | 97,602 | 2,823,212 | 259,062 | 11,234,073 | 7,155,520 | 2,140,240 | 1,402,698 | 535,616 | 11,234,073 |
| 19 Dakota | 40,278,220 | 272,793 | 11,662,803 | 2,270,389 | 54,484,205 | 36,415,593 | 11,095,318 | 5,472,643 | 1,500,651 | 54,484,205 |
| 21 Douglas | 4,052,658 | 50,396 | 1,326,307 | 251,353 | 5,680,714 | 3,614,708 | 1,110,558 | 721,354 | 234,094 | 5,680,714 |
| 23 Fillmore | 1,940,118 | 10,977 | 595,884 | 54,826 | 2,601,805 | 1,728,468 | 483,081 | 309,266 | 80,989 | 2,601,805 |
| 24 Freeborn | 4,872,901 | 0 | 1,252,812 | 69,318 | 6,195,032 | 4,401,444 | 905,658 | 535,874 | 352,056 | 6,195,032 |
| 25 Goodhue | 3,948,608 | 22,191 | 2,106,109 | 323,023 | 6,399,932 | 4,026,169 | 1,034,169 | 1,069,622 | 269,972 | 6,399,932 |
| 26 Grant | 710,445 | 3,000 | 334,756 | 154,099 | 1,202,300 | 795,014 | 121,198 | 226,135 | 59,953 | 1,202,300 |
| 27 Hennepin | 295,333,099 | 2,370,161 | 75,743,634 | 17,565,214 | 391,012,107 | 223,740,430 | 113,186,464 | 47,353,813 | 6,731,399 | 391,012,107 |
| 28 Houston | 1,741,532 | 0 | 638,436 | 123,118 | 2,503,087 | 1,572,600 | 488,232 | 338,957 | 103,298 | 2,503,087 |
| 29 Hubbard | 3,562,758 | 34,938 | 595,069 | 46,011 | 4,238,776 | 3,019,814 | 685,146 | 361,102 | 172,713 | 4,238,776 |
| 30 Isanti | 4,713,578 | 41,019 | 1,686,148 | 249,758 | 6,690,502 | 4,243,027 | 1,419,901 | 748,122 | 279,452 | 6,690,502 |
| 31 Itasca | 8,980,182 | 48,808 | 4,016,532 | 316,064 | 13,361,586 | 7,828,805 | 2,316,244 | 2,849,173 | 367,364 | 13,361,586 |
| 32 DVHHS | 2,718,976 | 52,854 | 940,499 | 213,738 | 3,926,066 | 2,406,295 | 704,813 | 629,097 | 185,862 | 3,926,066 |
| 33 Kanabec | 2,927,004 | 21,317 | 856,533 | 95,426 | 3,900,280 | 2,656,782 | 734,800 | 407,349 | 101,349 | 3,900,280 |
| 34 Kandiyohi | 7,870,541 | 144,764 | 1,853,832 | 227,529 | 10,096,667 | 6,853,760 | 1,958,960 | 912,523 | 371,424 | 10,096,667 |
| 35 Kittson | 461,670 | 26,800 | 201,187 | 15,472 | 705,129 | 417,148 | 127,102 | 132,907 | 27,972 | 705,129 |
| 36 Koochiching | 2,036,400 | 9,091 | 721,140 | 144,937 | 2,911,568 | 1,934,394 | 447,745 | 396,372 | 133,057 | 2,911,568 |
| 37 Lac Qui Parle | 773,621 | 9,803 | 294,992 | 35,957 | 1,114,372 | 652,032 | 258,422 | 172,028 | 31,891 | 1,114,372 |
| 38 Lake | 893,555 | 13,125 | 470,233 | 73,669 | 1,450,583 | 859,057 | 290,528 | 256,888 | 44,110 | 1,450,583 |
| 39 Lake of the Woods | 366,808 | 17,790 | 213,322 | 23,846 | 621,765 | 366,961 | 110,266 | 137,421 | 7,117 | 621,765 |
| 40 Le Sueur | 2,575,348 | 42,428 | 1,008,577 | 70,351 | 3,696,705 | 2,236,718 | 767,914 | 462,339 | 229,734 | 3,696,705 |
| 42 SWHHS | 8,957,852 | 202,230 | 2,600,127 | 337,009 | 12,097,218 | 8,014,037 | 2,186,563 | 1,408,844 | 487,773 | 12,097,218 |
| 43 McLeod | 2,722,067 | 117,459 | 1,013,428 | 60,086 | 3,913,041 | 2,729,518 | 605,033 | 401,309 | 177,180 | 3,913,041 |
| 44 Mahnomen | 955,253 | 48,927 | 390,598 | 48,892 | 1,443,670 | 814,651 | 305,271 | 285,917 | 37,831 | 1,443,670 |

TOTAL SUPPORT PROGRAMS COSTS AND REVENUE SHARES

TABLE 2

SUPPORT PROGRAMS COSTS

SUPPORT PROGRAMS REVENUE SHARES

| COUNTY | CENTRALIZED | COUNTY PUBLIC AID | PERSONNEL | NON PERSONNEL | TOTAL | FEDERAL | STATE | COUNTY | MISC | TOTAL |
|---------------------|-------------|----------------------|-------------|------------------|---------------|-------------|-------------|-------------|------------|---------------|
| 45 Marshall | 814,237 | 12,238 | 591,025 | 76,297 | 1,493,796 | 889,320 | 273,701 | 297,123 | 33,652 | 1,493,796 |
| 46 Faribault Martin | 5,321,383 | 69,779 | 1,217,539 | 665,967 | 7,274,667 | 5,001,156 | 1,237,340 | 775,002 | 261,168 | 7,274,667 |
| 47 Meeker | 2,385,318 | 30,300 | 811,679 | 81,990 | 3,309,287 | 2,077,549 | 646,014 | 397,292 | 188,432 | 3,309,287 |
| 48 Mille Lacs | 3,606,262 | 30,484 | 1,177,592 | 30,128 | 4,844,467 | 3,250,308 | 713,576 | 529,659 | 350,924 | 4,844,467 |
| 49 Morrison | 4,460,125 | 47,369 | 1,520,259 | 83,057 | 6,110,811 | 3,875,033 | 1,109,609 | 717,846 | 408,322 | 6,110,811 |
| 50 Mower | 7,030,419 | 75,792 | 1,851,681 | 175,680 | 9,133,572 | 6,315,880 | 1,534,567 | 886,306 | 396,819 | 9,133,572 |
| 52 Nicollet | 3,909,792 | 11,984 | 1,420,323 | 162,609 | 5,504,709 | 3,647,702 | 990,858 | 618,399 | 247,750 | 5,504,709 |
| 53 Nobles | 3,247,592 | 44,855 | 813,156 | 91,935 | 4,197,538 | 3,033,015 | 578,869 | 441,689 | 143,965 | 4,197,538 |
| 54 Norman | 986,816 | 24,617 | 250,912 | 55,619 | 1,317,964 | 913,396 | 207,447 | 164,663 | 32,458 | 1,317,964 |
| 55 Olmsted | 23,042,738 | 239,352 | 5,434,546 | 2,027,834 | 30,744,470 | 19,088,173 | 7,267,475 | 3,486,278 | 902,544 | 30,744,470 |
| 56 Otter Tail | 6,390,355 | 67,483 | 2,593,442 | 567,698 | 9,618,978 | 6,113,768 | 1,753,245 | 1,464,182 | 287,783 | 9,618,978 |
| 57 Pennington | 1,907,726 | 27,984 | 865,142 | 80,748 | 2,881,600 | 1,891,350 | 476,343 | 433,717 | 80,189 | 2,881,600 |
| 58 Pine | 5,247,785 | 21,773 | 1,518,622 | 164,766 | 6,952,947 | 4,698,012 | 1,247,241 | 679,880 | 327,813 | 6,952,947 |
| 60 Polk | 7,195,878 | 113,003 | 1,878,205 | 204,963 | 9,392,049 | 6,110,045 | 1,969,830 | 1,049,520 | 262,653 | 9,392,049 |
| 61 Pope | 1,044,022 | 8,833 | 453,214 | 43,576 | 1,549,645 | 952,155 | 298,877 | 235,187 | 63,426 | 1,549,645 |
| 62 Ramsey | 149,909,582 | 778,226 | 27,384,259 | 13,166,061 | 191,238,129 | 127,243,991 | 40,417,762 | 20,252,196 | 3,324,180 | 191,238,129 |
| 63 Red Lake | 529,688 | 7,545 | 226,485 | 4,186 | 767,904 | 497,495 | 139,607 | 110,667 | 20,135 | 767,904 |
| 65 Renville | 2,192,155 | 27,651 | 664,807 | 68,139 | 2,952,752 | 2,016,499 | 494,263 | 348,683 | 93,306 | 2,952,752 |
| 66 Rice | 7,739,257 | 50,284 | 2,100,670 | 240,532 | 10,130,743 | 6,774,806 | 2,002,829 | 1,127,619 | 225,489 | 10,130,743 |
| 68 Roseau | 1,313,827 | 26,340 | 727,556 | 40,402 | 2,108,125 | 1,427,868 | 255,291 | 361,219 | 63,747 | 2,108,125 |
| 69 St. Louis | 43,235,068 | 539,405 | 10,213,552 | 2,202,111 | 56,190,136 | 32,448,595 | 15,614,987 | 6,463,752 | 1,662,803 | 56,190,136 |
| 70 Scott | 8,661,312 | 106,485 | 2,974,308 | 262,410 | 12,004,515 | 8,582,903 | 1,854,343 | 1,235,315 | 331,954 | 12,004,515 |
| 71 Sherburne | 7,443,168 | 10,405 | 2,721,238 | 38,299 | 10,213,110 | 7,040,355 | 1,509,554 | 1,070,787 | 592,414 | 10,213,110 |
| 72 Sibley | 1,478,039 | 71,190 | 640,042 | 39,282 | 2,228,553 | 1,437,553 | 348,287 | 316,075 | 126,639 | 2,228,553 |
| 73 Stearns | 26,839,881 | 202,679 | 5,211,277 | 907,095 | 33,160,931 | 22,377,988 | 7,335,570 | 2,748,404 | 698,969 | 33,160,931 |
| 74 MNPrairie | 10,902,483 | 184,162 | 3,131,006 | 394,171 | 14,611,822 | 9,580,673 | 2,878,419 | 1,587,448 | 565,281 | 14,611,822 |
| 75 Stevens | 977,192 | 2,587 | 232,701 | 22,003 | 1,234,483 | 778,504 | 298,834 | 124,333 | 32,811 | 1,234,483 |
| 76 Swift | 1,505,966 | 14,827 | 548,416 | 59,148 | 2,128,356 | 1,395,647 | 339,220 | 295,900 | 97,589 | 2,128,356 |
| 77 Todd | 2,748,750 | 47,128 | 1,134,515 | 50,393 | 3,980,787 | 2,425,027 | 777,996 | 585,840 | 191,923 | 3,980,787 |
| 78 Traverse | 748,523 | 8,500 | 242,235 | 51,613 | 1,050,871 | 672,794 | 173,316 | 182,232 | 22,529 | 1,050,871 |
| 79 Wabasha | 1,702,143 | 56,479 | 776,975 | 65,857 | 2,601,454 | 1,677,345 | 493,130 | 348,341 | 82,638 | 2,601,454 |
| 80 Wadena | 2,873,777 | 27,231 | 588,303 | 18,593 | 3,507,904 | 2,211,951 | 861,064 | 283,018 | 151,870 | 3,507,904 |
| 82 Washington | 16,672,481 | 147,995 | 5,307,015 | 822,551 | 22,950,043 | 15,591,179 | 4,079,590 | 2,508,240 | 771,033 | 22,950,043 |
| 83 Watonwan | 1,189,001 | 22,192 | 526,690 | 178,997 | 1,916,879 | 1,261,970 | 242,361 | 297,623 | 114,926 | 1,916,879 |
| 84 Wilkin | 1,212,892 | 85,747 | 383,064 | 28,962 | 1,710,665 | 1,193,950 | 255,130 | 188,188 | 73,398 | 1,710,665 |
| 85 Winona | 5,790,611 | 54,144 | 1,782,823 | 303,237 | 7,930,814 | 4,673,321 | 1,944,660 | 1,015,763 | 297,071 | 7,930,814 |
| 86 Wright | 7,713,737 | 40,590 | 3,104,183 | 178,845 | 11,037,355 | 7,516,391 | 1,823,041 | 1,132,517 | 565,406 | 11,037,355 |
| 87 Yellow Medicine | 950,499 | 9,045 | 475,770 | 56,210 | 1,491,524 | 977,555 | 214,292 | 247,376 | 52,302 | 1,491,524 |
| TOTALS | 909,446,863 | 8,046,040 | 240,000,899 | 52,269,764 | 1,209,763,567 | 760,839,100 | 278,535,481 | 138,609,723 | 31,779,262 | 1,209,763,567 |

MINNESOTA SUPPLEMENTAL AID (MSA) COSTS AND REVENUE SHARES

TABLE 3

MSA PROGRAM COSTS

MSA PROGRAM REVENUE SHARES

| COUNTY | CENTRALIZED COUNTY PUBLIC AID | PERSONNEL | NON PERSONNEL | TOTAL | FEDERAL | STATE | COUNTY | MISC | TOTAL |
|----------------------|----------------------------------|-----------|------------------|------------|---------|------------|-----------|------|------------|
| 1 Aitkin | 94,556 | 6,415 | 410 | 101,381 | | 94,556 | 6,825 | | 101,381 |
| 2 Anoka | 1,686,345 | 101,494 | 18,106 | 1,805,945 | | 1,686,345 | 119,600 | | 1,805,945 |
| 3 Becker | 179,372 | 13,617 | 1,104 | 194,093 | | 179,372 | 14,721 | | 194,093 |
| 4 Beltrami | 363,781 | 24,124 | 3,943 | 391,848 | | 363,781 | 28,067 | | 391,848 |
| 5 Benton | 242,345 | 12,202 | 1,787 | 256,334 | | 242,345 | 13,989 | | 256,334 |
| 6 Big Stone | 34,268 | 3,439 | 443 | 38,150 | | 34,268 | 3,882 | | 38,150 |
| 7 Blue Earth | 334,532 | 22,970 | 3,424 | 360,926 | | 334,532 | 26,394 | | 360,926 |
| 8 Brown | 79,868 | 9,668 | 893 | 90,429 | | 79,868 | 10,561 | | 90,429 |
| 9 Carlton | 254,123 | 21,617 | 1,798 | 277,538 | | 254,123 | 23,415 | | 277,538 |
| 10 Carver | 209,325 | 17,108 | 476 | 226,909 | | 209,325 | 17,584 | | 226,909 |
| 11 Cass | 207,421 | 13,371 | 880 | 221,672 | | 207,421 | 14,251 | | 221,672 |
| 12 Chippewa | 34,035 | 6,385 | 793 | 41,213 | | 34,035 | 7,178 | | 41,213 |
| 13 Chisago | 125,788 | 14,402 | 554 | 140,744 | | 125,788 | 14,956 | | 140,744 |
| 14 Clay | 474,306 | 20,709 | 1,546 | 496,561 | | 474,306 | 22,255 | | 496,561 |
| 15 Clearwater | 56,446 | 5,477 | 449 | 62,372 | | 56,446 | 5,926 | | 62,372 |
| 16 Cook | 15,518 | 4,155 | 491 | 20,164 | | 15,518 | 4,646 | | 20,164 |
| 18 Crow Wing | 345,126 | 25,444 | 2,214 | 372,784 | | 345,126 | 27,658 | | 372,784 |
| 19 Dakota | 2,014,604 | 44,237 | 4,054 | 2,062,895 | | 2,014,396 | 48,499 | | 2,062,895 |
| 21 Douglas | 167,558 | 11,264 | 1,841 | 180,663 | | 167,558 | 13,105 | | 180,663 |
| 23 Fillmore | 65,961 | 6,838 | 401 | 73,200 | | 65,961 | 7,239 | | 73,200 |
| 24 Freeborn | 149,861 | 10,242 | 1,014 | 161,117 | | 149,861 | 11,256 | | 161,117 |
| 25 Goodhue | 119,629 | 17,493 | 1,672 | 138,794 | | 119,629 | 19,165 | | 138,794 |
| 26 Grant | 18,693 | 3,343 | 1,042 | 23,078 | | 18,693 | 4,385 | | 23,078 |
| 27 Hennepin | 14,229,219 | 1,144,735 | 278,376 | 15,652,330 | | 14,229,219 | 1,423,111 | | 15,652,330 |
| 28 Houston | 60,112 | 5,432 | 803 | 66,347 | | 60,112 | 6,235 | | 66,347 |
| 29 Hubbard | 153,020 | 7,690 | 625 | 161,335 | | 153,020 | 8,315 | | 161,335 |
| 30 Isanti | 132,687 | 10,549 | 1,182 | 144,418 | | 132,687 | 11,731 | | 144,418 |
| 31 Itasca | 364,869 | 17,432 | 1,175 | 383,476 | | 364,869 | 18,607 | | 383,476 |
| 32 DVHHS | 115,894 | 8,956 | 1,446 | 126,296 | | 115,894 | 10,402 | | 126,296 |
| 33 Kanabec | 82,998 | 6,363 | 704 | 90,065 | | 82,998 | 7,067 | | 90,065 |
| 34 Kandiyohi | 161,223 | 12,887 | 1,356 | 175,466 | | 161,223 | 14,243 | | 175,466 |
| 35 Kittson | 14,793 | 1,837 | 130 | 16,760 | | 14,793 | 1,967 | | 16,760 |
| 36 Koochiching | 118,784 | 6,866 | 1,326 | 126,976 | | 118,784 | 8,192 | | 126,976 |
| 37 Lac Qui Parle | 31,961 | 3,411 | 302 | 35,674 | | 31,961 | 3,713 | | 35,674 |
| 38 Lake | 50,005 | 3,803 | 616 | 54,424 | | 50,005 | 4,419 | | 54,424 |
| 39 Lake of the Woods | 17,486 | 2,428 | 233 | 20,147 | | 17,486 | 2,661 | | 20,147 |
| 40 Le Sueur | 60,543 | 7,581 | 468 | 68,592 | | 60,543 | 8,049 | | 68,592 |
| 42 SWHHS | 367,379 | 24,030 | 2,118 | 393,527 | | 367,379 | 26,148 | | 393,527 |
| 43 McLeod | 123,367 | 7,865 | 459 | 131,691 | | 123,367 | 8,324 | | 131,691 |
| 44 Mahnomon | 57,271 | 4,833 | 340 | 62,444 | | 57,271 | 5,173 | | 62,444 |

MINNESOTA SUPPLEMENTAL AID (MSA) COSTS AND REVENUE SHARES

TABLE 3

| MSA PROGRAM COSTS | | | | | | MSA PROGRAM REVENUE SHARES | | | | |
|---------------------|---------------------------|---------------------|-----------|------------------|------------|----------------------------|------------|-----------|------|------------|
| COUNTY | CENTRALIZED PUBLIC AID | COUNTY PERSONNEL | PERSONNEL | NON PERSONNEL | TOTAL | FEDERAL | STATE | COUNTY | MISC | TOTAL |
| 45 Marshall | 45,554 | | 5,089 | 396 | 51,039 | | 45,554 | 5,485 | | 51,039 |
| 46 Faribault Martin | 247,114 | | 8,866 | 3,326 | 259,306 | | 247,114 | 12,192 | | 259,306 |
| 47 Meeker | 71,535 | | 7,063 | 849 | 79,447 | | 71,535 | 7,912 | | 79,447 |
| 48 Mille Lacs | 77,060 | | 9,430 | 392 | 86,882 | | 77,060 | 9,822 | | 86,882 |
| 49 Morrison | 180,226 | | 12,533 | 1,022 | 193,781 | | 180,226 | 13,555 | | 193,781 |
| 50 Mower | 195,859 | | 13,384 | 1,413 | 210,656 | | 195,859 | 14,797 | | 210,656 |
| 52 Nicollet | 117,241 | | 8,606 | 1,143 | 126,990 | | 117,241 | 9,749 | | 126,990 |
| 53 Nobles | 63,640 | | 8,077 | 1,442 | 73,159 | | 63,640 | 9,519 | | 73,159 |
| 54 Norman | 45,320 | | 2,411 | 650 | 48,381 | | 45,320 | 3,061 | | 48,381 |
| 55 Olmsted | 765,782 | | 51,238 | 13,550 | 830,570 | | 765,782 | 64,788 | | 830,570 |
| 56 Otter Tail | 337,072 | | 21,639 | 3,799 | 362,510 | | 337,072 | 25,438 | | 362,510 |
| 57 Pennington | 61,056 | | 6,575 | 632 | 68,263 | | 61,056 | 7,207 | | 68,263 |
| 58 Pine | 148,620 | | 10,047 | 800 | 159,467 | | 148,620 | 10,847 | | 159,467 |
| 60 Polk | 198,725 | | 17,032 | 1,564 | 217,321 | | 198,725 | 18,596 | | 217,321 |
| 61 Pope | 44,856 | | 4,402 | 536 | 49,794 | | 44,856 | 4,938 | | 49,794 |
| 62 Ramsey | 7,501,048 | | 380,077 | 188,126 | 8,069,251 | | 7,501,008 | 568,243 | | 8,069,251 |
| 63 Red Lake | 18,057 | | 2,318 | -26 | 20,349 | | 18,057 | 2,292 | | 20,349 |
| 65 Renville | 58,543 | | 6,179 | 782 | 65,504 | | 58,543 | 6,961 | | 65,504 |
| 66 Rice | 162,302 | | 18,493 | 1,014 | 181,809 | | 162,302 | 19,507 | | 181,809 |
| 68 Roseau | 34,483 | | 6,002 | 368 | 40,853 | | 34,483 | 6,370 | | 40,853 |
| 69 St. Louis | 2,514,165 | | 146,240 | 25,576 | 2,685,981 | | 2,514,165 | 171,816 | | 2,685,981 |
| 70 Scott | 489,692 | | 20,154 | 1,497 | 511,343 | | 489,692 | 21,651 | | 511,343 |
| 71 Sherburne | 180,526 | | 22,030 | 1,160 | 203,716 | | 180,526 | 23,190 | | 203,716 |
| 72 Sibley | 26,276 | | 5,701 | 518 | 32,495 | | 26,276 | 6,219 | | 32,495 |
| 73 Stearns | 729,628 | | 49,098 | 8,893 | 787,619 | | 729,628 | 57,991 | | 787,619 |
| 74 MNPrairie | 299,431 | | 26,520 | 4,259 | 330,210 | | 299,431 | 30,779 | | 330,210 |
| 75 Stevens | 33,747 | | 2,524 | 310 | 36,581 | | 33,747 | 2,834 | | 36,581 |
| 76 Swift | 45,148 | | 5,453 | 753 | 51,354 | | 45,148 | 6,206 | | 51,354 |
| 77 Todd | 133,268 | | 11,088 | 953 | 145,309 | | 133,268 | 12,041 | | 145,309 |
| 78 Traverse | 22,486 | | 2,708 | 503 | 25,697 | | 22,486 | 3,211 | | 25,697 |
| 79 Wabasha | 65,474 | | 6,622 | 1,004 | 73,100 | | 65,474 | 7,626 | | 73,100 |
| 80 Wadena | 152,385 | | 5,896 | 327 | 158,608 | | 152,385 | 6,223 | | 158,608 |
| 82 Washington | 702,558 | | 115,602 | 10,670 | 828,830 | | 702,558 | 126,272 | | 828,830 |
| 83 Watonwan | 35,605 | | 4,444 | 1,107 | 41,156 | | 35,605 | 5,551 | | 41,156 |
| 84 Wilkin | 43,182 | | 3,350 | 380 | 46,912 | | 43,182 | 3,730 | | 46,912 |
| 85 Winona | 234,376 | | 18,431 | 2,686 | 255,493 | | 234,376 | 21,117 | | 255,493 |
| 86 Wright | 267,082 | | 10,230 | 1,038 | 278,350 | | 267,082 | 11,268 | | 278,350 |
| 87 Yellow Medicine | 50,015 | | 4,356 | 835 | 55,206 | | 50,015 | 5,191 | | 55,206 |
| TOTALS | 39,814,210 | 0 | 2,752,620 | 625,241 | 43,192,071 | 0 | 39,813,962 | 3,378,109 | 0 | 43,192,071 |

MINNESOTA FAMILY INVESTMENT PROGRAM (MFIP/TANF) COSTS AND REVENUE SHARES

TABLE 4

MFIP PROGRAM COSTS

MFIP PROGRAM REVENUE SHARES

| COUNTY | CENTRALIZED MFIP | CENTRALIZED SNAP | COUNTY PUBLIC AID | PERSONNEL | NON PERSONNEL | TOTAL | FEDERAL | STATE | COUNTY | MISC | TOTAL |
|----------------------|---------------------|---------------------|----------------------|------------|------------------|-------------|------------|------------|-----------|-----------|-------------|
| 1 Aitkin | 298,324 | 186,750 | | 104,391 | 7,364 | 596,829 | 345,401 | 50,327 | 77,234 | 123,868 | 596,829 |
| 2 Anoka | 8,008,302 | 5,584,826 | | 1,046,766 | 269,834 | 14,909,728 | 9,661,030 | 2,868,962 | 662,561 | 1,717,176 | 14,909,728 |
| 3 Becker | 601,164 | 461,459 | | 223,225 | 18,547 | 1,304,395 | 824,958 | 61,378 | 167,474 | 250,584 | 1,304,395 |
| 4 Beltrami | 1,959,893 | 1,531,936 | | 419,433 | 72,787 | 3,984,049 | 2,677,351 | 647,605 | 318,541 | 340,552 | 3,984,049 |
| 5 Benton | 1,213,506 | 880,880 | | 218,021 | 34,309 | 2,346,717 | 1,575,128 | 340,117 | 157,443 | 274,029 | 2,346,717 |
| 6 Big Stone | 105,285 | 87,772 | | 55,768 | 7,320 | 256,146 | 146,045 | 43,859 | 43,604 | 22,637 | 256,146 |
| 7 Blue Earth | 1,497,979 | 1,135,168 | | 374,040 | 71,359 | 3,078,547 | 1,752,263 | 519,754 | 295,797 | 510,734 | 3,078,547 |
| 8 Brown | 415,540 | 296,803 | | 157,416 | 15,474 | 885,233 | 499,662 | 91,464 | 119,730 | 174,376 | 885,233 |
| 9 Carlton | 709,260 | 498,660 | | 352,187 | 28,667 | 1,588,773 | 906,609 | 175,547 | 263,438 | 243,180 | 1,588,773 |
| 10 Carver | 701,677 | 475,059 | | 278,718 | 7,619 | 1,463,073 | 816,624 | 167,950 | 198,464 | 280,035 | 1,463,073 |
| 11 Cass | 2,123,832 | 1,638,980 | | 217,452 | 36,241 | 4,016,505 | 2,855,916 | 737,416 | 157,773 | 265,400 | 4,016,505 |
| 12 Chippewa | 319,239 | 263,667 | | 103,250 | 15,341 | 701,497 | 385,894 | 126,235 | 82,644 | 106,724 | 701,497 |
| 13 Chisago | 452,987 | 300,791 | | 235,704 | 26,736 | 1,016,218 | 552,791 | 8,855 | 166,364 | 288,209 | 1,016,218 |
| 14 Clay | 2,144,209 | 1,549,862 | | 399,427 | 31,283 | 4,124,781 | 2,639,437 | 831,645 | 267,489 | 386,210 | 4,124,781 |
| 15 Clearwater | 277,287 | 218,365 | | 89,288 | 7,397 | 592,337 | 342,975 | 79,318 | 66,847 | 103,196 | 592,337 |
| 16 Cook | 115,864 | 95,946 | | 67,379 | 8,036 | 287,225 | 150,732 | 61,174 | 52,133 | 23,186 | 287,225 |
| 18 Crow Wing | 1,185,936 | 963,303 | | 441,292 | 40,156 | 2,630,687 | 1,499,493 | 278,834 | 316,744 | 535,616 | 2,630,687 |
| 19 Dakota | 7,679,549 | 4,812,124 | | 1,967,857 | 218,565 | 14,678,095 | 9,519,891 | 2,290,340 | 1,367,212 | 1,500,651 | 14,678,095 |
| 21 Douglas | 477,545 | 358,469 | | 196,601 | 41,672 | 1,074,287 | 537,333 | 144,533 | 158,328 | 234,094 | 1,074,287 |
| 23 Fillmore | 306,520 | 214,422 | | 112,047 | 6,508 | 639,498 | 363,365 | 113,077 | 82,068 | 80,989 | 639,498 |
| 24 Freeborn | 828,550 | 691,444 | | 166,544 | 16,610 | 1,703,148 | 1,018,636 | 205,828 | 126,628 | 352,056 | 1,703,148 |
| 25 Goodhue | 692,755 | 537,827 | | 284,947 | 46,610 | 1,562,139 | 867,940 | 195,205 | 229,022 | 269,972 | 1,562,139 |
| 26 Grant | 80,580 | 62,929 | | 54,359 | 16,694 | 214,561 | 102,994 | 2,329 | 49,285 | 59,953 | 214,561 |
| 27 Hennepin | 53,027,736 | 38,212,646 | | 14,285,753 | 3,414,706 | 108,940,840 | 74,784,482 | 17,522,459 | 9,902,500 | 6,731,399 | 108,940,840 |
| 28 Houston | 357,151 | 227,982 | | 88,835 | 16,431 | 690,398 | 413,818 | 99,532 | 73,750 | 103,298 | 690,398 |
| 29 Hubbard | 684,291 | 548,271 | | 121,082 | 24,658 | 1,378,301 | 894,263 | 205,895 | 105,431 | 172,713 | 1,378,301 |
| 30 Isanti | 586,702 | 440,493 | | 194,047 | 23,651 | 1,244,893 | 727,540 | 98,112 | 139,790 | 279,452 | 1,244,893 |
| 31 Itasca | 1,469,186 | 1,119,938 | | 1,117,496 | 78,271 | 3,784,890 | 1,732,830 | 608,733 | 1,075,963 | 367,364 | 3,784,890 |
| 32 DVHHS | 422,386 | 300,065 | | 146,015 | 45,528 | 913,995 | 494,438 | 94,359 | 139,336 | 185,862 | 913,995 |
| 33 Kanabec | 415,902 | 289,459 | | 103,310 | 12,194 | 820,865 | 505,133 | 134,467 | 79,916 | 101,349 | 820,865 |
| 34 Kandiyohi | 1,412,723 | 1,018,199 | | 235,252 | 26,208 | 2,692,381 | 1,582,079 | 577,382 | 161,497 | 371,424 | 2,692,381 |
| 35 Kittson | 55,122 | 47,061 | | 32,599 | 3,973 | 138,755 | 83,679 | 359 | 26,745 | 27,972 | 138,755 |
| 36 Koochiching | 284,983 | 229,891 | | 111,404 | 21,726 | 648,005 | 354,870 | 68,043 | 92,034 | 133,057 | 648,005 |
| 37 Lac Qui Parle | 120,662 | 118,243 | | 55,539 | 8,710 | 303,154 | 160,618 | 66,193 | 44,452 | 31,891 | 303,154 |
| 38 Lake | 93,078 | 59,657 | | 62,411 | 12,450 | 227,596 | 117,496 | 13,574 | 52,417 | 44,110 | 227,596 |
| 39 Lake of the Woods | 54,739 | 40,057 | | 39,466 | 3,839 | 138,102 | 77,935 | 23,114 | 29,937 | 7,117 | 138,102 |
| 40 Le Sueur | 449,387 | 318,065 | | 123,099 | 7,531 | 898,082 | 491,491 | 86,352 | 90,505 | 229,734 | 898,082 |
| 42 SWHHS | 1,375,105 | 1,002,732 | | 408,172 | 48,014 | 2,834,022 | 1,685,014 | 364,170 | 297,065 | 487,773 | 2,834,022 |
| 43 McLeod | 417,242 | 274,311 | | 128,405 | 12,918 | 832,875 | 493,395 | 64,722 | 97,579 | 177,180 | 832,875 |
| 44 Mahnomon | 268,509 | 198,077 | | 78,782 | 5,861 | 551,229 | 339,067 | 115,684 | 58,648 | 37,831 | 551,229 |

MINNESOTA FAMILY INVESTMENT PROGRAM (MFIP/TANF) COSTS AND REVENUE SHARES

TABLE 4

| MFIP PROGRAM COSTS | | | | | | | MFIP PROGRAM REVENUE SHARES | | | | |
|---------------------|---------------------|---------------------|----------------------|------------|------------------|-------------|-----------------------------|------------|------------|------------|-------------|
| COUNTY | CENTRALIZED MFIP | CENTRALIZED SNAP | COUNTY PUBLIC AID | PERSONNEL | NON PERSONNEL | TOTAL | FEDERAL | STATE | COUNTY | MISC | TOTAL |
| 45 Marshall | 82,008 | 69,380 | | 111,010 | 12,674 | 275,072 | 131,445 | 46,704 | 63,271 | 33,652 | 275,072 |
| 46 Faribault Martin | 743,734 | 499,104 | | 154,085 | 80,037 | 1,476,960 | 827,029 | 240,352 | 148,411 | 261,168 | 1,476,960 |
| 47 Meeker | 318,374 | 234,473 | | 115,442 | 14,293 | 682,582 | 336,357 | 68,018 | 89,775 | 188,432 | 682,582 |
| 48 Mille Lacs | 654,107 | 487,648 | | 153,362 | 6,405 | 1,301,521 | 755,258 | 84,879 | 110,460 | 350,924 | 1,301,521 |
| 49 Morrison | 620,700 | 472,008 | | 204,487 | 16,612 | 1,313,807 | 724,003 | 28,586 | 152,896 | 408,322 | 1,313,807 |
| 50 Mower | 1,426,129 | 1,040,409 | | 217,694 | 24,335 | 2,708,567 | 1,723,160 | 420,920 | 167,667 | 396,819 | 2,708,567 |
| 52 Nicollet | 755,007 | 682,326 | | 177,232 | 24,728 | 1,639,293 | 1,036,114 | 234,147 | 121,282 | 247,750 | 1,639,293 |
| 53 Nobles | 708,115 | 476,377 | | 131,551 | 23,470 | 1,339,513 | 897,409 | 190,975 | 107,164 | 143,965 | 1,339,513 |
| 54 Norman | 120,910 | 97,178 | | 39,683 | 11,516 | 269,287 | 143,823 | 57,549 | 35,457 | 32,458 | 269,287 |
| 55 Olmsted | 4,216,854 | 3,016,901 | | 857,908 | 241,326 | 8,332,988 | 5,380,681 | 1,313,164 | 736,599 | 902,544 | 8,332,988 |
| 56 Otter Tail | 825,342 | 645,615 | | 352,320 | 76,441 | 1,899,718 | 1,064,177 | 251,366 | 296,392 | 287,783 | 1,899,718 |
| 57 Pennington | 288,231 | 198,799 | | 106,904 | 10,853 | 604,787 | 369,442 | 73,662 | 81,494 | 80,189 | 604,787 |
| 58 Pine | 875,019 | 604,769 | | 189,785 | 48,206 | 1,717,779 | 1,023,123 | 225,233 | 141,609 | 327,813 | 1,717,779 |
| 60 Polk | 1,685,675 | 1,337,900 | | 277,268 | 33,072 | 3,333,915 | 1,837,128 | 1,016,991 | 217,142 | 262,653 | 3,333,915 |
| 61 Pope | 141,815 | 117,106 | | 71,726 | 8,994 | 339,642 | 175,722 | 44,555 | 55,938 | 63,426 | 339,642 |
| 62 Ramsey | 30,963,011 | 22,642,473 | | 5,637,467 | 2,720,529 | 61,963,480 | 41,581,311 | 11,561,473 | 5,496,516 | 3,324,180 | 61,963,480 |
| 63 Red Lake | 86,432 | 64,013 | | 37,861 | (479) | 187,827 | 109,085 | 32,757 | 25,851 | 20,135 | 187,827 |
| 65 Renville | 400,925 | 263,345 | | 100,999 | 12,980 | 778,249 | 482,419 | 123,695 | 78,830 | 93,306 | 778,249 |
| 66 Rice | 1,398,854 | 1,022,984 | | 300,676 | 17,706 | 2,740,221 | 1,815,130 | 479,415 | 220,186 | 225,489 | 2,740,221 |
| 68 Roseau | 200,578 | 142,865 | | 98,178 | 6,173 | 447,793 | 254,188 | 57,684 | 72,174 | 63,747 | 447,793 |
| 69 St. Louis | 7,725,004 | 5,339,294 | | 1,852,914 | 324,881 | 15,242,093 | 8,978,048 | 3,082,394 | 1,518,848 | 1,662,803 | 15,242,093 |
| 70 Scott | 1,177,211 | 857,462 | | 421,943 | 28,855 | 2,485,471 | 1,531,844 | 296,628 | 325,046 | 331,954 | 2,485,471 |
| 71 Sherburne | 1,379,024 | 998,035 | | 359,801 | 32,191 | 2,769,051 | 1,526,623 | 378,340 | 271,675 | 592,414 | 2,769,051 |
| 72 Sibley | 271,026 | 203,000 | | 92,886 | 8,320 | 575,232 | 319,687 | 58,787 | 70,118 | 126,639 | 575,232 |
| 73 Stearns | 4,766,681 | 3,464,632 | | 1,060,522 | 212,360 | 9,504,195 | 6,321,980 | 1,839,659 | 643,587 | 698,969 | 9,504,195 |
| 74 MNPrairie | 1,934,327 | 1,443,603 | | 431,365 | 89,181 | 3,898,476 | 2,413,294 | 575,334 | 344,568 | 565,281 | 3,898,476 |
| 75 Stevens | 154,915 | 110,034 | | 40,755 | 5,120 | 310,823 | 183,701 | 62,599 | 31,713 | 32,811 | 310,823 |
| 76 Swift | 268,269 | 206,912 | | 89,011 | 12,341 | 576,534 | 345,013 | 63,816 | 70,116 | 97,589 | 576,534 |
| 77 Todd | 331,806 | 230,575 | | 180,510 | 15,435 | 758,325 | 370,266 | 60,720 | 135,417 | 191,923 | 758,325 |
| 78 Traverse | 169,514 | 125,560 | | 59,948 | 11,419 | 366,441 | 206,342 | 82,412 | 55,157 | 22,529 | 366,441 |
| 79 Wabasha | 231,047 | 173,001 | | 141,814 | 20,693 | 566,555 | 319,302 | 75,396 | 89,219 | 82,638 | 566,555 |
| 80 Wadena | 400,236 | 312,239 | | 95,576 | 7,128 | 815,178 | 440,515 | 150,961 | 71,831 | 151,870 | 815,178 |
| 82 Washington | 2,488,408 | 1,724,931 | | 862,607 | 171,344 | 5,247,290 | 3,001,322 | 749,552 | 725,383 | 771,033 | 5,247,290 |
| 83 Watonwan | 216,879 | 175,669 | | 72,203 | 23,933 | 488,685 | 273,670 | 37,819 | 62,271 | 114,926 | 488,685 |
| 84 Wilkin | 198,213 | 125,667 | | 54,284 | 6,121 | 384,285 | 215,505 | 53,611 | 41,772 | 73,398 | 384,285 |
| 85 Winona | 1,047,890 | 861,375 | | 300,744 | 47,154 | 2,257,164 | 1,231,092 | 488,370 | 240,632 | 297,071 | 2,257,164 |
| 86 Wright | 1,194,626 | 800,897 | | 324,267 | 55,317 | 2,375,106 | 1,352,973 | 226,324 | 230,403 | 565,406 | 2,375,106 |
| 87 Yellow Medicine | 151,685 | 125,942 | | 71,334 | 13,260 | 362,221 | 231,861 | 19,550 | 58,508 | 52,302 | 362,221 |
| TOTALS | 164,309,268 | 118,687,088 | 0 | 40,745,895 | 9,286,724 | 333,028,976 | 214,910,658 | 55,039,294 | 31,299,761 | 31,779,262 | 333,028,976 |

GENERAL ASSISTANCE (GA) COSTS AND REVENUE SHARES

TABLE 5

| GA PROGRAM COSTS | | | | | | GA PROGRAM REVENUE SHARES | | | | |
|----------------------|-------------|----------------------|-----------|------------------|------------|---------------------------|------------|-----------|------|------------|
| COUNTY | CENTRALIZED | COUNTY PUBLIC AID | PERSONNEL | NON PERSONNEL | TOTAL | FEDERAL | STATE | COUNTY | MISC | TOTAL |
| 1 Aitkin | 97,372 | 33,262 | 26,174 | 1,736 | 158,544 | | 97,372 | 61,172 | | 158,544 |
| 2 Anoka | 1,670,727 | 155,168 | 229,125 | 42,628 | 2,097,648 | | 1,670,727 | 426,921 | | 2,097,648 |
| 3 Becker | 215,433 | 95,389 | 55,682 | 4,735 | 371,239 | | 215,433 | 155,806 | | 371,239 |
| 4 Beltrami | 388,160 | 53,741 | 98,128 | 16,296 | 556,325 | | 388,160 | 168,165 | | 556,325 |
| 5 Benton | 328,290 | 38,764 | 49,419 | 7,252 | 423,725 | | 328,290 | 95,435 | | 423,725 |
| 6 Big Stone | 25,461 | 14,570 | 13,974 | 1,840 | 55,845 | | 25,461 | 30,384 | | 55,845 |
| 7 Blue Earth | 508,086 | 55,021 | 92,801 | 14,220 | 670,128 | | 508,086 | 162,042 | | 670,128 |
| 8 Brown | 124,538 | 33,948 | 39,091 | 4,069 | 201,646 | | 124,538 | 77,108 | | 201,646 |
| 9 Carlton | 277,442 | 17,892 | 87,789 | 7,231 | 390,354 | | 276,864 | 113,490 | | 390,354 |
| 10 Carver | 195,589 | 36,424 | 69,205 | 1,712 | 302,930 | | 195,589 | 107,341 | | 302,930 |
| 11 Cass | 281,171 | 14,231 | 53,930 | 3,674 | 353,006 | | 281,171 | 71,835 | | 353,006 |
| 12 Chippewa | 68,213 | 8,614 | 25,685 | 3,428 | 105,940 | | 68,213 | 37,727 | | 105,940 |
| 13 Chisago | 157,713 | 15,049 | 59,172 | 2,279 | 234,213 | | 157,713 | 76,500 | | 234,213 |
| 14 Clay | 591,091 | 129,722 | 84,147 | 6,531 | 811,491 | | 591,091 | 220,400 | | 811,491 |
| 15 Clearwater | 54,460 | 41,328 | 22,368 | 1,879 | 120,035 | | 53,461 | 66,575 | | 120,035 |
| 16 Cook | 32,564 | 3,200 | 16,804 | 2,067 | 54,635 | | 32,564 | 22,071 | | 54,635 |
| 18 Crow Wing | 235,842 | 89,514 | 103,521 | 9,232 | 438,109 | | 235,842 | 202,267 | | 438,109 |
| 19 Dakota | 1,805,772 | 193,909 | 223,473 | 19,046 | 2,242,200 | | 1,805,772 | 436,428 | | 2,242,200 |
| 21 Douglas | 206,468 | 50,396 | 45,501 | 7,562 | 309,927 | | 206,468 | 103,459 | | 309,927 |
| 23 Fillmore | 60,632 | 10,977 | 28,047 | 1,603 | 101,259 | | 60,632 | 40,627 | | 101,259 |
| 24 Freeborn | 173,964 | 0 | 41,729 | 4,059 | 219,752 | | 173,964 | 45,788 | | 219,752 |
| 25 Goodhue | 182,617 | 22,191 | 70,605 | 6,651 | 282,064 | | 182,617 | 99,447 | | 282,064 |
| 26 Grant | 24,725 | 3,000 | 13,458 | 4,076 | 45,259 | | 24,725 | 20,534 | | 45,259 |
| 27 Hennepin | 21,256,108 | 1,645,448 | 4,134,299 | 1,005,852 | 28,041,707 | | 21,256,108 | 6,785,599 | | 28,041,707 |
| 28 Houston | 58,222 | 0 | 22,197 | 3,478 | 83,897 | | 58,222 | 25,675 | | 83,897 |
| 29 Hubbard | 123,525 | 34,938 | 29,500 | 2,517 | 190,480 | | 123,525 | 66,955 | | 190,480 |
| 30 Isanti | 283,039 | 36,114 | 42,616 | 4,999 | 366,768 | | 283,039 | 83,729 | | 366,768 |
| 31 Itasca | 456,885 | 48,808 | 70,549 | 4,718 | 580,960 | | 456,885 | 124,075 | | 580,960 |
| 32 DVHHS | 143,382 | 52,854 | 36,294 | 6,001 | 238,531 | | 143,382 | 95,149 | | 238,531 |
| 33 Kanabec | 149,731 | 21,317 | 25,822 | 3,134 | 200,004 | | 149,731 | 50,273 | | 200,004 |
| 34 Kandiyohi | 284,107 | 112,916 | 51,822 | 5,760 | 454,605 | | 284,107 | 170,498 | | 454,605 |
| 35 Kittson | 14,295 | 26,800 | 7,434 | 468 | 48,997 | | 14,295 | 34,702 | | 48,997 |
| 36 Koochiching | 54,259 | 9,091 | 27,890 | 5,433 | 96,673 | | 54,259 | 42,414 | | 96,673 |
| 37 Lac Qui Parle | 49,020 | 9,803 | 13,833 | 1,226 | 73,882 | | 49,020 | 24,862 | | 73,882 |
| 38 Lake | 41,231 | 13,125 | 15,715 | 2,610 | 72,681 | | 41,231 | 31,450 | | 72,681 |
| 39 Lake of the Woods | 19,061 | 17,790 | 9,880 | 984 | 47,715 | | 19,061 | 28,654 | | 47,715 |
| 40 Le Sueur | 132,033 | 42,428 | 30,450 | 1,904 | 206,815 | | 132,033 | 74,782 | | 206,815 |
| 42 SWHHS | 320,724 | 202,230 | 99,114 | 9,112 | 631,180 | | 320,724 | 310,456 | | 631,180 |
| 43 McLeod | 96,262 | 28,886 | 32,153 | 1,889 | 159,190 | | 96,262 | 62,928 | | 159,190 |
| 44 Mahnomen | 39,781 | 48,927 | 19,574 | 1,517 | 109,799 | | 39,781 | 70,018 | | 109,799 |

GENERAL ASSISTANCE (GA) COSTS AND REVENUE SHARES

TABLE 5

| GA PROGRAM COSTS | | | | | | GA PROGRAM REVENUE SHARES | | | | |
|---------------------|-------------|----------------------|-----------|------------------|------------|---------------------------|------------|------------|------|------------|
| COUNTY | CENTRALIZED | COUNTY PUBLIC AID | PERSONNEL | NON PERSONNEL | TOTAL | FEDERAL | STATE | COUNTY | MISC | TOTAL |
| 45 Marshall | 31,748 | 12,238 | 20,492 | 1,718 | 66,196 | | 31,748 | 34,448 | | 66,196 |
| 46 Faribault Martin | 202,847 | 48,353 | 35,745 | 13,392 | 300,337 | | 202,483 | 97,854 | | 300,337 |
| 47 Meeker | 135,623 | 30,300 | 28,833 | 3,670 | 198,426 | | 135,623 | 62,803 | | 198,426 |
| 48 Mille Lacs | 141,061 | 30,484 | 38,420 | 1,605 | 211,570 | | 141,061 | 70,509 | | 211,570 |
| 49 Morrison | 178,290 | 47,369 | 51,307 | 4,136 | 281,102 | | 178,290 | 102,812 | | 281,102 |
| 50 Mower | 172,682 | 75,792 | 53,952 | 5,992 | 308,418 | | 172,325 | 136,094 | | 308,418 |
| 52 Nicollet | 202,395 | 11,984 | 35,591 | 4,713 | 254,683 | | 202,395 | 52,288 | | 254,683 |
| 53 Nobles | 75,119 | 44,855 | 32,995 | 5,862 | 158,831 | | 75,119 | 83,712 | | 158,831 |
| 54 Norman | 29,055 | 24,617 | 9,883 | 3,002 | 66,557 | | 29,055 | 37,502 | | 66,557 |
| 55 Olmsted | 876,750 | 239,352 | 208,762 | 55,571 | 1,380,435 | | 876,750 | 503,685 | | 1,380,435 |
| 56 Otter Tail | 286,567 | 67,483 | 87,710 | 15,603 | 457,363 | | 286,567 | 170,796 | | 457,363 |
| 57 Pennington | 96,267 | 27,984 | 26,741 | 2,707 | 153,699 | | 96,267 | 57,432 | | 153,699 |
| 58 Pine | 286,072 | 14,490 | 40,910 | 3,253 | 344,725 | | 286,072 | 58,653 | | 344,725 |
| 60 Polk | 312,300 | 113,003 | 68,760 | 6,700 | 500,763 | | 307,297 | 193,466 | | 500,763 |
| 61 Pope | 45,360 | 8,833 | 17,795 | 2,330 | 74,318 | | 45,360 | 28,958 | | 74,318 |
| 62 Ramsey | 7,804,312 | 437,089 | 1,091,771 | 537,437 | 9,870,609 | | 7,804,312 | 2,066,297 | | 9,870,609 |
| 63 Red Lake | 22,804 | 7,545 | 9,426 | (78) | 39,697 | | 22,804 | 16,893 | | 39,697 |
| 65 Renville | 98,368 | 27,651 | 25,296 | 3,274 | 154,589 | | 98,368 | 56,221 | | 154,589 |
| 66 Rice | 247,592 | 50,284 | 75,282 | 4,487 | 377,645 | | 247,592 | 130,053 | | 377,645 |
| 68 Roseau | 31,708 | 26,340 | 24,652 | 1,542 | 84,242 | | 29,817 | 54,426 | | 84,242 |
| 69 St. Louis | 3,041,697 | 428,508 | 547,051 | 95,092 | 4,112,348 | | 3,041,697 | 1,070,651 | | 4,112,348 |
| 70 Scott | 191,651 | 70,754 | 37,235 | 2,463 | 302,103 | | 191,651 | 110,452 | | 302,103 |
| 71 Sherburne | 256,800 | 10,405 | 89,150 | 4,715 | 361,070 | | 256,800 | 104,270 | | 361,070 |
| 72 Sibley | 74,487 | 19,055 | 23,097 | 2,029 | 118,668 | | 74,487 | 44,181 | | 118,668 |
| 73 Stearns | 1,013,892 | 202,679 | 194,491 | 35,399 | 1,446,461 | | 1,013,388 | 433,073 | | 1,446,461 |
| 74 MNPrairie | 507,134 | 129,272 | 106,983 | 18,085 | 761,474 | | 507,134 | 254,340 | | 761,474 |
| 75 Stevens | 44,844 | 2,587 | 10,206 | 1,276 | 58,913 | | 44,844 | 14,069 | | 58,913 |
| 76 Swift | 67,653 | 14,827 | 22,330 | 3,041 | 107,851 | | 67,653 | 40,198 | | 107,851 |
| 77 Todd | 107,326 | 47,128 | 45,284 | 3,856 | 203,594 | | 107,326 | 96,268 | | 203,594 |
| 78 Traverse | 21,789 | 8,500 | 11,019 | 2,161 | 43,469 | | 21,789 | 21,680 | | 43,469 |
| 79 Wabasha | 70,204 | 12,396 | 27,060 | 4,131 | 113,791 | | 70,190 | 43,601 | | 113,791 |
| 80 Wadena | 162,225 | 27,231 | 23,624 | 1,205 | 214,285 | | 162,225 | 52,060 | | 214,285 |
| 82 Washington | 711,606 | 67,311 | 113,885 | 10,135 | 902,937 | | 711,606 | 191,331 | | 902,937 |
| 83 Watonwan | 48,118 | 18,095 | 17,889 | 4,874 | 88,976 | | 48,118 | 40,858 | | 88,976 |
| 84 Wilkin | 56,186 | 28,412 | 13,532 | 1,531 | 99,661 | | 56,186 | 43,475 | | 99,661 |
| 85 Winona | 223,645 | 39,251 | 75,363 | 12,067 | 350,326 | | 223,645 | 126,681 | | 350,326 |
| 86 Wright | 351,266 | 40,590 | 60,231 | 5,397 | 457,484 | | 351,266 | 106,218 | | 457,484 |
| 87 Yellow Medicine | 30,915 | 9,045 | 17,936 | 3,242 | 61,138 | | 30,915 | 30,223 | | 61,138 |
| TOTALS | 49,486,353 | 5,989,877 | 9,639,659 | 2,123,023 | 67,238,912 | 0 | 49,476,641 | 17,762,271 | 0 | 67,238,912 |

SUPPLEMENTAL NUTRITION ASSISTANCE PROGRAM (SNAP) COSTS AND REVENUE SHARES

TABLE 6

SNAP PROGRAM COSTS

SNAP PROGRAM REVENUE SHARES

| COUNTY | CENTRALIZED | COUNTY PUBLIC AID | PERSONNEL | NON PERSONNEL | TOTAL | FEDERAL | STATE | COUNTY | MISC | TOTAL |
|----------------------|-------------|----------------------|------------|------------------|-------------|-------------|---------|------------|------|-------------|
| 1 Aitkin | 1,494,472 | 0 | 233,138 | 24,204 | 1,751,814 | 1,615,852 | 0 | 135,962 | | 1,751,814 |
| 2 Anoka | 19,564,106 | 105,492 | 3,199,083 | 756,442 | 23,625,123 | 21,547,733 | 100,759 | 1,976,631 | | 23,625,123 |
| 3 Becker | 1,948,419 | 0 | 498,425 | 42,136 | 2,488,980 | 2,202,907 | 29 | 286,044 | | 2,488,980 |
| 4 Beltrami | 5,291,255 | 37,852 | 923,350 | 160,078 | 6,412,534 | 5,850,727 | 19,865 | 541,942 | | 6,412,534 |
| 5 Benton | 3,361,634 | 0 | 477,338 | 74,098 | 3,913,070 | 3,617,561 | 15,454 | 280,055 | | 3,913,070 |
| 6 Big Stone | 296,422 | 0 | 124,422 | 16,426 | 437,270 | 362,732 | 7 | 74,531 | | 437,270 |
| 7 Blue Earth | 4,130,806 | 58,013 | 832,320 | 153,614 | 5,174,753 | 4,643,111 | 13,858 | 517,784 | | 5,174,753 |
| 8 Brown | 1,219,643 | 0 | 350,374 | 35,713 | 1,605,730 | 1,400,699 | 701 | 204,330 | | 1,605,730 |
| 9 Carlton | 2,674,649 | 0 | 784,624 | 63,738 | 3,523,011 | 3,073,921 | 0 | 449,090 | | 3,523,011 |
| 10 Carver | 2,679,749 | 18,620 | 620,449 | 16,164 | 3,334,982 | 2,985,232 | 10,372 | 339,378 | | 3,334,982 |
| 11 Cass | 4,099,607 | 0 | 483,783 | 82,167 | 4,665,556 | 4,364,822 | 14,699 | 286,036 | | 4,665,556 |
| 12 Chippewa | 823,072 | 70,690 | 229,570 | 32,277 | 1,155,610 | 1,004,340 | 5,810 | 145,460 | | 1,155,610 |
| 13 Chisago | 2,298,886 | 3,896 | 527,246 | 53,204 | 2,883,232 | 2,576,199 | 13,014 | 294,019 | | 2,883,232 |
| 14 Clay | 7,141,875 | 0 | 859,375 | 67,669 | 8,068,919 | 7,555,421 | 43,723 | 469,775 | | 8,068,919 |
| 15 Clearwater | 566,335 | 0 | 199,405 | 16,621 | 782,361 | 668,052 | 0 | 114,309 | | 782,361 |
| 16 Cook | 227,122 | 0 | 150,047 | 18,149 | 395,318 | 306,301 | 0 | 89,017 | | 395,318 |
| 18 Crow Wing | 4,079,833 | 8,088 | 972,414 | 90,159 | 5,150,495 | 4,587,579 | 12,226 | 550,690 | | 5,150,495 |
| 19 Dakota | 19,148,155 | 78,884 | 3,197,981 | 360,176 | 22,785,196 | 20,905,287 | 60,680 | 1,819,228 | | 22,785,196 |
| 21 Douglas | 2,266,999 | 0 | 432,103 | 86,299 | 2,785,401 | 2,510,314 | 4,659 | 270,428 | | 2,785,401 |
| 23 Fillmore | 1,055,109 | 0 | 250,499 | 14,423 | 1,320,032 | 1,179,848 | 0 | 140,184 | | 1,320,032 |
| 24 Freeborn | 2,666,017 | 0 | 371,610 | 36,743 | 3,074,370 | 2,858,270 | 0 | 216,099 | | 3,074,370 |
| 25 Goodhue | 1,894,134 | 0 | 633,592 | 90,795 | 2,618,521 | 2,234,383 | 0 | 384,138 | | 2,618,521 |
| 26 Grant | 451,173 | 0 | 120,831 | 36,434 | 608,437 | 524,131 | 823 | 83,483 | | 608,437 |
| 27 Hennepin | 109,033,605 | 724,713 | 28,374,492 | 6,717,610 | 144,850,420 | 126,001,239 | 367,632 | 18,481,548 | | 144,850,420 |
| 28 Houston | 772,419 | 0 | 198,463 | 33,650 | 1,004,532 | 880,380 | 0 | 124,152 | | 1,004,532 |
| 29 Hubbard | 1,856,947 | 0 | 265,563 | 37,103 | 2,159,613 | 1,992,098 | 65 | 167,450 | | 2,159,613 |
| 30 Isanti | 2,390,516 | 4,905 | 421,725 | 51,115 | 2,868,261 | 2,616,295 | 8,447 | 243,519 | | 2,868,261 |
| 31 Itasca | 4,712,074 | 0 | 1,486,158 | 103,101 | 6,301,332 | 5,052,384 | 13,606 | 1,235,343 | | 6,301,332 |
| 32 DVHHS | 1,395,027 | 0 | 325,245 | 75,191 | 1,795,463 | 1,571,475 | 1,800 | 222,189 | | 1,795,463 |
| 33 Kanabec | 1,628,314 | 0 | 230,305 | 27,916 | 1,886,535 | 1,749,858 | 0 | 136,677 | | 1,886,535 |
| 34 Kandiyohi | 4,094,744 | 31,848 | 511,670 | 58,230 | 4,696,491 | 4,388,654 | 20,260 | 287,578 | | 4,696,491 |
| 35 Kittson | 233,809 | 0 | 69,334 | 6,322 | 309,465 | 267,287 | 0 | 42,178 | | 309,465 |
| 36 Koochiching | 1,147,883 | 0 | 248,439 | 48,569 | 1,444,891 | 1,287,431 | 274 | 157,186 | | 1,444,891 |
| 37 Lac Qui Parle | 344,618 | 0 | 123,772 | 17,317 | 485,706 | 410,829 | 0 | 74,878 | | 485,706 |
| 38 Lake | 467,305 | 0 | 139,819 | 25,395 | 632,519 | 543,904 | 243 | 88,372 | | 632,519 |
| 39 Lake of the Woods | 185,772 | 0 | 88,052 | 8,702 | 282,527 | 231,327 | 0 | 51,200 | | 282,527 |
| 40 Le Sueur | 1,136,764 | 0 | 273,397 | 16,829 | 1,426,990 | 1,273,042 | 230 | 153,717 | | 1,426,990 |
| 42 SWHHS | 4,801,023 | 0 | 907,669 | 101,785 | 5,810,477 | 5,274,819 | 14,627 | 521,031 | | 5,810,477 |
| 43 McLeod | 1,508,023 | 88,573 | 286,722 | 25,404 | 1,908,722 | 1,758,144 | 3,508 | 147,069 | | 1,908,722 |
| 44 Mahnomen | 299,993 | 0 | 175,463 | 30,396 | 505,853 | 397,370 | 0 | 108,483 | | 505,853 |

SUPPLEMENTAL NUTRITION ASSISTANCE PROGRAM (SNAP) COSTS AND REVENUE SHARES

TABLE 6

SNAP PROGRAM COSTS

SNAP PROGRAM REVENUE SHARES

| COUNTY | CENTRALIZED | COUNTY PUBLIC AID | PERSONNEL | NON PERSONNEL | TOTAL | FEDERAL | STATE | COUNTY | MISC | TOTAL |
|---------------------|-------------|----------------------|------------|------------------|-------------|-------------|-----------|------------|------|-------------|
| 45 Marshall | 455,460 | 0 | 234,756 | 25,972 | 716,188 | 577,679 | 16,715 | 121,794 | | 716,188 |
| 46 Faribault Martin | 3,106,561 | 21,426 | 338,585 | 166,855 | 3,633,427 | 3,364,996 | 10,144 | 258,288 | | 3,633,427 |
| 47 Meeker | 1,263,682 | 0 | 257,729 | 32,360 | 1,553,771 | 1,399,750 | 528 | 153,493 | | 1,553,771 |
| 48 Mille Lacs | 1,845,705 | 0 | 342,436 | 14,298 | 2,202,438 | 2,013,647 | 0 | 188,791 | | 2,202,438 |
| 49 Morrison | 2,299,183 | 0 | 457,232 | 36,977 | 2,793,391 | 2,531,885 | 0 | 261,507 | | 2,793,391 |
| 50 Mower | 3,468,382 | 0 | 484,027 | 54,586 | 4,006,995 | 3,719,677 | 2,063 | 285,255 | | 4,006,995 |
| 52 Nicollet | 1,750,624 | 0 | 381,226 | 52,401 | 2,184,251 | 1,945,196 | 22,545 | 216,510 | | 2,184,251 |
| 53 Nobles | 1,686,198 | 0 | 293,879 | 52,338 | 2,032,416 | 1,847,053 | 2,162 | 183,200 | | 2,032,416 |
| 54 Norman | 621,063 | 0 | 88,505 | 26,584 | 736,152 | 675,231 | 103 | 60,818 | | 736,152 |
| 55 Olmsted | 9,940,547 | 0 | 1,904,017 | 530,605 | 12,375,169 | 11,066,505 | 37,309 | 1,271,355 | | 12,375,169 |
| 56 Otter Tail | 3,438,351 | 0 | 784,712 | 162,455 | 4,385,518 | 3,879,068 | 4,541 | 501,909 | | 4,385,518 |
| 57 Pennington | 1,023,038 | 0 | 238,435 | 24,332 | 1,285,805 | 1,146,667 | 0 | 139,138 | | 1,285,805 |
| 58 Pine | 2,777,509 | 7,283 | 407,455 | 87,582 | 3,279,829 | 3,012,677 | 19,490 | 247,662 | | 3,279,829 |
| 60 Polk | 3,229,478 | 0 | 616,814 | 66,678 | 3,912,970 | 3,560,086 | 2,838 | 350,046 | | 3,912,970 |
| 61 Pope | 533,976 | 0 | 159,562 | 20,644 | 714,182 | 618,778 | 0 | 95,404 | | 714,182 |
| 62 Ramsey | 67,764,213 | 341,137 | 8,461,996 | 4,109,063 | 80,676,410 | 73,947,020 | 197,813 | 6,531,577 | | 80,676,410 |
| 63 Red Lake | 274,067 | 0 | 84,306 | (934) | 357,438 | 313,318 | 0 | 44,121 | | 357,438 |
| 65 Renville | 1,163,099 | 0 | 225,570 | 29,226 | 1,417,895 | 1,283,102 | 0 | 134,793 | | 1,417,895 |
| 66 Rice | 3,816,397 | 0 | 670,907 | 39,969 | 4,527,273 | 4,146,095 | 4,884 | 376,294 | | 4,527,273 |
| 68 Roseau | 776,063 | 0 | 219,613 | 13,812 | 1,009,487 | 885,978 | 0 | 123,509 | | 1,009,487 |
| 69 St. Louis | 17,731,481 | 110,897 | 3,298,499 | 580,125 | 21,721,003 | 19,625,968 | 31,476 | 2,063,559 | | 21,721,003 |
| 70 Scott | 5,126,608 | 35,731 | 780,754 | 53,036 | 5,996,129 | 5,568,941 | 24,951 | 402,237 | | 5,996,129 |
| 71 Sherburne | 3,975,105 | 0 | 800,919 | 63,926 | 4,839,950 | 4,375,000 | 6,412 | 458,537 | | 4,839,950 |
| 72 Sibley | 720,194 | 52,135 | 206,902 | 18,313 | 997,543 | 875,212 | 657 | 121,674 | | 997,543 |
| 73 Stearns | 13,180,542 | 0 | 1,686,470 | 342,487 | 15,209,499 | 14,161,758 | 25,305 | 1,022,436 | | 15,209,499 |
| 74 MNPrairie | 5,269,345 | 54,890 | 959,515 | 192,943 | 6,476,693 | 5,867,635 | 16,821 | 592,237 | | 6,476,693 |
| 75 Stevens | 477,986 | 0 | 90,880 | 11,448 | 580,314 | 525,992 | 150 | 54,172 | | 580,314 |
| 76 Swift | 761,006 | 0 | 198,909 | 27,489 | 987,404 | 865,781 | 1,819 | 119,805 | | 987,404 |
| 77 Todd | 1,478,138 | 0 | 403,140 | 34,441 | 1,915,719 | 1,683,964 | 215 | 231,540 | | 1,915,719 |
| 78 Traverse | 364,711 | 0 | 114,124 | 21,993 | 500,828 | 418,641 | 1,252 | 80,935 | | 500,828 |
| 79 Wabasha | 904,271 | 44,083 | 301,903 | 44,307 | 1,294,563 | 1,119,976 | 17,072 | 157,516 | | 1,294,563 |
| 80 Wadena | 1,458,506 | 0 | 212,162 | 12,992 | 1,683,659 | 1,563,378 | 0 | 120,281 | | 1,683,659 |
| 82 Washington | 9,234,249 | 80,684 | 1,343,578 | 270,808 | 10,929,319 | 10,052,715 | 46,074 | 830,530 | | 10,929,319 |
| 83 Watonwan | 601,134 | 4,097 | 160,507 | 51,941 | 817,679 | 705,685 | 3,286 | 108,708 | | 817,679 |
| 84 Wilkin | 691,240 | 57,335 | 120,832 | 13,625 | 883,033 | 833,885 | 1,158 | 47,990 | | 883,033 |
| 85 Winona | 2,438,181 | 14,893 | 671,786 | 107,546 | 3,232,406 | 2,819,928 | 336 | 412,143 | | 3,232,406 |
| 86 Wright | 4,180,221 | 0 | 838,779 | 121,953 | 5,140,953 | 4,646,389 | 19,842 | 474,722 | | 5,140,953 |
| 87 Yellow Medicine | 481,933 | 0 | 159,656 | 29,236 | 670,825 | 570,863 | (3) | 99,965 | | 670,825 |
| TOTALS | 405,696,755 | 2,056,163 | 79,599,338 | 17,256,778 | 504,609,034 | 452,488,074 | 1,265,329 | 50,855,631 | 0 | 504,609,034 |

CHILD SUPPORT ENFORCEMENT (TITLE IV-D) COSTS AND REVENUE SHARES

TABLE 7

CHILD SUPPORT PROGRAM COSTS

CHILD SUPPORT PROGRAM REVENUE SHARES

| COUNTY | CENTRALIZED COUNTY PUBLIC AID | PERSONNEL | NON PERSONNEL | TOTAL | FEDERAL | STATE | COUNTY | MISC | TOTAL |
|----------------------|-------------------------------------|------------|------------------|------------|------------|---------|-----------|------|------------|
| 1 Aitkin | | 475,275 | 33,809 | 509,084 | 368,326 | 4,568 | 136,190 | | 509,084 |
| 2 Anoka | | 5,311,629 | 2,023,172 | 7,334,801 | 5,650,967 | 108,550 | 1,575,284 | | 7,334,801 |
| 3 Becker | | 1,011,577 | 140,846 | 1,152,423 | 825,381 | 8,981 | 318,061 | | 1,152,423 |
| 4 Beltrami | | 977,261 | 193,983 | 1,171,244 | 861,326 | 11,266 | 298,652 | | 1,171,244 |
| 5 Benton | | 853,821 | 166,520 | 1,020,341 | 779,374 | 14,311 | 226,656 | | 1,020,341 |
| 6 Big Stone | | 99,770 | 1,657 | 101,427 | 79,704 | 1,828 | 19,895 | | 101,427 |
| 7 Blue Earth | | 1,124,808 | 179,820 | 1,304,628 | 1,014,144 | 20,096 | 270,388 | | 1,304,628 |
| 8 Brown | | 509,822 | 18,100 | 527,922 | 429,653 | 10,657 | 87,612 | | 527,922 |
| 9 Carlton | | 1,363,661 | (34,091) | 1,329,570 | 963,303 | 11,723 | 354,544 | | 1,329,570 |
| 10 Carver | | 1,183,410 | 28,617 | 1,212,027 | 961,229 | 21,162 | 229,636 | | 1,212,027 |
| 11 Cass | | 868,776 | 52,900 | 921,676 | 652,319 | 5,938 | 263,419 | | 921,676 |
| 12 Chippewa | | 297,350 | 28,876 | 326,226 | 246,824 | 4,415 | 74,987 | | 326,226 |
| 13 Chisago | | 698,747 | (46,419) | 652,328 | 590,745 | 20,553 | 41,030 | | 652,328 |
| 14 Clay | | 1,383,309 | 85,985 | 1,469,294 | 1,116,903 | 19,944 | 332,447 | | 1,469,294 |
| 15 Clearwater | | 188,079 | 12,791 | 200,870 | 152,218 | 2,893 | 45,759 | | 200,870 |
| 16 Cook | | 0 | 131,956 | 131,956 | 94,092 | 1,066 | 36,798 | | 131,956 |
| 18 Crow Wing | | 1,216,748 | 111,600 | 1,328,348 | 1,068,448 | 24,054 | 235,846 | | 1,328,348 |
| 19 Dakota | | 6,158,155 | 1,662,006 | 7,820,161 | 5,990,414 | 106,114 | 1,723,633 | | 7,820,161 |
| 21 Douglas | | 612,808 | 109,363 | 722,171 | 567,061 | 11,723 | 143,387 | | 722,171 |
| 23 Fillmore | | 181,214 | 30,911 | 212,125 | 185,255 | 5,938 | 20,932 | | 212,125 |
| 24 Freeborn | | 637,050 | 8,445 | 645,495 | 524,538 | 12,941 | 108,016 | | 645,495 |
| 25 Goodhue | | 1,056,057 | 173,231 | 1,229,288 | 923,846 | 15,072 | 290,370 | | 1,229,288 |
| 26 Grant | | 134,454 | 93,296 | 227,750 | 167,890 | 2,283 | 57,577 | | 227,750 |
| 27 Hennepin | | 26,239,745 | 5,767,701 | 32,007,446 | 22,954,709 | 238,254 | 8,814,483 | | 32,007,446 |
| 28 Houston | | 309,806 | 66,666 | 376,472 | 278,401 | 4,719 | 93,352 | | 376,472 |
| 29 Hubbard | | 152,661 | (20,500) | 132,161 | 133,453 | 5,938 | (7,230) | | 132,161 |
| 30 Isanti | | 990,985 | 165,787 | 1,156,772 | 899,192 | 17,813 | 239,767 | | 1,156,772 |
| 31 Itasca | | 1,281,427 | 125,837 | 1,407,264 | 1,043,591 | 14,920 | 348,753 | | 1,407,264 |
| 32 DVHHS | | 401,617 | 81,902 | 483,519 | 340,382 | 7,155 | 135,982 | | 483,519 |
| 33 Kanabec | | 474,812 | 49,515 | 524,327 | 401,791 | 7,004 | 115,532 | | 524,327 |
| 34 Kandiyohi | | 1,010,201 | 132,449 | 1,142,650 | 883,028 | 16,442 | 243,180 | | 1,142,650 |
| 35 Kittson | | 85,420 | 4,309 | 89,729 | 66,181 | 1,066 | 22,482 | | 89,729 |
| 36 Koochiching | | 309,358 | 64,522 | 373,880 | 292,093 | 5,784 | 76,003 | | 373,880 |
| 37 Lac Qui Parle | | 89,885 | 7,662 | 97,547 | 80,585 | 2,131 | 14,831 | | 97,547 |
| 38 Lake | | 238,880 | 31,013 | 269,893 | 197,656 | 3,197 | 69,040 | | 269,893 |
| 39 Lake of the Woods | | 67,410 | 9,467 | 76,877 | 57,699 | 913 | 18,265 | | 76,877 |
| 40 Le Sueur | | 555,258 | 42,441 | 597,699 | 472,184 | 10,201 | 115,314 | | 597,699 |
| 42 SWHHS | | 1,099,995 | 170,209 | 1,270,204 | 1,054,203 | 28,774 | 187,227 | | 1,270,204 |
| 43 McLeod | | 538,577 | 18,251 | 556,828 | 477,979 | 14,311 | 64,538 | | 556,828 |
| 44 Mahnomon | | 99,872 | 9,846 | 109,718 | 78,214 | 913 | 30,591 | | 109,718 |

CHILD SUPPORT ENFORCEMENT (TITLE IV-D) COSTS AND REVENUE SHARES

TABLE 7

CHILD SUPPORT PROGRAM COSTS

CHILD SUPPORT PROGRAM REVENUE SHARES

| COUNTY | CENTRALIZED | COUNTY PUBLIC AID | PERSONNEL | NON PERSONNEL | TOTAL | FEDERAL | STATE | COUNTY | MISC | TOTAL |
|---------------------|-------------|----------------------|-------------|------------------|-------------|------------|-----------|------------|------|-------------|
| 45 Marshall | | | 207,028 | 34,474 | 241,502 | 180,196 | 2,893 | 58,413 | | 241,502 |
| 46 Faribault Martin | | | 658,175 | 394,028 | 1,052,203 | 809,131 | 15,225 | 227,847 | | 1,052,203 |
| 47 Meeker | | | 384,868 | 28,621 | 413,489 | 341,442 | 8,679 | 63,368 | | 413,489 |
| 48 Mille Lacs | | | 610,190 | 6,449 | 616,639 | 481,403 | 9,895 | 125,341 | | 616,639 |
| 49 Morrison | | | 763,001 | 21,780 | 784,781 | 619,145 | 12,789 | 152,847 | | 784,781 |
| 50 Mower | | | 1,049,375 | 85,537 | 1,134,912 | 873,043 | 16,442 | 245,427 | | 1,134,912 |
| 52 Nicollet | | | 795,960 | 76,711 | 872,671 | 666,392 | 12,331 | 193,948 | | 872,671 |
| 53 Nobles | | | 326,319 | 5,217 | 331,536 | 288,553 | 8,830 | 34,153 | | 331,536 |
| 54 Norman | | | 104,472 | 12,100 | 116,572 | 94,342 | 2,131 | 20,099 | | 116,572 |
| 55 Olmsted | | | 2,284,180 | 1,152,350 | 3,436,530 | 2,640,987 | 48,565 | 746,978 | | 3,436,530 |
| 56 Otter Tail | | | 1,293,120 | 299,373 | 1,592,493 | 1,170,523 | 16,291 | 405,679 | | 1,592,493 |
| 57 Pennington | | | 470,024 | 40,566 | 510,590 | 375,241 | 5,024 | 130,325 | | 510,590 |
| 58 Pine | | | 845,231 | 22,928 | 868,159 | 662,213 | 12,028 | 193,918 | | 868,159 |
| 60 Polk | | | 855,930 | 92,739 | 948,669 | 712,831 | 12,179 | 223,659 | | 948,669 |
| 61 Pope | | | 188,788 | 9,531 | 198,319 | 157,655 | 3,197 | 37,467 | | 198,319 |
| 62 Ramsey | | | 11,106,151 | 5,262,018 | 16,368,169 | 11,715,660 | 118,902 | 4,533,607 | | 16,368,169 |
| 63 Red Lake | | | 86,840 | 5,723 | 92,563 | 75,093 | 1,674 | 15,796 | | 92,563 |
| 65 Renville | | | 291,300 | 19,852 | 311,152 | 250,978 | 5,784 | 54,390 | | 311,152 |
| 66 Rice | | | 988,931 | 174,654 | 1,163,585 | 813,580 | 17,508 | 332,497 | | 1,163,585 |
| 68 Roseau | | | 363,964 | 17,570 | 381,534 | 287,703 | 5,177 | 88,654 | | 381,534 |
| 69 St. Louis | | | 3,994,229 | 1,110,949 | 5,105,178 | 3,844,579 | 62,419 | 1,198,180 | | 5,105,178 |
| 70 Scott | | | 1,697,223 | 175,505 | 1,872,728 | 1,482,119 | 32,733 | 357,876 | | 1,872,728 |
| 71 Sherburne | | | 1,394,356 | (66,704) | 1,327,652 | 1,138,732 | 33,798 | 155,122 | | 1,327,652 |
| 72 Sibley | | | 297,205 | 8,859 | 306,064 | 242,653 | 5,024 | 58,387 | | 306,064 |
| 73 Stearns | | | 2,082,399 | 282,728 | 2,365,127 | 1,894,249 | 43,085 | 427,793 | | 2,365,127 |
| 74 MNPrairie | | | 1,540,614 | 78,707 | 1,619,321 | 1,299,745 | 31,057 | 288,519 | | 1,619,321 |
| 75 Stevens | | | 81,969 | 3,077 | 85,046 | 68,812 | 1,828 | 14,406 | | 85,046 |
| 76 Swift | | | 218,995 | 13,619 | 232,614 | 184,853 | 3,806 | 43,955 | | 232,614 |
| 77 Todd | | | 466,672 | (6,707) | 459,965 | 370,797 | 8,830 | 80,338 | | 459,965 |
| 78 Traverse | | | 47,671 | 14,226 | 61,897 | 47,811 | 913 | 13,173 | | 61,897 |
| 79 Wabasha | | | 282,928 | (6,848) | 276,080 | 238,067 | 6,851 | 31,162 | | 276,080 |
| 80 Wadena | | | 236,427 | (3,818) | 232,609 | 208,058 | 7,307 | 17,244 | | 232,609 |
| 82 Washington | | | 2,784,985 | 351,013 | 3,135,998 | 2,537,142 | 59,072 | 539,784 | | 3,135,998 |
| 83 Watonwan | | | 260,606 | 94,269 | 354,875 | 282,614 | 5,938 | 66,323 | | 354,875 |
| 84 Wilkin | | | 182,720 | 6,366 | 189,086 | 144,560 | 2,588 | 41,938 | | 189,086 |
| 85 Winona | | | 670,184 | 126,835 | 797,019 | 622,301 | 12,789 | 161,929 | | 797,019 |
| 86 Wright | | | 1,849,821 | (6,593) | 1,843,228 | 1,517,029 | 39,432 | 286,767 | | 1,843,228 |
| 87 Yellow Medicine | | | 211,495 | 7,571 | 219,066 | 174,830 | 3,806 | 40,430 | | 219,066 |
| TOTALS | 0 | 0 | 102,264,036 | 21,879,726 | 124,143,762 | 93,440,368 | 1,522,431 | 29,180,963 | 0 | 124,143,762 |

GROUP RESIDENTIAL HOUSING (GRH) COSTS AND REVENUE SHARES

TABLE 8

GRH PROGRAM COSTS

GRH PROGRAM REVENUE SHARES

| COUNTY | CENTRALIZED PUBLIC AID | COUNTY PERSONNEL | NON PERSONNEL | TOTAL | FEDERAL | STATE | COUNTY | MISC | TOTAL |
|----------------------|---------------------------|---------------------|------------------|------------|---------|------------|-----------|------|------------|
| 1 Aitkin | 203,494 | 16,140 | 1,073 | 220,707 | | 203,494 | 17,213 | | 220,707 |
| 2 Anoka | 4,024,211 | 166,964 | 31,353 | 4,222,528 | | 3,994,381 | 228,148 | | 4,222,528 |
| 3 Becker | 320,183 | 34,185 | 2,965 | 357,333 | | 320,183 | 37,150 | | 357,333 |
| 4 Beltrami | 1,525,720 | 60,419 | 10,478 | 1,596,617 | | 1,525,719 | 70,899 | | 1,596,617 |
| 5 Benton | 869,467 | 30,453 | 4,475 | 904,395 | | 869,467 | 34,928 | | 904,395 |
| 6 Big Stone | 94,755 | 8,622 | 1,112 | 104,489 | | 94,755 | 9,734 | | 104,489 |
| 7 Blue Earth | 1,590,290 | 57,232 | 8,769 | 1,656,291 | | 1,590,290 | 66,001 | | 1,656,291 |
| 8 Brown | 411,981 | 24,099 | 2,451 | 438,531 | | 411,981 | 26,550 | | 438,531 |
| 9 Carlton | 645,150 | 53,817 | 4,547 | 703,514 | | 645,150 | 58,364 | | 703,514 |
| 10 Carver | 844,357 | 42,697 | 985 | 888,039 | | 844,331 | 43,708 | | 888,039 |
| 11 Cass | 558,328 | 33,367 | 2,327 | 594,022 | | 558,328 | 35,694 | | 594,022 |
| 12 Chippewa | 176,101 | 15,885 | 2,087 | 194,073 | | 176,101 | 17,972 | | 194,073 |
| 13 Chisago | 450,229 | 36,323 | 1,346 | 487,898 | | 447,465 | 40,433 | | 487,898 |
| 14 Clay | 1,875,095 | 51,791 | 4,062 | 1,930,948 | | 1,875,095 | 55,853 | | 1,930,948 |
| 15 Clearwater | 70,009 | 13,780 | 1,154 | 84,943 | | 70,009 | 14,934 | | 84,943 |
| 16 Cook | 41,958 | 10,369 | 1,261 | 53,588 | | 41,958 | 11,630 | | 53,588 |
| 18 Crow Wing | 1,244,158 | 63,792 | 5,701 | 1,313,651 | | 1,244,158 | 69,493 | | 1,313,651 |
| 19 Dakota | 4,818,015 | 71,101 | 6,542 | 4,895,658 | | 4,818,015 | 77,643 | | 4,895,658 |
| 21 Douglas | 575,619 | 28,030 | 4,616 | 608,265 | | 575,619 | 32,646 | | 608,265 |
| 23 Fillmore | 237,473 | 17,238 | 979 | 255,690 | | 237,473 | 18,217 | | 255,690 |
| 24 Freeborn | 363,064 | 25,638 | 2,448 | 391,150 | | 363,064 | 28,086 | | 391,150 |
| 25 Goodhue | 521,646 | 43,416 | 4,064 | 569,126 | | 521,646 | 47,480 | | 569,126 |
| 26 Grant | 72,345 | 8,312 | 2,558 | 83,215 | | 72,345 | 10,870 | | 83,215 |
| 27 Hennepin | 59,573,785 | 1,564,610 | 380,969 | 61,519,364 | | 59,572,792 | 1,946,572 | | 61,519,364 |
| 28 Houston | 265,648 | 13,704 | 2,090 | 281,442 | | 265,648 | 15,794 | | 281,442 |
| 29 Hubbard | 196,704 | 18,574 | 1,608 | 216,886 | | 196,704 | 20,182 | | 216,886 |
| 30 Isanti | 880,141 | 26,225 | 3,024 | 909,390 | | 879,804 | 29,587 | | 909,390 |
| 31 Itasca | 857,231 | 43,470 | 2,962 | 903,663 | | 857,231 | 46,432 | | 903,663 |
| 32 DVHHS | 342,222 | 22,371 | 3,669 | 368,262 | | 342,222 | 26,040 | | 368,262 |
| 33 Kanabec | 360,600 | 15,921 | 1,964 | 378,485 | | 360,600 | 17,885 | | 378,485 |
| 34 Kandiyohi | 899,547 | 32,001 | 3,527 | 935,075 | | 899,547 | 35,528 | | 935,075 |
| 35 Kittson | 96,590 | 4,564 | 270 | 101,424 | | 96,590 | 4,834 | | 101,424 |
| 36 Koochiching | 200,601 | 17,183 | 3,360 | 221,144 | | 200,601 | 20,543 | | 221,144 |
| 37 Lac Qui Parle | 109,117 | 8,551 | 741 | 118,409 | | 109,117 | 9,292 | | 118,409 |
| 38 Lake | 182,278 | 9,606 | 1,585 | 193,469 | | 182,278 | 11,191 | | 193,469 |
| 39 Lake of the Woods | 49,693 | 6,085 | 620 | 56,398 | | 49,693 | 6,705 | | 56,398 |
| 40 Le Sueur | 478,556 | 18,793 | 1,179 | 498,528 | | 478,556 | 19,972 | | 498,528 |
| 42 SWHHS | 1,090,889 | 61,147 | 5,771 | 1,157,807 | | 1,090,889 | 66,918 | | 1,157,807 |
| 43 McLeod | 302,863 | 19,707 | 1,165 | 323,735 | | 302,863 | 20,872 | | 323,735 |
| 44 Mahnomen | 91,622 | 12,073 | 931 | 104,626 | | 91,622 | 13,004 | | 104,626 |

GROUP RESIDENTIAL HOUSING (GRH) COSTS AND REVENUE SHARES

TABLE 8

| GRH PROGRAM COSTS | | | | | | GRH PROGRAM REVENUE SHARES | | | | |
|---------------------|---------------------------|---------------------|------------------|-----------|-------------|----------------------------|-------------|-----------|------|-------------|
| COUNTY | CENTRALIZED PUBLIC AID | COUNTY PERSONNEL | NON PERSONNEL | TOTAL | | FEDERAL | STATE | COUNTY | MISC | TOTAL |
| 45 Marshall | 130,086 | | 12,650 | 1,063 | 143,799 | | 130,086 | 13,713 | | 143,799 |
| 46 Faribault Martin | 522,022 | | 22,083 | 8,328 | 552,433 | | 522,022 | 30,411 | | 552,433 |
| 47 Meeker | 361,632 | | 17,745 | 2,196 | 381,573 | | 361,632 | 19,941 | | 381,573 |
| 48 Mille Lacs | 400,681 | | 23,755 | 980 | 425,416 | | 400,681 | 24,735 | | 425,416 |
| 49 Morrison | 709,718 | | 31,699 | 2,531 | 743,948 | | 709,718 | 34,230 | | 743,948 |
| 50 Mower | 726,958 | | 33,250 | 3,817 | 764,025 | | 726,958 | 37,067 | | 764,025 |
| 52 Nicollet | 402,199 | | 21,708 | 2,914 | 426,821 | | 402,199 | 24,622 | | 426,821 |
| 53 Nobles | 238,144 | | 20,335 | 3,605 | 262,084 | | 238,144 | 23,940 | | 262,084 |
| 54 Norman | 73,290 | | 5,959 | 1,767 | 81,016 | | 73,290 | 7,726 | | 81,016 |
| 55 Olmsted | 4,225,905 | | 128,442 | 34,431 | 4,388,778 | | 4,225,905 | 162,873 | | 4,388,778 |
| 56 Otter Tail | 857,407 | | 53,941 | 10,028 | 921,376 | | 857,407 | 63,969 | | 921,376 |
| 57 Pennington | 240,334 | | 16,463 | 1,658 | 258,455 | | 240,334 | 18,121 | | 258,455 |
| 58 Pine | 555,797 | | 25,194 | 1,996 | 582,987 | | 555,797 | 27,190 | | 582,987 |
| 60 Polk | 431,800 | | 42,402 | 4,209 | 478,411 | | 431,800 | 46,611 | | 478,411 |
| 61 Pope | 160,909 | | 10,941 | 1,540 | 173,390 | | 160,909 | 12,481 | | 173,390 |
| 62 Ramsey | 13,234,525 | | 706,798 | 348,887 | 14,290,210 | | 13,234,254 | 1,055,956 | | 14,290,210 |
| 63 Red Lake | 64,315 | | 5,734 | (19) | 70,030 | | 64,315 | 5,715 | | 70,030 |
| 65 Renville | 207,874 | | 15,463 | 2,026 | 225,363 | | 207,874 | 17,489 | | 225,363 |
| 66 Rice | 1,091,129 | | 46,381 | 2,701 | 1,140,211 | | 1,091,129 | 49,082 | | 1,140,211 |
| 68 Roseau | 128,130 | | 15,148 | 938 | 144,216 | | 128,130 | 16,086 | | 144,216 |
| 69 St. Louis | 6,883,427 | | 374,619 | 65,487 | 7,323,533 | | 6,882,835 | 440,697 | | 7,323,533 |
| 70 Scott | 818,689 | | 17,000 | 1,053 | 836,742 | | 818,689 | 18,053 | | 836,742 |
| 71 Sherburne | 653,678 | | 54,982 | 3,011 | 711,671 | | 653,678 | 57,993 | | 711,671 |
| 72 Sibley | 183,055 | | 14,252 | 1,244 | 198,551 | | 183,055 | 15,496 | | 198,551 |
| 73 Stearns | 3,684,506 | | 138,296 | 25,228 | 3,848,030 | | 3,684,506 | 163,524 | | 3,848,030 |
| 74 MNPrairie | 1,448,643 | | 66,008 | 10,997 | 1,525,648 | | 1,448,643 | 77,005 | | 1,525,648 |
| 75 Stevens | 155,666 | | 6,368 | 771 | 162,805 | | 155,666 | 7,139 | | 162,805 |
| 76 Swift | 156,979 | | 13,717 | 1,904 | 172,600 | | 156,979 | 15,621 | | 172,600 |
| 77 Todd | 467,637 | | 27,822 | 2,415 | 497,874 | | 467,637 | 30,237 | | 497,874 |
| 78 Traverse | 44,463 | | 6,765 | 1,311 | 52,539 | | 44,463 | 8,076 | | 52,539 |
| 79 Wabasha | 258,147 | | 16,648 | 2,570 | 277,365 | | 258,147 | 19,218 | | 277,365 |
| 80 Wadena | 388,185 | | 14,619 | 759 | 403,563 | | 388,185 | 15,378 | | 403,563 |
| 82 Washington | 1,810,728 | | 86,358 | 8,582 | 1,905,668 | | 1,810,728 | 94,940 | | 1,905,668 |
| 83 Watonwan | 111,596 | | 11,041 | 2,872 | 125,509 | | 111,596 | 13,913 | | 125,509 |
| 84 Wilkin | 98,405 | | 8,345 | 938 | 107,688 | | 98,405 | 9,283 | | 107,688 |
| 85 Winona | 985,144 | | 46,314 | 6,948 | 1,038,406 | | 985,144 | 53,262 | | 1,038,406 |
| 86 Wright | 919,645 | | 20,856 | 1,733 | 942,234 | | 919,095 | 23,139 | | 942,234 |
| 87 Yellow Medicine | 110,010 | | 10,994 | 2,065 | 123,069 | | 110,010 | 13,059 | | 123,069 |
| TOTALS | 131,453,189 | 0 | 4,999,350 | 1,098,272 | 137,550,811 | 0 | 131,417,824 | 6,132,987 | 0 | 137,550,811 |

HEALTH PROGRAMS

Table 9 - Total Health Programs Costs and Revenue Shares

Table 10 - Medical Assistance Costs and Revenue Shares

TOTAL HEALTH PROGRAMS COSTS AND REVENUE SHARES

TABLE 9

HEALTH PROGRAMS COSTS

HEALTH PROGRAMS REVENUE SHARES

| COUNTY | CENTRALIZED | COUNTY PUBLIC AID | PERSONNEL | NON PERSONNEL | TOTAL | FEDERAL | STATE | COUNTY | MISC | TOTAL |
|----------------------|---------------|----------------------|------------|------------------|---------------|---------------|---------------|------------|------|---------------|
| 1 Aitkin | 37,351,564 | 0 | 426,797 | 28,751 | 37,807,112 | 18,934,754 | 18,675,782 | 196,576 | | 37,807,112 |
| 2 Anoka | 499,055,946 | 1,277 | 6,568,235 | 1,284,651 | 506,910,109 | 254,326,547 | 249,558,436 | 3,025,127 | | 506,910,109 |
| 3 Becker | 72,808,528 | 0 | 914,990 | 76,829 | 73,800,347 | 36,966,640 | 36,404,264 | 429,443 | | 73,800,347 |
| 4 Beltrami | 140,507,317 | 0 | 1,701,039 | 333,086 | 142,541,442 | 71,402,209 | 70,270,368 | 868,865 | | 142,541,442 |
| 5 Benton | 71,810,139 | 17,744 | 832,077 | 123,078 | 72,783,038 | 36,434,710 | 35,917,329 | 430,999 | | 72,783,038 |
| 6 Big Stone | 14,283,970 | 8,820 | 227,737 | 30,168 | 14,550,695 | 7,285,839 | 7,141,985 | 122,871 | | 14,550,695 |
| 7 Blue Earth | 92,441,293 | 0 | 1,528,938 | 246,844 | 94,217,076 | 47,219,383 | 46,230,369 | 767,324 | | 94,217,076 |
| 8 Brown | 38,267,696 | 0 | 643,453 | 72,476 | 38,983,625 | 19,536,867 | 19,133,848 | 312,910 | | 38,983,625 |
| 9 Carlton | 74,816,509 | 3,822 | 1,439,919 | 120,296 | 76,380,546 | 38,263,805 | 37,408,255 | 708,487 | | 76,380,546 |
| 10 Carver | 86,842,516 | 0 | 1,139,448 | 30,713 | 88,012,677 | 44,085,108 | 43,421,258 | 506,311 | | 88,012,677 |
| 11 Cass | 82,507,744 | 0 | 888,445 | 86,292 | 83,482,481 | 41,797,420 | 41,267,579 | 417,482 | | 83,482,481 |
| 12 Chippewa | 23,886,550 | 0 | 420,952 | 57,180 | 24,364,682 | 12,207,348 | 11,943,275 | 214,059 | | 24,364,682 |
| 13 Chisago | 68,379,001 | 0 | 965,764 | 58,223 | 69,402,988 | 34,769,992 | 34,200,992 | 432,004 | | 69,402,988 |
| 14 Clay | 114,008,239 | 0 | 1,433,663 | 116,828 | 115,558,730 | 57,864,369 | 57,026,505 | 667,856 | | 115,558,730 |
| 15 Clearwater | 20,049,699 | 33,364 | 365,234 | 41,153 | 20,489,450 | 10,246,273 | 10,024,850 | 218,328 | | 20,489,450 |
| 16 Cook | 10,123,616 | 0 | 275,032 | 33,011 | 10,431,659 | 5,234,171 | 5,061,808 | 135,680 | | 10,431,659 |
| 18 Crow Wing | 119,831,958 | 0 | 1,716,621 | 156,353 | 121,704,932 | 60,952,957 | 59,926,837 | 825,139 | | 121,704,932 |
| 19 Dakota | 510,917,324 | 0 | 8,203,409 | 1,039,982 | 520,160,714 | 261,099,877 | 255,478,423 | 3,582,414 | | 520,160,714 |
| 21 Douglas | 54,527,831 | 0 | 761,883 | 134,162 | 55,423,876 | 27,765,767 | 27,268,533 | 389,576 | | 55,423,876 |
| 23 Fillmore | 33,928,113 | 3,180 | 459,283 | 31,863 | 34,422,440 | 17,246,063 | 16,964,057 | 212,321 | | 34,422,440 |
| 24 Freeborn | 56,859,343 | 0 | 680,591 | 67,984 | 57,607,917 | 28,849,915 | 28,429,672 | 328,331 | | 57,607,917 |
| 25 Goodhue | 60,654,985 | 0 | 1,164,641 | 128,253 | 61,947,879 | 31,035,678 | 30,327,493 | 584,709 | | 61,947,879 |
| 26 Grant | 11,859,490 | 0 | 222,046 | 66,093 | 12,147,628 | 6,082,949 | 5,929,745 | 134,934 | | 12,147,628 |
| 27 Hennepin | 2,547,225,679 | 0 | 25,499,663 | 6,114,084 | 2,578,839,426 | 1,290,665,706 | 1,273,659,025 | 14,514,695 | | 2,578,839,426 |
| 28 Houston | 25,960,296 | 0 | 363,870 | 59,146 | 26,383,312 | 13,215,415 | 12,980,148 | 187,749 | | 26,383,312 |
| 29 Hubbard | 41,559,173 | 0 | 488,080 | 55,817 | 42,103,070 | 21,083,243 | 20,779,587 | 240,241 | | 42,103,070 |
| 30 Isanti | 58,973,298 | 22,599 | 723,377 | 87,720 | 59,806,994 | 29,936,131 | 29,493,893 | 376,970 | | 59,806,994 |
| 31 Itasca | 99,677,704 | 4,484 | 1,993,757 | 136,199 | 101,812,144 | 50,570,797 | 49,852,458 | 1,388,889 | | 101,812,144 |
| 32 DVHHS | 41,016,513 | 64,992 | 600,022 | 122,395 | 41,803,923 | 20,893,924 | 20,508,257 | 401,743 | | 41,803,923 |
| 33 Kanabec | 33,370,974 | 10,575 | 421,945 | 52,220 | 33,855,714 | 16,949,446 | 16,685,487 | 220,781 | | 33,855,714 |
| 34 Kandiyohi | 84,611,385 | 129,566 | 877,797 | 110,102 | 85,728,849 | 42,859,589 | 42,320,278 | 548,983 | | 85,728,849 |
| 35 Kittson | 10,030,249 | 0 | 125,320 | 10,349 | 10,165,918 | 5,088,206 | 5,015,125 | 62,588 | | 10,165,918 |
| 36 Koochiching | 34,679,408 | 0 | 454,935 | 89,029 | 35,223,372 | 17,644,106 | 17,339,704 | 239,562 | | 35,223,372 |
| 37 Lac Qui Parle | 18,091,819 | 0 | 227,041 | 24,436 | 18,343,296 | 9,188,081 | 9,045,910 | 109,306 | | 18,343,296 |
| 38 Lake | 17,977,028 | 0 | 256,027 | 44,735 | 18,277,790 | 9,149,610 | 8,988,514 | 139,666 | | 18,277,790 |
| 39 Lake of the Woods | 7,238,010 | 0 | 161,264 | 15,814 | 7,415,089 | 3,719,375 | 3,619,005 | 76,709 | | 7,415,089 |
| 40 Le Sueur | 35,249,934 | 4,970 | 709,486 | 89,202 | 36,053,591 | 18,082,705 | 17,624,967 | 345,919 | | 36,053,591 |
| 42 SWHHS | 143,053,340 | 54,249 | 1,873,844 | 269,532 | 145,250,965 | 72,716,232 | 71,540,136 | 994,597 | | 145,250,965 |
| 43 McLeod | 51,398,712 | 10,151 | 525,553 | 47,054 | 51,981,470 | 26,025,041 | 25,699,356 | 257,073 | | 51,981,470 |
| 44 Mahnomon | 23,269,136 | 0 | 337,770 | 25,362 | 23,632,269 | 11,837,804 | 11,634,568 | 159,897 | | 23,632,269 |

TOTAL HEALTH PROGRAMS COSTS AND REVENUE SHARES

TABLE 9

| HEALTH PROGRAMS COSTS | | | | | | HEALTH PROGRAMS REVENUE SHARES | | | | |
|-----------------------|---------------|----------------------|-------------|------------------|---------------|--------------------------------|---------------|------------|------|---------------|
| COUNTY | CENTRALIZED | COUNTY PUBLIC AID | PERSONNEL | NON PERSONNEL | TOTAL | FEDERAL | STATE | COUNTY | MISC | TOTAL |
| 45 Marshall | 16,493,843 | 0 | 364,561 | 33,380 | 16,891,784 | 8,465,798 | 8,263,637 | 162,350 | | 16,891,784 |
| 46 Faribault Martin | 69,740,816 | 0 | 598,130 | 246,045 | 70,584,991 | 35,332,401 | 34,880,350 | 372,241 | | 70,584,991 |
| 47 Meeker | 35,768,356 | 0 | 472,692 | 72,718 | 36,313,766 | 18,188,286 | 17,884,178 | 241,302 | | 36,313,766 |
| 48 Mille Lacs | 65,982,373 | 0 | 626,867 | 26,203 | 66,635,442 | 33,365,058 | 32,991,187 | 279,198 | | 66,635,442 |
| 49 Morrison | 64,388,355 | 7,180 | 836,950 | 67,883 | 65,300,368 | 32,701,161 | 32,194,178 | 405,030 | | 65,300,368 |
| 50 Mower | 73,531,746 | 0 | 889,395 | 96,730 | 74,517,871 | 37,321,674 | 36,765,873 | 430,324 | | 74,517,871 |
| 52 Nicollet | 39,278,614 | 26,531 | 719,435 | 85,390 | 40,109,970 | 20,096,574 | 19,652,760 | 360,636 | | 40,109,970 |
| 53 Nobles | 36,539,713 | 19,481 | 538,004 | 95,956 | 37,193,154 | 18,627,931 | 18,269,857 | 295,367 | | 37,193,154 |
| 54 Norman | 16,682,840 | 0 | 268,106 | 49,067 | 17,000,013 | 8,539,711 | 8,341,420 | 118,882 | | 17,000,013 |
| 55 Olmsted | 192,508,671 | 0 | 3,433,323 | 934,228 | 196,876,222 | 98,692,716 | 96,272,100 | 1,911,406 | | 196,876,222 |
| 56 Otter Tail | 110,997,046 | 0 | 1,440,215 | 265,015 | 112,702,276 | 56,440,867 | 55,498,523 | 762,886 | | 112,702,276 |
| 57 Pennington | 23,336,677 | 0 | 436,836 | 44,361 | 23,817,874 | 11,939,478 | 11,668,339 | 210,058 | | 23,817,874 |
| 58 Pine | 59,255,244 | 0 | 692,845 | 165,382 | 60,113,471 | 30,099,915 | 29,646,018 | 367,538 | | 60,113,471 |
| 60 Polk | 74,204,502 | 0 | 1,133,189 | 116,530 | 75,454,221 | 37,803,993 | 37,102,251 | 547,977 | | 75,454,221 |
| 61 Pope | 20,144,519 | 0 | 293,211 | 56,610 | 20,494,340 | 10,264,842 | 10,072,260 | 157,239 | | 20,494,340 |
| 62 Ramsey | 1,374,209,359 | 0 | 10,544,559 | 5,140,272 | 1,389,894,190 | 695,442,985 | 687,153,299 | 7,297,907 | | 1,389,894,190 |
| 63 Red Lake | 7,208,245 | 0 | 177,447 | (1,701) | 7,383,991 | 3,706,494 | 3,604,123 | 73,375 | | 7,383,991 |
| 65 Renville | 28,966,670 | 0 | 413,574 | 53,489 | 29,433,733 | 14,746,369 | 14,483,335 | 204,029 | | 29,433,733 |
| 66 Rice | 81,654,457 | 0 | 1,228,745 | 77,522 | 82,960,724 | 41,577,910 | 40,827,229 | 555,586 | | 82,960,724 |
| 68 Roseau | 26,566,673 | 0 | 402,189 | 26,542 | 26,995,403 | 13,524,559 | 13,283,337 | 187,508 | | 26,995,403 |
| 69 St. Louis | 443,582,410 | 0 | 4,286,742 | 747,866 | 448,617,018 | 224,535,981 | 221,818,206 | 2,262,831 | | 448,617,018 |
| 70 Scott | 146,599,430 | 0 | 1,661,054 | 246,182 | 148,506,666 | 74,469,850 | 73,316,533 | 720,283 | | 148,506,666 |
| 71 Sherburne | 102,779,807 | 1,197 | 1,472,288 | 90,100 | 104,343,392 | 52,270,380 | 51,389,904 | 683,109 | | 104,343,392 |
| 72 Sibley | 23,938,142 | 50,033 | 379,808 | 33,784 | 24,401,766 | 12,199,429 | 11,969,071 | 233,266 | | 24,401,766 |
| 73 Stearns | 256,321,668 | 54,353 | 2,568,064 | 420,671 | 259,364,756 | 129,973,035 | 128,169,908 | 1,221,813 | | 259,364,756 |
| 74 MNPrairie | 103,922,438 | 0 | 1,845,534 | 309,175 | 106,077,147 | 53,181,884 | 51,973,232 | 922,031 | | 106,077,147 |
| 75 Stevens | 13,975,262 | 0 | 166,116 | 21,057 | 14,162,435 | 7,091,257 | 6,987,631 | 83,547 | | 14,162,435 |
| 76 Swift | 20,270,942 | 0 | 364,303 | 50,584 | 20,685,830 | 10,364,231 | 10,135,471 | 186,128 | | 20,685,830 |
| 77 Todd | 58,114,993 | 195 | 738,142 | 62,973 | 58,916,303 | 29,500,700 | 29,057,497 | 358,107 | | 58,916,303 |
| 78 Traverse | 10,008,847 | 2,208 | 195,914 | 37,495 | 10,244,464 | 5,122,438 | 5,004,424 | 117,603 | | 10,244,464 |
| 79 Wabasha | 28,766,079 | 0 | 473,858 | 71,020 | 29,310,957 | 14,686,751 | 14,399,770 | 224,437 | | 29,310,957 |
| 80 Wadena | 38,804,784 | 0 | 389,896 | 22,432 | 39,217,111 | 19,634,308 | 19,402,392 | 180,411 | | 39,217,111 |
| 82 Washington | 233,224,843 | 0 | 3,146,634 | 341,157 | 236,712,634 | 118,715,212 | 116,628,199 | 1,369,223 | | 236,712,634 |
| 83 Watonwan | 20,134,209 | 0 | 294,889 | 83,636 | 20,512,734 | 10,274,674 | 10,070,344 | 167,717 | | 20,512,734 |
| 84 Wilkin | 13,203,960 | 0 | 221,511 | 24,949 | 13,450,421 | 6,739,931 | 6,601,980 | 108,510 | | 13,450,421 |
| 85 Winona | 65,239,012 | 0 | 1,230,717 | 198,019 | 66,667,749 | 33,416,563 | 32,619,506 | 631,680 | | 66,667,749 |
| 86 Wright | 136,260,473 | 27,473 | 1,709,984 | 181,448 | 138,179,378 | 69,246,249 | 68,145,060 | 788,069 | | 138,179,378 |
| 87 Yellow Medicine | 22,845,266 | 1,470 | 292,339 | 53,688 | 23,192,763 | 11,613,641 | 11,422,633 | 156,489 | | 23,192,763 |
| TOTALS | 9,724,553,313 | 559,914 | 115,568,008 | 22,365,325 | 9,863,046,560 | 4,939,149,271 | 4,862,764,088 | 61,133,202 | 0 | 9,863,046,560 |

MEDICAL ASSISTANCE (MA) COSTS AND REVENUE SHARES

TABLE 10

MA PROGRAM COSTS

MA PROGRAM REVENUE SHARES

| COUNTY | CENTRALIZED | COUNTY PUBLIC AID | PERSONNEL | NON PERSONNEL | TOTAL | FEDERAL | STATE | COUNTY | MISC | TOTAL |
|----------------------|---------------|----------------------|------------|------------------|---------------|---------------|---------------|------------|------|---------------|
| 1 Aitkin | 37,351,564 | 0 | 426,797 | 28,751 | 37,807,112 | 18,934,754 | 18,675,782 | 196,576 | | 37,807,112 |
| 2 Anoka | 499,055,946 | 1,277 | 6,568,235 | 1,284,651 | 506,910,109 | 254,326,547 | 249,558,436 | 3,025,127 | | 506,910,109 |
| 3 Becker | 72,808,528 | 0 | 914,990 | 76,829 | 73,800,347 | 36,966,640 | 36,404,264 | 429,443 | | 73,800,347 |
| 4 Beltrami | 140,507,317 | 0 | 1,701,039 | 333,086 | 142,541,442 | 71,402,209 | 70,270,368 | 868,865 | | 142,541,442 |
| 5 Benton | 71,810,139 | 17,744 | 832,077 | 123,078 | 72,783,038 | 36,434,710 | 35,917,329 | 430,999 | | 72,783,038 |
| 6 Big Stone | 14,283,970 | 8,820 | 227,737 | 30,168 | 14,550,695 | 7,285,839 | 7,141,985 | 122,871 | | 14,550,695 |
| 7 Blue Earth | 92,441,293 | 0 | 1,528,938 | 246,844 | 94,217,076 | 47,219,383 | 46,230,369 | 767,324 | | 94,217,076 |
| 8 Brown | 38,267,696 | 0 | 643,453 | 72,476 | 38,983,625 | 19,536,867 | 19,133,848 | 312,910 | | 38,983,625 |
| 9 Carlton | 74,816,509 | 3,822 | 1,439,919 | 120,296 | 76,380,546 | 38,263,805 | 37,408,255 | 708,487 | | 76,380,546 |
| 10 Carver | 86,842,516 | 0 | 1,139,448 | 30,713 | 88,012,677 | 44,085,108 | 43,421,258 | 506,311 | | 88,012,677 |
| 11 Cass | 82,507,744 | 0 | 888,445 | 86,292 | 83,482,481 | 41,797,420 | 41,267,579 | 417,482 | | 83,482,481 |
| 12 Chippewa | 23,886,550 | 0 | 420,952 | 57,180 | 24,364,682 | 12,207,348 | 11,943,275 | 214,059 | | 24,364,682 |
| 13 Chisago | 68,379,001 | 0 | 965,764 | 58,223 | 69,402,988 | 34,769,992 | 34,200,992 | 432,004 | | 69,402,988 |
| 14 Clay | 114,008,239 | 0 | 1,433,663 | 116,828 | 115,558,730 | 57,864,369 | 57,026,505 | 667,856 | | 115,558,730 |
| 15 Clearwater | 20,049,699 | 33,364 | 365,234 | 41,153 | 20,489,450 | 10,246,273 | 10,024,850 | 218,328 | | 20,489,450 |
| 16 Cook | 10,123,616 | 0 | 275,032 | 33,011 | 10,431,659 | 5,234,171 | 5,061,808 | 135,680 | | 10,431,659 |
| 18 Crow Wing | 119,831,958 | 0 | 1,716,621 | 156,353 | 121,704,932 | 60,952,957 | 59,926,837 | 825,139 | | 121,704,932 |
| 19 Dakota | 510,917,324 | 0 | 8,203,409 | 1,039,982 | 520,160,714 | 261,099,877 | 255,478,423 | 3,582,414 | | 520,160,714 |
| 21 Douglas | 54,527,831 | 0 | 761,883 | 134,162 | 55,423,876 | 27,765,767 | 27,268,533 | 389,576 | | 55,423,876 |
| 23 Fillmore | 33,928,113 | 3,180 | 459,283 | 31,863 | 34,422,440 | 17,246,063 | 16,964,057 | 212,321 | | 34,422,440 |
| 24 Freeborn | 56,859,343 | 0 | 680,591 | 67,984 | 57,607,917 | 28,849,915 | 28,429,672 | 328,331 | | 57,607,917 |
| 25 Goodhue | 60,654,985 | 0 | 1,164,641 | 128,253 | 61,947,879 | 31,035,678 | 30,327,493 | 584,709 | | 61,947,879 |
| 26 Grant | 11,859,490 | 0 | 222,046 | 66,093 | 12,147,628 | 6,082,949 | 5,929,745 | 134,934 | | 12,147,628 |
| 27 Hennepin | 2,547,225,679 | 0 | 25,499,663 | 6,114,084 | 2,578,839,426 | 1,290,665,706 | 1,273,659,025 | 14,514,695 | | 2,578,839,426 |
| 28 Houston | 25,960,296 | 0 | 363,870 | 59,146 | 26,383,312 | 13,215,415 | 12,980,148 | 187,749 | | 26,383,312 |
| 29 Hubbard | 41,559,173 | 0 | 488,080 | 55,817 | 42,103,070 | 21,083,243 | 20,779,587 | 240,241 | | 42,103,070 |
| 30 Isanti | 58,973,298 | 22,599 | 723,377 | 87,720 | 59,806,994 | 29,936,131 | 29,493,893 | 376,970 | | 59,806,994 |
| 31 Itasca | 99,677,704 | 4,484 | 1,993,757 | 136,199 | 101,812,144 | 50,570,797 | 49,852,458 | 1,388,889 | | 101,812,144 |
| 32 DVHHS | 41,016,513 | 64,992 | 600,022 | 122,395 | 41,803,923 | 20,893,924 | 20,508,257 | 401,743 | | 41,803,923 |
| 33 Kanabec | 33,370,974 | 10,575 | 421,945 | 52,220 | 33,855,714 | 16,949,446 | 16,685,487 | 220,781 | | 33,855,714 |
| 34 Kandiyohi | 84,611,385 | 129,566 | 877,797 | 110,102 | 85,728,849 | 42,859,589 | 42,320,278 | 548,983 | | 85,728,849 |
| 35 Kittson | 10,030,249 | 0 | 125,320 | 10,349 | 10,165,918 | 5,088,206 | 5,015,125 | 62,588 | | 10,165,918 |
| 36 Koochiching | 34,679,408 | 0 | 454,935 | 89,029 | 35,223,372 | 17,644,106 | 17,339,704 | 239,562 | | 35,223,372 |
| 37 Lac Qui Parle | 18,091,819 | 0 | 227,041 | 24,436 | 18,343,296 | 9,188,081 | 9,045,910 | 109,306 | | 18,343,296 |
| 38 Lake | 17,977,028 | 0 | 256,027 | 44,735 | 18,277,790 | 9,149,610 | 8,988,514 | 139,666 | | 18,277,790 |
| 39 Lake of the Woods | 7,238,010 | 0 | 161,264 | 15,814 | 7,415,089 | 3,719,375 | 3,619,005 | 76,709 | | 7,415,089 |
| 40 Le Sueur | 35,249,934 | 4,970 | 709,486 | 89,202 | 36,053,591 | 18,082,705 | 17,624,967 | 345,919 | | 36,053,591 |
| 42 SWHHS | 143,053,340 | 54,249 | 1,873,844 | 269,532 | 145,250,965 | 72,716,232 | 71,540,136 | 994,597 | | 145,250,965 |
| 43 McLeod | 51,398,712 | 10,151 | 525,553 | 47,054 | 51,981,470 | 26,025,041 | 25,699,356 | 257,073 | | 51,981,470 |
| 44 Mahanomen | 23,269,136 | 0 | 337,770 | 25,362 | 23,632,269 | 11,837,804 | 11,634,568 | 159,897 | | 23,632,269 |

MEDICAL ASSISTANCE (MA) COSTS AND REVENUE SHARES

TABLE 10

MA PROGRAM COSTS

MA PROGRAM REVENUE SHARES

| COUNTY | CENTRALIZED | COUNTY PUBLIC AID | PERSONNEL | NON PERSONNEL | TOTAL | FEDERAL | STATE | COUNTY | MISC | TOTAL |
|---------------------|----------------------|----------------------|--------------------|-------------------|----------------------|----------------------|----------------------|-------------------|----------|----------------------|
| 45 Marshall | 16,493,843 | 0 | 364,561 | 33,380 | 16,891,784 | 8,465,798 | 8,263,637 | 162,350 | | 16,891,784 |
| 46 Faribault Martin | 69,740,816 | 0 | 598,130 | 246,045 | 70,584,991 | 35,332,401 | 34,880,350 | 372,241 | | 70,584,991 |
| 47 Meeker | 35,768,356 | 0 | 472,692 | 72,718 | 36,313,766 | 18,188,286 | 17,884,178 | 241,302 | | 36,313,766 |
| 48 Mille Lacs | 65,982,373 | 0 | 626,867 | 26,203 | 66,635,442 | 33,365,058 | 32,991,187 | 279,198 | | 66,635,442 |
| 49 Morrison | 64,388,355 | 7,180 | 836,950 | 67,883 | 65,300,368 | 32,701,161 | 32,194,178 | 405,030 | | 65,300,368 |
| 50 Mower | 73,531,746 | 0 | 889,395 | 96,730 | 74,517,871 | 37,321,674 | 36,765,873 | 430,324 | | 74,517,871 |
| 52 Nicollet | 39,278,614 | 26,531 | 719,435 | 85,390 | 40,109,970 | 20,096,574 | 19,652,760 | 360,636 | | 40,109,970 |
| 53 Nobles | 36,539,713 | 19,481 | 538,004 | 95,956 | 37,193,154 | 18,627,931 | 18,269,857 | 295,367 | | 37,193,154 |
| 54 Norman | 16,682,840 | 0 | 268,106 | 49,067 | 17,000,013 | 8,539,711 | 8,341,420 | 118,882 | | 17,000,013 |
| 55 Olmsted | 192,508,671 | 0 | 3,433,323 | 934,228 | 196,876,222 | 98,692,716 | 96,272,100 | 1,911,406 | | 196,876,222 |
| 56 Otter Tail | 110,997,046 | 0 | 1,440,215 | 265,015 | 112,702,276 | 56,440,867 | 55,498,523 | 762,886 | | 112,702,276 |
| 57 Pennington | 23,336,677 | 0 | 436,836 | 44,361 | 23,817,874 | 11,939,478 | 11,668,339 | 210,058 | | 23,817,874 |
| 58 Pine | 59,255,244 | 0 | 692,845 | 165,382 | 60,113,471 | 30,099,915 | 29,646,018 | 367,538 | | 60,113,471 |
| 60 Polk | 74,204,502 | 0 | 1,133,189 | 116,530 | 75,454,221 | 37,803,993 | 37,102,251 | 547,977 | | 75,454,221 |
| 61 Pope | 20,144,519 | 0 | 293,211 | 56,610 | 20,494,340 | 10,264,842 | 10,072,260 | 157,239 | | 20,494,340 |
| 62 Ramsey | 1,374,209,359 | 0 | 10,544,559 | 5,140,272 | 1,389,894,190 | 695,442,985 | 687,153,299 | 7,297,907 | | 1,389,894,190 |
| 63 Red Lake | 7,208,245 | 0 | 177,447 | (1,701) | 7,383,991 | 3,706,494 | 3,604,123 | 73,375 | | 7,383,991 |
| 65 Renville | 28,966,670 | 0 | 413,574 | 53,489 | 29,433,733 | 14,746,369 | 14,483,335 | 204,029 | | 29,433,733 |
| 66 Rice | 81,654,457 | 0 | 1,228,745 | 77,522 | 82,960,724 | 41,577,910 | 40,827,229 | 555,586 | | 82,960,724 |
| 68 Roseau | 26,566,673 | 0 | 402,189 | 26,542 | 26,995,403 | 13,524,559 | 13,283,337 | 187,508 | | 26,995,403 |
| 69 St. Louis | 443,582,410 | 0 | 4,286,742 | 747,866 | 448,617,018 | 224,535,981 | 221,818,206 | 2,262,831 | | 448,617,018 |
| 70 Scott | 146,599,430 | 0 | 1,661,054 | 246,182 | 148,506,666 | 74,469,850 | 73,316,533 | 720,283 | | 148,506,666 |
| 71 Sherburne | 102,779,807 | 1,197 | 1,472,288 | 90,100 | 104,343,392 | 52,270,380 | 51,389,904 | 683,109 | | 104,343,392 |
| 72 Sibley | 23,938,142 | 50,033 | 379,808 | 33,784 | 24,401,766 | 12,199,429 | 11,969,071 | 233,266 | | 24,401,766 |
| 73 Stearns | 256,321,668 | 54,353 | 2,568,064 | 420,671 | 259,364,756 | 129,973,035 | 128,169,908 | 1,221,813 | | 259,364,756 |
| 74 MNPrairie | 103,922,438 | 0 | 1,845,534 | 309,175 | 106,077,147 | 53,181,884 | 51,973,232 | 922,031 | | 106,077,147 |
| 75 Stevens | 13,975,262 | 0 | 166,116 | 21,057 | 14,162,435 | 7,091,257 | 6,987,631 | 83,547 | | 14,162,435 |
| 76 Swift | 20,270,942 | 0 | 364,303 | 50,584 | 20,685,830 | 10,364,231 | 10,135,471 | 186,128 | | 20,685,830 |
| 77 Todd | 58,114,993 | 195 | 738,142 | 62,973 | 58,916,303 | 29,500,700 | 29,057,497 | 358,107 | | 58,916,303 |
| 78 Traverse | 10,008,847 | 2,208 | 195,914 | 37,495 | 10,244,464 | 5,122,438 | 5,004,424 | 117,603 | | 10,244,464 |
| 79 Wabasha | 28,766,079 | 0 | 473,858 | 71,020 | 29,310,957 | 14,686,751 | 14,399,770 | 224,437 | | 29,310,957 |
| 80 Wadena | 38,804,784 | 0 | 389,896 | 22,432 | 39,217,111 | 19,634,308 | 19,402,392 | 180,411 | | 39,217,111 |
| 82 Washington | 233,224,843 | 0 | 3,146,634 | 341,157 | 236,712,634 | 118,715,212 | 116,628,199 | 1,369,223 | | 236,712,634 |
| 83 Watonwan | 20,134,209 | 0 | 294,889 | 83,636 | 20,512,734 | 10,274,674 | 10,070,344 | 167,717 | | 20,512,734 |
| 84 Wilkin | 13,203,960 | 0 | 221,511 | 24,949 | 13,450,421 | 6,739,931 | 6,601,980 | 108,510 | | 13,450,421 |
| 85 Winona | 65,239,012 | 0 | 1,230,717 | 198,019 | 66,667,749 | 33,416,563 | 32,619,506 | 631,680 | | 66,667,749 |
| 86 Wright | 136,260,473 | 27,473 | 1,709,984 | 181,448 | 138,179,378 | 69,246,249 | 68,145,060 | 788,069 | | 138,179,378 |
| 87 Yellow Medicine | 22,845,266 | 1,470 | 292,339 | 53,688 | 23,192,763 | 11,613,641 | 11,422,633 | 156,489 | | 23,192,763 |
| TOTALS | 9,724,553,313 | 559,914 | 115,568,008 | 22,365,325 | 9,863,046,560 | 4,939,149,271 | 4,862,764,088 | 61,133,202 | 0 | 9,863,046,560 |

SOCIAL SERVICES

Table 11 - Total Social Services Costs and Revenue Shares

Table 12 - Children's Services Costs and Revenue Shares

Table 13 - Child Care Costs and Revenue Shares

Table 14 - Chemical Dependency Costs and Revenue Shares

Table 15 - Mental Health Costs and Revenue Shares

Table 16 - Developmental Disabilities Costs and Revenue Shares

Table 17 - Adult Services Costs and Revenue Shares

TOTAL SOCIAL SERVICES COSTS AND REVENUE SHARES

TABLE 11

TOTAL SOCIAL SERVICES COSTS

TOTAL SOCIAL SERVICES REVENUE SHARES

| COUNTY | CENTRALIZED | COUNTY | PERSONNEL | NON | TOTAL | FEDERAL | STATE | COUNTY | MISC | TOTAL |
|----------------------|-------------|----------------|-------------|------------|---------------|-------------|-------------|-------------|------------|---------------|
| | | PURCHASED SVCS | | PERSONNEL | | | | | | |
| 1 Aitkin | 7,602,943 | 1,204,242 | 2,498,119 | 190,838 | 11,496,142 | 4,602,137 | 4,884,922 | 1,619,831 | 389,251 | 11,496,142 |
| 2 Anoka | 194,196,580 | 23,238,910 | 26,264,847 | 3,926,552 | 247,626,889 | 106,374,726 | 114,897,635 | 24,618,120 | 1,736,408 | 247,626,889 |
| 3 Becker | 15,111,846 | 5,850,867 | 4,678,108 | 390,258 | 26,031,079 | 10,090,993 | 10,164,682 | 5,224,820 | 550,584 | 26,031,079 |
| 4 Beltrami | 32,702,375 | 17,752,925 | 5,389,220 | 1,125,980 | 56,970,500 | 22,272,289 | 23,029,213 | 10,908,684 | 760,314 | 56,970,500 |
| 5 Benton | 19,015,182 | 5,699,313 | 4,012,320 | 608,129 | 29,334,944 | 11,699,459 | 13,543,700 | 3,770,669 | 321,116 | 29,334,944 |
| 6 Big Stone | 3,951,972 | 733,179 | 1,012,404 | 162,775 | 5,860,330 | 2,474,648 | 2,496,220 | 522,160 | 367,302 | 5,860,330 |
| 7 Blue Earth | 39,399,568 | 8,667,118 | 7,282,859 | 2,809,967 | 58,159,512 | 22,641,679 | 27,373,942 | 5,074,536 | 3,069,355 | 58,159,512 |
| 8 Brown | 16,438,621 | 2,366,393 | 3,619,033 | 213,644 | 22,637,691 | 9,446,133 | 10,090,570 | 2,088,066 | 1,012,922 | 22,637,691 |
| 9 Carlton | 27,387,515 | 6,091,780 | 7,010,345 | 509,743 | 40,999,383 | 16,420,332 | 17,011,719 | 5,461,297 | 2,106,036 | 40,999,383 |
| 10 Carver | 36,354,976 | 4,610,674 | 15,841,741 | 813,339 | 57,620,730 | 22,418,604 | 24,228,680 | 7,083,186 | 3,890,259 | 57,620,730 |
| 11 Cass | 17,772,438 | 4,059,310 | 3,217,359 | 528,851 | 25,577,958 | 10,372,380 | 10,942,702 | 3,695,199 | 567,678 | 25,577,958 |
| 12 Chippewa | 8,322,367 | 2,082,161 | 2,060,546 | 280,770 | 12,745,844 | 5,734,889 | 5,251,369 | 1,522,982 | 236,604 | 12,745,844 |
| 13 Chisago | 29,572,957 | 4,135,020 | 5,146,153 | 184,107 | 39,038,237 | 16,123,141 | 17,320,754 | 4,887,852 | 706,490 | 39,038,237 |
| 14 Clay | 46,677,069 | 8,747,794 | 5,475,018 | 855,403 | 61,755,284 | 26,221,286 | 27,873,459 | 6,678,918 | 981,621 | 61,755,284 |
| 15 Clearwater | 2,919,885 | 1,254,440 | 795,710 | 55,575 | 5,025,610 | 1,617,830 | 2,080,667 | 1,192,265 | 134,848 | 5,025,610 |
| 16 Cook | 1,896,206 | 731,210 | 1,402,478 | 118,663 | 4,148,557 | 1,259,476 | 1,548,359 | 995,426 | 345,296 | 4,148,557 |
| 18 Crow Wing | 32,071,529 | 10,790,887 | 7,539,451 | 288,572 | 50,690,439 | 18,699,988 | 22,010,276 | 8,595,052 | 1,385,123 | 50,690,439 |
| 19 Dakota | 245,286,618 | 22,340,980 | 33,499,454 | 3,457,247 | 304,584,299 | 132,267,244 | 141,846,810 | 25,739,610 | 4,730,635 | 304,584,299 |
| 21 Douglas | 17,370,306 | 2,799,784 | 2,662,143 | 336,343 | 23,168,576 | 9,328,509 | 10,763,750 | 2,438,189 | 638,127 | 23,168,576 |
| 23 Fillmore | 12,744,564 | 1,023,489 | 1,162,416 | 66,555 | 14,997,024 | 6,902,988 | 7,035,467 | 975,223 | 83,345 | 14,997,024 |
| 24 Freeborn | 17,281,765 | 3,749,831 | 4,048,844 | 435,004 | 25,515,444 | 10,041,452 | 11,362,601 | 3,424,093 | 687,298 | 25,515,444 |
| 25 Goodhue | 28,526,705 | 4,761,324 | 4,704,253 | 468,152 | 38,460,434 | 16,205,758 | 16,982,972 | 3,232,623 | 2,039,081 | 38,460,434 |
| 26 Grant | 2,893,167 | 1,807,689 | 1,362,349 | 380,014 | 6,443,219 | 1,992,065 | 3,091,083 | 616,000 | 744,070 | 6,443,219 |
| 27 Hennepin | 798,466,229 | 188,845,875 | 206,943,866 | 32,084,508 | 1,226,340,478 | 490,692,890 | 504,299,278 | 220,846,860 | 10,501,450 | 1,226,340,478 |
| 28 Houston | 10,885,799 | 1,337,883 | 1,660,222 | 241,696 | 14,125,600 | 6,366,550 | 6,454,662 | 920,077 | 384,310 | 14,125,600 |
| 29 Hubbard | 9,668,490 | 2,400,192 | 2,210,867 | 257,771 | 14,537,320 | 5,841,848 | 6,175,580 | 1,922,880 | 597,012 | 14,537,320 |
| 30 Isanti | 20,419,467 | 6,593,356 | 3,962,729 | 542,528 | 31,518,080 | 11,840,728 | 14,606,083 | 4,464,861 | 606,408 | 31,518,080 |
| 31 Itasca | 36,835,141 | 10,386,559 | 5,334,513 | 484,113 | 53,040,326 | 20,497,033 | 22,789,028 | 9,463,912 | 290,353 | 53,040,326 |
| 32 DVHHS | 14,196,340 | 5,789,178 | 3,466,869 | 532,204 | 23,984,591 | 8,192,719 | 12,156,538 | 1,696,599 | 1,938,735 | 23,984,591 |
| 33 Kanabec | 10,157,340 | 2,192,679 | 2,023,991 | 206,455 | 14,580,465 | 5,642,058 | 6,303,394 | 2,039,172 | 595,842 | 14,580,465 |
| 34 Kandiyohi | 25,197,051 | 5,690,596 | 6,440,902 | 729,292 | 38,057,841 | 15,316,763 | 16,439,374 | 5,324,907 | 976,797 | 38,057,841 |
| 35 Kittson | 3,041,048 | 540,863 | 508,187 | 37,981 | 4,128,079 | 1,683,844 | 1,826,828 | 541,686 | 75,721 | 4,128,079 |
| 36 Koochiching | 7,871,103 | 1,801,796 | 999,541 | 192,713 | 10,865,153 | 4,569,067 | 4,984,204 | 994,358 | 317,524 | 10,865,153 |
| 37 Lac Qui Parle | 5,415,255 | 639,379 | 1,071,665 | 174,008 | 7,300,307 | 3,138,559 | 3,238,848 | 654,362 | 268,538 | 7,300,307 |
| 38 Lake | 7,208,193 | 4,154,714 | 1,601,359 | 229,422 | 13,193,688 | 4,109,887 | 7,096,912 | 1,618,490 | 368,399 | 13,193,688 |
| 39 Lake of the Woods | 2,724,453 | 349,027 | 663,454 | 70,611 | 3,807,545 | 1,537,201 | 1,808,633 | 384,094 | 77,618 | 3,807,545 |
| 40 Le Sueur | 16,963,402 | 3,423,684 | 2,343,317 | 235,765 | 22,966,168 | 9,401,972 | 10,047,305 | 3,142,598 | 374,293 | 22,966,168 |
| 42 SWHHS | 47,696,542 | 8,030,434 | 8,343,701 | 1,508,974 | 65,579,651 | 26,736,359 | 29,294,318 | 6,915,289 | 2,633,685 | 65,579,651 |
| 43 McLeod | 18,852,011 | 3,891,809 | 4,481,549 | 428,538 | 27,653,907 | 11,142,326 | 12,226,185 | 3,491,184 | 794,212 | 27,653,907 |
| 44 Mahanomen | 2,812,849 | 861,694 | 790,802 | 106,336 | 4,571,681 | 1,814,852 | 1,914,406 | 621,687 | 220,737 | 4,571,681 |

TOTAL SOCIAL SERVICES COSTS AND REVENUE SHARES

TABLE 11

TOTAL SOCIAL SERVICES COSTS

TOTAL SOCIAL SERVICES REVENUE SHARES

| COUNTY | CENTRALIZED | COUNTY | PERSONNEL | NON | TOTAL | FEDERAL | STATE | COUNTY | MISC | TOTAL |
|---------------------|---------------|----------------|-------------|------------|---------------|---------------|---------------|-------------|------------|---------------|
| | | PURCHASED SVCS | | PERSONNEL | | | | | | |
| 45 Marshall | 5,399,010 | 705,209 | 1,614,800 | 139,050 | 7,858,069 | 3,085,922 | 3,609,645 | 723,459 | 439,043 | 7,858,069 |
| 46 Faribault Martin | 25,371,889 | 4,268,752 | 5,008,379 | 462,840 | 35,111,860 | 14,079,395 | 15,846,936 | 4,583,652 | 601,877 | 35,111,860 |
| 47 Meeker | 15,104,442 | 1,880,673 | 2,424,437 | 393,213 | 19,802,765 | 8,435,485 | 8,714,052 | 2,034,433 | 618,795 | 19,802,765 |
| 48 Mille Lacs | 17,226,565 | 5,158,573 | 3,412,900 | 201,451 | 25,999,489 | 10,702,295 | 10,970,345 | 3,237,482 | 1,089,367 | 25,999,489 |
| 49 Morrison | 20,504,104 | 3,288,891 | 3,917,252 | 190,870 | 27,901,117 | 11,957,217 | 12,198,111 | 2,898,016 | 847,773 | 27,901,117 |
| 50 Mower | 33,583,096 | 3,742,264 | 3,480,834 | 365,403 | 41,171,597 | 18,278,464 | 19,870,161 | 2,460,114 | 562,859 | 41,171,597 |
| 52 Nicollet | 14,958,785 | 2,725,840 | 4,517,760 | 226,628 | 22,429,013 | 9,116,354 | 9,246,205 | 3,422,632 | 643,821 | 22,429,013 |
| 53 Nobles | 8,967,681 | 2,446,588 | 2,194,319 | 54,057 | 13,662,645 | 5,089,859 | 5,706,120 | 2,277,875 | 588,791 | 13,662,645 |
| 54 Norman | 4,498,068 | 438,455 | 813,122 | 200,140 | 5,949,785 | 2,683,659 | 2,706,352 | 174,687 | 385,087 | 5,949,785 |
| 55 Olmsted | 86,587,922 | 20,154,628 | 29,445,023 | 6,091,278 | 142,278,851 | 52,937,657 | 57,058,501 | 26,097,090 | 6,185,603 | 142,278,851 |
| 56 Otter Tail | 30,838,641 | 7,907,090 | 6,346,867 | 72,627 | 45,165,225 | 17,383,434 | 20,506,311 | 6,436,255 | 839,224 | 45,165,225 |
| 57 Pennington | 8,384,747 | 1,268,743 | 1,671,792 | 215,412 | 11,540,694 | 4,505,001 | 5,346,849 | 1,312,422 | 376,422 | 11,540,694 |
| 58 Pine | 14,391,178 | 3,287,438 | 2,775,444 | 287,145 | 20,741,205 | 8,715,709 | 9,172,390 | 2,221,509 | 631,597 | 20,741,205 |
| 60 Polk | 20,805,657 | 5,470,647 | 4,760,733 | 530,263 | 31,567,300 | 12,662,476 | 15,455,440 | 2,443,441 | 1,005,943 | 31,567,300 |
| 61 Pope | 5,584,435 | 858,302 | 1,306,475 | 200,965 | 7,950,177 | 3,087,250 | 3,609,204 | 858,946 | 394,777 | 7,950,177 |
| 62 Ramsey | 373,631,279 | 69,636,007 | 68,048,965 | 16,579,661 | 527,895,912 | 220,932,157 | 238,295,966 | 57,252,652 | 11,415,138 | 527,895,912 |
| 63 Red Lake | 1,421,762 | 245,084 | 587,772 | 117,290 | 2,371,908 | 1,038,608 | 1,016,396 | 74,223 | 242,680 | 2,371,908 |
| 65 Renville | 10,635,528 | 1,891,571 | 2,155,677 | 317,683 | 15,000,459 | 6,130,996 | 6,408,336 | 2,044,332 | 416,795 | 15,000,459 |
| 66 Rice | 42,334,169 | 4,927,661 | 6,439,422 | 440,578 | 54,141,830 | 23,436,638 | 25,558,303 | 4,393,383 | 753,507 | 54,141,830 |
| 68 Roseau | 7,524,159 | 1,066,669 | 1,609,899 | 8,110 | 10,208,837 | 3,959,050 | 4,819,198 | 987,968 | 442,622 | 10,208,837 |
| 69 St. Louis | 137,302,640 | 36,607,911 | 36,033,014 | 5,078,143 | 215,021,708 | 85,598,606 | 87,746,524 | 37,571,790 | 4,104,787 | 215,021,708 |
| 70 Scott | 59,337,239 | 5,379,255 | 14,517,213 | 694,674 | 79,928,381 | 34,661,160 | 36,651,838 | 6,032,509 | 2,582,874 | 79,928,381 |
| 71 Sherburne | 40,757,200 | 3,871,229 | 8,328,915 | 455,996 | 53,413,340 | 23,474,545 | 24,320,550 | 4,597,222 | 1,021,023 | 53,413,340 |
| 72 Sibley | 8,265,560 | 1,673,127 | 2,464,998 | 266,561 | 12,670,246 | 4,913,629 | 5,348,260 | 2,046,381 | 361,976 | 12,670,246 |
| 73 Stearns | 75,653,229 | 10,765,676 | 11,906,845 | 2,448,549 | 100,774,299 | 42,783,606 | 44,848,299 | 12,719,375 | 423,019 | 100,774,299 |
| 74 MNPrairie | 41,460,519 | 6,889,293 | 9,079,545 | 259,774 | 57,689,131 | 23,254,226 | 25,400,628 | 7,423,877 | 1,610,400 | 57,689,131 |
| 75 Stevens | 5,320,226 | 1,054,887 | 1,501,438 | 147,526 | 8,024,077 | 3,243,848 | 3,289,490 | 1,119,393 | 371,346 | 8,024,077 |
| 76 Swift | 7,157,063 | 1,555,593 | 2,054,236 | 318,378 | 11,085,270 | 4,024,968 | 4,679,490 | 2,005,749 | 375,062 | 11,085,270 |
| 77 Todd | 14,370,965 | 2,503,780 | 2,260,546 | 136,171 | 19,271,462 | 8,142,386 | 8,441,960 | 2,382,436 | 304,679 | 19,271,462 |
| 78 Traverse | 1,676,816 | 815,982 | 376,088 | 100,060 | 2,968,946 | 1,072,203 | 1,314,207 | 447,251 | 135,284 | 2,968,946 |
| 79 Wabasha | 10,673,827 | 1,456,253 | 1,502,004 | 204,634 | 13,836,718 | 6,203,344 | 6,347,160 | 1,027,361 | 258,852 | 13,836,718 |
| 80 Wadena | 10,877,424 | 1,667,023 | 2,567,339 | 301,661 | 15,413,447 | 6,306,993 | 6,617,100 | 1,780,336 | 709,017 | 15,413,447 |
| 82 Washington | 103,863,146 | 12,362,085 | 17,139,952 | 1,166,706 | 134,531,889 | 54,830,075 | 62,466,424 | 15,911,032 | 1,324,357 | 134,531,889 |
| 83 Watonwan | 6,659,377 | 1,744,127 | 2,654,375 | 116,888 | 11,174,767 | 4,040,726 | 4,624,022 | 1,934,084 | 575,935 | 11,174,767 |
| 84 Wilkin | 5,036,383 | 1,024,712 | 833,426 | 119,086 | 7,013,607 | 2,812,801 | 3,024,951 | 1,072,097 | 103,758 | 7,013,607 |
| 85 Winona | 34,302,113 | 5,764,998 | 4,606,061 | 712,500 | 45,385,672 | 19,105,121 | 20,409,331 | 5,690,121 | 181,098 | 45,385,672 |
| 86 Wright | 58,644,551 | 6,615,731 | 9,815,593 | 976,519 | 76,052,394 | 33,463,266 | 34,664,501 | 7,437,701 | 486,926 | 76,052,394 |
| 87 Yellow Medicine | 6,593,313 | 1,089,948 | 1,984,985 | 86,096 | 9,754,342 | 3,799,735 | 4,359,489 | 1,276,010 | 319,107 | 9,754,342 |
| TOTALS | 3,269,612,570 | 635,639,733 | 685,691,149 | 96,953,982 | 4,687,897,434 | 1,913,681,522 | 2,048,162,177 | 633,817,117 | 92,236,618 | 4,687,897,434 |

CHILDREN'S SERVICES COSTS AND REVENUE SHARES

TABLE 12

CHILDREN'S SERVICES PROGRAM COSTS

CHILDREN'S SERVICES PROGRAM REVENUE SHARES

| COUNTY | CENTRALIZED | COUNTY | PERSONNEL | NON | TOTAL | FEDERAL | STATE | COUNTY | MISC | TOTAL |
|----------------------|-------------|----------------|------------|------------|-------------|------------|------------|-------------|-----------|-------------|
| | | PURCHASED SVCS | | PERSONNEL | | | | | | |
| 1 Aitkin | 311,954 | 487,642 | 733,840 | 56,060 | 1,589,496 | 476,361 | 431,665 | 623,964 | 57,506 | 1,589,496 |
| 2 Anoka | 11,024,637 | 6,333,876 | 9,305,644 | 1,391,179 | 28,055,336 | 8,730,394 | 10,946,653 | 8,040,809 | 337,481 | 28,055,336 |
| 3 Becker | 931,037 | 3,377,022 | 664,848 | 55,463 | 5,028,370 | 1,974,663 | 1,310,869 | 1,570,415 | 172,424 | 5,028,370 |
| 4 Beltrami | 912,747 | 13,171,556 | 1,881,186 | 393,039 | 16,358,528 | 4,345,635 | 3,689,419 | 7,897,457 | 426,017 | 16,358,528 |
| 5 Benton | 659,550 | 1,499,925 | 1,560,266 | 236,482 | 3,956,223 | 1,175,857 | 1,043,449 | 1,672,191 | 64,727 | 3,956,223 |
| 6 Big Stone | 134,619 | 152,376 | 224,278 | 36,060 | 547,333 | 224,896 | 256,517 | 59,488 | 6,433 | 547,333 |
| 7 Blue Earth | 1,865,998 | 2,030,727 | 1,241,922 | 479,175 | 5,617,822 | 1,862,134 | 3,186,315 | 376,967 | 192,406 | 5,617,822 |
| 8 Brown | 643,376 | 1,043,566 | 1,307,737 | 77,200 | 3,071,879 | 973,452 | 797,857 | 1,188,005 | 112,565 | 3,071,879 |
| 9 Carlton | 986,881 | 3,205,323 | 1,971,426 | 143,348 | 6,306,978 | 1,501,424 | 1,647,280 | 2,918,123 | 240,152 | 6,306,978 |
| 10 Carver | 2,145,409 | 2,481,988 | 3,285,689 | 168,692 | 8,081,778 | 2,205,712 | 2,880,652 | 2,777,108 | 218,306 | 8,081,778 |
| 11 Cass | 685,694 | 2,041,324 | 983,414 | 161,648 | 3,872,080 | 992,020 | 1,108,759 | 1,663,423 | 107,879 | 3,872,080 |
| 12 Chippewa | 31,522 | 407,186 | 701,876 | 95,637 | 1,236,221 | 338,005 | 316,614 | 570,873 | 10,729 | 1,236,221 |
| 13 Chisago | 1,948,827 | 2,230,875 | 1,448,830 | 51,833 | 5,680,365 | 1,708,278 | 1,971,911 | 1,816,442 | 183,735 | 5,680,365 |
| 14 Clay | 2,472,040 | 3,570,381 | 2,066,622 | 322,884 | 8,431,927 | 2,786,290 | 2,471,059 | 2,652,593 | 521,986 | 8,431,927 |
| 15 Clearwater | 157,245 | 530,727 | 256,470 | 17,913 | 962,355 | 216,668 | 299,430 | 435,544 | 10,714 | 962,355 |
| 16 Cook | 159,487 | 245,511 | 438,539 | 37,105 | 880,642 | 209,679 | 320,505 | 337,964 | 12,495 | 880,642 |
| 18 Crow Wing | 490,159 | 4,036,545 | 3,368,150 | 128,916 | 8,023,770 | 2,197,254 | 1,548,589 | 3,946,791 | 331,137 | 8,023,770 |
| 19 Dakota | 11,423,917 | 9,007,213 | 11,231,647 | 1,159,141 | 32,821,918 | 8,439,264 | 13,276,101 | 10,665,649 | 440,904 | 32,821,918 |
| 21 Douglas | 206,178 | 975,132 | 1,216,190 | 153,657 | 2,551,157 | 800,734 | 712,922 | 943,354 | 94,147 | 2,551,157 |
| 23 Fillmore | 684,411 | 218,125 | 695,008 | 39,793 | 1,637,337 | 545,201 | 656,888 | 400,240 | 35,009 | 1,637,337 |
| 24 Freeborn | 200,112 | 1,687,969 | 1,674,630 | 179,921 | 3,742,632 | 1,114,847 | 791,013 | 1,727,316 | 109,457 | 3,742,632 |
| 25 Goodhue | 516,511 | 2,472,005 | 1,685,911 | 167,776 | 4,842,203 | 1,309,981 | 1,020,106 | 2,261,990 | 250,127 | 4,842,203 |
| 26 Grant | 5,267 | 168,031 | 480,498 | 134,030 | 787,826 | 209,872 | 261,038 | 172,017 | 144,900 | 787,826 |
| 27 Hennepin | 12,541,162 | 80,907,593 | 91,825,955 | 14,236,665 | 199,511,375 | 41,913,860 | 35,863,626 | 119,705,269 | 2,028,621 | 199,511,375 |
| 28 Houston | 529,143 | 565,024 | 456,679 | 66,484 | 1,617,330 | 729,414 | 591,561 | 267,230 | 29,125 | 1,617,330 |
| 29 Hubbard | 350,382 | 932,638 | 781,150 | 91,077 | 2,155,247 | 670,732 | 673,122 | 709,626 | 101,768 | 2,155,247 |
| 30 Isanti | 1,221,348 | 2,506,992 | 1,435,076 | 196,473 | 5,359,889 | 1,203,695 | 2,056,902 | 2,009,363 | 89,929 | 5,359,889 |
| 31 Itasca | 628,045 | 5,061,927 | 2,569,813 | 233,214 | 8,492,999 | 1,870,405 | 1,375,132 | 5,007,523 | 239,940 | 8,492,999 |
| 32 DVHHS | 431,267 | 1,223,744 | 1,132,892 | 173,912 | 2,961,815 | 761,239 | 845,480 | 1,261,737 | 93,360 | 2,961,815 |
| 33 Kanabec | 260,737 | 1,019,843 | 791,119 | 80,697 | 2,152,396 | 512,312 | 483,606 | 1,102,428 | 54,051 | 2,152,396 |
| 34 Kandiyohi | 1,627,460 | 1,748,996 | 2,243,416 | 254,018 | 5,873,890 | 1,709,698 | 1,850,912 | 2,183,585 | 129,696 | 5,873,890 |
| 35 Kittson | 912 | 183,775 | 210,962 | 15,767 | 411,416 | 76,839 | 171,811 | 162,685 | 81 | 411,416 |
| 36 Koochiching | 481,374 | 625,303 | 504,014 | 97,175 | 1,707,866 | 692,436 | 565,546 | 368,884 | 81,001 | 1,707,866 |
| 37 Lac Qui Parle | 213,683 | 126,531 | 245,338 | 39,836 | 625,388 | 240,738 | 308,748 | 64,758 | 11,145 | 625,388 |
| 38 Lake | 383,403 | 449,118 | 795,561 | 113,978 | 1,742,060 | 420,533 | 456,115 | 724,798 | 140,615 | 1,742,060 |
| 39 Lake of the Woods | 137,383 | 88,116 | 202,371 | 21,538 | 449,408 | 181,242 | 226,569 | 41,398 | 200 | 449,408 |
| 40 Le Sueur | 1,035,485 | 1,371,702 | 806,678 | 81,161 | 3,295,026 | 920,129 | 1,020,737 | 1,205,147 | 149,014 | 3,295,026 |
| 42 SWHHS | 2,010,007 | 3,812,663 | 3,087,441 | 558,370 | 9,468,481 | 2,676,346 | 2,872,195 | 3,519,663 | 400,278 | 9,468,481 |
| 43 McLeod | 875,278 | 2,201,345 | 914,073 | 87,406 | 4,078,102 | 1,636,944 | 1,224,574 | 1,105,999 | 110,586 | 4,078,102 |
| 44 Mahnomen | 11,686 | 422,200 | 239,807 | 32,246 | 705,939 | 134,713 | 252,558 | 316,853 | 1,815 | 705,939 |

CHILDREN'S SERVICES COSTS AND REVENUE SHARES

TABLE 12

| CHILDREN'S SERVICES PROGRAM COSTS | | | | | | CHILDREN'S SERVICES PROGRAM REVENUE SHARES | | | | |
|-----------------------------------|-------------|----------------|-------------|------------|-------------|--|-------------|-------------|------------|-------------|
| COUNTY | CENTRALIZED | COUNTY | PERSONNEL | NON | TOTAL | FEDERAL | STATE | COUNTY | MISC | TOTAL |
| | | PURCHASED SVCS | | PERSONNEL | | | | | | |
| 45 Marshall | 51,772 | 345,160 | 353,122 | 30,407 | 780,461 | 178,334 | 265,664 | 318,263 | 18,201 | 780,461 |
| 46 Faribault Martin | 688,629 | 2,502,554 | 1,807,844 | 167,069 | 5,166,096 | 1,569,324 | 1,163,561 | 2,254,654 | 178,558 | 5,166,096 |
| 47 Meeker | 551,326 | 679,029 | 502,761 | 81,541 | 1,814,657 | 551,348 | 588,325 | 587,013 | 87,971 | 1,814,657 |
| 48 Mille Lacs | 881,104 | 3,942,791 | 1,549,624 | 91,469 | 6,464,988 | 1,695,857 | 1,527,043 | 2,328,663 | 913,425 | 6,464,988 |
| 49 Morrison | 1,427,361 | 1,627,479 | 1,465,126 | 71,389 | 4,591,355 | 1,548,479 | 1,342,822 | 1,541,919 | 158,136 | 4,591,355 |
| 50 Mower | 812,713 | 840,541 | 1,355,726 | 142,318 | 3,151,298 | 1,228,645 | 1,014,761 | 517,553 | 390,340 | 3,151,298 |
| 52 Nicollet | 1,364,999 | 1,143,228 | 1,710,846 | 85,823 | 4,304,896 | 1,428,129 | 1,266,155 | 1,492,597 | 118,016 | 4,304,896 |
| 53 Nobles | 89,023 | 624,019 | 772,760 | 19,037 | 1,504,839 | 397,967 | 437,027 | 640,970 | 28,876 | 1,504,839 |
| 54 Norman | 505,959 | 170,009 | 262,068 | 64,505 | 1,002,541 | 397,867 | 444,712 | 133,460 | 26,503 | 1,002,541 |
| 55 Olmsted | 3,795,068 | 6,300,144 | 11,822,395 | 2,445,693 | 24,363,300 | 6,178,179 | 4,848,374 | 11,648,599 | 1,688,149 | 24,363,300 |
| 56 Otter Tail | 1,352,008 | 3,074,702 | 2,229,254 | 25,509 | 6,681,473 | 2,213,244 | 1,951,491 | 2,302,080 | 214,659 | 6,681,473 |
| 57 Pennington | 295,650 | 513,276 | 294,399 | 37,934 | 1,141,259 | 348,723 | 406,742 | 364,823 | 20,972 | 1,141,259 |
| 58 Pine | 209,629 | 1,890,254 | 1,197,741 | 123,917 | 3,421,541 | 862,847 | 984,603 | 1,395,949 | 178,143 | 3,421,541 |
| 60 Polk | 325,519 | 938,698 | 1,567,760 | 174,621 | 3,006,598 | 887,530 | 1,075,764 | 942,729 | 100,575 | 3,006,598 |
| 61 Pope | 34,304 | 300,383 | 453,911 | 69,822 | 858,420 | 257,540 | 270,881 | 323,468 | 6,532 | 858,420 |
| 62 Ramsey | 12,817,742 | 28,950,210 | 24,123,433 | 5,877,508 | 71,768,893 | 21,786,467 | 19,234,474 | 27,678,637 | 3,069,315 | 71,768,893 |
| 63 Red Lake | 0 | 119,570 | 139,532 | 27,844 | 286,946 | 152,178 | 141,862 | (37,079) | 29,985 | 286,946 |
| 65 Renville | 12,275 | 719,376 | 658,243 | 97,006 | 1,486,900 | 353,974 | 320,023 | 809,334 | 3,570 | 1,486,900 |
| 66 Rice | 1,113,296 | 1,719,888 | 1,733,116 | 118,578 | 4,684,878 | 1,377,340 | 1,568,537 | 1,613,355 | 125,646 | 4,684,878 |
| 68 Roseau | 71,413 | 333,109 | 479,453 | 2,415 | 886,390 | 202,435 | 266,484 | 415,571 | 1,901 | 886,390 |
| 69 St. Louis | 3,818,907 | 16,330,961 | 15,731,586 | 2,217,057 | 38,098,511 | 9,114,625 | 8,059,364 | 20,041,403 | 883,120 | 38,098,511 |
| 70 Scott | 3,790,919 | 2,043,683 | 4,283,503 | 204,973 | 10,323,078 | 3,517,209 | 4,250,865 | 2,449,535 | 105,470 | 10,323,078 |
| 71 Sherburne | 5,054,478 | 2,036,428 | 3,241,578 | 177,472 | 10,509,956 | 3,905,427 | 3,902,246 | 2,476,448 | 225,835 | 10,509,956 |
| 72 Sibley | 449,071 | 850,900 | 769,171 | 83,177 | 2,152,319 | 668,222 | 549,947 | 810,887 | 123,264 | 2,152,319 |
| 73 Stearns | 1,896,886 | 4,548,954 | 4,973,216 | 1,022,703 | 12,441,759 | 3,270,022 | 2,996,293 | 5,917,294 | 258,150 | 12,441,759 |
| 74 MNPrairie | 2,183,228 | 2,704,101 | 3,198,351 | 91,508 | 8,177,188 | 2,396,121 | 2,548,993 | 2,939,460 | 292,614 | 8,177,188 |
| 75 Stevens | 25,662 | 517,103 | 476,566 | 46,826 | 1,066,157 | 247,538 | 303,558 | 496,911 | 18,150 | 1,066,157 |
| 76 Swift | 402,398 | 773,857 | 661,450 | 102,516 | 1,940,221 | 542,265 | 512,157 | 859,709 | 26,090 | 1,940,221 |
| 77 Todd | 568,563 | 1,649,613 | 640,791 | 38,600 | 2,897,567 | 852,614 | 833,544 | 1,148,044 | 63,366 | 2,897,567 |
| 78 Traverse | 10,057 | 526,720 | 27,582 | 7,338 | 571,697 | 152,540 | 233,656 | 166,980 | 18,522 | 571,697 |
| 79 Wabasha | 98,542 | 877,654 | 554,075 | 75,488 | 1,605,759 | 498,738 | 398,311 | 630,752 | 77,959 | 1,605,759 |
| 80 Wadena | 868,202 | 827,074 | 820,953 | 96,462 | 2,612,691 | 746,060 | 804,839 | 962,263 | 99,529 | 2,612,691 |
| 82 Washington | 5,218,837 | 3,312,446 | 6,347,414 | 432,065 | 15,310,762 | 3,323,652 | 6,221,096 | 5,403,247 | 362,768 | 15,310,762 |
| 83 Watonwan | 88,764 | 916,811 | 848,621 | 37,370 | 1,891,566 | 516,897 | 331,327 | 845,769 | 197,573 | 1,891,566 |
| 84 Wilkin | 46,703 | 425,919 | 367,122 | 52,457 | 892,201 | 180,277 | 238,923 | 457,030 | 15,972 | 892,201 |
| 85 Winona | 2,568,741 | 3,175,853 | 2,113,683 | 326,960 | 8,185,237 | 2,412,213 | 2,518,330 | 3,174,535 | 80,160 | 8,185,237 |
| 86 Wright | 9,143,642 | 3,900,325 | 4,896,361 | 487,122 | 18,427,450 | 6,725,647 | 6,916,791 | 4,433,038 | 351,975 | 18,427,450 |
| 87 Yellow Medicine | 162,687 | 499,194 | 675,247 | 29,288 | 1,366,416 | 340,776 | 426,297 | 535,727 | 63,616 | 1,366,416 |
| TOTALS | 124,132,410 | 267,274,551 | 261,773,350 | 37,350,756 | 690,531,067 | 183,717,127 | 182,950,630 | 305,497,244 | 18,366,067 | 690,531,067 |

CHILD CARE COSTS AND REVENUE SHARES

TABLE 13

CHILD CARE PROGRAM COSTS

CHILD CARE PROGRAM REVENUE SHARES

| COUNTY | CENTRALIZED | COUNTY | PERSONNEL | NON | TOTAL | FEDERAL | STATE | COUNTY | MISC | TOTAL |
|----------------------|-------------|----------------|------------|-----------|-------------|------------|------------|-------------|---------|-------------|
| | | PURCHASED SVCS | | PERSONNEL | | | | | | |
| 1 Aitkin | 110,789 | 136,518 | 21,633 | 1,653 | 270,593 | 173,428 | 83,327 | 13,838 | 0 | 270,593 |
| 2 Anoka | 14,765,870 | 4,444,612 | 1,593,277 | 238,192 | 21,041,951 | 10,563,353 | 8,421,124 | 1,955,249 | 102,225 | 21,041,951 |
| 3 Becker | 414,801 | 272,122 | 2,727 | 228 | 689,878 | 554,765 | 235,372 | (108,107) | 7,848 | 689,878 |
| 4 Beltrami | 922,905 | 175,225 | 94,930 | 19,834 | 1,212,894 | 1,368,738 | 606,098 | (773,893) | 11,951 | 1,212,894 |
| 5 Benton | 1,249,429 | 334,068 | 80,076 | 12,137 | 1,675,710 | 1,000,143 | 689,618 | (33,245) | 19,194 | 1,675,710 |
| 6 Big Stone | 25,542 | 11,201 | 3,715 | 597 | 41,055 | 13,469 | 11,522 | 15,289 | 775 | 41,055 |
| 7 Blue Earth | 1,493,454 | 666,193 | 106,044 | 40,915 | 2,306,606 | 1,258,160 | 847,267 | 190,799 | 10,380 | 2,306,606 |
| 8 Brown | 504,443 | 197,610 | 7,375 | 435 | 709,863 | 406,886 | 267,167 | 29,851 | 5,959 | 709,863 |
| 9 Carlton | 418,338 | 271,820 | 77,369 | 5,626 | 773,153 | 483,070 | 237,252 | 52,831 | 0 | 773,153 |
| 10 Carver | 1,947,905 | 49,687 | 295,099 | 15,151 | 2,307,842 | 1,197,902 | 1,080,601 | 15,203 | 14,136 | 2,307,842 |
| 11 Cass | 321,593 | 535,399 | 19,957 | 3,280 | 880,229 | 648,016 | 183,428 | 49,221 | (436) | 880,229 |
| 12 Chippewa | 75,616 | 1,010,142 | 157,857 | 21,510 | 1,265,125 | 1,115,565 | 100,298 | 49,262 | 0 | 1,265,125 |
| 13 Chisago | 765,499 | 281,058 | 128,609 | 4,601 | 1,179,767 | 669,194 | 385,809 | 114,765 | 9,999 | 1,179,767 |
| 14 Clay | 973,944 | 832,269 | 133,535 | 20,863 | 1,960,611 | 1,207,748 | 503,812 | 238,648 | 10,403 | 1,960,611 |
| 15 Clearwater | 101,682 | 111,926 | 3,537 | 247 | 217,392 | 153,443 | 52,240 | 9,061 | 2,648 | 217,392 |
| 16 Cook | 38,012 | 21,538 | 24,160 | 2,044 | 85,754 | 45,777 | 23,376 | 16,201 | 400 | 85,754 |
| 18 Crow Wing | 1,710,854 | 544,407 | 4,534 | 174 | 2,259,969 | 1,319,064 | 926,016 | 8,404 | 6,485 | 2,259,969 |
| 19 Dakota | 18,201,499 | 1,026,385 | 579,891 | 59,846 | 19,867,621 | 11,187,528 | 9,662,822 | (1,030,579) | 47,850 | 19,867,621 |
| 21 Douglas | 431,909 | 313,363 | 67,699 | 8,553 | 821,524 | 442,647 | 206,173 | 165,844 | 6,860 | 821,524 |
| 23 Fillmore | 424,750 | 108,954 | 0 | 0 | 533,704 | 339,553 | 212,719 | (23,294) | 4,726 | 533,704 |
| 24 Freeborn | 548,548 | 413,682 | 278,343 | 29,905 | 1,270,478 | 644,520 | 331,112 | 291,246 | 3,600 | 1,270,478 |
| 25 Goodhue | 841,028 | 247,104 | 7,480 | 744 | 1,096,356 | 637,107 | 435,025 | 17,054 | 7,170 | 1,096,356 |
| 26 Grant | 75,444 | 52,516 | 47,012 | 13,114 | 188,086 | 79,757 | 37,726 | 54,969 | 15,634 | 188,086 |
| 27 Hennepin | 117,742,520 | 19,008,208 | 15,537,933 | 2,408,996 | 154,697,657 | 78,568,393 | 67,956,665 | 7,745,877 | 426,722 | 154,697,657 |
| 28 Houston | 196,363 | 95,799 | 1,341 | 195 | 293,698 | 190,900 | 92,234 | 6,070 | 4,494 | 293,698 |
| 29 Hubbard | 388,731 | 177,291 | 41,261 | 4,811 | 612,094 | 366,344 | 202,847 | 37,490 | 5,413 | 612,094 |
| 30 Isanti | 916,671 | 339,973 | 38,365 | 5,253 | 1,300,262 | 784,861 | 511,727 | (1,611) | 5,285 | 1,300,262 |
| 31 Itasca | 402,609 | 444,807 | 5,866 | 532 | 853,814 | 622,707 | 240,023 | (8,916) | 0 | 853,814 |
| 32 DVHHS | 131,185 | 4,812 | 35,160 | 5,398 | 176,555 | 70,579 | 58,408 | 39,673 | 7,895 | 176,555 |
| 33 Kanabec | 129,509 | 174,446 | 59,106 | 6,029 | 369,090 | 233,672 | 87,127 | 48,291 | 0 | 369,090 |
| 34 Kandiyohi | 483,566 | 605,345 | 60,474 | 6,847 | 1,156,232 | 859,993 | 298,333 | (25,274) | 23,180 | 1,156,232 |
| 35 Kittson | 24,008 | 12,406 | 16,929 | 1,265 | 54,608 | 38,723 | 20,076 | (4,191) | 0 | 54,608 |
| 36 Koochiching | 150,485 | 149,945 | 0 | 0 | 300,430 | 211,834 | 103,195 | (14,814) | 215 | 300,430 |
| 37 Lac Qui Parle | 40,013 | 8,421 | 4,795 | 779 | 54,008 | 21,482 | 17,797 | 13,864 | 865 | 54,008 |
| 38 Lake | 89,588 | 33,770 | 29,172 | 4,179 | 156,709 | 73,011 | 33,153 | 49,773 | 772 | 156,709 |
| 39 Lake of the Woods | 31,827 | 22,612 | 16,515 | 1,758 | 72,712 | 39,439 | 16,197 | 16,403 | 673 | 72,712 |
| 40 Le Sueur | 371,687 | 202,720 | 158,608 | 15,958 | 748,973 | 370,542 | 222,181 | 140,863 | 15,387 | 748,973 |
| 42 SWHHS | 948,559 | 7,983 | 294,889 | 53,331 | 1,304,762 | 507,115 | 446,550 | 315,103 | 35,994 | 1,304,762 |
| 43 McLeod | 448,857 | 276,647 | 52,240 | 4,995 | 782,739 | 391,478 | 245,660 | 137,567 | 8,034 | 782,739 |
| 44 Mahnomon | 42,445 | 62,191 | 4,596 | 618 | 109,850 | 85,753 | 31,467 | (7,370) | 0 | 109,850 |

CHILD CARE COSTS AND REVENUE SHARES

TABLE 13

CHILD CARE PROGRAM COSTS

CHILD CARE PROGRAM REVENUE SHARES

| COUNTY | CENTRALIZED | COUNTY | PERSONNEL | NON | TOTAL | FEDERAL | STATE | COUNTY | MISC | TOTAL |
|---------------------|--------------------|-------------------|-------------------|------------------|--------------------|--------------------|--------------------|-------------------|------------------|--------------------|
| | PURCHASED SVCS | | PERSONNEL | PERSONNEL | | | | | | |
| 45 Marshall | 41,746 | 45,904 | 59,525 | 5,126 | 152,301 | 53,866 | 20,977 | 75,167 | 2,291 | 152,301 |
| 46 Faribault Martin | 485,589 | 331,178 | 33,343 | 3,081 | 853,191 | 521,936 | 279,087 | 52,168 | 0 | 853,191 |
| 47 Meeker | 217,082 | 155,811 | 56,876 | 9,225 | 438,994 | 237,527 | 119,649 | 78,668 | 3,150 | 438,994 |
| 48 Mille Lacs | 521,397 | 328,953 | 27,976 | 1,651 | 879,977 | 561,117 | 310,940 | 6,357 | 1,563 | 879,977 |
| 49 Morrison | 277,010 | 216,496 | 33,388 | 1,627 | 528,521 | 338,701 | 150,600 | 39,220 | 0 | 528,521 |
| 50 Mower | 724,259 | 559,900 | 16 | 2 | 1,284,177 | 863,582 | 361,431 | 51,803 | 7,361 | 1,284,177 |
| 52 Nicollet | 832,640 | 463,827 | 122,104 | 6,125 | 1,424,696 | 758,422 | 485,307 | 174,852 | 6,115 | 1,424,696 |
| 53 Nobles | 170,771 | 2,250 | 22,528 | 555 | 196,104 | 89,347 | 82,905 | 20,644 | 3,208 | 196,104 |
| 54 Norman | 98,835 | 3,201 | 3,663 | 901 | 106,600 | 108,805 | 45,231 | (48,436) | 1,000 | 106,600 |
| 55 Olmsted | 9,779,350 | 1,717,163 | 412,624 | 85,359 | 11,994,496 | 6,573,512 | 5,430,774 | (11,675) | 1,885 | 11,994,496 |
| 56 Otter Tail | 377,172 | 362,241 | 147,142 | 1,684 | 888,239 | 554,360 | 186,563 | 143,846 | 3,470 | 888,239 |
| 57 Pennington | 76,742 | 111,232 | 197,619 | 25,463 | 411,056 | 158,139 | 46,720 | 202,897 | 3,300 | 411,056 |
| 58 Pine | 270,161 | 352,755 | 42,742 | 4,422 | 670,080 | 450,331 | 142,013 | 73,086 | 4,650 | 670,080 |
| 60 Polk | 200,715 | 626,563 | 116,929 | 13,024 | 957,231 | 644,262 | 115,131 | 170,944 | 26,894 | 957,231 |
| 61 Pope | 90,728 | 67,348 | 48,888 | 7,520 | 214,484 | 91,278 | 45,224 | 73,887 | 4,095 | 214,484 |
| 62 Ramsey | 44,604,144 | 14,519,960 | 887,817 | 216,311 | 60,228,232 | 34,583,567 | 26,721,038 | (1,110,623) | 34,250 | 60,228,232 |
| 63 Red Lake | 34,175 | 64 | 31,318 | 6,249 | 71,806 | 42,754 | 17,263 | 10,889 | 900 | 71,806 |
| 65 Renville | 155,632 | 143,214 | 25,446 | 3,750 | 328,042 | 198,175 | 114,307 | 6,402 | 9,158 | 328,042 |
| 66 Rice | 813,647 | 267,829 | 228,719 | 15,649 | 1,325,844 | 867,808 | 428,464 | 15,376 | 14,196 | 1,325,844 |
| 68 Roseau | 70,684 | 57,137 | 58,007 | 292 | 186,120 | 96,178 | 37,814 | 52,059 | 69 | 186,120 |
| 69 St. Louis | 3,080,249 | 3,003,510 | 654,551 | 92,246 | 6,830,556 | 4,615,537 | 1,713,439 | 466,168 | 35,412 | 6,830,556 |
| 70 Scott | 5,323,097 | 52,622 | 1,283,220 | 61,404 | 6,720,343 | 3,140,435 | 2,894,244 | 645,614 | 40,050 | 6,720,343 |
| 71 Sherburne | 1,658,441 | 358,795 | 166,433 | 9,112 | 2,192,781 | 1,188,612 | 890,379 | 96,622 | 17,168 | 2,192,781 |
| 72 Sibley | 188,862 | 115,080 | 80,774 | 8,735 | 393,451 | 178,492 | 110,652 | 101,267 | 3,040 | 393,451 |
| 73 Stearns | 5,184,800 | 1,432,365 | 497,834 | 102,376 | 7,217,375 | 3,998,473 | 2,947,432 | 203,626 | 67,844 | 7,217,375 |
| 74 MNPrairie | 2,315,942 | 897,867 | 240,026 | 6,867 | 3,460,702 | 1,921,100 | 1,317,277 | 200,705 | 21,620 | 3,460,702 |
| 75 Stevens | 91,876 | 52,402 | 28,456 | 2,796 | 175,530 | 95,409 | 45,321 | 34,449 | 351 | 175,530 |
| 76 Swift | 111,394 | 15,293 | 23,323 | 3,615 | 153,625 | 57,479 | 56,228 | 36,511 | 3,407 | 153,625 |
| 77 Todd | 143,359 | 251,675 | 98,297 | 5,921 | 499,252 | 288,192 | 77,893 | 130,652 | 2,515 | 499,252 |
| 78 Traverse | 27,924 | 73,161 | 0 | 0 | 101,085 | 76,803 | 18,423 | 5,384 | 475 | 101,085 |
| 79 Wabasha | 274,952 | 111,608 | 43,310 | 5,901 | 435,771 | 245,345 | 148,884 | 35,456 | 6,086 | 435,771 |
| 80 Wadena | 177,129 | 244,299 | 4,762 | 559 | 426,749 | 263,997 | 117,517 | 43,565 | 1,670 | 426,749 |
| 82 Washington | 6,394,238 | 1,111,499 | 317,367 | 21,603 | 7,844,707 | 4,233,768 | 3,537,347 | 29,819 | 43,773 | 7,844,707 |
| 83 Watonwan | 91,579 | 85,864 | 50,582 | 2,227 | 230,252 | 120,023 | 56,150 | 52,962 | 1,117 | 230,252 |
| 84 Wilkin | 102,171 | 152,678 | 0 | 0 | 254,849 | 115,928 | 59,747 | 77,321 | 1,853 | 254,849 |
| 85 Winona | 676,721 | 260,562 | 88,998 | 13,767 | 1,040,048 | 648,524 | 368,992 | 20,467 | 2,065 | 1,040,048 |
| 86 Wright | 1,328,751 | 495,912 | 251,195 | 24,990 | 2,100,848 | 1,106,256 | 716,325 | 234,506 | 43,761 | 2,100,848 |
| 87 Yellow Medicine | 82,335 | 5,064 | 35,949 | 1,559 | 124,907 | 42,271 | 34,350 | 45,461 | 2,825 | 124,907 |
| TOTALS | 255,998,775 | 62,738,457 | 26,513,856 | 3,792,287 | 349,043,375 | 189,076,970 | 146,375,582 | 12,345,500 | 1,245,323 | 349,043,375 |

CHEMICAL DEPENDENCY (CD) COSTS AND REVENUE SHARES

TABLE 14

| COUNTY | CD PROGRAM COSTS | | | | | CD PROGRAM REVENUE SHARES | | | | |
|----------------------|------------------|------------|-----------|-----------|------------|---------------------------|------------|------------|---------|------------|
| | CENTRALIZED | COUNTY | PERSONNEL | NON | TOTAL | FEDERAL | STATE | COUNTY | MISC | TOTAL |
| | PURCHASED SVCS | | | PERSONNEL | | | | | | |
| 1 Aitkin | 286,471 | 90,571 | 102,836 | 7,856 | 487,734 | 150,679 | 202,747 | 121,464 | 12,844 | 487,734 |
| 2 Anoka | 4,789,611 | 2,002,927 | 93,308 | 13,949 | 6,899,795 | 1,486,483 | 3,501,527 | 1,825,447 | 86,338 | 6,899,795 |
| 3 Becker | 1,115,022 | 345,988 | 490,309 | 40,903 | 1,992,222 | 503,863 | 768,494 | 712,905 | 6,960 | 1,992,222 |
| 4 Beltrami | 4,428,211 | 385,667 | 240,262 | 50,198 | 5,104,338 | 3,868,172 | 785,249 | 429,627 | 21,291 | 5,104,338 |
| 5 Benton | 627,676 | 279,639 | 102,011 | 15,461 | 1,024,787 | 282,445 | 458,999 | 268,889 | 14,454 | 1,024,787 |
| 6 Big Stone | 137,450 | 43,548 | 46,158 | 7,421 | 234,577 | 64,931 | 104,158 | 58,792 | 6,696 | 234,577 |
| 7 Blue Earth | 1,811,946 | 825,921 | 91,313 | 35,231 | 2,764,411 | 643,862 | 1,365,464 | 602,633 | 152,452 | 2,764,411 |
| 8 Brown | 443,956 | 188,757 | 99,872 | 5,896 | 738,481 | 204,362 | 327,469 | 156,201 | 50,449 | 738,481 |
| 9 Carlton | 790,418 | 237,568 | 142,196 | 10,339 | 1,180,521 | 544,425 | 419,393 | 216,703 | 0 | 1,180,521 |
| 10 Carver | 617,170 | 214,905 | 0 | 0 | 832,075 | 407,009 | 433,778 | (55,816) | 47,104 | 832,075 |
| 11 Cass | 534,268 | 296,188 | 120,634 | 19,829 | 970,919 | 261,941 | 361,044 | 323,830 | 24,104 | 970,919 |
| 12 Chippewa | 249,238 | 118,409 | 173,975 | 23,706 | 565,328 | 102,182 | 196,796 | 256,673 | 9,677 | 565,328 |
| 13 Chisago | 528,543 | 214,279 | 178,863 | 6,399 | 928,084 | 346,233 | 330,593 | 208,239 | 43,019 | 928,084 |
| 14 Clay | 937,495 | 584,094 | 508,135 | 79,390 | 2,109,114 | 464,585 | 668,865 | 933,167 | 42,497 | 2,109,114 |
| 15 Clearwater | 156,122 | 60,017 | 42,261 | 2,952 | 261,352 | 68,992 | 107,310 | 84,238 | 812 | 261,352 |
| 16 Cook | 115,404 | 98,465 | 5,537 | 469 | 219,875 | 50,736 | 87,601 | 72,697 | 8,841 | 219,875 |
| 18 Crow Wing | 2,022,888 | 569,770 | 483,582 | 18,509 | 3,094,749 | 926,566 | 1,349,044 | 799,029 | 20,110 | 3,094,749 |
| 19 Dakota | 3,393,500 | 1,421,842 | 692,562 | 71,474 | 5,579,378 | 1,720,168 | 2,331,517 | 1,342,754 | 184,939 | 5,579,378 |
| 21 Douglas | 768,778 | 282,383 | 289,303 | 36,551 | 1,377,015 | 270,575 | 622,653 | 396,688 | 87,099 | 1,377,015 |
| 23 Fillmore | 161,220 | 61,900 | 125,208 | 7,169 | 355,497 | 122,724 | 84,849 | 127,278 | 20,646 | 355,497 |
| 24 Freeborn | 677,201 | 227,321 | 43,061 | 4,626 | 952,209 | 167,626 | 588,119 | 173,556 | 22,908 | 952,209 |
| 25 Goodhue | 992,168 | 467,540 | 109,574 | 10,905 | 1,580,187 | 305,798 | 779,160 | 414,458 | 80,771 | 1,580,187 |
| 26 Grant | 52,083 | 20,324 | 78,634 | 21,934 | 172,975 | 67,758 | 45,486 | 48,544 | 11,187 | 172,975 |
| 27 Hennepin | 28,150,543 | 11,072,260 | 3,958,682 | 613,753 | 43,795,238 | 15,831,036 | 15,962,292 | 11,946,536 | 55,374 | 43,795,238 |
| 28 Houston | 158,909 | 90,559 | 26,612 | 3,874 | 279,954 | 70,609 | 127,625 | 74,400 | 7,319 | 279,954 |
| 29 Hubbard | 375,185 | 124,878 | 105,016 | 12,244 | 617,323 | 170,842 | 269,197 | 167,352 | 9,931 | 617,323 |
| 30 Isanti | 653,439 | 183,880 | 191,154 | 26,170 | 1,054,643 | 367,722 | 454,359 | 228,153 | 4,409 | 1,054,643 |
| 31 Itasca | 1,574,996 | 1,069,263 | 15,667 | 1,422 | 2,661,348 | 515,442 | 1,175,156 | 928,620 | 42,131 | 2,661,348 |
| 32 DVHHS | 132,370 | 87,597 | 46,394 | 7,122 | 273,483 | 66,325 | 121,779 | 79,355 | 6,024 | 273,483 |
| 33 Kanabec | 436,384 | 122,489 | 110,789 | 11,301 | 680,963 | 132,995 | 347,833 | 197,936 | 2,200 | 680,963 |
| 34 Kandiyohi | 1,022,684 | 501,481 | 108,591 | 12,296 | 1,645,052 | 270,845 | 834,486 | 512,639 | 27,083 | 1,645,052 |
| 35 Kittson | 19,747 | 11,004 | 19,369 | 1,448 | 51,568 | 16,544 | 10,971 | 22,168 | 1,885 | 51,568 |
| 36 Koochiching | 289,268 | 156,352 | 0 | 0 | 445,620 | 88,171 | 223,785 | 114,469 | 19,195 | 445,620 |
| 37 Lac Qui Parle | 48,990 | 18,991 | 75,816 | 12,310 | 156,107 | 53,923 | 25,971 | 72,511 | 3,702 | 156,107 |
| 38 Lake | 134,426 | 42,034 | 5,913 | 847 | 183,220 | 44,013 | 118,022 | 21,185 | 0 | 183,220 |
| 39 Lake of the Woods | 11,717 | 8,652 | 42,449 | 4,518 | 67,336 | 21,309 | 4,202 | 38,303 | 3,522 | 67,336 |
| 40 Le Sueur | 565,804 | 171,282 | 120,325 | 12,106 | 869,517 | 197,608 | 435,412 | 219,698 | 16,799 | 869,517 |
| 42 SWHHS | 1,327,087 | 528,621 | 432,412 | 78,203 | 2,366,323 | 414,961 | 1,190,647 | 656,045 | 104,670 | 2,366,323 |
| 43 McLeod | 717,072 | 299,947 | 323,938 | 30,976 | 1,371,933 | 250,188 | 616,525 | 455,185 | 50,035 | 1,371,933 |
| 44 Mahnomon | 8,198 | 56,274 | 16,066 | 2,160 | 82,698 | 14,890 | 4,058 | 59,029 | 4,721 | 82,698 |

CHEMICAL DEPENDENCY (CD) COSTS AND REVENUE SHARES

TABLE 14

| <i>CD PROGRAM COSTS</i> | | | | | | <i>CD PROGRAM REVENUE SHARES</i> | | | | |
|-------------------------|-------------|--------------------------|------------|------------------|-------------|----------------------------------|------------|------------|-----------|-------------|
| COUNTY | CENTRALIZED | COUNTY PURCHASED SVCS | PERSONNEL | NON PERSONNEL | TOTAL | FEDERAL | STATE | COUNTY | MISC | TOTAL |
| 45 Marshall | 71,209 | 36,176 | 131,101 | 11,289 | 249,775 | 70,934 | 47,986 | 127,308 | 3,547 | 249,775 |
| 46 Faribault Martin | 703,409 | 80,707 | 360,410 | 33,307 | 1,177,833 | 281,065 | 384,683 | 444,888 | 67,197 | 1,177,833 |
| 47 Meeker | 434,091 | 148,496 | 184,857 | 29,982 | 797,426 | 188,479 | 336,000 | 261,608 | 11,339 | 797,426 |
| 48 Mille Lacs | 227,219 | 115,567 | 153,803 | 9,078 | 505,667 | 182,049 | 141,724 | 173,752 | 8,141 | 505,667 |
| 49 Morrison | 560,036 | 190,534 | 161,792 | 7,883 | 920,245 | 307,403 | 363,427 | 209,682 | 39,734 | 920,245 |
| 50 Mower | 586,196 | 329,248 | 40,542 | 4,256 | 960,242 | 193,024 | 476,481 | 256,408 | 34,328 | 960,242 |
| 52 Nicollet | 394,079 | 182,489 | 297,330 | 14,915 | 888,813 | 248,126 | 276,277 | 320,830 | 43,580 | 888,813 |
| 53 Nobles | 331,145 | 78,642 | 147,717 | 3,639 | 561,143 | 68,020 | 316,404 | 149,106 | 27,613 | 561,143 |
| 54 Norman | 1,658 | 8,675 | 3,760 | 925 | 15,018 | 13,658 | 1,623 | (263) | 0 | 15,018 |
| 55 Olmsted | 2,502,433 | 1,870,314 | 836,204 | 172,985 | 5,381,936 | 1,270,134 | 1,921,694 | 1,997,465 | 192,643 | 5,381,936 |
| 56 Otter Tail | 1,504,010 | 548,031 | 663,667 | 7,594 | 2,723,302 | 517,184 | 1,177,123 | 957,878 | 71,118 | 2,723,302 |
| 57 Pennington | 315,660 | 81,663 | 131,301 | 16,918 | 545,542 | 111,327 | 241,175 | 188,165 | 4,875 | 545,542 |
| 58 Pine | 999,073 | 287,131 | 169 | 18 | 1,286,391 | 318,887 | 747,715 | 219,689 | 100 | 1,286,391 |
| 60 Polk | 471,617 | 100,378 | 109,761 | 12,226 | 693,982 | 353,053 | 247,331 | 90,639 | 2,958 | 693,982 |
| 61 Pope | 129,786 | 65,296 | 77,550 | 11,929 | 284,561 | 50,533 | 112,056 | 107,804 | 14,168 | 284,561 |
| 62 Ramsey | 9,032,520 | 2,002,686 | 4,223,354 | 1,028,991 | 16,287,551 | 5,412,991 | 5,526,748 | 4,208,597 | 1,139,215 | 16,287,551 |
| 63 Red Lake | 36,848 | 10,937 | 19,267 | 3,845 | 70,897 | 15,182 | 32,382 | 22,728 | 605 | 70,897 |
| 65 Renville | 216,570 | 115,847 | 97,499 | 14,368 | 444,284 | 87,141 | 194,117 | 142,129 | 20,897 | 444,284 |
| 66 Rice | 1,144,287 | 341,350 | 88,367 | 6,046 | 1,580,050 | 323,585 | 955,959 | 252,827 | 47,679 | 1,580,050 |
| 68 Roseau | 186,199 | 45,930 | 104,057 | 524 | 336,710 | 65,713 | 148,283 | 122,710 | 4 | 336,710 |
| 69 St. Louis | 6,511,992 | 3,763,898 | 1,417,970 | 199,835 | 11,893,695 | 3,243,244 | 4,255,734 | 4,142,947 | 251,771 | 11,893,695 |
| 70 Scott | 1,425,566 | 590,461 | 237,112 | 11,346 | 2,264,485 | 826,802 | 980,571 | 363,025 | 94,087 | 2,264,485 |
| 71 Sherburne | 612,306 | 189,742 | 221,454 | 12,124 | 1,035,626 | 408,003 | 426,191 | 181,126 | 20,306 | 1,035,626 |
| 72 Sibley | 169,728 | 64,905 | 137,992 | 14,922 | 387,547 | 163,202 | 80,693 | 120,008 | 23,644 | 387,547 |
| 73 Stearns | 2,035,104 | 1,077,709 | 330,988 | 68,065 | 3,511,866 | 822,296 | 1,502,816 | 1,118,600 | 68,154 | 3,511,866 |
| 74 MNPrairie | 1,601,408 | 459,082 | 354,807 | 10,151 | 2,425,448 | 506,675 | 1,266,860 | 606,802 | 45,110 | 2,425,448 |
| 75 Stevens | 87,864 | 22,687 | 71,379 | 7,013 | 188,943 | 57,405 | 77,005 | 51,078 | 3,455 | 188,943 |
| 76 Swift | 163,782 | 64,641 | 107,825 | 16,711 | 352,959 | 59,062 | 149,445 | 137,902 | 6,549 | 352,959 |
| 77 Todd | 417,608 | 113,413 | 72,660 | 4,377 | 608,058 | 155,974 | 309,848 | 137,856 | 4,380 | 608,058 |
| 78 Traverse | 36,803 | 15,930 | 36,879 | 9,812 | 99,424 | 25,571 | 28,489 | 40,219 | 5,145 | 99,424 |
| 79 Wabasha | 190,497 | 121,979 | 39,581 | 5,392 | 357,449 | 68,877 | 161,917 | 99,007 | 27,648 | 357,449 |
| 80 Wadena | 379,291 | 111,088 | 109,155 | 12,826 | 612,360 | 166,459 | 269,996 | 170,868 | 5,038 | 612,360 |
| 82 Washington | 1,924,233 | 640,250 | 387,346 | 26,366 | 2,978,195 | 753,264 | 1,482,969 | 679,834 | 62,128 | 2,978,195 |
| 83 Watonwan | 85,867 | 50,596 | 88,706 | 3,906 | 229,075 | 94,440 | 59,968 | 55,732 | 18,936 | 229,075 |
| 84 Wilkin | 128,509 | 38,681 | 57,974 | 8,284 | 233,448 | 72,250 | 92,671 | 61,740 | 6,787 | 233,448 |
| 85 Winona | 754,710 | 395,973 | 185,584 | 28,708 | 1,364,975 | 183,009 | 664,115 | 454,736 | 63,115 | 1,364,975 |
| 86 Wright | 1,719,265 | 456,141 | 253,932 | 25,263 | 2,454,601 | 547,591 | 1,413,502 | 475,880 | 17,628 | 2,454,601 |
| 87 Yellow Medicine | 203,066 | 117,707 | 117,868 | 5,112 | 443,753 | 81,186 | 184,839 | 174,311 | 3,416 | 443,753 |
| TOTALS | 99,559,303 | 38,518,567 | 21,920,507 | 3,182,848 | 163,181,225 | 49,873,336 | 64,899,452 | 44,637,201 | 3,771,236 | 163,181,225 |

MENTAL HEALTH COSTS AND REVENUE SHARES

TABLE 15

MENTAL HEALTH PROGRAM COSTS

MENTAL HEALTH PROGRAM REVENUE SHARES

| COUNTY | CENTRALIZED | COUNTY | PERSONNEL | NON | TOTAL | FEDERAL | STATE | COUNTY | MISC | TOTAL |
|----------------------|-------------|----------------|------------|-----------|-------------|------------|------------|------------|-----------|-------------|
| | | PURCHASED SVCS | | PERSONNEL | | | | | | |
| 1 Aitkin | 611,571 | 447,198 | 291,395 | 22,260 | 1,372,424 | 182,660 | 582,383 | 532,736 | 74,646 | 1,372,424 |
| 2 Anoka | 13,317,121 | 5,982,388 | 3,347,133 | 500,391 | 23,147,033 | 4,468,534 | 11,530,609 | 6,079,994 | 1,067,896 | 23,147,033 |
| 3 Becker | 1,066,413 | 1,375,160 | 1,180,398 | 98,471 | 3,720,442 | 514,704 | 1,374,626 | 1,721,461 | 109,652 | 3,720,442 |
| 4 Beltrami | 4,946,967 | 3,602,924 | 415,832 | 86,881 | 9,052,604 | 777,066 | 6,363,045 | 1,741,644 | 170,850 | 9,052,604 |
| 5 Benton | 1,519,303 | 3,491,465 | 686,070 | 103,985 | 5,800,823 | 1,002,875 | 3,149,279 | 1,487,543 | 161,126 | 5,800,823 |
| 6 Big Stone | 51,236 | 439,295 | 304,612 | 48,976 | 844,119 | 135,184 | 126,783 | 419,473 | 162,679 | 844,119 |
| 7 Blue Earth | 4,742,765 | 4,488,020 | 2,715,208 | 1,047,617 | 12,993,610 | 2,088,615 | 5,593,554 | 3,594,764 | 1,716,678 | 12,993,610 |
| 8 Brown | 975,498 | 559,213 | 1,175,263 | 69,380 | 2,779,354 | 310,406 | 1,165,768 | 713,545 | 589,636 | 2,779,354 |
| 9 Carlton | 1,754,655 | 1,958,402 | 1,540,992 | 112,050 | 5,366,099 | 1,167,519 | 2,057,268 | 1,244,182 | 897,131 | 5,366,099 |
| 10 Carver | 2,836,290 | 1,391,108 | 5,411,960 | 277,858 | 9,917,216 | 1,778,301 | 3,599,874 | 1,434,042 | 3,104,999 | 9,917,216 |
| 11 Cass | 1,302,500 | 947,556 | 675,610 | 111,053 | 3,036,719 | 322,573 | 1,264,293 | 1,299,176 | 150,677 | 3,036,719 |
| 12 Chippewa | 596,126 | 359,777 | 145,535 | 19,831 | 1,121,269 | 110,813 | 598,878 | 377,303 | 34,276 | 1,121,269 |
| 13 Chisago | 1,705,194 | 1,187,166 | 1,392,063 | 49,802 | 4,334,225 | 465,630 | 1,766,181 | 1,648,007 | 454,408 | 4,334,225 |
| 14 Clay | 2,812,642 | 2,944,882 | 394,622 | 61,655 | 6,213,801 | 841,370 | 3,214,325 | 2,042,657 | 115,449 | 6,213,801 |
| 15 Clearwater | 452,863 | 482,848 | 21,512 | 1,502 | 958,725 | 40,164 | 465,144 | 452,310 | 1,107 | 958,725 |
| 16 Cook | 242,789 | 285,816 | 279,156 | 23,619 | 831,380 | 78,849 | 280,967 | 385,811 | 85,754 | 831,380 |
| 18 Crow Wing | 3,891,682 | 5,378,168 | 805,470 | 30,829 | 10,106,149 | 1,240,179 | 5,302,214 | 3,231,331 | 332,426 | 10,106,149 |
| 19 Dakota | 15,523,551 | 5,142,984 | 5,582,141 | 576,094 | 26,824,770 | 6,460,849 | 11,341,452 | 6,647,170 | 2,375,300 | 26,824,770 |
| 21 Douglas | 2,201,942 | 895,293 | 678,958 | 85,782 | 3,861,975 | 537,555 | 1,940,947 | 940,336 | 443,138 | 3,861,975 |
| 23 Fillmore | 586,396 | 487,290 | 27,495 | 1,574 | 1,102,755 | 295,464 | 491,259 | 293,248 | 22,784 | 1,102,755 |
| 24 Freeborn | 1,728,486 | 849,861 | 1,619,335 | 173,980 | 4,371,662 | 607,824 | 1,983,199 | 1,263,657 | 516,983 | 4,371,662 |
| 25 Goodhue | 2,109,145 | 1,210,177 | 920,925 | 91,647 | 4,331,894 | 931,230 | 1,921,017 | 742,354 | 737,294 | 4,331,894 |
| 26 Grant | 58,993 | 1,550,999 | 505,458 | 140,993 | 2,256,443 | 106,968 | 1,248,467 | 376,250 | 524,759 | 2,256,443 |
| 27 Hennepin | 74,143,493 | 45,062,530 | 30,761,513 | 4,769,255 | 154,736,791 | 25,192,400 | 68,075,948 | 54,368,599 | 7,099,844 | 154,736,791 |
| 28 Houston | 1,083,731 | 365,120 | 702,393 | 102,255 | 2,253,499 | 623,138 | 807,962 | 479,027 | 343,372 | 2,253,499 |
| 29 Hubbard | 943,697 | 731,074 | 488,480 | 56,953 | 2,220,204 | 435,042 | 849,697 | 833,877 | 101,588 | 2,220,204 |
| 30 Isanti | 1,144,404 | 3,436,685 | 1,149,115 | 157,323 | 5,887,527 | 601,303 | 2,764,204 | 2,046,282 | 475,738 | 5,887,527 |
| 31 Itasca | 2,867,032 | 3,136,765 | 172,471 | 15,652 | 6,191,920 | 957,940 | 3,357,201 | 1,876,779 | 0 | 6,191,920 |
| 32 DVHHS | 1,072,391 | 4,128,633 | 690,994 | 106,075 | 5,998,093 | 381,497 | 4,306,989 | (129,609) | 1,439,215 | 5,998,093 |
| 33 Kanabec | 917,615 | 791,481 | 494,943 | 50,486 | 2,254,525 | 229,948 | 907,341 | 612,394 | 504,843 | 2,254,525 |
| 34 Kandiyohi | 1,744,950 | 2,756,434 | 764,360 | 86,547 | 5,352,291 | 655,187 | 2,046,621 | 2,440,913 | 209,571 | 5,352,291 |
| 35 Kittson | 149,792 | 254,853 | 54,568 | 4,078 | 463,291 | 50,078 | 119,520 | 292,225 | 1,469 | 463,291 |
| 36 Koochiching | 662,799 | 651,751 | 187,005 | 36,055 | 1,537,610 | 233,350 | 763,789 | 348,903 | 191,568 | 1,537,610 |
| 37 Lac Qui Parle | 298,310 | 443,523 | 242,645 | 39,399 | 1,023,877 | 202,378 | 276,099 | 461,602 | 83,799 | 1,023,877 |
| 38 Lake | 101,994 | 3,511,224 | 103,018 | 14,759 | 3,730,995 | 85,219 | 3,002,672 | 562,782 | 80,323 | 3,730,995 |
| 39 Lake of the Woods | 285,099 | 178,256 | 73,530 | 7,826 | 544,711 | 42,971 | 325,094 | 149,933 | 26,713 | 544,711 |
| 40 Le Sueur | 1,198,578 | 1,266,962 | 665,032 | 66,910 | 3,197,482 | 689,450 | 1,160,310 | 1,158,070 | 189,653 | 3,197,482 |
| 42 SWHHS | 2,870,570 | 3,156,612 | 1,602,936 | 289,894 | 7,920,012 | 1,194,893 | 3,037,001 | 2,806,141 | 881,977 | 7,920,012 |
| 43 McLeod | 1,590,398 | 562,941 | 1,373,362 | 131,325 | 3,658,026 | 352,280 | 1,571,170 | 1,126,614 | 607,963 | 3,658,026 |
| 44 Mahnomon | 231,473 | 270,803 | 172,219 | 23,158 | 697,653 | 151,045 | 229,639 | 245,638 | 71,332 | 697,653 |

MENTAL HEALTH COSTS AND REVENUE SHARES

TABLE 15

MENTAL HEALTH PROGRAM COSTS

MENTAL HEALTH PROGRAM REVENUE SHARES

| COUNTY | CENTRALIZED | COUNTY PURCHASED SVCS | PERSONNEL | NON PERSONNEL | TOTAL | FEDERAL | STATE | COUNTY | MISC | TOTAL |
|---------------------|-------------|--------------------------|-------------|------------------|-------------|------------|-------------|-------------|------------|-------------|
| 45 Marshall | 578,818 | 176,278 | 275,552 | 23,728 | 1,054,376 | 79,823 | 617,637 | 265,006 | 91,910 | 1,054,376 |
| 46 Faribault Martin | 2,707,877 | 896,695 | 1,241,471 | 114,728 | 4,960,771 | 450,902 | 2,860,146 | 1,300,303 | 349,421 | 4,960,771 |
| 47 Meeker | 436,915 | 632,496 | 555,823 | 90,147 | 1,715,381 | 205,719 | 391,264 | 915,420 | 202,979 | 1,715,381 |
| 48 Mille Lacs | 1,112,285 | 627,714 | 537,558 | 31,730 | 2,309,287 | 398,857 | 1,172,356 | 738,074 | 0 | 2,309,287 |
| 49 Morrison | 1,487,156 | 986,406 | 843,524 | 41,101 | 3,358,187 | 754,460 | 1,352,165 | 815,364 | 436,198 | 3,358,187 |
| 50 Mower | 3,642,377 | 1,402,183 | 347,792 | 36,510 | 5,428,862 | 1,010,627 | 3,427,832 | 902,671 | 87,732 | 5,428,862 |
| 52 Nicollet | 2,063,886 | 827,479 | 1,771,446 | 88,862 | 4,751,673 | 1,112,536 | 1,755,536 | 1,419,849 | 463,753 | 4,751,673 |
| 53 Nobles | 914,388 | 1,358,475 | 509,985 | 12,563 | 2,795,411 | 446,871 | 791,001 | 1,361,375 | 196,164 | 2,795,411 |
| 54 Norman | 177,058 | 217,017 | 237,008 | 58,337 | 689,420 | 105,257 | 212,785 | 160,177 | 211,201 | 689,420 |
| 55 Olmsted | 7,709,743 | 7,308,043 | 4,885,175 | 1,010,594 | 20,913,555 | 3,113,053 | 9,896,739 | 6,254,281 | 1,649,483 | 20,913,555 |
| 56 Otter Tail | 2,863,902 | 3,493,152 | 489,903 | 5,606 | 6,852,563 | 704,188 | 3,894,477 | 2,144,028 | 109,871 | 6,852,563 |
| 57 Pennington | 718,847 | 504,282 | 170,648 | 21,988 | 1,415,765 | 83,933 | 866,823 | 464,360 | 649 | 1,415,765 |
| 58 Pine | 688,824 | 597,112 | 593,742 | 61,428 | 1,941,106 | 461,989 | 760,329 | 426,218 | 292,571 | 1,941,106 |
| 60 Polk | 1,829,818 | 3,516,163 | 998,238 | 111,186 | 6,455,405 | 679,369 | 4,012,813 | 1,485,368 | 277,856 | 6,455,405 |
| 61 Pope | 714,255 | 354,228 | 455,365 | 70,045 | 1,593,893 | 148,059 | 730,165 | 347,261 | 368,409 | 1,593,893 |
| 62 Ramsey | 37,351,647 | 17,743,047 | 14,455,357 | 3,521,948 | 73,071,999 | 10,326,168 | 40,143,191 | 15,616,779 | 6,985,861 | 73,071,999 |
| 63 Red Lake | 36,352 | 106,780 | 121,710 | 24,287 | 289,129 | 102,682 | 15,977 | 149,914 | 20,557 | 289,129 |
| 65 Renville | 620,032 | 665,976 | 638,846 | 94,147 | 2,019,001 | 285,914 | 575,967 | 967,190 | 189,931 | 2,019,001 |
| 66 Rice | 2,430,192 | 1,457,190 | 2,293,152 | 156,894 | 6,337,428 | 1,091,028 | 3,015,557 | 1,720,080 | 510,763 | 6,337,428 |
| 68 Roseau | 733,031 | 499,637 | 219,224 | 1,104 | 1,452,996 | 100,206 | 895,248 | 364,800 | 92,742 | 1,452,996 |
| 69 St. Louis | 10,000,583 | 10,613,206 | 4,505,151 | 634,912 | 25,753,852 | 5,716,049 | 10,809,927 | 7,576,725 | 1,651,152 | 25,753,852 |
| 70 Scott | 4,829,700 | 896,902 | 4,860,539 | 232,586 | 10,819,727 | 2,288,302 | 4,033,966 | 2,200,126 | 2,297,333 | 10,819,727 |
| 71 Sherburne | 3,220,295 | 908,840 | 1,630,876 | 89,288 | 5,849,299 | 1,329,940 | 2,499,485 | 1,502,934 | 516,940 | 5,849,299 |
| 72 Sibley | 717,287 | 461,372 | 706,061 | 76,352 | 1,961,072 | 150,370 | 961,419 | 743,295 | 105,989 | 1,961,072 |
| 73 Stearns | 5,868,666 | 2,713,471 | 1,552,679 | 319,296 | 10,454,112 | 2,017,802 | 5,030,576 | 3,405,734 | 0 | 10,454,112 |
| 74 MNPrairie | 5,640,583 | 2,147,516 | 81,020 | 2,318 | 7,871,437 | 2,007,412 | 3,973,621 | 1,601,563 | 288,841 | 7,871,437 |
| 75 Stevens | 155,664 | 309,392 | 522,961 | 51,384 | 1,039,401 | 148,154 | 187,728 | 354,129 | 349,390 | 1,039,401 |
| 76 Swift | 774,922 | 453,012 | 652,739 | 101,165 | 1,981,838 | 214,740 | 811,674 | 805,634 | 149,791 | 1,981,838 |
| 77 Todd | 710,690 | 290,874 | 517,749 | 31,188 | 1,550,501 | 220,867 | 673,154 | 490,127 | 166,353 | 1,550,501 |
| 78 Traverse | 233,465 | 190,206 | 223,455 | 59,451 | 706,577 | 74,161 | 292,563 | 229,311 | 110,542 | 706,577 |
| 79 Wabasha | 376,431 | 263,408 | 293,806 | 40,028 | 973,673 | 114,848 | 445,766 | 275,758 | 137,301 | 973,673 |
| 80 Wadena | 725,168 | 432,710 | 608,081 | 71,449 | 1,837,408 | 310,491 | 725,852 | 496,024 | 305,041 | 1,837,408 |
| 82 Washington | 7,720,555 | 4,754,948 | 2,536,225 | 172,639 | 15,184,367 | 2,481,041 | 7,171,924 | 4,693,780 | 837,622 | 15,184,367 |
| 83 Watonwan | 895,464 | 573,892 | 924,734 | 40,722 | 2,434,812 | 199,120 | 1,123,022 | 930,567 | 182,103 | 2,434,812 |
| 84 Wilkin | 242,943 | 231,063 | 249,584 | 35,662 | 759,252 | 67,211 | 274,817 | 360,839 | 56,385 | 759,252 |
| 85 Winona | 2,790,339 | 1,463,463 | 756,352 | 116,998 | 5,127,152 | 1,251,225 | 2,192,746 | 1,671,451 | 11,731 | 5,127,152 |
| 86 Wright | 3,898,509 | 1,180,811 | 1,404,775 | 139,756 | 6,623,851 | 2,209,038 | 2,765,967 | 1,615,765 | 33,082 | 6,623,851 |
| 87 Yellow Medicine | 492,502 | 321,726 | 377,206 | 16,361 | 1,207,795 | 145,050 | 574,493 | 366,849 | 121,403 | 1,207,795 |
| TOTALS | 274,451,620 | 187,740,802 | 123,861,239 | 17,502,668 | 603,556,329 | 99,150,893 | 282,899,492 | 175,488,279 | 46,017,666 | 603,556,329 |

DEVELOPMENTAL DISABILITIES (DD) COSTS AND REVENUE SHARES

TABLE 16

DD PROGRAM COSTS

DD PROGRAM REVENUE SHARES

| COUNTY | CENTRALIZED | COUNTY | PERSONNEL | NON | TOTAL | FEDERAL | STATE | COUNTY | MISC | TOTAL |
|----------------------|-------------|----------------|------------|-----------|-------------|-------------|-------------|-----------|---------|-------------|
| | | PURCHASED SVCS | | PERSONNEL | | | | | | |
| 1 Aitkin | 3,584,686 | 22,249 | 211,014 | 16,120 | 3,834,069 | 1,921,297 | 1,952,108 | (39,336) | 0 | 3,834,069 |
| 2 Anoka | 89,086,898 | 3,976,144 | 3,908,271 | 584,280 | 97,555,593 | 46,518,038 | 47,084,408 | 3,890,497 | 62,650 | 97,555,593 |
| 3 Becker | 6,080,869 | 252,892 | 624,215 | 52,073 | 7,010,049 | 3,253,109 | 3,303,319 | 453,622 | 0 | 7,010,049 |
| 4 Beltrami | 11,433,844 | 242,843 | 435,796 | 91,052 | 12,203,535 | 5,963,731 | 6,021,175 | 218,629 | 0 | 12,203,535 |
| 5 Benton | 9,151,531 | 50,530 | 476,184 | 72,173 | 9,750,418 | 4,833,321 | 4,820,400 | 87,542 | 9,156 | 9,750,418 |
| 6 Big Stone | 2,326,453 | 12,382 | 96,871 | 15,575 | 2,451,281 | 1,220,536 | 1,231,804 | (1,058) | 0 | 2,451,281 |
| 7 Blue Earth | 15,454,227 | 293,185 | 575,371 | 221,997 | 16,544,780 | 8,164,834 | 8,242,871 | 137,076 | 0 | 16,544,780 |
| 8 Brown | 7,955,942 | 198,167 | 349,210 | 20,615 | 8,523,934 | 4,247,761 | 4,283,635 | (31,289) | 23,827 | 8,523,934 |
| 9 Carlton | 13,517,724 | 346,492 | 877,128 | 63,779 | 14,805,123 | 7,259,364 | 7,268,366 | 238,705 | 38,688 | 14,805,123 |
| 10 Carver | 17,441,345 | 223,716 | 2,076,159 | 106,593 | 19,847,813 | 9,594,191 | 9,380,542 | 873,081 | 0 | 19,847,813 |
| 11 Cass | 8,530,598 | 139,585 | 400,577 | 65,845 | 9,136,605 | 4,460,339 | 4,484,074 | 192,132 | 60 | 9,136,605 |
| 12 Chippewa | 5,153,765 | 137,266 | 235,702 | 32,117 | 5,558,850 | 2,702,887 | 2,780,678 | 18,221 | 57,065 | 5,558,850 |
| 13 Chisago | 13,766,710 | 119,078 | 529,107 | 18,929 | 14,433,824 | 7,046,282 | 7,015,689 | 371,714 | 139 | 14,433,824 |
| 14 Clay | 18,940,813 | 437,357 | 622,094 | 97,194 | 20,097,458 | 9,790,926 | 10,009,175 | 52,016 | 245,342 | 20,097,458 |
| 15 Clearwater | 821,137 | 11,806 | 38,876 | 2,715 | 874,534 | 440,991 | 443,158 | (9,882) | 268 | 874,534 |
| 16 Cook | 1,096,476 | 14,918 | 103,415 | 8,750 | 1,223,559 | 598,661 | 619,966 | 4,932 | 0 | 1,223,559 |
| 18 Crow Wing | 11,531,001 | 73,882 | 425,402 | 16,282 | 12,046,567 | 5,984,241 | 6,054,591 | 7,736 | 0 | 12,046,567 |
| 19 Dakota | 98,104,144 | 3,234,139 | 4,904,927 | 506,204 | 106,749,414 | 51,108,793 | 51,500,717 | 3,934,043 | 205,861 | 106,749,414 |
| 21 Douglas | 7,786,601 | 281,437 | 276,953 | 34,991 | 8,379,982 | 4,141,218 | 4,204,384 | 33,975 | 406 | 8,379,982 |
| 23 Fillmore | 7,797,135 | 67,559 | 259,548 | 14,861 | 8,139,103 | 4,013,171 | 4,004,967 | 120,944 | 22 | 8,139,103 |
| 24 Freeborn | 9,587,808 | 475,172 | 315,377 | 33,884 | 10,412,241 | 5,101,322 | 5,268,169 | 42,635 | 115 | 10,412,241 |
| 25 Goodhue | 14,908,423 | 213,252 | 26,785 | 2,666 | 15,151,126 | 7,471,966 | 7,560,083 | 28,205 | 90,873 | 15,151,126 |
| 26 Grant | 1,808,219 | 15,819 | 146,263 | 40,798 | 2,011,099 | 987,336 | 988,737 | 35,012 | 15 | 2,011,099 |
| 27 Hennepin | 310,968,857 | 10,473,946 | 14,026,894 | 2,174,725 | 337,644,422 | 164,344,419 | 165,691,701 | 7,608,303 | 0 | 337,644,422 |
| 28 Houston | 7,453,019 | 161,318 | 257,130 | 37,433 | 7,908,900 | 3,903,159 | 3,949,985 | 55,757 | 0 | 7,908,900 |
| 29 Hubbard | 3,809,190 | 265,258 | 250,961 | 29,260 | 4,354,669 | 2,071,933 | 2,104,145 | 178,591 | 0 | 4,354,669 |
| 30 Isanti | 8,926,893 | 69,397 | 248,847 | 34,069 | 9,279,206 | 4,680,467 | 4,685,924 | (87,238) | 54 | 9,279,206 |
| 31 Itasca | 17,064,146 | 484,517 | 920,366 | 83,524 | 18,552,553 | 8,914,805 | 9,040,098 | 597,650 | 0 | 18,552,553 |
| 32 DVHHS | 8,369,027 | 267,152 | 462,145 | 70,945 | 9,169,269 | 4,483,131 | 4,503,557 | 182,404 | 178 | 9,169,269 |
| 33 Kanabec | 5,021,096 | 80,417 | 205,326 | 20,944 | 5,327,783 | 2,710,232 | 2,719,859 | (135,997) | 33,689 | 5,327,783 |
| 34 Kandiyohi | 8,920,398 | 41,750 | 401,416 | 45,452 | 9,409,016 | 4,663,149 | 4,953,638 | (214,236) | 6,465 | 9,409,016 |
| 35 Kittson | 2,205,757 | 60,149 | 90,896 | 6,793 | 2,363,595 | 1,144,656 | 1,142,209 | 76,731 | 0 | 2,363,595 |
| 36 Koochiching | 4,047,206 | 131,547 | 216,017 | 41,648 | 4,436,418 | 2,145,055 | 2,102,580 | 188,783 | 0 | 4,436,418 |
| 37 Lac Qui Parle | 3,230,804 | 32,744 | 143,436 | 23,290 | 3,430,274 | 1,687,939 | 1,682,674 | 59,622 | 39 | 3,430,274 |
| 38 Lake | 4,422,169 | 62,982 | 232,342 | 33,287 | 4,750,780 | 2,319,510 | 2,335,852 | 91,601 | 3,818 | 4,750,780 |
| 39 Lake of the Woods | 1,330,840 | 13,904 | 38,788 | 4,128 | 1,387,660 | 690,491 | 692,966 | 4,203 | 0 | 1,387,660 |
| 40 Le Sueur | 8,730,926 | 186,675 | 447,841 | 45,058 | 9,410,500 | 4,591,670 | 4,575,880 | 242,950 | 0 | 9,410,500 |
| 42 SWHHS | 26,031,422 | 390,301 | 706,155 | 127,709 | 27,255,587 | 13,664,771 | 13,661,084 | (70,435) | 167 | 27,255,587 |
| 43 McLeod | 8,754,918 | 489,131 | 603,952 | 57,752 | 9,905,753 | 4,692,287 | 4,892,034 | 318,872 | 2,560 | 9,905,753 |
| 44 Mahnomen | 1,538,410 | 10,414 | 136,088 | 18,299 | 1,703,211 | 834,061 | 841,932 | 27,218 | 0 | 1,703,211 |

DEVELOPMENTAL DISABILITIES (DD) COSTS AND REVENUE SHARES

TABLE 16

DD PROGRAM COSTS

DD PROGRAM REVENUE SHARES

| COUNTY | DD PROGRAM COSTS | | | | | DD PROGRAM REVENUE SHARES | | | | |
|---------------------|------------------|------------|------------|-----------|---------------|---------------------------|-------------|------------|-----------|---------------|
| | CENTRALIZED | COUNTY | PERSONNEL | NON | TOTAL | FEDERAL | STATE | COUNTY | MISC | TOTAL |
| | PURCHASED SVCS | | | PERSONNEL | | | | | | |
| 45 Marshall | 3,662,094 | 29,742 | 240,730 | 20,729 | 3,953,295 | 1,996,516 | 1,980,709 | (57,240) | 33,310 | 3,953,295 |
| 46 Faribault Martin | 13,546,089 | 416,082 | 734,516 | 67,879 | 14,764,566 | 7,322,517 | 7,195,509 | 246,403 | 138 | 14,764,566 |
| 47 Meeker | 7,620,752 | 176,282 | 311,131 | 50,461 | 8,158,626 | 3,969,295 | 4,036,783 | 152,518 | 30 | 8,158,626 |
| 48 Mille Lacs | 6,480,860 | 135,972 | 294,798 | 17,401 | 6,929,031 | 3,440,730 | 3,523,762 | (35,461) | 0 | 6,929,031 |
| 49 Morrison | 10,980,972 | 182,339 | 422,544 | 20,589 | 11,606,444 | 5,685,394 | 5,797,243 | 123,807 | 0 | 11,606,444 |
| 50 Mower | 17,805,805 | 290,097 | 606,064 | 63,622 | 18,765,588 | 9,219,423 | 9,230,347 | 283,920 | 31,899 | 18,765,588 |
| 52 Nicollet | 5,235,197 | 84,194 | 247,500 | 12,416 | 5,579,307 | 2,805,385 | 2,818,552 | (44,789) | 160 | 5,579,307 |
| 53 Nobles | 3,992,903 | 295,315 | 247,282 | 6,092 | 4,541,592 | 2,160,945 | 2,156,964 | 223,620 | 64 | 4,541,592 |
| 54 Norman | 2,297,097 | 7,293 | 90,768 | 22,341 | 2,417,499 | 1,200,302 | 1,219,485 | (2,325) | 38 | 2,417,499 |
| 55 Olmsted | 36,955,047 | 1,312,382 | 4,366,982 | 903,396 | 43,537,807 | 20,254,249 | 20,144,347 | 3,136,712 | 2,500 | 43,537,807 |
| 56 Otter Tail | 11,667,799 | 209,621 | 692,744 | 7,927 | 12,578,091 | 6,136,446 | 6,177,257 | 264,389 | 0 | 12,578,091 |
| 57 Pennington | 3,462,369 | 20,711 | 111,941 | 14,424 | 3,609,445 | 1,781,074 | 1,805,682 | 22,690 | 0 | 3,609,445 |
| 58 Pine | 6,320,403 | 145,297 | 164,802 | 17,050 | 6,647,552 | 3,277,063 | 3,328,524 | 41,869 | 97 | 6,647,552 |
| 60 Polk | 12,139,824 | 175,647 | 616,754 | 68,696 | 13,000,921 | 6,472,436 | 6,510,010 | 16,131 | 2,344 | 13,000,921 |
| 61 Pope | 3,134,082 | 31,856 | 156,690 | 24,102 | 3,346,730 | 1,687,159 | 1,669,408 | (9,848) | 11 | 3,346,730 |
| 62 Ramsey | 144,063,136 | 3,689,030 | 7,866,534 | 1,916,627 | 157,535,327 | 76,164,349 | 76,014,483 | 5,242,622 | 113,873 | 157,535,327 |
| 63 Red Lake | 1,084,246 | 5,265 | 57,780 | 11,530 | 1,158,821 | 556,707 | 602,387 | (276) | 3 | 1,158,821 |
| 65 Renville | 6,455,666 | 224,085 | 280,832 | 41,386 | 7,001,969 | 3,406,088 | 3,494,987 | 100,678 | 216 | 7,001,969 |
| 66 Rice | 24,303,233 | 537,385 | 906,123 | 61,996 | 25,808,737 | 12,812,160 | 12,715,844 | 263,578 | 17,156 | 25,808,737 |
| 68 Roseau | 4,168,435 | 103,057 | 157,313 | 793 | 4,429,598 | 2,187,970 | 2,200,363 | 41,255 | 11 | 4,429,598 |
| 69 St. Louis | 67,692,306 | 1,012,840 | 2,941,245 | 414,511 | 72,060,902 | 35,086,550 | 35,899,762 | 1,041,679 | 32,911 | 72,060,902 |
| 70 Scott | 28,539,604 | 1,070,622 | 1,256,696 | 60,135 | 30,927,057 | 15,197,010 | 15,195,490 | 527,817 | 6,740 | 30,927,057 |
| 71 Sherburne | 16,629,105 | 324,160 | 1,091,464 | 59,756 | 18,104,485 | 8,937,126 | 8,975,103 | 187,020 | 5,237 | 18,104,485 |
| 72 Sibley | 4,089,853 | 136,590 | 290,743 | 31,441 | 4,548,627 | 2,168,323 | 2,185,630 | 194,572 | 103 | 4,548,627 |
| 73 Stearns | 30,617,867 | 895,382 | 1,162,316 | 239,021 | 32,914,586 | 15,904,530 | 15,949,721 | 1,060,236 | 100 | 32,914,586 |
| 74 MNPrairie | 18,465,246 | 352,071 | 1,705,154 | 48,786 | 20,571,257 | 9,828,768 | 9,829,659 | 912,830 | 0 | 20,571,257 |
| 75 Stevens | 3,679,570 | 122,336 | 200,186 | 19,670 | 4,021,762 | 1,973,532 | 1,961,249 | 86,981 | 0 | 4,021,762 |
| 76 Swift | 4,357,425 | 121,900 | 208,892 | 32,375 | 4,720,592 | 2,301,588 | 2,362,459 | 53,838 | 2,708 | 4,720,592 |
| 77 Todd | 7,546,888 | 150,698 | 513,089 | 30,908 | 8,241,583 | 3,994,884 | 3,949,476 | 297,223 | 0 | 8,241,583 |
| 78 Traverse | 523,531 | 2,978 | 84,421 | 22,461 | 633,391 | 307,679 | 293,265 | 32,448 | 0 | 633,391 |
| 79 Wabasha | 7,032,270 | 54,207 | 269,621 | 36,733 | 7,392,831 | 3,722,705 | 3,698,301 | (28,175) | 0 | 7,392,831 |
| 80 Wadena | 3,504,957 | 13,162 | 73,132 | 8,593 | 3,599,844 | 1,802,866 | 1,842,850 | (45,997) | 126 | 3,599,844 |
| 82 Washington | 54,445,052 | 2,309,591 | 2,758,639 | 187,779 | 59,701,061 | 28,235,558 | 28,437,611 | 3,027,167 | 725 | 59,701,061 |
| 83 Watonwan | 3,271,824 | 92,682 | 251,900 | 11,093 | 3,627,499 | 1,804,507 | 1,807,366 | 9,223 | 6,403 | 3,627,499 |
| 84 Wilkin | 3,044,622 | 14,227 | 90,437 | 12,922 | 3,162,208 | 1,563,696 | 1,546,878 | 51,634 | 0 | 3,162,208 |
| 85 Winona | 15,418,801 | 101,436 | 514,332 | 79,561 | 16,114,130 | 7,908,509 | 7,981,135 | 224,487 | 0 | 16,114,130 |
| 86 Wright | 23,765,575 | 506,615 | 1,063,305 | 105,785 | 25,441,280 | 12,529,015 | 12,574,969 | 337,297 | 0 | 25,441,280 |
| 87 Yellow Medicine | 3,209,095 | 30,634 | 190,804 | 8,276 | 3,438,809 | 1,699,282 | 1,711,185 | 28,343 | 0 | 3,438,809 |
| TOTALS | 1,427,901,027 | 39,445,255 | 70,544,049 | 9,733,072 | 1,547,623,403 | 751,868,367 | 756,923,870 | 37,792,807 | 1,038,360 | 1,547,623,403 |

ADULT SERVICES COSTS AND REVENUE SHARES

TABLE 17

| COUNTY | ADULT PROGRAM COSTS | | | | | ADULT PROGRAM REVENUE SHARES | | | | |
|----------------------|---------------------|--------------------------|------------|------------------|-------------|------------------------------|-------------|------------|-----------|-------------|
| | CENTRALIZED | COUNTY PURCHASED SVCS | PERSONNEL | NON PERSONNEL | TOTAL | FEDERAL | STATE | COUNTY | MISC | TOTAL |
| 1 Aitkin | 2,697,471 | 20,064 | 1,137,401 | 86,889 | 3,941,825 | 1,697,713 | 1,632,692 | 367,166 | 244,255 | 3,941,825 |
| 2 Anoka | 61,212,443 | 498,963 | 8,017,214 | 1,198,561 | 70,927,181 | 34,607,925 | 33,413,314 | 2,826,125 | 79,818 | 70,927,181 |
| 3 Becker | 5,503,703 | 227,683 | 1,715,611 | 143,120 | 7,590,117 | 3,289,891 | 3,172,003 | 874,524 | 253,700 | 7,590,117 |
| 4 Beltrami | 10,057,701 | 174,710 | 2,321,214 | 484,976 | 13,038,601 | 5,948,948 | 5,564,228 | 1,395,220 | 130,205 | 13,038,601 |
| 5 Benton | 5,807,693 | 43,686 | 1,107,713 | 167,891 | 7,126,983 | 3,404,819 | 3,381,956 | 287,750 | 52,459 | 7,126,983 |
| 6 Big Stone | 1,276,672 | 74,377 | 336,770 | 54,146 | 1,741,965 | 815,633 | 765,437 | (29,824) | 190,719 | 1,741,965 |
| 7 Blue Earth | 14,031,177 | 363,072 | 2,553,001 | 985,032 | 17,932,282 | 8,624,075 | 8,138,471 | 172,297 | 997,439 | 17,932,282 |
| 8 Brown | 5,915,406 | 179,080 | 679,576 | 40,118 | 6,814,180 | 3,303,267 | 3,248,674 | 31,753 | 230,486 | 6,814,180 |
| 9 Carlton | 9,919,499 | 72,175 | 2,401,234 | 174,601 | 12,567,509 | 5,464,531 | 5,382,160 | 790,754 | 930,065 | 12,567,509 |
| 10 Carver | 11,366,857 | 249,270 | 4,772,834 | 245,045 | 16,634,006 | 7,235,490 | 6,853,234 | 2,039,569 | 505,714 | 16,634,006 |
| 11 Cass | 6,397,786 | 99,258 | 1,017,167 | 167,196 | 7,681,407 | 3,687,491 | 3,541,104 | 167,418 | 285,394 | 7,681,407 |
| 12 Chippewa | 2,216,100 | 49,381 | 645,601 | 87,969 | 2,999,051 | 1,365,438 | 1,258,106 | 250,650 | 124,857 | 2,999,051 |
| 13 Chisago | 10,858,184 | 102,564 | 1,468,681 | 52,543 | 12,481,972 | 5,887,524 | 5,850,572 | 728,687 | 15,190 | 12,481,972 |
| 14 Clay | 20,540,135 | 378,811 | 1,750,010 | 273,417 | 22,942,373 | 11,130,368 | 11,006,223 | 759,838 | 45,944 | 22,942,373 |
| 15 Clearwater | 1,230,836 | 57,116 | 433,054 | 30,246 | 1,751,252 | 697,573 | 713,386 | 220,994 | 119,299 | 1,751,252 |
| 16 Cook | 244,038 | 64,962 | 551,671 | 46,676 | 907,347 | 275,775 | 215,944 | 177,822 | 237,806 | 907,347 |
| 18 Crow Wing | 12,424,945 | 188,115 | 2,452,313 | 93,862 | 15,159,235 | 7,032,686 | 6,829,823 | 601,762 | 694,965 | 15,159,235 |
| 19 Dakota | 98,640,007 | 2,508,417 | 10,508,286 | 1,084,488 | 112,741,198 | 53,350,642 | 53,734,201 | 4,180,574 | 1,475,781 | 112,741,198 |
| 21 Douglas | 5,974,898 | 52,176 | 133,040 | 16,809 | 6,176,923 | 3,135,781 | 3,076,672 | (42,007) | 6,477 | 6,176,923 |
| 23 Fillmore | 3,090,652 | 79,661 | 55,157 | 3,158 | 3,228,628 | 1,586,876 | 1,584,786 | 56,808 | 158 | 3,228,628 |
| 24 Freeborn | 4,539,610 | 95,826 | 118,098 | 12,688 | 4,766,222 | 2,405,314 | 2,400,990 | (74,317) | 34,235 | 4,766,222 |
| 25 Goodhue | 9,159,430 | 151,246 | 1,953,578 | 194,414 | 11,458,668 | 5,549,677 | 5,267,582 | (231,438) | 872,846 | 11,458,668 |
| 26 Grant | 893,160 | 0 | 104,484 | 29,145 | 1,026,789 | 540,375 | 509,631 | (70,792) | 47,575 | 1,026,789 |
| 27 Hennepin | 254,919,655 | 22,321,338 | 50,832,889 | 7,881,114 | 335,954,996 | 164,842,784 | 150,749,047 | 19,472,277 | 890,889 | 335,954,996 |
| 28 Houston | 1,464,634 | 60,063 | 216,067 | 31,455 | 1,772,219 | 849,331 | 885,296 | 37,593 | 0 | 1,772,219 |
| 29 Hubbard | 3,801,305 | 169,053 | 543,999 | 63,426 | 4,577,783 | 2,126,955 | 2,076,572 | (4,056) | 378,312 | 4,577,783 |
| 30 Isanti | 7,556,713 | 56,429 | 900,172 | 123,240 | 8,636,554 | 4,202,681 | 4,132,968 | 269,912 | 30,993 | 8,636,554 |
| 31 Itasca | 14,298,313 | 189,280 | 1,650,330 | 149,769 | 16,287,692 | 7,615,734 | 7,601,419 | 1,062,257 | 8,282 | 16,287,692 |
| 32 DVHHS | 4,060,100 | 77,240 | 1,099,284 | 168,752 | 5,405,376 | 2,429,949 | 2,320,326 | 263,039 | 392,063 | 5,405,376 |
| 33 Kanabec | 3,391,999 | 4,003 | 362,708 | 36,998 | 3,795,708 | 1,822,900 | 1,757,629 | 214,120 | 1,059 | 3,795,708 |
| 34 Kandiyohi | 11,397,993 | 36,590 | 2,862,645 | 324,132 | 14,621,360 | 7,157,892 | 6,455,386 | 427,281 | 580,802 | 14,621,360 |
| 35 Kittson | 640,832 | 18,676 | 115,463 | 8,630 | 783,601 | 357,004 | 362,242 | (7,931) | 72,286 | 783,601 |
| 36 Koochiching | 2,239,971 | 86,898 | 92,505 | 17,835 | 2,437,209 | 1,198,221 | 1,225,310 | (11,866) | 25,545 | 2,437,209 |
| 37 Lac Qui Parle | 1,583,455 | 9,169 | 359,635 | 58,394 | 2,010,653 | 932,101 | 927,560 | (17,995) | 168,988 | 2,010,653 |
| 38 Lake | 2,076,613 | 55,586 | 435,353 | 62,372 | 2,629,924 | 1,167,602 | 1,151,100 | 168,352 | 142,871 | 2,629,924 |
| 39 Lake of the Woods | 927,588 | 37,487 | 289,801 | 30,843 | 1,285,719 | 561,749 | 543,606 | 133,854 | 46,510 | 1,285,719 |
| 40 Le Sueur | 5,060,922 | 224,343 | 144,833 | 14,572 | 5,444,670 | 2,632,573 | 2,632,786 | 175,871 | 3,440 | 5,444,670 |
| 42 SWHHS | 14,508,896 | 134,254 | 2,219,868 | 401,467 | 17,264,485 | 8,278,274 | 8,086,841 | (311,228) | 1,210,599 | 17,264,485 |
| 43 McLeod | 6,465,488 | 61,798 | 1,213,984 | 116,084 | 7,857,354 | 3,819,149 | 3,676,223 | 346,948 | 15,034 | 7,857,354 |
| 44 Mahnomon | 980,637 | 39,812 | 222,026 | 29,855 | 1,272,330 | 594,390 | 554,752 | (19,681) | 142,869 | 1,272,330 |

ADULT SERVICES COSTS AND REVENUE SHARES

TABLE 17

| ADULT PROGRAM COSTS | | | | | | ADULT PROGRAM REVENUE SHARES | | | | |
|---------------------|---------------|--------------------------|-------------|------------------|---------------|------------------------------|-------------|------------|------------|---------------|
| COUNTY | CENTRALIZED | COUNTY PURCHASED SVCS | PERSONNEL | NON PERSONNEL | TOTAL | FEDERAL | STATE | COUNTY | MISC | TOTAL |
| 45 Marshall | 993,371 | 71,949 | 554,770 | 47,771 | 1,667,861 | 706,449 | 676,673 | (5,044) | 289,784 | 1,667,861 |
| 46 Faribault Martin | 7,240,296 | 41,536 | 830,795 | 76,776 | 8,189,403 | 3,933,652 | 3,963,952 | 285,236 | 6,563 | 8,189,403 |
| 47 Meeker | 5,844,276 | 88,559 | 812,989 | 131,857 | 6,877,681 | 3,283,118 | 3,242,032 | 39,206 | 313,326 | 6,877,681 |
| 48 Mille Lacs | 8,003,701 | 7,576 | 849,141 | 50,122 | 8,910,540 | 4,423,686 | 4,294,519 | 26,098 | 166,238 | 8,910,540 |
| 49 Morrison | 5,771,569 | 85,637 | 990,878 | 48,281 | 6,896,365 | 3,322,781 | 3,191,855 | 168,025 | 213,705 | 6,896,365 |
| 50 Mower | 10,011,747 | 320,295 | 1,130,694 | 118,695 | 11,581,431 | 5,763,164 | 5,359,309 | 447,759 | 11,199 | 11,581,431 |
| 52 Nicollet | 5,067,983 | 24,623 | 368,534 | 18,487 | 5,479,627 | 2,763,758 | 2,644,379 | 59,294 | 12,197 | 5,479,627 |
| 53 Nobles | 3,469,451 | 87,887 | 494,047 | 12,171 | 4,063,556 | 1,926,711 | 1,921,820 | (117,840) | 332,866 | 4,063,556 |
| 54 Norman | 1,417,461 | 32,260 | 215,855 | 53,131 | 1,718,707 | 857,771 | 782,518 | (67,926) | 146,345 | 1,718,707 |
| 55 Olmsted | 25,846,280 | 1,646,582 | 7,121,643 | 1,473,251 | 36,087,756 | 15,548,531 | 14,816,573 | 3,071,710 | 2,650,943 | 36,087,756 |
| 56 Otter Tail | 13,073,750 | 219,343 | 2,124,157 | 24,307 | 15,441,557 | 7,258,014 | 7,119,402 | 624,036 | 440,106 | 15,441,557 |
| 57 Pennington | 3,515,480 | 37,579 | 765,884 | 98,685 | 4,417,628 | 2,021,806 | 1,979,709 | 69,488 | 346,626 | 4,417,628 |
| 58 Pine | 5,903,088 | 14,889 | 776,248 | 80,310 | 6,774,535 | 3,344,594 | 3,209,207 | 64,698 | 156,036 | 6,774,535 |
| 60 Polk | 5,838,164 | 113,198 | 1,351,291 | 150,510 | 7,453,163 | 3,625,826 | 3,494,392 | (262,370) | 595,316 | 7,453,163 |
| 61 Pope | 1,481,280 | 39,191 | 114,071 | 17,547 | 1,652,089 | 852,682 | 781,470 | 16,375 | 1,562 | 1,652,089 |
| 62 Ramsey | 125,762,090 | 2,731,074 | 16,492,470 | 4,018,276 | 149,003,910 | 72,658,615 | 70,656,032 | 5,616,640 | 72,624 | 149,003,910 |
| 63 Red Lake | 230,141 | 2,468 | 218,165 | 43,535 | 494,309 | 169,106 | 206,526 | (71,952) | 190,630 | 494,309 |
| 65 Renville | 3,175,352 | 23,073 | 454,811 | 67,026 | 3,720,262 | 1,799,705 | 1,708,935 | 18,600 | 193,023 | 3,720,262 |
| 66 Rice | 12,529,515 | 604,019 | 1,189,945 | 81,415 | 14,404,894 | 6,964,718 | 6,873,942 | 528,168 | 38,067 | 14,404,894 |
| 68 Roseau | 2,294,398 | 27,799 | 591,845 | 2,982 | 2,917,024 | 1,306,549 | 1,271,008 | (8,427) | 347,895 | 2,917,024 |
| 69 St. Louis | 46,198,602 | 1,883,496 | 10,782,511 | 1,519,582 | 60,384,191 | 27,822,603 | 27,008,299 | 4,302,869 | 1,250,421 | 60,384,191 |
| 70 Scott | 15,428,353 | 724,965 | 2,596,143 | 124,230 | 18,873,691 | 9,691,403 | 9,296,702 | (153,608) | 39,194 | 18,873,691 |
| 71 Sherburne | 13,582,576 | 53,264 | 1,977,110 | 108,244 | 15,721,194 | 7,705,437 | 7,627,147 | 153,073 | 235,537 | 15,721,194 |
| 72 Sibley | 2,650,758 | 44,280 | 480,257 | 51,934 | 3,227,229 | 1,585,021 | 1,459,920 | 76,353 | 105,936 | 3,227,229 |
| 73 Stearns | 30,049,906 | 97,795 | 3,389,812 | 697,088 | 34,234,601 | 16,770,484 | 16,421,462 | 1,013,885 | 28,771 | 34,234,601 |
| 74 MNPrairie | 11,254,113 | 328,656 | 3,500,187 | 100,144 | 15,183,100 | 6,594,150 | 6,464,218 | 1,162,518 | 962,215 | 15,183,100 |
| 75 Stevens | 1,279,591 | 30,967 | 201,890 | 19,837 | 1,532,285 | 721,811 | 714,630 | 95,845 | 0 | 1,532,285 |
| 76 Swift | 1,347,141 | 126,890 | 400,007 | 61,996 | 1,936,034 | 849,835 | 787,528 | 112,155 | 186,517 | 1,936,034 |
| 77 Todd | 4,983,857 | 47,507 | 417,960 | 25,177 | 5,474,501 | 2,629,856 | 2,598,045 | 178,535 | 68,065 | 5,474,501 |
| 78 Traverse | 845,036 | 6,987 | 3,751 | 998 | 856,772 | 435,451 | 447,812 | (27,091) | 600 | 856,772 |
| 79 Wabasha | 2,701,135 | 27,397 | 301,611 | 41,092 | 3,071,235 | 1,552,832 | 1,493,983 | 14,563 | 9,858 | 3,071,235 |
| 80 Wadena | 5,222,676 | 38,690 | 951,256 | 111,772 | 6,324,394 | 3,017,121 | 2,856,048 | 153,613 | 297,613 | 6,324,394 |
| 82 Washington | 28,160,231 | 233,351 | 4,792,961 | 326,254 | 33,512,797 | 15,802,793 | 15,615,477 | 2,077,186 | 17,341 | 33,512,797 |
| 83 Watonwan | 2,225,878 | 24,282 | 489,832 | 21,570 | 2,761,562 | 1,305,739 | 1,246,189 | 39,831 | 169,803 | 2,761,562 |
| 84 Wilkin | 1,471,435 | 162,144 | 68,309 | 9,761 | 1,711,649 | 813,440 | 811,916 | 63,533 | 22,761 | 1,711,649 |
| 85 Winona | 12,092,801 | 367,711 | 947,112 | 146,506 | 13,554,130 | 6,701,643 | 6,684,014 | 144,446 | 24,027 | 13,554,130 |
| 86 Wright | 18,788,808 | 75,927 | 1,946,025 | 193,603 | 21,004,363 | 10,345,719 | 10,276,948 | 341,216 | 40,480 | 21,004,363 |
| 87 Yellow Medicine | 2,443,628 | 115,623 | 587,911 | 25,500 | 3,172,662 | 1,491,170 | 1,428,325 | 125,320 | 127,847 | 3,172,662 |
| TOTALS | 1,087,569,435 | 39,922,101 | 181,078,148 | 25,392,351 | 1,333,962,035 | 639,994,830 | 614,113,152 | 58,056,087 | 21,797,966 | 1,333,962,035 |

SUPPLEMENTAL DATA

Table 18 - State Shared Revenue for Human Services

Table 19 - MinnesotaCare Claims, Clients and Service Costs

STATE SHARED REVENUES FOR HUMAN SERVICES

TABLE 18

STATE SHARED REVENUES

| COUNTY | SUPPORT & HEALTH | SOCIAL SERVICES | TOTAL |
|----------------------|------------------|-----------------|-----------|
| 1 Aitkin | 63,690 | 131,828 | 195,518 |
| 2 Anoka | 1,172,669 | 3,020,749 | 4,193,418 |
| 3 Becker | 0 | 105,145 | 105,145 |
| 4 Beltrami | 126,238 | 7,857,413 | 7,983,651 |
| 5 Benton | 145,237 | 380,155 | 525,392 |
| 6 Big Stone | 2,806 | 24,929 | 27,735 |
| 7 Blue Earth | 0 | 14,494 | 14,494 |
| 8 Brown | 79,059 | 193,301 | 272,360 |
| 9 Carlton | 187,515 | 568,142 | 755,657 |
| 10 Carver | 75,754 | 48,094 | 123,848 |
| 11 Cass | 90,520 | 275,874 | 366,394 |
| 12 Chippewa | 55,322 | 158,315 | 213,637 |
| 13 Chisago | 17,171 | 40,993 | 58,164 |
| 14 Clay | 0 | 1,911,390 | 1,911,390 |
| 15 Clearwater | 71,310 | 108,542 | 179,852 |
| 16 Cook | 0 | 0 | 0 |
| 18 Crow Wing | 9,261 | 28,989 | 38,250 |
| 19 Dakota | 0 | 0 | 0 |
| 21 Douglas | 85,947 | 234,138 | 320,085 |
| 23 Fillmore | 0 | 0 | 0 |
| 24 Freeborn | 0 | 0 | 0 |
| 25 Goodhue | 36,011 | 62,044 | 98,055 |
| 26 Grant | 38,271 | 68,227 | 106,498 |
| 27 Hennepin | 2,576,935 | 6,444,789 | 9,021,724 |
| 28 Houston | 0 | 174,371 | 174,371 |
| 29 Hubbard | 12,929 | 19,394 | 32,323 |
| 30 Isanti | 371,459 | 202,081 | 573,540 |
| 31 Itasca | 0 | 0 | 0 |
| 32 DVHHS | 3,857 | 6,784 | 10,641 |
| 33 Kanabec | 52,664 | 191,618 | 244,282 |
| 34 Kandiyohi | 122,775 | 345,721 | 468,496 |
| 35 Kittson | 57,087 | 57,087 | 114,174 |
| 36 Koochiching | 0 | 386,316 | 386,316 |
| 37 Lac Qui Parle | 4,238 | 150,299 | 154,537 |
| 38 Lake | 8,737 | 129,393 | 138,130 |
| 39 Lake of the Woods | 0 | 0 | 0 |
| 40 Le Sueur | 22,707 | 52,625 | 75,332 |
| 42 SWHHS | 71,555 | 140,423 | 211,978 |
| 43 McLeod | 337,183 | 387,978 | 725,161 |
| 44 Mahnommen | 75,735 | 312,364 | 388,099 |

STATE SHARED REVENUES FOR HUMAN SERVICES

TABLE 18

STATE SHARED REVENUES

| COUNTY | SUPPORT & HEALTH | SOCIAL SERVICES | TOTAL |
|---------------------|------------------|-----------------|------------|
| 45 Marshall | 8,587 | 8,731 | 17,318 |
| 46 Faribault Martin | 72,580 | 72,580 | 145,160 |
| 47 Meeker | 74,756 | 242,330 | 317,086 |
| 48 Mille Lacs | 2,444 | 240,992 | 243,436 |
| 49 Morrison | 127,412 | 336,723 | 464,135 |
| 50 Mower | 73,909 | 185,368 | 259,277 |
| 52 Nicollet | 86,139 | 330,092 | 416,231 |
| 53 Nobles | 0 | 2,108,836 | 2,108,836 |
| 54 Norman | 21,253 | 31,387 | 52,640 |
| 55 Olmsted | 0 | 0 | 0 |
| 56 Otter Tail | 10,991 | 468,837 | 479,828 |
| 57 Pennington | 52,628 | 197,052 | 249,680 |
| 58 Pine | 3,690 | 163,113 | 166,803 |
| 60 Polk | 5,229 | 9,927 | 15,156 |
| 61 Pope | 36,263 | 150,628 | 186,891 |
| 62 Ramsey | 0 | 0 | 0 |
| 63 Red Lake | 16,613 | 16,613 | 33,226 |
| 65 Renville | 55,118 | 181,597 | 236,715 |
| 66 Rice | 0 | 0 | 0 |
| 68 Roseau | 32,738 | 36,687 | 69,425 |
| 69 St. Louis | 4,130,776 | 0 | 4,130,776 |
| 70 Scott | 0 | 0 | 0 |
| 71 Sherburne | 14,891 | 28,570 | 43,461 |
| 72 Sibley | 48,387 | 161,383 | 209,770 |
| 73 Stearns | 44,701 | 155,413 | 200,114 |
| 74 MNPrairie | 0 | 0 | 0 |
| 75 Stevens | 34,933 | 117,839 | 152,772 |
| 76 Swift | 56,170 | 185,917 | 242,087 |
| 77 Todd | 52,873 | 124,570 | 177,443 |
| 78 Traverse | 22,714 | 48,771 | 71,485 |
| 79 Wabasha | 46,720 | 157,340 | 204,060 |
| 80 Wadena | 52,896 | 395,282 | 448,178 |
| 82 Washington | 0 | 0 | 0 |
| 83 Watonwan | 23,853 | 117,664 | 141,517 |
| 84 Wilkin | 0 | 962 | 962 |
| 85 Winona | 0 | 0 | 0 |
| 86 Wright | 189,541 | 681,741 | 871,282 |
| 87 Yellow Medicine | 41,959 | 178,773 | 220,732 |
| TOTALS | 11,415,406 | 31,369,723 | 42,785,129 |

MINNESOTACARE CLAIMS, CLIENTS AND SERVICE COSTS

TABLE 19

MINNESOTACARE

| COUNTY | 2018 POPULATION (estimate) | AVERAGE MONTHLY ENROLLMENT | TOTAL CLAIMS | TOTAL CLAIMS PAID | AVERAGE COST/CLIENT |
|----------------------|----------------------------------|----------------------------------|-----------------|----------------------|------------------------|
| 1 Aitkin | 15,896 | 402 | 6,766 | 2,339,701 | 5,820 |
| 2 Anoka | 357,851 | 5,454 | 79,852 | 27,913,839 | 5,118 |
| 3 Becker | 34,420 | 542 | 9,871 | 3,237,856 | 5,969 |
| 4 Beltrami | 46,834 | 751 | 13,851 | 4,665,171 | 6,211 |
| 5 Benton | 40,452 | 522 | 7,947 | 2,887,631 | 5,535 |
| 6 Big Stone | 5,000 | 113 | 1,952 | 631,520 | 5,605 |
| 7 Blue Earth | 67,785 | 810 | 12,374 | 4,220,885 | 5,211 |
| 8 Brown | 25,325 | 303 | 4,427 | 1,648,906 | 5,445 |
| 9 Carlton | 35,923 | 454 | 7,773 | 2,675,243 | 5,898 |
| 10 Carver | 105,970 | 917 | 13,164 | 4,646,073 | 5,069 |
| 11 Cass | 29,470 | 659 | 11,399 | 4,054,079 | 6,155 |
| 12 Chippewa | 11,965 | 217 | 3,107 | 1,061,840 | 4,890 |
| 13 Chisago | 55,955 | 734 | 10,799 | 4,094,978 | 5,582 |
| 14 Clay | 63,963 | 778 | 12,435 | 4,398,938 | 5,652 |
| 15 Clearwater | 8,815 | 170 | 3,049 | 1,020,589 | 5,995 |
| 16 Cook | 5,390 | 164 | 2,889 | 952,658 | 5,815 |
| 18 Crow Wing | 64,975 | 1,201 | 18,502 | 6,668,128 | 5,553 |
| 19 Dakota | 428,558 | 5,935 | 87,322 | 30,145,511 | 5,079 |
| 21 Douglas | 38,041 | 604 | 9,253 | 3,411,755 | 5,646 |
| 23 Fillmore | 21,063 | 323 | 4,703 | 1,631,599 | 5,053 |
| 24 Freeborn | 30,495 | 516 | 7,555 | 2,671,492 | 5,176 |
| 25 Goodhue | 46,540 | 515 | 7,786 | 2,904,323 | 5,637 |
| 26 Grant | 5,975 | 125 | 1,782 | 691,631 | 5,544 |
| 27 Hennepin | 1,261,104 | 20,168 | 303,482 | 102,102,658 | 5,063 |
| 28 Houston | 18,659 | 178 | 2,557 | 924,226 | 5,183 |
| 29 Hubbard | 21,350 | 430 | 7,606 | 2,407,889 | 5,603 |
| 30 Isanti | 39,932 | 604 | 8,386 | 3,423,536 | 5,668 |
| 31 Itasca | 45,191 | 849 | 13,769 | 5,184,122 | 6,108 |
| 32 DVHHS | 21,227 | 302 | 5,533 | 1,585,678 | 5,253 |
| 33 Kanabec | 16,213 | 316 | 4,703 | 1,837,708 | 5,816 |
| 34 Kandiyohi | 42,924 | 677 | 10,387 | 3,422,870 | 5,053 |
| 35 Kittson | 4,260 | 80 | 1,215 | 460,706 | 5,741 |
| 36 Koochiching | 12,630 | 257 | 4,497 | 1,476,451 | 5,745 |
| 37 Lac Qui Parle | 6,662 | 125 | 2,139 | 669,324 | 5,347 |
| 38 Lake | 10,590 | 168 | 2,517 | 1,007,617 | 6,010 |
| 39 Lake of the Wood: | 3,801 | 93 | 1,531 | 542,444 | 5,843 |
| 40 Le Sueur | 28,432 | 331 | 5,189 | 1,682,984 | 5,083 |
| 42 SWHHS | 73,459 | 1,092 | 17,700 | 5,819,255 | 5,331 |
| 43 McLeod | 35,959 | 468 | 6,869 | 2,562,995 | 5,481 |
| 44 Mahnommen | 5,526 | 98 | 3,100 | 796,430 | 8,106 |

MINNESOTACARE CLAIMS, CLIENTS AND SERVICE COSTS

TABLE 19

MINNESOTACARE

| COUNTY | 2018 POPULATION (estimate) | AVERAGE MONTHLY ENROLLMENT | TOTAL CLAIMS | TOTAL CLAIMS PAID | AVERAGE COST/CLIENT |
|---------------------|----------------------------------|----------------------------------|-----------------|----------------------|------------------------|
| 45 Marshall | 9,384 | 142 | 2,105 | 810,711 | 5,719 |
| 46 Faribault Martin | 33,471 | 547 | 8,395 | 2,923,615 | 5,349 |
| 47 Meeker | 23,169 | 337 | 4,908 | 1,866,547 | 5,540 |
| 48 Mille Lacs | 26,080 | 468 | 7,434 | 2,612,598 | 5,588 |
| 49 Morrison | 33,191 | 605 | 9,201 | 3,536,667 | 5,848 |
| 50 Mower | 40,017 | 462 | 6,810 | 2,459,868 | 5,327 |
| 52 Nicollet | 34,189 | 321 | 5,055 | 1,703,948 | 5,301 |
| 53 Nobles | 22,021 | 264 | 6,021 | 1,360,116 | 5,162 |
| 54 Norman | 6,518 | 120 | 2,336 | 681,043 | 5,695 |
| 55 Olmsted | 157,446 | 1,907 | 28,263 | 10,206,692 | 5,353 |
| 56 Otter Tail | 58,735 | 1,003 | 15,108 | 5,656,092 | 5,638 |
| 57 Pennington | 14,276 | 159 | 2,419 | 924,383 | 5,802 |
| 58 Pine | 29,490 | 525 | 7,992 | 2,945,611 | 5,615 |
| 60 Polk | 31,627 | 398 | 6,693 | 2,284,717 | 5,738 |
| 61 Pope | 11,046 | 185 | 3,067 | 1,079,328 | 5,839 |
| 62 Ramsey | 552,232 | 10,263 | 160,738 | 46,961,936 | 4,576 |
| 63 Red Lake | 3,981 | 48 | 847 | 283,778 | 5,881 |
| 65 Renville | 14,674 | 261 | 4,330 | 1,483,510 | 5,679 |
| 66 Rice | 66,364 | 707 | 10,416 | 3,604,027 | 5,099 |
| 68 Roseau | 15,313 | 188 | 2,721 | 1,073,548 | 5,718 |
| 69 St. Louis | 200,261 | 2,685 | 44,827 | 16,689,281 | 6,217 |
| 70 Scott | 146,111 | 1,939 | 27,930 | 9,868,930 | 5,089 |
| 71 Sherburne | 96,208 | 1,164 | 18,033 | 6,351,467 | 5,459 |
| 72 Sibley | 15,022 | 199 | 3,101 | 1,039,370 | 5,234 |
| 73 Stearns | 159,258 | 2,165 | 32,491 | 11,981,273 | 5,533 |
| 74 MNPrairie | 76,513 | 933 | 14,053 | 5,103,726 | 5,470 |
| 75 Stevens | 9,680 | 101 | 1,460 | 540,602 | 5,331 |
| 76 Swift | 9,374 | 147 | 2,266 | 751,593 | 5,127 |
| 77 Todd | 24,587 | 412 | 7,795 | 2,481,830 | 6,020 |
| 78 Traverse | 3,316 | 59 | 1,230 | 297,667 | 5,052 |
| 79 Wabasha | 21,624 | 242 | 3,581 | 1,257,311 | 5,201 |
| 80 Wadena | 13,774 | 243 | 4,298 | 1,521,538 | 6,264 |
| 82 Washington | 261,512 | 2,915 | 41,396 | 15,077,798 | 5,173 |
| 83 Watonwan | 10,962 | 163 | 2,650 | 853,637 | 5,232 |
| 84 Wilkin | 6,293 | 76 | 1,005 | 419,098 | 5,539 |
| 85 Winona | 50,798 | 528 | 7,689 | 2,708,932 | 5,133 |
| 86 Wright | 136,510 | 1,638 | 23,790 | 9,005,224 | 5,499 |
| 87 Yellow Medicine | 9,809 | 185 | 2,986 | 946,983 | 5,121 |
| TOTALS | 5,629,416 | 83,143 | 1,275,178 | 435,836,234 | 5,146 |

TREND DATA

**Table 20 - Human Services Aid, Purchased Services and
Admin Cost Trends**

Table 21 - Support Programs Aid and Admin Cost Trends

Table 22 - Health Programs Aid and Admin Cost Trends

**Table 23 - Social Service Programs Purchased Services and
Admin Cost Trends**

HUMAN SERVICES AID, PURCHASED SERVICES AND ADMINISTRATIVE COST TRENDS

TABLE 20

| HUMAN SERVICES AID AND PURCHASED SERVICES | | | | | | HUMAN SERVICES ADMIN COSTS | | | | |
|---|---------------|---------------|---------------|---------------|--------------------------|----------------------------|-------------|-------------|-------------|--------------------------|
| COUNTY | 2015 | 2016 | 2017 | 2018 | % CHANGE 2015 TO 2018 | 2015 | 2016 | 2017 | 2018 | % CHANGE 2015 TO 2018 |
| 1 Aitkin | 41,988,670 | 42,695,852 | 43,063,149 | 48,566,979 | 16% | 3,610,143 | 3,794,407 | 3,921,472 | 4,074,635 | 13% |
| 2 Anoka | 648,239,366 | 651,991,316 | 699,334,428 | 757,291,889 | 17% | 48,013,043 | 48,226,670 | 49,656,953 | 51,240,882 | 7% |
| 3 Becker | 82,844,549 | 85,515,615 | 92,382,531 | 97,592,658 | 18% | 7,151,370 | 7,854,586 | 7,946,919 | 8,107,230 | 13% |
| 4 Beltrami | 178,421,429 | 179,574,196 | 182,115,873 | 202,114,955 | 13% | 8,889,242 | 10,058,676 | 10,349,360 | 11,509,604 | 29% |
| 5 Benton | 90,087,077 | 92,019,437 | 92,968,018 | 103,477,264 | 15% | 6,853,323 | 7,055,968 | 7,217,144 | 7,505,299 | 10% |
| 6 Big Stone | 14,124,867 | 15,691,211 | 16,285,796 | 19,636,474 | 39% | 1,631,112 | 1,730,245 | 1,696,593 | 1,767,878 | 8% |
| 7 Blue Earth | 126,822,521 | 131,016,247 | 140,396,654 | 149,817,873 | 18% | 11,248,776 | 13,141,427 | 14,020,949 | 14,803,987 | 32% |
| 8 Brown | 51,249,978 | 52,606,251 | 54,302,227 | 59,655,030 | 16% | 4,957,478 | 5,440,943 | 5,401,544 | 5,715,776 | 15% |
| 9 Carlton | 94,141,182 | 95,074,231 | 94,698,027 | 113,376,803 | 20% | 9,555,562 | 10,606,296 | 11,025,427 | 11,815,888 | 24% |
| 10 Carver | 106,863,698 | 112,308,273 | 123,733,678 | 132,968,966 | 24% | 15,902,414 | 17,216,452 | 19,673,624 | 20,092,401 | 26% |
| 11 Cass | 101,722,238 | 104,149,289 | 108,049,873 | 113,263,062 | 11% | 6,208,374 | 6,230,165 | 6,396,337 | 6,569,814 | 6% |
| 12 Chippewa | 32,567,786 | 33,213,436 | 34,286,135 | 36,054,709 | 11% | 3,205,435 | 3,293,981 | 3,432,480 | 3,580,376 | 12% |
| 13 Chisago | 86,155,282 | 91,283,136 | 98,521,232 | 105,892,317 | 23% | 6,844,172 | 7,471,297 | 7,670,809 | 7,963,540 | 16% |
| 14 Clay | 149,330,053 | 161,220,723 | 169,167,247 | 183,339,262 | 23% | 9,371,049 | 10,090,786 | 10,901,027 | 10,876,745 | 16% |
| 15 Clearwater | 22,214,126 | 23,918,895 | 22,761,921 | 25,541,618 | 15% | 1,790,491 | 1,927,252 | 1,877,607 | 1,816,360 | 1% |
| 16 Cook | 10,603,357 | 10,601,162 | 9,768,673 | 13,283,204 | 25% | 1,532,216 | 1,755,821 | 1,956,484 | 2,239,898 | 46% |
| 18 Crow Wing | 150,753,915 | 153,180,974 | 156,325,247 | 170,846,174 | 13% | 12,386,561 | 12,577,798 | 12,528,071 | 12,783,271 | 3% |
| 19 Dakota | 694,482,966 | 717,628,151 | 749,181,275 | 819,095,935 | 18% | 49,775,685 | 52,255,934 | 56,111,601 | 60,133,283 | 21% |
| 21 Douglas | 70,113,862 | 74,057,251 | 73,524,899 | 78,800,974 | 12% | 5,166,869 | 5,366,382 | 5,982,875 | 5,472,191 | 6% |
| 23 Fillmore | 38,062,001 | 40,753,187 | 40,993,878 | 49,650,441 | 30% | 2,247,171 | 2,145,968 | 2,175,640 | 2,370,827 | 6% |
| 24 Freeborn | 71,973,516 | 72,934,317 | 74,644,495 | 82,763,840 | 15% | 5,734,844 | 6,185,376 | 6,504,806 | 6,554,553 | 14% |
| 25 Goodhue | 80,716,855 | 84,216,824 | 88,777,200 | 97,913,814 | 21% | 7,778,427 | 8,421,451 | 8,570,318 | 8,894,431 | 14% |
| 26 Grant | 13,740,450 | 15,746,413 | 15,112,711 | 17,273,790 | 26% | 1,652,277 | 2,005,840 | 2,320,218 | 2,519,357 | 52% |
| 27 Hennepin | 3,377,963,432 | 3,318,379,071 | 3,502,648,318 | 3,832,241,043 | 13% | 287,381,066 | 312,335,558 | 341,800,698 | 363,950,968 | 27% |
| 28 Houston | 32,420,816 | 35,110,827 | 35,911,257 | 39,925,510 | 23% | 2,373,893 | 2,779,701 | 2,809,678 | 3,086,488 | 30% |
| 29 Hubbard | 50,102,771 | 51,709,144 | 55,354,489 | 57,225,550 | 14% | 3,833,942 | 3,912,800 | 3,975,349 | 3,653,615 | -5% |
| 30 Isanti | 74,418,010 | 78,790,563 | 84,809,496 | 90,763,317 | 22% | 6,183,085 | 6,469,564 | 7,088,217 | 7,252,260 | 17% |
| 31 Itasca | 133,673,929 | 142,162,638 | 149,173,271 | 155,932,879 | 17% | 11,810,912 | 11,549,189 | 12,044,793 | 12,281,177 | 4% |
| 32 DVHHS | 53,037,176 | 55,008,901 | 57,483,900 | 63,838,853 | 20% | 4,720,725 | 4,722,210 | 5,494,425 | 5,875,727 | 24% |
| 33 Kanabec | 41,108,166 | 44,831,224 | 43,399,732 | 48,679,889 | 18% | 3,343,230 | 3,311,213 | 3,547,938 | 3,656,570 | 9% |
| 34 Kandiyohi | 101,883,223 | 108,250,432 | 113,723,869 | 123,643,903 | 21% | 8,821,891 | 8,631,626 | 9,339,570 | 10,239,454 | 16% |
| 35 Kittson | 10,513,881 | 11,893,030 | 12,094,449 | 14,100,629 | 34% | 663,785 | 759,026 | 797,872 | 898,496 | 35% |
| 36 Koochiching | 35,715,160 | 37,540,153 | 34,944,075 | 46,397,799 | 30% | 2,400,389 | 2,518,952 | 2,553,042 | 2,602,295 | 8% |
| 37 Lac Qui Parle | 20,438,349 | 21,665,966 | 20,856,737 | 24,929,876 | 22% | 1,462,836 | 1,585,652 | 1,688,797 | 1,828,099 | 25% |
| 38 Lake | 26,821,835 | 26,245,612 | 27,075,397 | 30,246,616 | 13% | 2,219,964 | 2,400,859 | 2,465,139 | 2,675,445 | 21% |
| 39 Lake of the Woods | 8,871,280 | 8,657,616 | 9,503,195 | 10,696,088 | 21% | 904,722 | 1,030,104 | 1,101,998 | 1,148,311 | 27% |
| 40 Le Sueur | 50,740,638 | 51,534,255 | 51,828,092 | 58,259,766 | 15% | 3,912,930 | 4,370,951 | 4,156,223 | 4,456,698 | 14% |
| 42 SWHHS | 166,615,482 | 176,587,273 | 175,883,689 | 207,994,647 | 25% | 13,286,374 | 14,497,952 | 15,802,771 | 14,933,187 | 12% |
| 43 McLeod | 65,857,530 | 70,168,531 | 72,630,864 | 76,992,210 | 17% | 5,772,411 | 6,105,126 | 6,281,733 | 6,556,208 | 14% |
| 44 Mahnomon | 17,841,707 | 23,262,050 | 27,049,112 | 27,947,859 | 57% | 1,787,412 | 1,743,382 | 1,880,984 | 1,699,760 | -5% |

HUMAN SERVICES AID, PURCHASED SERVICES AND ADMINISTRATIVE COST TRENDS

TABLE 20

| <i>HUMAN SERVICES AID AND PURCHASED SERVICES</i> | | | | | | <i>HUMAN SERVICES ADMIN COSTS</i> | | | | |
|--|-----------------------|-----------------------|-----------------------|-----------------------|--------------------------|-----------------------------------|----------------------|----------------------|----------------------|--------------------------|
| COUNTY | 2015 | 2016 | 2017 | 2018 | % CHANGE 2015 TO 2018 | 2015 | 2016 | 2017 | 2018 | % CHANGE 2015 TO 2018 |
| 45 Marshall | 19,059,708 | 20,060,604 | 20,276,571 | 23,424,536 | 23% | 2,452,869 | 2,757,078 | 2,924,116 | 2,819,113 | 15% |
| 46 Faribault Martin | 87,442,040 | 93,609,384 | 95,258,028 | 104,772,619 | 20% | 7,048,884 | 7,623,874 | 7,983,101 | 8,198,900 | 16% |
| 47 Meeker | 45,669,870 | 49,497,706 | 49,467,809 | 55,169,089 | 21% | 3,735,867 | 3,923,845 | 4,162,459 | 4,256,729 | 14% |
| 48 Mille Lacs | 75,484,222 | 78,578,707 | 79,303,276 | 92,004,257 | 22% | 4,691,494 | 4,914,575 | 5,156,488 | 5,475,141 | 17% |
| 49 Morrison | 74,097,217 | 81,957,674 | 87,330,254 | 92,696,025 | 25% | 5,417,887 | 5,937,867 | 5,988,755 | 6,616,271 | 22% |
| 50 Mower | 93,617,144 | 101,872,890 | 105,261,886 | 117,963,317 | 26% | 5,605,860 | 6,155,254 | 6,270,573 | 6,859,723 | 22% |
| 52 Nicollet | 53,802,733 | 54,518,795 | 57,964,898 | 60,911,546 | 13% | 5,815,956 | 6,355,582 | 6,747,587 | 7,132,145 | 23% |
| 53 Nobles | 43,762,148 | 47,047,198 | 45,612,823 | 51,265,910 | 17% | 3,301,477 | 3,725,651 | 3,579,432 | 3,787,427 | 15% |
| 54 Norman | 19,249,707 | 21,062,691 | 22,181,048 | 22,630,796 | 18% | 1,501,928 | 1,584,815 | 1,615,376 | 1,636,966 | 9% |
| 55 Olmsted | 283,986,989 | 291,797,864 | 305,405,180 | 322,533,311 | 14% | 38,650,461 | 40,709,819 | 44,487,541 | 47,366,232 | 23% |
| 56 Otter Tail | 128,843,345 | 136,497,610 | 144,867,349 | 156,200,615 | 21% | 9,094,905 | 10,171,925 | 10,583,040 | 11,285,864 | 24% |
| 57 Pennington | 28,948,061 | 31,400,073 | 32,939,617 | 34,925,877 | 21% | 2,533,446 | 2,745,596 | 3,048,882 | 3,314,291 | 31% |
| 58 Pine | 69,815,319 | 69,333,003 | 75,219,729 | 82,203,419 | 18% | 4,253,054 | 4,977,844 | 5,098,444 | 5,604,204 | 32% |
| 60 Polk | 88,123,773 | 93,833,251 | 98,742,843 | 107,789,687 | 22% | 8,145,930 | 8,615,979 | 8,953,625 | 8,623,883 | 6% |
| 61 Pope | 27,292,030 | 27,796,363 | 26,827,225 | 27,640,111 | 1% | 2,375,070 | 2,340,615 | 2,350,876 | 2,354,051 | -1% |
| 62 Ramsey | 1,755,050,172 | 1,742,079,729 | 1,834,032,480 | 1,968,164,454 | 12% | 128,342,777 | 136,537,997 | 142,037,420 | 140,863,777 | 10% |
| 63 Red Lake | 8,004,318 | 8,054,944 | 8,043,716 | 9,412,324 | 18% | 1,075,571 | 1,076,516 | 1,156,883 | 1,111,479 | 3% |
| 65 Renville | 36,112,852 | 38,629,524 | 39,325,197 | 43,713,575 | 21% | 3,480,069 | 3,609,078 | 3,652,867 | 3,673,369 | 6% |
| 66 Rice | 119,054,702 | 123,714,752 | 130,117,267 | 136,705,829 | 15% | 8,017,420 | 8,717,855 | 9,680,914 | 10,527,469 | 31% |
| 68 Roseau | 27,118,961 | 29,748,858 | 29,681,103 | 36,497,668 | 35% | 2,500,525 | 2,739,713 | 3,000,125 | 2,814,698 | 13% |
| 69 St. Louis | 569,741,507 | 587,446,991 | 598,268,555 | 661,267,434 | 16% | 49,942,809 | 50,120,536 | 54,787,001 | 58,561,428 | 17% |
| 70 Scott | 176,048,650 | 185,302,602 | 197,448,572 | 220,083,721 | 25% | 16,156,268 | 17,764,625 | 19,159,070 | 20,355,841 | 26% |
| 71 Sherburne | 126,921,199 | 133,294,112 | 142,905,640 | 154,863,006 | 22% | 11,115,102 | 11,361,768 | 12,623,773 | 13,106,836 | 18% |
| 72 Sibley | 29,543,503 | 31,004,839 | 32,291,620 | 35,476,091 | 20% | 3,085,543 | 3,316,904 | 3,568,020 | 3,824,475 | 24% |
| 73 Stearns | 284,935,815 | 316,550,851 | 341,103,007 | 369,837,486 | 30% | 19,896,010 | 21,563,798 | 22,731,827 | 23,462,501 | 18% |
| 74 MNPrairie | 141,688,922 | 146,298,911 | 155,737,892 | 163,358,895 | 15% | 11,138,308 | 12,546,726 | 13,804,836 | 15,019,205 | 35% |
| 75 Stevens | 17,330,660 | 19,385,941 | 19,212,429 | 21,330,154 | 23% | 1,627,002 | 1,906,083 | 1,961,772 | 2,090,841 | 29% |
| 76 Swift | 26,937,694 | 28,109,965 | 29,316,894 | 30,504,391 | 13% | 2,729,762 | 2,934,809 | 3,196,436 | 3,395,065 | 24% |
| 77 Todd | 63,917,217 | 69,942,101 | 70,562,546 | 77,785,811 | 22% | 4,006,912 | 4,148,332 | 4,424,709 | 4,382,740 | 9% |
| 78 Traverse | 9,389,788 | 9,984,270 | 10,022,389 | 13,260,876 | 41% | 1,051,792 | 1,044,524 | 992,996 | 1,003,405 | -5% |
| 79 Wabasha | 37,114,190 | 40,556,467 | 40,619,764 | 42,654,780 | 15% | 2,564,289 | 2,722,981 | 2,750,638 | 3,094,348 | 21% |
| 80 Wadena | 47,032,935 | 50,517,200 | 54,681,886 | 54,250,238 | 15% | 3,507,094 | 3,660,499 | 3,858,400 | 3,888,223 | 11% |
| 82 Washington | 313,769,502 | 315,141,358 | 341,648,975 | 366,270,550 | 17% | 22,513,130 | 24,072,810 | 25,441,781 | 27,924,015 | 24% |
| 83 Watonwan | 23,837,710 | 26,119,730 | 26,884,193 | 29,748,905 | 25% | 3,042,986 | 3,167,611 | 3,388,753 | 3,855,475 | 27% |
| 84 Wilkin | 18,045,528 | 19,290,076 | 19,917,682 | 20,563,694 | 14% | 1,366,901 | 1,676,842 | 1,587,943 | 1,610,998 | 18% |
| 85 Winona | 95,936,835 | 99,127,809 | 105,558,775 | 111,150,877 | 16% | 6,502,768 | 7,196,562 | 8,125,778 | 8,833,357 | 36% |
| 86 Wright | 176,509,102 | 182,062,847 | 191,173,222 | 209,302,554 | 19% | 13,629,076 | 14,811,505 | 15,472,060 | 15,966,572 | 17% |
| 87 Yellow Medicine | 26,299,162 | 27,420,801 | 24,985,240 | 31,489,541 | 20% | 2,629,640 | 2,739,934 | 2,938,807 | 2,949,088 | 12% |
| TOTAL (STATEWIDE) | 12,494,778,362 | 12,731,842,163 | 13,344,962,685 | 14,547,858,434 | 16% | 1,016,932,445 | 1,085,555,910 | 1,159,460,583 | 1,212,849,127 | 19% |

SUPPORT PROGRAMS AID AND ADMINISTRATIVE COST TRENDS

TABLE 21

| SUPPORT PROGRAMS AID (Payments To or For Clients) | | | | | | SUPPORT PROGRAMS ADMIN COSTS | | | | |
|---|-------------|-------------|-------------|-------------|--------------------------|------------------------------|------------|------------|------------|--------------------------|
| COUNTY | 2015 | 2016 | 2017 | 2018 | % CHANGE 2015 TO 2018 | 2015 | 2016 | 2017 | 2018 | % CHANGE 2015 TO 2018 |
| 1 Aitkin | 2,585,251 | 2,616,915 | 2,635,539 | 2,408,231 | -7% | 889,224 | 882,944 | 932,828 | 930,129 | 5% |
| 2 Anoka | 46,848,131 | 46,614,031 | 45,505,277 | 40,799,176 | -13% | 14,659,720 | 13,157,386 | 13,221,618 | 13,196,597 | -10% |
| 3 Becker | 5,116,769 | 4,766,682 | 4,464,105 | 3,821,417 | -25% | 1,877,330 | 2,053,320 | 1,936,307 | 2,047,045 | 9% |
| 4 Beltrami | 17,651,479 | 12,601,982 | 11,947,653 | 11,152,338 | -37% | 2,579,267 | 2,550,252 | 2,734,185 | 2,960,280 | 15% |
| 5 Benton | 7,780,505 | 7,851,724 | 7,528,654 | 6,934,887 | -11% | 1,888,725 | 1,930,770 | 1,915,775 | 1,929,695 | 2% |
| 6 Big Stone | 548,720 | 533,605 | 651,120 | 658,533 | 20% | 328,561 | 326,651 | 317,895 | 334,794 | 2% |
| 7 Blue Earth | 8,704,739 | 9,363,254 | 9,884,585 | 9,309,895 | 7% | 2,618,461 | 2,629,881 | 2,850,468 | 2,935,378 | 12% |
| 8 Brown | 2,446,369 | 2,602,720 | 2,699,769 | 2,582,320 | 6% | 1,041,407 | 1,229,411 | 1,112,238 | 1,167,170 | 12% |
| 9 Carlton | 5,775,934 | 5,815,031 | 5,628,144 | 5,077,177 | -12% | 2,437,305 | 2,573,441 | 2,573,290 | 2,735,585 | 12% |
| 10 Carver | 5,061,636 | 5,319,610 | 5,657,821 | 5,160,801 | 2% | 2,410,923 | 2,289,571 | 2,459,011 | 2,267,160 | -6% |
| 11 Cass | 9,340,613 | 9,498,859 | 9,434,490 | 8,923,570 | -4% | 1,837,390 | 1,758,718 | 1,839,511 | 1,848,867 | 1% |
| 12 Chippewa | 1,960,716 | 1,862,443 | 1,925,847 | 1,763,631 | -10% | 762,588 | 728,362 | 737,144 | 760,928 | 0% |
| 13 Chisago | 4,535,781 | 4,285,138 | 4,152,803 | 3,805,339 | -16% | 1,670,598 | 1,643,800 | 1,647,341 | 1,609,293 | -4% |
| 14 Clay | 11,867,639 | 13,195,237 | 14,167,855 | 13,906,160 | 17% | 2,622,662 | 2,675,196 | 2,847,802 | 2,995,833 | 14% |
| 15 Clearwater | 1,566,387 | 1,444,652 | 1,327,494 | 1,284,230 | -18% | 630,399 | 605,935 | 600,219 | 558,688 | -11% |
| 16 Cook | 620,112 | 629,527 | 614,040 | 532,172 | -14% | 310,222 | 320,470 | 380,257 | 410,714 | 32% |
| 18 Crow Wing | 8,594,665 | 8,480,695 | 8,722,686 | 8,151,800 | -5% | 2,979,290 | 2,811,687 | 3,042,138 | 3,082,273 | 3% |
| 19 Dakota | 45,431,012 | 45,419,515 | 44,308,197 | 40,551,013 | -11% | 14,439,295 | 13,649,947 | 14,176,920 | 13,933,192 | -4% |
| 21 Douglas | 4,202,023 | 4,254,213 | 4,277,997 | 4,103,054 | -2% | 1,660,507 | 1,636,672 | 1,836,137 | 1,577,660 | -5% |
| 23 Fillmore | 2,135,439 | 2,073,469 | 2,069,160 | 1,951,095 | -9% | 655,376 | 581,392 | 589,052 | 650,709 | -1% |
| 24 Freeborn | 5,245,134 | 5,056,380 | 5,436,361 | 4,872,901 | -7% | 1,301,877 | 1,276,577 | 1,321,011 | 1,322,131 | 2% |
| 25 Goodhue | 4,047,338 | 4,119,142 | 4,283,959 | 3,970,799 | -2% | 2,371,703 | 2,354,657 | 2,225,274 | 2,429,132 | 2% |
| 26 Grant | 756,202 | 827,695 | 824,694 | 713,445 | -6% | 392,577 | 403,250 | 434,701 | 488,856 | 25% |
| 27 Hennepin | 336,585,664 | 334,643,604 | 329,199,461 | 297,703,260 | -12% | 82,585,292 | 83,462,678 | 89,444,447 | 93,308,848 | 13% |
| 28 Houston | 1,788,231 | 1,759,994 | 1,834,051 | 1,741,532 | -3% | 634,769 | 774,871 | 734,471 | 761,554 | 20% |
| 29 Hubbard | 3,692,858 | 3,922,924 | 3,880,899 | 3,597,696 | -3% | 1,010,637 | 861,193 | 890,617 | 641,080 | -37% |
| 30 Isanti | 4,892,247 | 4,919,225 | 4,925,372 | 4,754,597 | -3% | 1,963,294 | 1,783,859 | 1,912,253 | 1,935,906 | -1% |
| 31 Itasca | 9,706,704 | 9,812,872 | 10,042,604 | 9,028,990 | -7% | 4,746,024 | 4,475,338 | 4,293,756 | 4,332,595 | -9% |
| 32 DVHHS | 2,951,741 | 3,083,794 | 2,991,437 | 2,771,830 | -6% | 999,525 | 911,627 | 1,054,243 | 1,154,236 | 15% |
| 33 Kanabec | 3,005,763 | 3,159,937 | 3,287,616 | 2,948,321 | -2% | 944,985 | 850,638 | 911,872 | 951,959 | 1% |
| 34 Kandiyohi | 9,270,135 | 9,146,976 | 9,295,348 | 8,015,305 | -14% | 2,024,992 | 1,753,347 | 1,988,233 | 2,081,361 | 3% |
| 35 Kittson | 456,064 | 445,053 | 479,958 | 488,470 | 7% | 158,830 | 202,036 | 184,928 | 216,659 | 36% |
| 36 Koochiching | 2,164,655 | 2,295,704 | 2,349,021 | 2,045,491 | -6% | 820,633 | 838,429 | 862,519 | 866,077 | 6% |
| 37 Lac Qui Parle | 648,164 | 715,451 | 830,930 | 783,424 | 21% | 268,401 | 276,213 | 301,314 | 330,949 | 23% |
| 38 Lake | 1,025,614 | 1,007,793 | 974,187 | 906,680 | -12% | 443,780 | 504,376 | 510,243 | 543,903 | 23% |
| 39 Lake of the Woods | 420,309 | 413,394 | 376,821 | 384,598 | -8% | 191,755 | 206,598 | 230,630 | 237,167 | 24% |
| 40 Le Sueur | 3,322,016 | 3,037,922 | 3,048,909 | 2,617,776 | -21% | 955,312 | 1,065,654 | 939,495 | 1,078,929 | 13% |
| 42 SWHHS | 9,856,738 | 10,318,985 | 10,202,873 | 9,160,082 | -7% | 3,143,546 | 3,250,366 | 3,446,341 | 2,937,136 | -7% |
| 43 McLeod | 3,244,447 | 3,169,499 | 3,010,398 | 2,839,527 | -12% | 1,069,969 | 1,013,430 | 1,030,292 | 1,073,514 | 0% |
| 44 Mahnomen | 1,786,027 | 1,301,225 | 1,128,148 | 1,004,180 | -44% | 534,992 | 476,996 | 491,365 | 439,489 | -18% |

SUPPORT PROGRAMS AID AND ADMINISTRATIVE COST TRENDS

TABLE 21

| <i>SUPPORT PROGRAMS AID (Payments To or For Clients)</i> | | | | | | <i>SUPPORT PROGRAMS ADMIN COSTS</i> | | | | | |
|--|----------------------|----------------------|----------------------|--------------------|--------------------------|-------------------------------------|--------------------|--------------------|--------------------|--------------------------|--|
| COUNTY | 2015 | 2016 | 2017 | 2018 | % CHANGE 2015 TO 2018 | 2015 | 2016 | 2017 | 2018 | % CHANGE 2015 TO 2018 | |
| 45 Marshall | 766,801 | 772,791 | 890,123 | 826,475 | 8% | 562,634 | 688,906 | 690,638 | 667,322 | 19% | |
| 46 Faribault Martin | 5,357,516 | 5,295,329 | 5,505,871 | 5,391,161 | 1% | 1,790,026 | 1,750,061 | 1,812,962 | 1,883,505 | 5% | |
| 47 Meeker | 2,520,830 | 2,567,124 | 2,634,410 | 2,415,618 | -4% | 760,091 | 809,367 | 880,286 | 893,669 | 18% | |
| 48 Mille Lacs | 4,298,555 | 4,003,684 | 4,132,299 | 3,636,746 | -15% | 1,131,715 | 1,122,196 | 1,110,019 | 1,207,721 | 7% | |
| 49 Morrison | 4,441,012 | 4,539,305 | 4,606,202 | 4,507,494 | 1% | 1,478,377 | 1,499,992 | 1,501,837 | 1,603,316 | 8% | |
| 50 Mower | 7,437,481 | 7,435,152 | 7,347,903 | 7,106,211 | -4% | 1,876,772 | 1,817,824 | 1,835,244 | 2,027,361 | 8% | |
| 52 Nicollet | 4,193,607 | 4,365,152 | 4,285,791 | 3,921,776 | -6% | 1,503,005 | 1,531,413 | 1,606,319 | 1,582,933 | 5% | |
| 53 Nobles | 3,490,720 | 3,665,231 | 3,502,053 | 3,292,447 | -6% | 853,576 | 862,217 | 881,665 | 905,091 | 6% | |
| 54 Norman | 1,057,042 | 1,134,258 | 1,137,247 | 1,011,433 | -4% | 317,144 | 348,108 | 326,264 | 306,531 | -3% | |
| 55 Olmsted | 24,472,508 | 24,819,588 | 25,087,113 | 23,282,090 | -5% | 6,680,382 | 6,784,388 | 7,187,102 | 7,462,380 | 12% | |
| 56 Otter Tail | 7,249,457 | 7,513,359 | 7,130,511 | 6,457,838 | -11% | 2,626,837 | 2,884,521 | 2,841,207 | 3,161,140 | 20% | |
| 57 Pennington | 1,751,280 | 1,968,664 | 2,191,767 | 1,935,710 | 11% | 812,006 | 814,737 | 890,844 | 945,890 | 16% | |
| 58 Pine | 5,600,876 | 5,562,418 | 5,562,360 | 5,269,559 | -6% | 1,460,272 | 1,580,127 | 1,573,606 | 1,683,388 | 15% | |
| 60 Polk | 6,035,349 | 7,027,374 | 7,356,688 | 7,308,881 | 21% | 1,989,365 | 2,102,224 | 2,044,175 | 2,083,168 | 5% | |
| 61 Pope | 1,417,682 | 1,326,600 | 1,234,321 | 1,052,855 | -26% | 607,377 | 534,906 | 518,470 | 496,790 | -18% | |
| 62 Ramsey | 168,829,893 | 170,237,698 | 165,377,096 | 150,687,808 | -11% | 38,994,292 | 37,502,637 | 39,535,646 | 40,550,320 | 4% | |
| 63 Red Lake | 445,090 | 530,247 | 556,388 | 537,233 | 21% | 287,848 | 305,222 | 265,496 | 230,671 | -20% | |
| 65 Renville | 2,009,639 | 2,091,097 | 2,286,075 | 2,219,806 | 10% | 759,133 | 694,952 | 691,440 | 732,946 | -3% | |
| 66 Rice | 8,826,002 | 8,745,838 | 8,670,047 | 7,789,541 | -12% | 1,950,897 | 1,952,737 | 1,996,108 | 2,341,202 | 20% | |
| 68 Roseau | 1,221,863 | 1,425,011 | 1,416,231 | 1,340,167 | 10% | 750,252 | 814,810 | 812,614 | 767,959 | 2% | |
| 69 St. Louis | 44,280,775 | 45,332,512 | 46,563,760 | 43,774,473 | -1% | 11,762,476 | 11,533,037 | 11,542,485 | 12,415,663 | 6% | |
| 70 Scott | 10,292,122 | 10,425,938 | 9,371,648 | 8,767,797 | -15% | 3,193,272 | 3,099,371 | 3,221,732 | 3,236,718 | 1% | |
| 71 Sherburne | 8,061,526 | 7,977,215 | 7,935,534 | 7,453,573 | -8% | 2,652,123 | 2,583,870 | 2,548,407 | 2,759,537 | 4% | |
| 72 Sibley | 1,514,257 | 1,644,774 | 1,628,160 | 1,549,229 | 2% | 570,529 | 589,003 | 621,792 | 679,325 | 19% | |
| 73 Stearns | 27,083,137 | 28,629,862 | 29,232,273 | 27,042,560 | 0% | 5,725,588 | 6,370,638 | 6,448,428 | 6,118,372 | 7% | |
| 74 MNPrairie | 11,878,717 | 12,133,777 | 12,308,789 | 11,086,645 | -7% | 3,077,493 | 3,510,247 | 3,615,460 | 3,525,177 | 15% | |
| 75 Stevens | 905,293 | 885,849 | 921,738 | 979,779 | 8% | 258,158 | 276,417 | 254,071 | 254,704 | -1% | |
| 76 Swift | 1,436,502 | 1,598,000 | 1,534,108 | 1,520,793 | 6% | 544,774 | 530,511 | 553,343 | 607,563 | 12% | |
| 77 Todd | 2,876,269 | 2,820,176 | 2,905,130 | 2,795,878 | -3% | 1,067,011 | 1,037,738 | 1,124,666 | 1,184,908 | 11% | |
| 78 Traverse | 695,083 | 756,407 | 752,833 | 757,023 | 9% | 291,808 | 305,804 | 290,219 | 293,848 | 1% | |
| 79 Wabasha | 2,252,389 | 2,142,299 | 2,008,507 | 1,758,621 | -22% | 672,880 | 786,038 | 756,444 | 842,832 | 25% | |
| 80 Wadena | 2,821,627 | 2,957,641 | 3,011,939 | 2,901,008 | 3% | 669,628 | 635,014 | 615,106 | 606,896 | -9% | |
| 82 Washington | 17,862,951 | 18,022,697 | 18,098,309 | 16,820,476 | -6% | 5,714,583 | 5,441,559 | 6,064,210 | 6,129,566 | 7% | |
| 83 Watonwan | 1,315,816 | 1,362,744 | 1,428,799 | 1,211,193 | -8% | 545,751 | 502,554 | 561,063 | 705,687 | 29% | |
| 84 Wilkin | 1,175,635 | 1,316,546 | 1,438,150 | 1,298,640 | 10% | 400,408 | 449,674 | 435,033 | 412,025 | 3% | |
| 85 Winona | 5,891,255 | 5,923,339 | 6,168,665 | 5,844,755 | -1% | 1,801,551 | 1,801,373 | 1,997,843 | 2,086,059 | 16% | |
| 86 Wright | 8,891,515 | 8,575,847 | 8,286,165 | 7,754,327 | -13% | 3,038,060 | 3,121,511 | 3,386,991 | 3,283,028 | 8% | |
| 87 Yellow Medicine | 1,088,552 | 1,065,569 | 1,138,771 | 959,544 | -12% | 497,253 | 490,700 | 537,575 | 531,980 | 7% | |
| TOTAL (STATEWIDE) | 1,009,386,591 | 1,010,983,983 | 1,001,650,056 | 917,492,904 | -9% | 274,537,491 | 272,244,339 | 284,534,951 | 292,270,663 | 6% | |

HEALTH PROGRAMS AID AND ADMINISTRATIVE COST TRENDS

TABLE 22

| COUNTY | HEALTH PROGRAMS AID (Payments To or For Clients) | | | | | HEALTH PROGRAMS ADMIN COSTS | | | | |
|----------------------|--|---------------|---------------|---------------|--------------------------|-----------------------------|------------|------------|------------|--------------------------|
| | 2015 | 2016 | 2017 | 2018 | % CHANGE 2015 TO 2018 | 2015 | 2016 | 2017 | 2018 | % CHANGE 2015 TO 2018 |
| 1 Aitkin | 31,160,187 | 30,919,586 | 31,121,833 | 37,351,564 | 20% | 441,155 | 470,534 | 478,497 | 455,548 | 3% |
| 2 Anoka | 433,278,409 | 422,697,053 | 459,482,157 | 499,057,223 | 15% | 6,175,128 | 7,622,027 | 7,615,533 | 7,852,886 | 27% |
| 3 Becker | 59,499,330 | 62,235,400 | 67,300,553 | 72,808,528 | 22% | 858,050 | 930,590 | 976,871 | 991,819 | 16% |
| 4 Beltrami | 121,941,733 | 124,889,884 | 125,702,896 | 140,507,317 | 15% | 1,563,159 | 1,740,373 | 1,860,920 | 2,034,125 | 30% |
| 5 Benton | 58,548,309 | 59,872,150 | 61,703,277 | 71,827,883 | 23% | 927,117 | 921,479 | 915,019 | 955,155 | 3% |
| 6 Big Stone | 9,559,201 | 10,891,531 | 11,244,629 | 14,292,790 | 50% | 219,032 | 237,728 | 240,853 | 257,905 | 18% |
| 7 Blue Earth | 77,047,630 | 78,764,207 | 84,715,086 | 92,441,293 | 20% | 1,435,061 | 1,539,587 | 1,686,798 | 1,775,783 | 24% |
| 8 Brown | 31,257,846 | 31,811,925 | 32,856,390 | 38,267,696 | 22% | 566,386 | 720,519 | 691,155 | 715,929 | 26% |
| 9 Carlton | 60,880,038 | 59,619,174 | 58,128,628 | 74,820,331 | 23% | 1,372,629 | 1,478,525 | 1,495,509 | 1,560,215 | 14% |
| 10 Carver | 69,060,206 | 71,183,473 | 78,477,173 | 86,842,516 | 26% | 1,214,286 | 1,214,096 | 1,277,772 | 1,170,161 | -4% |
| 11 Cass | 74,239,468 | 74,469,441 | 77,134,136 | 82,507,744 | 11% | 903,983 | 930,670 | 914,228 | 974,737 | 8% |
| 12 Chippewa | 21,316,060 | 21,556,954 | 22,342,049 | 23,886,550 | 12% | 442,863 | 454,361 | 460,466 | 478,132 | 8% |
| 13 Chisago | 56,981,490 | 61,058,988 | 63,589,539 | 68,379,001 | 20% | 935,987 | 1,007,890 | 989,456 | 1,023,987 | 9% |
| 14 Clay | 90,999,186 | 97,011,064 | 101,761,036 | 114,008,239 | 25% | 1,335,276 | 1,470,905 | 1,493,687 | 1,550,491 | 16% |
| 15 Clearwater | 16,685,131 | 18,645,370 | 17,868,912 | 20,083,063 | 20% | 365,068 | 434,921 | 431,518 | 406,387 | 11% |
| 16 Cook | 7,873,101 | 7,761,208 | 6,788,463 | 10,123,616 | 29% | 179,782 | 205,743 | 274,487 | 308,043 | 71% |
| 18 Crow Wing | 108,485,121 | 107,212,743 | 107,366,379 | 119,831,958 | 10% | 1,668,337 | 1,801,410 | 1,811,467 | 1,872,974 | 12% |
| 19 Dakota | 426,062,319 | 432,333,423 | 454,495,197 | 510,917,324 | 20% | 5,916,284 | 6,824,372 | 7,691,518 | 9,243,390 | 56% |
| 21 Douglas | 47,368,105 | 50,387,930 | 49,828,714 | 54,527,831 | 15% | 838,329 | 923,816 | 1,005,179 | 896,045 | 7% |
| 23 Fillmore | 26,042,979 | 27,691,898 | 26,566,710 | 33,931,293 | 30% | 435,074 | 458,895 | 453,072 | 491,147 | 13% |
| 24 Freeborn | 48,849,977 | 49,552,888 | 49,032,176 | 56,859,343 | 16% | 727,028 | 779,554 | 799,281 | 748,574 | 3% |
| 25 Goodhue | 49,288,264 | 50,605,461 | 51,445,136 | 60,654,985 | 23% | 1,053,605 | 1,258,351 | 1,267,138 | 1,292,894 | 23% |
| 26 Grant | 8,938,687 | 10,727,639 | 9,778,611 | 11,859,490 | 33% | 183,251 | 226,354 | 251,959 | 288,138 | 57% |
| 27 Hennepin | 2,269,840,332 | 2,144,068,126 | 2,264,847,932 | 2,547,225,679 | 12% | 31,210,220 | 34,401,664 | 32,593,346 | 31,613,747 | 1% |
| 28 Houston | 20,015,829 | 22,412,015 | 22,261,356 | 25,960,296 | 30% | 338,934 | 426,236 | 410,605 | 423,016 | 25% |
| 29 Hubbard | 35,635,894 | 37,099,402 | 39,844,902 | 41,559,173 | 17% | 613,563 | 604,428 | 681,505 | 543,897 | -11% |
| 30 Isanti | 51,314,822 | 52,415,659 | 56,982,713 | 58,995,897 | 15% | 718,167 | 758,840 | 794,218 | 811,097 | 13% |
| 31 Itasca | 88,040,115 | 92,423,729 | 94,461,632 | 99,682,188 | 13% | 2,127,808 | 2,197,524 | 2,137,823 | 2,129,956 | 0% |
| 32 DVHHS | 33,065,416 | 35,002,048 | 35,617,973 | 41,081,505 | 24% | 597,094 | 621,659 | 670,452 | 722,418 | 21% |
| 33 Kanabec | 27,863,999 | 30,352,984 | 28,507,952 | 33,381,549 | 20% | 534,757 | 491,299 | 447,989 | 474,165 | -11% |
| 34 Kandiyohi | 65,597,699 | 70,398,599 | 74,881,844 | 84,740,951 | 29% | 1,011,833 | 926,775 | 905,181 | 987,898 | -2% |
| 35 Kittson | 6,702,633 | 7,647,917 | 7,849,469 | 10,030,249 | 50% | 96,816 | 116,907 | 120,097 | 135,669 | 40% |
| 36 Koochiching | 23,825,421 | 25,743,921 | 22,738,345 | 34,679,408 | 46% | 454,268 | 503,099 | 519,483 | 543,964 | 20% |
| 37 Lac Qui Parle | 14,595,990 | 15,679,822 | 14,341,744 | 18,091,819 | 24% | 187,860 | 207,021 | 229,419 | 251,477 | 34% |
| 38 Lake | 15,704,050 | 14,876,542 | 15,074,947 | 17,977,028 | 14% | 250,179 | 275,129 | 303,139 | 300,762 | 20% |
| 39 Lake of the Woods | 6,251,994 | 6,158,439 | 6,334,230 | 7,238,010 | 16% | 114,674 | 140,066 | 167,129 | 177,079 | 54% |
| 40 Le Sueur | 29,516,838 | 29,656,214 | 29,688,993 | 35,254,904 | 19% | 590,201 | 697,016 | 742,416 | 798,687 | 35% |
| 42 SWHHS | 108,706,537 | 117,038,420 | 113,469,652 | 143,107,589 | 32% | 1,862,044 | 1,919,032 | 1,958,737 | 2,143,376 | 15% |
| 43 McLeod | 44,543,548 | 46,938,717 | 47,780,396 | 51,408,863 | 15% | 530,162 | 527,612 | 542,720 | 572,607 | 8% |
| 44 Mahnomon | 12,633,975 | 18,438,197 | 22,298,891 | 23,269,136 | 84% | 358,214 | 346,102 | 359,194 | 363,133 | 1% |

HEALTH PROGRAMS AID AND ADMINISTRATIVE COST TRENDS

TABLE 22

| HEALTH PROGRAMS AID (Payments To or For Clients) | | | | | | HEALTH PROGRAMS ADMIN COSTS | | | | |
|--|----------------------|----------------------|----------------------|----------------------|--------------------------|-----------------------------|--------------------|--------------------|--------------------|--------------------------|
| COUNTY | 2015 | 2016 | 2017 | 2018 | % CHANGE 2015 TO 2018 | 2015 | 2016 | 2017 | 2018 | % CHANGE 2015 TO 2018 |
| 45 Marshall | 12,597,233 | 13,790,159 | 13,589,876 | 16,493,843 | 31% | 365,354 | 410,730 | 410,751 | 397,941 | 9% |
| 46 Faribault Martin | 58,481,978 | 62,300,088 | 61,852,373 | 69,740,816 | 19% | 823,065 | 859,028 | 855,970 | 844,175 | 3% |
| 47 Meeker | 29,551,179 | 32,225,703 | 30,920,502 | 35,768,356 | 21% | 475,265 | 506,076 | 542,164 | 545,410 | 15% |
| 48 Mille Lacs | 51,699,978 | 54,105,484 | 54,289,332 | 65,982,373 | 28% | 569,762 | 591,952 | 576,395 | 653,069 | 15% |
| 49 Morrison | 51,945,325 | 58,235,816 | 61,561,183 | 64,395,535 | 24% | 752,386 | 822,373 | 836,715 | 904,833 | 20% |
| 50 Mower | 59,632,963 | 63,600,560 | 62,710,100 | 73,531,746 | 23% | 791,511 | 900,552 | 909,839 | 986,125 | 25% |
| 52 Nicollet | 34,991,042 | 34,576,643 | 36,479,200 | 39,305,145 | 12% | 672,190 | 768,698 | 803,880 | 804,825 | 20% |
| 53 Nobles | 28,820,607 | 31,215,920 | 30,359,959 | 36,559,194 | 27% | 751,568 | 752,657 | 639,633 | 633,960 | -16% |
| 54 Norman | 13,504,413 | 14,758,104 | 15,575,618 | 16,682,840 | 24% | 223,112 | 258,107 | 282,191 | 317,173 | 42% |
| 55 Olmsted | 163,351,290 | 163,569,066 | 174,939,165 | 192,508,671 | 18% | 3,501,411 | 3,800,221 | 4,196,491 | 4,367,551 | 25% |
| 56 Otter Tail | 89,226,064 | 94,515,540 | 100,146,505 | 110,997,046 | 24% | 1,308,881 | 1,497,301 | 1,561,577 | 1,705,230 | 30% |
| 57 Pennington | 19,024,176 | 20,618,880 | 21,835,074 | 23,336,677 | 23% | 355,361 | 404,602 | 419,572 | 481,197 | 35% |
| 58 Pine | 50,977,518 | 49,376,290 | 52,593,611 | 59,255,244 | 16% | 679,890 | 781,698 | 768,539 | 858,227 | 26% |
| 60 Polk | 57,229,351 | 60,624,567 | 64,211,664 | 74,204,502 | 30% | 1,079,709 | 1,215,411 | 1,206,393 | 1,249,719 | 16% |
| 61 Pope | 18,754,581 | 19,510,089 | 19,125,288 | 20,144,519 | 7% | 446,187 | 406,920 | 378,169 | 349,821 | -22% |
| 62 Ramsey | 1,196,827,982 | 1,162,680,539 | 1,244,947,351 | 1,374,209,359 | 15% | 13,126,492 | 14,270,308 | 14,708,740 | 15,684,831 | 19% |
| 63 Red Lake | 6,045,299 | 6,008,432 | 6,035,861 | 7,208,245 | 19% | 127,926 | 179,934 | 220,410 | 175,746 | 37% |
| 65 Renville | 22,203,637 | 24,489,417 | 24,637,368 | 28,966,670 | 30% | 474,004 | 475,230 | 442,258 | 467,063 | -1% |
| 66 Rice | 72,501,091 | 73,662,565 | 76,924,850 | 81,654,457 | 13% | 1,089,410 | 1,181,460 | 1,244,929 | 1,306,267 | 20% |
| 68 Roseau | 18,596,844 | 20,491,721 | 20,296,288 | 26,566,673 | 43% | 379,254 | 458,722 | 485,341 | 428,730 | 13% |
| 69 St. Louis | 369,978,464 | 378,873,581 | 379,902,096 | 443,582,410 | 20% | 5,398,131 | 4,734,058 | 4,313,126 | 5,034,608 | -7% |
| 70 Scott | 119,674,861 | 122,713,725 | 130,282,409 | 146,599,430 | 22% | 1,467,378 | 1,634,319 | 1,841,714 | 1,907,236 | 30% |
| 71 Sherburne | 87,303,215 | 89,732,239 | 94,790,271 | 102,781,004 | 18% | 1,352,310 | 1,390,729 | 1,464,747 | 1,562,388 | 16% |
| 72 Sibley | 19,671,242 | 20,758,954 | 21,378,006 | 23,988,175 | 22% | 329,298 | 378,456 | 371,989 | 413,591 | 26% |
| 73 Stearns | 186,734,265 | 212,439,209 | 232,137,321 | 256,376,021 | 37% | 2,288,526 | 2,332,703 | 2,771,707 | 2,988,735 | 31% |
| 74 MNPrairie | 90,801,092 | 91,403,584 | 97,064,534 | 103,922,438 | 14% | 1,757,589 | 1,745,008 | 2,081,784 | 2,154,709 | 23% |
| 75 Stevens | 10,815,282 | 11,975,370 | 11,947,095 | 13,975,262 | 29% | 150,421 | 150,013 | 151,300 | 187,173 | 24% |
| 76 Swift | 17,529,787 | 18,528,564 | 19,428,092 | 20,270,942 | 16% | 323,966 | 349,879 | 373,635 | 414,888 | 28% |
| 77 Todd | 45,301,432 | 50,155,333 | 51,191,930 | 58,115,188 | 28% | 660,765 | 750,361 | 779,337 | 801,115 | 21% |
| 78 Traverse | 6,656,271 | 7,207,650 | 7,096,644 | 10,011,055 | 50% | 271,719 | 218,525 | 235,944 | 233,409 | -14% |
| 79 Wabasha | 23,914,957 | 26,387,655 | 26,460,388 | 28,766,079 | 20% | 401,523 | 500,301 | 498,461 | 544,878 | 36% |
| 80 Wadena | 34,056,496 | 36,421,461 | 39,976,943 | 38,804,784 | 14% | 387,946 | 427,770 | 417,330 | 412,327 | 6% |
| 82 Washington | 200,913,281 | 195,778,934 | 215,317,559 | 233,224,843 | 16% | 2,865,544 | 3,063,337 | 3,020,124 | 3,487,791 | 22% |
| 83 Watonwan | 15,637,747 | 17,727,836 | 18,160,001 | 20,134,209 | 29% | 290,811 | 314,325 | 338,423 | 378,525 | 30% |
| 84 Wilkin | 11,690,408 | 12,372,606 | 12,795,134 | 13,203,960 | 13% | 167,119 | 209,980 | 201,959 | 246,461 | 47% |
| 85 Winona | 56,636,220 | 56,790,773 | 60,960,861 | 65,239,012 | 15% | 1,053,344 | 1,259,255 | 1,356,769 | 1,428,737 | 36% |
| 86 Wright | 120,676,355 | 120,839,078 | 123,067,156 | 136,287,946 | 13% | 1,402,218 | 1,574,923 | 1,662,581 | 1,891,432 | 35% |
| 87 Yellow Medicine | 17,630,781 | 18,595,828 | 16,378,265 | 22,846,736 | 30% | 299,352 | 325,931 | 346,944 | 346,027 | 16% |
| TOTAL (STATEWIDE) | 8,280,802,579 | 8,277,308,104 | 8,677,078,524 | 9,725,113,227 | 17% | 120,214,361 | 130,714,963 | 132,383,668 | 137,933,333 | 15% |

SOCIAL SERVICE PROGRAMS PURCHASED SERVICES AND ADMINISTRATIVE COST TRENDS

TABLE 23

SOCIAL SERVICE PROGRAMS ADMIN COSTS

| COUNTY | 2015 | 2016 | 2017 | 2018 | % CHANGE 2015 TO 2018 | 2015 | 2016 | 2017 | 2018 | % CHANGE 2015 TO 2018 |
|----------------------|-------------|-------------|-------------|-------------|--------------------------|-------------|-------------|-------------|-------------|--------------------------|
| 1 Aitkin | 8,243,232 | 9,159,351 | 9,305,778 | 8,807,185 | 7% | 2,279,764 | 2,440,929 | 2,510,147 | 2,688,957 | 18% |
| 2 Anoka | 168,112,825 | 182,680,232 | 194,346,994 | 217,435,490 | 29% | 27,178,195 | 27,447,257 | 28,819,801 | 30,191,399 | 11% |
| 3 Becker | 18,228,451 | 18,513,533 | 20,617,873 | 20,962,713 | 15% | 4,415,990 | 4,870,676 | 5,033,741 | 5,068,366 | 15% |
| 4 Beltrami | 38,828,218 | 42,082,331 | 44,465,324 | 50,455,300 | 30% | 4,746,816 | 5,768,051 | 5,754,255 | 6,515,200 | 37% |
| 5 Benton | 23,758,263 | 24,295,564 | 23,736,088 | 24,714,495 | 4% | 4,037,481 | 4,203,720 | 4,386,350 | 4,620,449 | 14% |
| 6 Big Stone | 4,016,946 | 4,266,075 | 4,390,047 | 4,685,151 | 17% | 1,083,518 | 1,165,866 | 1,137,845 | 1,175,179 | 8% |
| 7 Blue Earth | 41,070,152 | 42,888,787 | 45,796,983 | 48,066,686 | 17% | 7,195,253 | 8,971,959 | 9,483,683 | 10,092,826 | 40% |
| 8 Brown | 17,545,763 | 18,191,606 | 18,746,067 | 18,805,014 | 7% | 3,349,685 | 3,491,013 | 3,598,151 | 3,832,677 | 14% |
| 9 Carlton | 27,485,210 | 29,640,026 | 30,941,255 | 33,479,295 | 22% | 5,745,628 | 6,554,330 | 6,956,628 | 7,520,088 | 31% |
| 10 Carver | 32,741,855 | 35,805,190 | 39,598,684 | 40,965,650 | 25% | 12,277,205 | 13,712,785 | 15,936,841 | 16,655,080 | 36% |
| 11 Cass | 18,142,158 | 20,180,989 | 21,481,247 | 21,831,748 | 20% | 3,467,002 | 3,540,777 | 3,642,598 | 3,746,210 | 8% |
| 12 Chippewa | 9,291,011 | 9,794,039 | 10,018,239 | 10,404,528 | 12% | 1,999,985 | 2,111,258 | 2,234,870 | 2,341,316 | 17% |
| 13 Chisago | 24,638,011 | 25,939,010 | 30,778,890 | 33,707,977 | 37% | 4,237,587 | 4,819,607 | 5,034,012 | 5,330,260 | 26% |
| 14 Clay | 46,463,228 | 51,014,423 | 53,238,356 | 55,424,863 | 19% | 5,413,111 | 5,944,685 | 6,559,537 | 6,330,421 | 17% |
| 15 Clearwater | 3,962,608 | 3,828,872 | 3,565,515 | 4,174,325 | 5% | 795,024 | 886,396 | 845,870 | 851,285 | 7% |
| 16 Cook | 2,110,144 | 2,210,427 | 2,366,171 | 2,627,416 | 25% | 1,042,212 | 1,229,608 | 1,301,740 | 1,521,141 | 46% |
| 18 Crow Wing | 33,674,128 | 37,487,536 | 40,236,182 | 42,862,416 | 27% | 7,738,934 | 7,964,701 | 7,674,466 | 7,828,023 | 1% |
| 19 Dakota | 222,989,635 | 239,875,212 | 250,377,882 | 267,627,598 | 20% | 29,420,106 | 31,781,615 | 34,243,163 | 36,956,701 | 26% |
| 21 Douglas | 18,543,735 | 19,415,108 | 19,418,188 | 20,170,090 | 9% | 2,668,033 | 2,805,893 | 3,141,559 | 2,998,486 | 12% |
| 23 Fillmore | 9,883,583 | 10,987,820 | 12,358,008 | 13,768,053 | 39% | 1,156,721 | 1,105,681 | 1,133,516 | 1,228,971 | 6% |
| 24 Freeborn | 17,878,405 | 18,325,050 | 20,175,958 | 21,031,596 | 18% | 3,705,939 | 4,129,245 | 4,384,514 | 4,483,848 | 21% |
| 25 Goodhue | 27,381,253 | 29,492,220 | 33,048,104 | 33,288,029 | 22% | 4,353,119 | 4,808,443 | 5,077,906 | 5,172,405 | 19% |
| 26 Grant | 4,045,561 | 4,191,079 | 4,509,406 | 4,700,856 | 16% | 1,076,449 | 1,376,236 | 1,633,558 | 1,742,363 | 62% |
| 27 Hennepin | 771,537,436 | 839,667,341 | 908,600,925 | 987,312,104 | 28% | 173,585,554 | 194,471,216 | 219,762,905 | 239,028,374 | 38% |
| 28 Houston | 10,616,757 | 10,938,818 | 11,815,850 | 12,223,682 | 15% | 1,400,190 | 1,578,594 | 1,664,602 | 1,901,918 | 36% |
| 29 Hubbard | 10,774,019 | 10,686,818 | 11,628,688 | 12,068,682 | 12% | 2,209,742 | 2,447,179 | 2,403,227 | 2,468,638 | 12% |
| 30 Isanti | 18,210,942 | 21,455,679 | 22,901,411 | 27,012,823 | 48% | 3,501,624 | 3,926,865 | 4,381,746 | 4,505,257 | 29% |
| 31 Itasca | 35,927,111 | 39,926,037 | 44,669,035 | 47,221,700 | 31% | 4,937,080 | 4,876,327 | 5,613,214 | 5,818,626 | 18% |
| 32 DVHHS | 17,020,019 | 16,923,059 | 18,874,490 | 19,985,518 | 17% | 3,124,107 | 3,188,924 | 3,769,730 | 3,999,073 | 28% |
| 33 Kanabec | 10,238,404 | 11,318,303 | 11,604,163 | 12,350,019 | 21% | 1,863,488 | 1,969,276 | 2,188,077 | 2,230,446 | 20% |
| 34 Kandiyohi | 27,015,388 | 28,704,857 | 29,546,677 | 30,887,647 | 14% | 5,785,066 | 5,951,504 | 6,446,156 | 7,170,194 | 24% |
| 35 Kittson | 3,355,185 | 3,800,060 | 3,765,022 | 3,581,911 | 7% | 408,139 | 440,083 | 492,847 | 546,168 | 34% |
| 36 Koochiching | 9,725,084 | 9,500,528 | 9,856,709 | 9,672,899 | -1% | 1,125,488 | 1,177,424 | 1,171,040 | 1,192,254 | 6% |
| 37 Lac Qui Parle | 5,194,195 | 5,270,693 | 5,684,063 | 6,054,634 | 17% | 1,006,575 | 1,102,418 | 1,158,064 | 1,245,673 | 24% |
| 38 Lake | 10,092,172 | 10,361,277 | 11,026,264 | 11,362,907 | 13% | 1,526,005 | 1,621,354 | 1,651,756 | 1,830,781 | 20% |
| 39 Lake of the Woods | 2,198,977 | 2,085,783 | 2,792,144 | 3,073,480 | 40% | 598,293 | 683,440 | 704,239 | 734,065 | 23% |
| 40 Le Sueur | 17,901,784 | 18,840,119 | 19,090,190 | 20,387,086 | 14% | 2,367,417 | 2,608,281 | 2,474,312 | 2,579,082 | 9% |
| 42 SWHHS | 48,052,208 | 49,229,868 | 52,211,164 | 55,726,976 | 16% | 8,280,784 | 9,328,553 | 10,397,693 | 9,852,675 | 19% |
| 43 McLeod | 18,069,535 | 20,060,315 | 21,840,070 | 22,743,820 | 26% | 4,172,280 | 4,564,084 | 4,708,721 | 4,910,087 | 18% |
| 44 Mahanomen | 3,421,706 | 3,522,628 | 3,622,073 | 3,674,543 | 7% | 894,206 | 920,284 | 1,030,425 | 897,138 | 0% |

SOCIAL SERVICE PROGRAMS PURCHASED SERVICES AND ADMINISTRATIVE COST TRENDS

TABLE 23

SOCIAL SERVICE PROGRAMS ADMIN COSTS

| COUNTY | 2015 | 2016 | 2017 | 2018 | % CHANGE 2015 TO 2018 | 2015 | 2016 | 2017 | 2018 | % CHANGE 2015 TO 2018 |
|--------------------------|----------------------|----------------------|----------------------|----------------------|--------------------------|--------------------|--------------------|--------------------|--------------------|--------------------------|
| 45 Marshall | 5,695,674 | 5,497,654 | 5,796,573 | 6,104,219 | 7% | 1,524,881 | 1,657,442 | 1,822,726 | 1,753,850 | 15% |
| 46 Faribault Martin | 23,602,547 | 26,013,967 | 27,899,783 | 29,640,641 | 26% | 4,435,793 | 5,014,785 | 5,314,169 | 5,471,219 | 23% |
| 47 Meeker | 13,597,860 | 14,704,879 | 15,912,896 | 16,985,115 | 25% | 2,500,511 | 2,608,402 | 2,740,009 | 2,817,650 | 13% |
| 48 Mille Lacs | 19,485,688 | 20,469,539 | 20,881,645 | 22,385,138 | 15% | 2,990,017 | 3,200,427 | 3,470,074 | 3,614,351 | 21% |
| 49 Morrison | 17,710,879 | 19,182,553 | 21,162,869 | 23,792,995 | 34% | 3,187,124 | 3,615,502 | 3,650,203 | 4,108,122 | 29% |
| 50 Mower | 26,546,700 | 30,837,178 | 35,203,883 | 37,325,360 | 41% | 2,937,577 | 3,436,878 | 3,525,490 | 3,846,237 | 31% |
| 52 Nicollet | 14,618,084 | 15,576,999 | 17,199,907 | 17,684,625 | 21% | 3,640,761 | 4,055,471 | 4,337,387 | 4,744,388 | 30% |
| 53 Nobles | 11,450,821 | 12,166,047 | 11,750,811 | 11,414,269 | 0% | 1,696,333 | 2,110,777 | 2,058,134 | 2,248,376 | 33% |
| 54 Norman | 4,688,251 | 5,170,330 | 5,468,182 | 4,936,523 | 5% | 961,672 | 978,600 | 1,006,921 | 1,013,262 | 5% |
| 55 Olmsted | 96,163,191 | 103,409,210 | 105,378,902 | 106,742,550 | 11% | 28,468,668 | 30,125,210 | 33,103,947 | 35,536,301 | 25% |
| 56 Otter Tail | 32,367,823 | 34,468,711 | 37,590,333 | 38,745,731 | 20% | 5,159,187 | 5,790,104 | 6,180,256 | 6,419,494 | 24% |
| 57 Pennington | 8,172,605 | 8,812,530 | 8,912,776 | 9,653,490 | 18% | 1,366,079 | 1,526,257 | 1,738,466 | 1,887,204 | 38% |
| 58 Pine | 13,236,925 | 14,394,295 | 17,063,758 | 17,678,616 | 34% | 2,112,892 | 2,616,019 | 2,756,299 | 3,062,589 | 45% |
| 60 Polk | 24,859,073 | 26,181,310 | 27,174,491 | 26,276,304 | 6% | 5,076,856 | 5,298,344 | 5,703,057 | 5,290,996 | 4% |
| 61 Pope | 7,119,767 | 6,959,674 | 6,467,615 | 6,442,737 | -10% | 1,321,506 | 1,398,789 | 1,454,237 | 1,507,440 | 14% |
| 62 Ramsey | 389,392,297 | 409,161,493 | 423,708,033 | 443,267,286 | 14% | 76,221,993 | 84,765,052 | 87,793,034 | 84,628,626 | 11% |
| 63 Red Lake | 1,513,930 | 1,516,265 | 1,451,466 | 1,666,846 | 10% | 659,797 | 591,360 | 670,977 | 705,062 | 7% |
| 65 Renville | 11,899,576 | 12,049,010 | 12,401,754 | 12,527,099 | 5% | 2,246,932 | 2,438,896 | 2,519,169 | 2,473,360 | 10% |
| 66 Rice | 37,727,609 | 41,306,349 | 44,522,369 | 47,261,830 | 25% | 4,977,113 | 5,583,658 | 6,439,877 | 6,880,000 | 38% |
| 68 Roseau | 7,300,253 | 7,832,126 | 7,968,585 | 8,590,828 | 18% | 1,371,019 | 1,466,181 | 1,702,170 | 1,618,009 | 18% |
| 69 St. Louis | 155,482,267 | 163,240,897 | 171,802,698 | 173,910,551 | 12% | 32,782,202 | 33,853,441 | 38,931,390 | 41,111,157 | 25% |
| 70 Scott | 46,081,667 | 52,162,939 | 57,794,515 | 64,716,494 | 40% | 11,495,618 | 13,030,935 | 14,095,624 | 15,211,887 | 32% |
| 71 Sherburne | 31,556,457 | 35,584,658 | 40,179,835 | 44,628,429 | 41% | 7,110,669 | 7,387,169 | 8,610,619 | 8,784,911 | 24% |
| 72 Sibley | 8,358,004 | 8,601,111 | 9,285,454 | 9,938,687 | 19% | 2,185,716 | 2,349,445 | 2,574,239 | 2,731,559 | 25% |
| 73 Stearns | 71,118,413 | 75,481,780 | 79,733,413 | 86,418,905 | 22% | 11,881,896 | 12,860,457 | 13,511,692 | 14,355,394 | 21% |
| 74 MNPrairie | 39,009,113 | 42,761,550 | 46,364,570 | 48,349,812 | 24% | 6,303,226 | 7,291,471 | 8,107,592 | 9,339,319 | 48% |
| 75 Stevens | 5,610,085 | 6,524,723 | 6,343,596 | 6,375,113 | 14% | 1,218,423 | 1,479,653 | 1,556,401 | 1,648,964 | 35% |
| 76 Swift | 7,971,406 | 7,983,401 | 8,354,694 | 8,712,656 | 9% | 1,861,022 | 2,054,419 | 2,269,458 | 2,372,614 | 27% |
| 77 Todd | 15,739,516 | 16,966,592 | 16,465,487 | 16,874,745 | 7% | 2,279,136 | 2,360,233 | 2,520,706 | 2,396,717 | 5% |
| 78 Traverse | 2,038,435 | 2,020,213 | 2,172,912 | 2,492,798 | 22% | 488,265 | 520,195 | 466,833 | 476,148 | -2% |
| 79 Wabasha | 10,946,844 | 12,026,513 | 12,150,869 | 12,130,080 | 11% | 1,489,886 | 1,436,642 | 1,495,733 | 1,706,638 | 15% |
| 80 Wadena | 10,154,812 | 11,138,098 | 11,693,004 | 12,544,447 | 24% | 2,449,520 | 2,597,715 | 2,825,964 | 2,869,000 | 17% |
| 82 Washington | 94,993,270 | 101,339,727 | 108,233,107 | 116,225,231 | 22% | 13,933,002 | 15,567,914 | 16,357,447 | 18,306,658 | 31% |
| 83 Watonwan | 6,884,147 | 7,029,149 | 7,295,393 | 8,403,504 | 22% | 2,206,424 | 2,350,732 | 2,489,267 | 2,771,263 | 26% |
| 84 Wilkin | 5,179,485 | 5,600,924 | 5,684,398 | 6,061,095 | 17% | 799,374 | 1,017,188 | 950,951 | 952,512 | 19% |
| 85 Winona | 33,409,360 | 36,413,697 | 38,429,249 | 40,067,111 | 20% | 3,647,874 | 4,135,934 | 4,771,166 | 5,318,561 | 46% |
| 86 Wright | 46,941,232 | 52,647,922 | 59,819,901 | 65,260,282 | 39% | 9,188,798 | 10,115,071 | 10,422,487 | 10,792,112 | 17% |
| 87 Yellow Medicine | 7,579,828 | 7,759,404 | 7,468,204 | 7,683,261 | 1% | 1,833,035 | 1,923,303 | 2,054,288 | 2,071,081 | 13% |
| TOTAL (STATEWIDE) | 3,204,589,192 | 3,443,550,076 | 3,666,234,105 | 3,905,252,303 | 22% | 622,180,592 | 682,596,608 | 742,541,964 | 782,645,131 | 26% |

COMPARATIVE PER CAPITA COSTS AND COUNTY PORTION OF TOTAL COST****

Table 24 - Total Human Services Comparative Data

Table 25 - Support Programs Comparative Data

Table 26 - Health Programs Comparative Data

Table 27 - Social Service Programs Comparative Data

****** On these pages counties are listed in county order. The Per Capita Ranking column lists the county "Total" cost per capita ranking (least to highest). The per capita county cost is portion of total costs (Total Costs = Aid/Purchased + Admin) paid by the county (not funded by federal, state, or miscellaneous revenues).**

**TOTAL HUMAN SERVICES COMPARATIVE DATA - PER CAPITA
PER CAPITA RANKING BY TOTAL COST**

TABLE 24

| COUNTY | 2018 POPULATION (estimate) | TOTAL COST | AID / PURCHASED COST | ADMIN COST | COUNTY PORTION OF TOTAL COST | PER CAPITA RANKING |
|----------------------|----------------------------------|---------------|-------------------------|---------------|---------------------------------|-----------------------|
| 1 Aitkin | 15,896 | 3,312 | 3,055 | 256 | 119 | 54 |
| 2 Anoka | 357,851 | 2,259 | 2,116 | 143 | 86 | 13 |
| 3 Becker | 34,420 | 3,071 | 2,835 | 236 | 170 | 45 |
| 4 Beltrami | 46,834 | 4,561 | 4,316 | 246 | 261 | 77 |
| 5 Benton | 40,452 | 2,744 | 2,558 | 186 | 111 | 33 |
| 6 Big Stone | 5,000 | 4,281 | 3,927 | 354 | 135 | 75 |
| 7 Blue Earth | 67,785 | 2,429 | 2,210 | 218 | 93 | 21 |
| 8 Brown | 25,325 | 2,581 | 2,356 | 226 | 98 | 28 |
| 9 Carlton | 35,923 | 3,485 | 3,156 | 329 | 174 | 60 |
| 10 Carver | 105,970 | 1,444 | 1,255 | 190 | 72 | 1 |
| 11 Cass | 29,470 | 4,066 | 3,843 | 223 | 146 | 73 |
| 12 Chippewa | 11,965 | 3,313 | 3,013 | 299 | 152 | 55 |
| 13 Chisago | 55,955 | 2,035 | 1,892 | 142 | 96 | 7 |
| 14 Clay | 63,963 | 3,036 | 2,866 | 170 | 118 | 43 |
| 15 Clearwater | 8,815 | 3,104 | 2,898 | 206 | 165 | 46 |
| 16 Cook | 5,390 | 2,880 | 2,464 | 416 | 240 | 38 |
| 18 Crow Wing | 64,975 | 2,826 | 2,629 | 197 | 149 | 35 |
| 19 Dakota | 428,558 | 2,052 | 1,911 | 140 | 74 | 8 |
| 21 Douglas | 38,041 | 2,215 | 2,071 | 144 | 81 | 11 |
| 23 Fillmore | 21,063 | 2,470 | 2,357 | 113 | 59 | 24 |
| 24 Freeborn | 30,495 | 2,929 | 2,714 | 215 | 125 | 39 |
| 25 Goodhue | 46,540 | 2,295 | 2,104 | 191 | 89 | 14 |
| 26 Grant | 5,975 | 3,313 | 2,891 | 422 | 151 | 56 |
| 27 Hennepin | 1,261,104 | 3,327 | 3,039 | 289 | 201 | 57 |
| 28 Houston | 18,659 | 2,305 | 2,140 | 165 | 66 | 15 |
| 29 Hubbard | 21,350 | 2,851 | 2,680 | 171 | 103 | 36 |
| 30 Isanti | 39,932 | 2,455 | 2,273 | 182 | 128 | 22 |
| 31 Itasca | 45,191 | 3,722 | 3,451 | 272 | 247 | 67 |
| 32 DVHHS | 21,227 | 3,284 | 3,007 | 277 | 109 | 53 |
| 33 Kanabec | 16,213 | 3,228 | 3,003 | 226 | 145 | 51 |
| 34 Kandiyohi | 42,924 | 3,119 | 2,881 | 239 | 142 | 49 |
| 35 Kittson | 4,260 | 3,521 | 3,310 | 211 | 145 | 62 |
| 36 Koochiching | 12,630 | 3,880 | 3,674 | 206 | 109 | 71 |
| 37 Lac Qui Parle | 6,662 | 4,017 | 3,742 | 274 | 120 | 72 |
| 38 Lake | 10,590 | 3,109 | 2,856 | 253 | 173 | 47 |
| 39 Lake of the Woods | 3,801 | 3,116 | 2,814 | 302 | 128 | 48 |
| 40 Le Sueur | 28,432 | 2,206 | 2,049 | 157 | 125 | 10 |
| 42 SWHHS | 73,459 | 3,035 | 2,831 | 203 | 112 | 42 |
| 43 McLeod | 35,959 | 2,323 | 2,141 | 182 | 106 | 16 |
| 44 Mahanomen | 5,526 | 5,365 | 5,058 | 308 | 150 | 78 |

**TOTAL HUMAN SERVICES COMPARATIVE DATA - PER CAPITA
PER CAPITA RANKING BY TOTAL COST**

TABLE 24

| COUNTY | 2018 POPULATION (estimate) | TOTAL COST | AID / PURCHASED COST | ADMIN COST | COUNTY PORTION OF TOTAL COST | PER CAPITA RANKING |
|--------------------------|----------------------------------|---------------|-------------------------|---------------|---------------------------------|-----------------------|
| 45 Marshall | 9,384 | 2,797 | 2,496 | 300 | 103 | 34 |
| 46 Faribault Martin | 33,471 | 3,375 | 3,130 | 245 | 168 | 59 |
| 47 Meeker | 23,169 | 2,565 | 2,381 | 184 | 102 | 26 |
| 48 Mille Lacs | 26,080 | 3,738 | 3,528 | 210 | 136 | 69 |
| 49 Morrison | 33,191 | 2,992 | 2,793 | 199 | 102 | 41 |
| 50 Mower | 40,017 | 3,119 | 2,948 | 171 | 77 | 50 |
| 52 Nicollet | 34,189 | 1,990 | 1,782 | 209 | 115 | 6 |
| 53 Nobles | 22,021 | 2,500 | 2,328 | 172 | 121 | 25 |
| 54 Norman | 6,518 | 3,723 | 3,472 | 251 | 54 | 68 |
| 55 Olmsted | 157,446 | 2,349 | 2,049 | 301 | 191 | 18 |
| 56 Otter Tail | 58,735 | 2,852 | 2,659 | 192 | 132 | 37 |
| 57 Pennington | 14,276 | 2,679 | 2,446 | 232 | 112 | 31 |
| 58 Pine | 29,490 | 2,978 | 2,788 | 190 | 93 | 40 |
| 60 Polk | 31,627 | 3,681 | 3,408 | 273 | 101 | 66 |
| 61 Pope | 11,046 | 2,715 | 2,502 | 213 | 96 | 32 |
| 62 Ramsey | 552,232 | 3,819 | 3,564 | 255 | 141 | 70 |
| 63 Red Lake | 3,981 | 2,644 | 2,364 | 279 | 38 | 30 |
| 65 Renville | 14,674 | 3,229 | 2,979 | 250 | 158 | 52 |
| 66 Rice | 66,364 | 2,219 | 2,060 | 159 | 78 | 12 |
| 68 Roseau | 15,313 | 2,567 | 2,383 | 184 | 79 | 27 |
| 69 St. Louis | 200,261 | 3,594 | 3,302 | 292 | 210 | 64 |
| 70 Scott | 146,111 | 1,646 | 1,506 | 139 | 48 | 3 |
| 71 Sherburne | 96,208 | 1,746 | 1,610 | 136 | 55 | 5 |
| 72 Sibley | 15,022 | 2,616 | 2,362 | 255 | 154 | 29 |
| 73 Stearns | 159,258 | 2,470 | 2,322 | 147 | 93 | 23 |
| 74 MNPrairie | 76,513 | 2,331 | 2,135 | 196 | 114 | 17 |
| 75 Stevens | 9,680 | 2,420 | 2,204 | 216 | 127 | 20 |
| 76 Swift | 9,374 | 3,616 | 3,254 | 362 | 240 | 65 |
| 77 Todd | 24,587 | 3,342 | 3,164 | 178 | 114 | 58 |
| 78 Traverse | 3,316 | 4,302 | 3,999 | 303 | 186 | 76 |
| 79 Wabasha | 21,624 | 2,116 | 1,973 | 143 | 61 | 9 |
| 80 Wadena | 13,774 | 4,221 | 3,939 | 282 | 144 | 74 |
| 82 Washington | 261,512 | 1,507 | 1,401 | 107 | 69 | 2 |
| 83 Watonwan | 10,962 | 3,066 | 2,714 | 352 | 208 | 44 |
| 84 Wilkin | 6,293 | 3,524 | 3,268 | 256 | 192 | 63 |
| 85 Winona | 50,798 | 2,362 | 2,188 | 174 | 130 | 19 |
| 86 Wright | 136,510 | 1,650 | 1,533 | 117 | 62 | 4 |
| 87 Yellow Medicine | 9,809 | 3,511 | 3,210 | 301 | 152 | 61 |
| TOTAL (STATEWIDE) | 5,629,416 | 2,800 | 2,584 | 215 | 133 | |

**SUPPORT PROGRAMS COMPARATIVE DATA - PER CAPITA
PER CAPITA RANKING BY TOTAL COST**

TABLE 25

| COUNTY | 2018 POPULATION (estimate) | TOTAL COST | AID COST | ADMIN COST | COUNTY PORTION OF TOTAL COST | PER CAPITA RANKING |
|----------------------|----------------------------------|---------------|-------------|---------------|---------------------------------|-----------------------|
| 1 Aitkin | 15,896 | 210 | 151 | 59 | 27 | 56 |
| 2 Anoka | 357,851 | 151 | 114 | 37 | 14 | 22 |
| 3 Becker | 34,420 | 170 | 111 | 59 | 28 | 35 |
| 4 Beltrami | 46,834 | 301 | 238 | 63 | 30 | 74 |
| 5 Benton | 40,452 | 219 | 171 | 48 | 20 | 60 |
| 6 Big Stone | 5,000 | 199 | 132 | 67 | 36 | 48 |
| 7 Blue Earth | 67,785 | 181 | 137 | 43 | 20 | 39 |
| 8 Brown | 25,325 | 148 | 102 | 46 | 21 | 19 |
| 9 Carlton | 35,923 | 217 | 141 | 76 | 35 | 59 |
| 10 Carver | 105,970 | 70 | 49 | 21 | 9 | 1 |
| 11 Cass | 29,470 | 366 | 303 | 63 | 28 | 78 |
| 12 Chippewa | 11,965 | 211 | 147 | 64 | 31 | 57 |
| 13 Chisago | 55,955 | 97 | 68 | 29 | 11 | 5 |
| 14 Clay | 63,963 | 264 | 217 | 47 | 21 | 69 |
| 15 Clearwater | 8,815 | 209 | 146 | 63 | 36 | 55 |
| 16 Cook | 5,390 | 175 | 99 | 76 | 40 | 38 |
| 18 Crow Wing | 64,975 | 173 | 125 | 47 | 22 | 36 |
| 19 Dakota | 428,558 | 127 | 95 | 33 | 13 | 10 |
| 21 Douglas | 38,041 | 149 | 108 | 41 | 19 | 21 |
| 23 Fillmore | 21,063 | 124 | 93 | 31 | 15 | 9 |
| 24 Freeborn | 30,495 | 203 | 160 | 43 | 18 | 53 |
| 25 Goodhue | 46,540 | 138 | 85 | 52 | 23 | 15 |
| 26 Grant | 5,975 | 201 | 119 | 82 | 38 | 49 |
| 27 Hennepin | 1,261,104 | 310 | 236 | 74 | 38 | 75 |
| 28 Houston | 18,659 | 134 | 93 | 41 | 18 | 13 |
| 29 Hubbard | 21,350 | 199 | 169 | 30 | 17 | 47 |
| 30 Isanti | 39,932 | 168 | 119 | 48 | 19 | 34 |
| 31 Itasca | 45,191 | 296 | 200 | 96 | 63 | 72 |
| 32 DVHHS | 21,227 | 185 | 131 | 54 | 30 | 41 |
| 33 Kanabec | 16,213 | 241 | 182 | 59 | 25 | 66 |
| 34 Kandiyohi | 42,924 | 235 | 187 | 48 | 21 | 64 |
| 35 Kittson | 4,260 | 166 | 115 | 51 | 31 | 32 |
| 36 Koochiching | 12,630 | 231 | 162 | 69 | 31 | 63 |
| 37 Lac Qui Parle | 6,662 | 167 | 118 | 50 | 26 | 33 |
| 38 Lake | 10,590 | 137 | 86 | 51 | 24 | 14 |
| 39 Lake of the Woods | 3,801 | 164 | 101 | 62 | 36 | 29 |
| 40 Le Sueur | 28,432 | 130 | 92 | 38 | 16 | 12 |
| 42 SWHHS | 73,459 | 165 | 125 | 40 | 19 | 31 |
| 43 McLeod | 35,959 | 109 | 79 | 30 | 11 | 7 |
| 44 Mahnomn | 5,526 | 261 | 182 | 80 | 52 | 68 |

**SUPPORT PROGRAMS COMPARATIVE DATA - PER CAPITA
PER CAPITA RANKING BY TOTAL COST**

TABLE 25

| COUNTY | 2018 POPULATION (estimate) | TOTAL COST | AID COST | ADMIN COST | COUNTY PORTION OF TOTAL COST | PER CAPITA RANKING |
|--------------------------|----------------------------------|---------------|-------------|---------------|---------------------------------|-----------------------|
| 45 Marshall | 9,384 | 159 | 88 | 71 | 32 | 26 |
| 46 Faribault Martin | 33,471 | 217 | 161 | 56 | 23 | 58 |
| 47 Meeker | 23,169 | 143 | 104 | 39 | 17 | 18 |
| 48 Mille Lacs | 26,080 | 186 | 139 | 46 | 20 | 42 |
| 49 Morrison | 33,191 | 184 | 136 | 48 | 22 | 40 |
| 50 Mower | 40,017 | 228 | 178 | 51 | 22 | 62 |
| 52 Nicollet | 34,189 | 161 | 115 | 46 | 18 | 27 |
| 53 Nobles | 22,021 | 191 | 150 | 41 | 20 | 43 |
| 54 Norman | 6,518 | 202 | 155 | 47 | 25 | 52 |
| 55 Olmsted | 157,446 | 195 | 148 | 47 | 22 | 46 |
| 56 Otter Tail | 58,735 | 164 | 110 | 54 | 25 | 30 |
| 57 Pennington | 14,276 | 202 | 136 | 66 | 30 | 51 |
| 58 Pine | 29,490 | 236 | 179 | 57 | 23 | 65 |
| 60 Polk | 31,627 | 297 | 231 | 66 | 33 | 73 |
| 61 Pope | 11,046 | 140 | 95 | 45 | 21 | 17 |
| 62 Ramsey | 552,232 | 346 | 273 | 73 | 37 | 77 |
| 63 Red Lake | 3,981 | 193 | 135 | 58 | 28 | 45 |
| 65 Renville | 14,674 | 201 | 151 | 50 | 24 | 50 |
| 66 Rice | 66,364 | 153 | 117 | 35 | 17 | 24 |
| 68 Roseau | 15,313 | 138 | 88 | 50 | 24 | 16 |
| 69 St. Louis | 200,261 | 281 | 219 | 62 | 32 | 71 |
| 70 Scott | 146,111 | 82 | 60 | 22 | 8 | 3 |
| 71 Sherburne | 96,208 | 106 | 77 | 29 | 11 | 6 |
| 72 Sibley | 15,022 | 148 | 103 | 45 | 21 | 20 |
| 73 Stearns | 159,258 | 208 | 170 | 38 | 17 | 54 |
| 74 MNPrairie | 76,513 | 191 | 145 | 46 | 21 | 44 |
| 75 Stevens | 9,680 | 128 | 101 | 26 | 13 | 11 |
| 76 Swift | 9,374 | 227 | 162 | 65 | 32 | 61 |
| 77 Todd | 24,587 | 162 | 114 | 48 | 24 | 28 |
| 78 Traverse | 3,316 | 317 | 228 | 89 | 55 | 76 |
| 79 Wabasha | 21,624 | 120 | 81 | 39 | 16 | 8 |
| 80 Wadena | 13,774 | 255 | 211 | 44 | 21 | 67 |
| 82 Washington | 261,512 | 88 | 64 | 23 | 10 | 4 |
| 83 Watonwan | 10,962 | 175 | 110 | 64 | 27 | 37 |
| 84 Wilkin | 6,293 | 272 | 206 | 65 | 30 | 70 |
| 85 Winona | 50,798 | 156 | 115 | 41 | 20 | 25 |
| 86 Wright | 136,510 | 81 | 57 | 24 | 8 | 2 |
| 87 Yellow Medicine | 9,809 | 152 | 98 | 54 | 25 | 23 |
| TOTAL (STATEWIDE) | 5,629,416 | 215 | 163 | 52 | 25 | |

**HEALTH PROGRAMS COMPARATIVE DATA - PER CAPITA
PER CAPITA RANKING BY TOTAL COST**

TABLE 26

| COUNTY | 2018 POPULATION (estimate) | TOTAL COST | AID COST | ADMIN COST | COUNTY PORTION OF TOTAL COST | PER CAPITA RANKING |
|----------------------|----------------------------------|---------------|-------------|---------------|---------------------------------|-----------------------|
| 1 Aitkin | 15,896 | 2,378 | 2,350 | 29 | 12 | 64 |
| 2 Anoka | 357,851 | 1,417 | 1,395 | 22 | 8 | 18 |
| 3 Becker | 34,420 | 2,144 | 2,115 | 29 | 12 | 58 |
| 4 Beltrami | 46,834 | 3,044 | 3,000 | 43 | 19 | 76 |
| 5 Benton | 40,452 | 1,799 | 1,776 | 24 | 11 | 32 |
| 6 Big Stone | 5,000 | 2,910 | 2,859 | 52 | 25 | 75 |
| 7 Blue Earth | 67,785 | 1,390 | 1,364 | 26 | 11 | 16 |
| 8 Brown | 25,325 | 1,539 | 1,511 | 28 | 12 | 23 |
| 9 Carlton | 35,923 | 2,126 | 2,083 | 43 | 20 | 56 |
| 10 Carver | 105,970 | 831 | 820 | 11 | 5 | 1 |
| 11 Cass | 29,470 | 2,833 | 2,800 | 33 | 14 | 73 |
| 12 Chippewa | 11,965 | 2,036 | 1,996 | 40 | 18 | 51 |
| 13 Chisago | 55,955 | 1,240 | 1,222 | 18 | 8 | 8 |
| 14 Clay | 63,963 | 1,807 | 1,782 | 24 | 10 | 34 |
| 15 Clearwater | 8,815 | 2,324 | 2,278 | 46 | 25 | 62 |
| 16 Cook | 5,390 | 1,935 | 1,878 | 57 | 25 | 42 |
| 18 Crow Wing | 64,975 | 1,873 | 1,844 | 29 | 13 | 39 |
| 19 Dakota | 428,558 | 1,214 | 1,192 | 22 | 8 | 7 |
| 21 Douglas | 38,041 | 1,457 | 1,433 | 24 | 10 | 20 |
| 23 Fillmore | 21,063 | 1,634 | 1,611 | 23 | 10 | 27 |
| 24 Freeborn | 30,495 | 1,889 | 1,865 | 25 | 11 | 40 |
| 25 Goodhue | 46,540 | 1,331 | 1,303 | 28 | 13 | 13 |
| 26 Grant | 5,975 | 2,033 | 1,985 | 48 | 23 | 50 |
| 27 Hennepin | 1,261,104 | 2,045 | 2,020 | 25 | 12 | 53 |
| 28 Houston | 18,659 | 1,414 | 1,391 | 23 | 10 | 17 |
| 29 Hubbard | 21,350 | 1,972 | 1,947 | 25 | 11 | 46 |
| 30 Isanti | 39,932 | 1,498 | 1,477 | 20 | 9 | 22 |
| 31 Itasca | 45,191 | 2,253 | 2,206 | 47 | 31 | 61 |
| 32 DVHHS | 21,227 | 1,969 | 1,935 | 34 | 19 | 45 |
| 33 Kanabec | 16,213 | 2,088 | 2,059 | 29 | 14 | 54 |
| 34 Kandiyohi | 42,924 | 1,997 | 1,974 | 23 | 13 | 48 |
| 35 Kittson | 4,260 | 2,386 | 2,355 | 32 | 15 | 66 |
| 36 Koochiching | 12,630 | 2,789 | 2,746 | 43 | 19 | 72 |
| 37 Lac Qui Parle | 6,662 | 2,753 | 2,716 | 38 | 16 | 71 |
| 38 Lake | 10,590 | 1,726 | 1,698 | 28 | 13 | 30 |
| 39 Lake of the Woods | 3,801 | 1,951 | 1,904 | 47 | 20 | 43 |
| 40 Le Sueur | 28,432 | 1,268 | 1,240 | 28 | 12 | 11 |
| 42 SWHHS | 73,459 | 1,977 | 1,948 | 29 | 14 | 47 |
| 43 McLeod | 35,959 | 1,446 | 1,430 | 16 | 7 | 19 |
| 44 Mahnomen | 5,526 | 4,277 | 4,211 | 66 | 29 | 78 |

**HEALTH PROGRAMS COMPARATIVE DATA - PER CAPITA
PER CAPITA RANKING BY TOTAL COST**

TABLE 26

| COUNTY | 2018 POPULATION (estimate) | TOTAL COST | AID COST | ADMIN COST | COUNTY PORTION OF TOTAL COST | PER CAPITA RANKING |
|--------------------------|----------------------------------|---------------|-------------|---------------|---------------------------------|-----------------------|
| 45 Marshall | 9,384 | 1,800 | 1,758 | 42 | 17 | 33 |
| 46 Faribault Martin | 33,471 | 2,109 | 2,084 | 25 | 11 | 55 |
| 47 Meeker | 23,169 | 1,567 | 1,544 | 24 | 10 | 24 |
| 48 Mille Lacs | 26,080 | 2,555 | 2,530 | 25 | 11 | 69 |
| 49 Morrison | 33,191 | 1,967 | 1,940 | 27 | 12 | 44 |
| 50 Mower | 40,017 | 1,862 | 1,838 | 25 | 11 | 37 |
| 52 Nicollet | 34,189 | 1,173 | 1,150 | 24 | 11 | 6 |
| 53 Nobles | 22,021 | 1,689 | 1,660 | 29 | 13 | 29 |
| 54 Norman | 6,518 | 2,608 | 2,560 | 49 | 18 | 70 |
| 55 Olmsted | 157,446 | 1,250 | 1,223 | 28 | 12 | 10 |
| 56 Otter Tail | 58,735 | 1,919 | 1,890 | 29 | 13 | 41 |
| 57 Pennington | 14,276 | 1,668 | 1,635 | 34 | 15 | 28 |
| 58 Pine | 29,490 | 2,038 | 2,009 | 29 | 12 | 52 |
| 60 Polk | 31,627 | 2,386 | 2,346 | 40 | 17 | 65 |
| 61 Pope | 11,046 | 1,855 | 1,824 | 32 | 14 | 36 |
| 62 Ramsey | 552,232 | 2,517 | 2,488 | 28 | 13 | 68 |
| 63 Red Lake | 3,981 | 1,855 | 1,811 | 44 | 18 | 35 |
| 65 Renville | 14,674 | 2,006 | 1,974 | 32 | 14 | 49 |
| 66 Rice | 66,364 | 1,250 | 1,230 | 20 | 8 | 9 |
| 68 Roseau | 15,313 | 1,763 | 1,735 | 28 | 12 | 31 |
| 69 St. Louis | 200,261 | 2,240 | 2,215 | 25 | 11 | 60 |
| 70 Scott | 146,111 | 1,016 | 1,003 | 13 | 5 | 4 |
| 71 Sherburne | 96,208 | 1,085 | 1,068 | 16 | 7 | 5 |
| 72 Sibley | 15,022 | 1,624 | 1,597 | 28 | 16 | 25 |
| 73 Stearns | 159,258 | 1,629 | 1,610 | 19 | 8 | 26 |
| 74 MNPrairie | 76,513 | 1,386 | 1,358 | 28 | 12 | 15 |
| 75 Stevens | 9,680 | 1,463 | 1,444 | 19 | 9 | 21 |
| 76 Swift | 9,374 | 2,207 | 2,162 | 44 | 20 | 59 |
| 77 Todd | 24,587 | 2,396 | 2,364 | 33 | 15 | 67 |
| 78 Traverse | 3,316 | 3,089 | 3,019 | 70 | 35 | 77 |
| 79 Wabasha | 21,624 | 1,355 | 1,330 | 25 | 10 | 14 |
| 80 Wadena | 13,774 | 2,847 | 2,817 | 30 | 13 | 74 |
| 82 Washington | 261,512 | 905 | 892 | 13 | 5 | 2 |
| 83 Watonwan | 10,962 | 1,871 | 1,837 | 35 | 15 | 38 |
| 84 Wilkin | 6,293 | 2,137 | 2,098 | 39 | 17 | 57 |
| 85 Winona | 50,798 | 1,312 | 1,284 | 28 | 12 | 12 |
| 86 Wright | 136,510 | 1,012 | 998 | 14 | 6 | 3 |
| 87 Yellow Medicine | 9,809 | 2,364 | 2,329 | 35 | 16 | 63 |
| TOTAL (STATEWIDE) | 5,629,416 | 1,752 | 1,728 | 25 | 11 | |

**SOCIAL SERVICE PROGRAMS COMPARATIVE DATA - PER CAPITA
PER CAPITA RANKING BY TOTAL COST**

TABLE 27

| COUNTY | 2018 POPULATION (estimate) | TOTAL COST | PURCHASED COST | ADMIN COST | COUNTY PORTION OF TOTAL COST | PER CAPITA RANKING |
|----------------------|---|-----------------------|---------------------------|-----------------------|---|-------------------------------|
| 1 Aitkin | 15,896 | 723 | 554 | 169 | 102 | 21 |
| 2 Anoka | 357,851 | 692 | 608 | 84 | 69 | 15 |
| 3 Becker | 34,420 | 756 | 609 | 147 | 152 | 24 |
| 4 Beltrami | 46,834 | 1,216 | 1,077 | 139 | 233 | 77 |
| 5 Benton | 40,452 | 725 | 611 | 114 | 93 | 22 |
| 6 Big Stone | 5,000 | 1,172 | 937 | 235 | 104 | 74 |
| 7 Blue Earth | 67,785 | 858 | 709 | 149 | 75 | 43 |
| 8 Brown | 25,325 | 894 | 743 | 151 | 82 | 49 |
| 9 Carlton | 35,923 | 1,141 | 932 | 209 | 152 | 73 |
| 10 Carver | 105,970 | 544 | 387 | 157 | 67 | 2 |
| 11 Cass | 29,470 | 868 | 741 | 127 | 125 | 45 |
| 12 Chippewa | 11,965 | 1,065 | 870 | 196 | 127 | 66 |
| 13 Chisago | 55,955 | 698 | 602 | 95 | 87 | 16 |
| 14 Clay | 63,963 | 965 | 867 | 99 | 104 | 55 |
| 15 Clearwater | 8,815 | 570 | 474 | 97 | 135 | 6 |
| 16 Cook | 5,390 | 770 | 487 | 282 | 185 | 28 |
| 18 Crow Wing | 64,975 | 780 | 660 | 120 | 132 | 29 |
| 19 Dakota | 428,558 | 711 | 624 | 86 | 60 | 18 |
| 21 Douglas | 38,041 | 609 | 530 | 79 | 64 | 8 |
| 23 Fillmore | 21,063 | 712 | 654 | 58 | 46 | 19 |
| 24 Freeborn | 30,495 | 837 | 690 | 147 | 112 | 38 |
| 25 Goodhue | 46,540 | 826 | 715 | 111 | 69 | 35 |
| 26 Grant | 5,975 | 1,078 | 787 | 292 | 103 | 68 |
| 27 Hennepin | 1,261,104 | 972 | 783 | 190 | 175 | 57 |
| 28 Houston | 18,659 | 757 | 655 | 102 | 49 | 25 |
| 29 Hubbard | 21,350 | 681 | 565 | 116 | 90 | 14 |
| 30 Isanti | 39,932 | 789 | 676 | 113 | 112 | 31 |
| 31 Itasca | 45,191 | 1,174 | 1,045 | 129 | 209 | 75 |
| 32 DVHHS | 21,227 | 1,130 | 942 | 188 | 80 | 72 |
| 33 Kanabec | 16,213 | 899 | 762 | 138 | 126 | 51 |
| 34 Kandiyohi | 42,924 | 887 | 720 | 167 | 124 | 46 |
| 35 Kittson | 4,260 | 969 | 841 | 128 | 127 | 56 |
| 36 Koochiching | 12,630 | 860 | 766 | 94 | 79 | 44 |
| 37 Lac Qui Parle | 6,662 | 1,096 | 909 | 187 | 98 | 69 |
| 38 Lake | 10,590 | 1,246 | 1,073 | 173 | 153 | 78 |
| 39 Lake of the Woods | 3,801 | 1,002 | 809 | 193 | 101 | 61 |
| 40 Le Sueur | 28,432 | 808 | 717 | 91 | 111 | 32 |
| 42 SWHHS | 73,459 | 893 | 759 | 134 | 94 | 47 |
| 43 McLeod | 35,959 | 769 | 632 | 137 | 97 | 27 |
| 44 Mahanomen | 5,526 | 827 | 665 | 162 | 113 | 36 |

**SOCIAL SERVICE PROGRAMS COMPARATIVE DATA - PER CAPITA
PER CAPITA RANKING BY TOTAL COST**

TABLE 27

| COUNTY | 2018 POPULATION (estimate) | TOTAL COST | PURCHASED COST | ADMIN COST | COUNTY PORTION OF TOTAL COST | PER CAPITA RANKING |
|--------------------------|----------------------------------|---------------|-------------------|---------------|---------------------------------|-----------------------|
| 45 Marshall | 9,384 | 837 | 650 | 187 | 77 | 39 |
| 46 Faribault Martin | 33,471 | 1,049 | 886 | 163 | 137 | 65 |
| 47 Meeker | 23,169 | 855 | 733 | 122 | 88 | 42 |
| 48 Mille Lacs | 26,080 | 997 | 858 | 139 | 124 | 59 |
| 49 Morrison | 33,191 | 841 | 717 | 124 | 87 | 40 |
| 50 Mower | 40,017 | 1,029 | 933 | 96 | 61 | 64 |
| 52 Nicollet | 34,189 | 656 | 517 | 139 | 100 | 12 |
| 53 Nobles | 22,021 | 620 | 518 | 102 | 103 | 9 |
| 54 Norman | 6,518 | 913 | 757 | 155 | 27 | 53 |
| 55 Olmsted | 157,446 | 904 | 678 | 226 | 166 | 52 |
| 56 Otter Tail | 58,735 | 769 | 660 | 109 | 110 | 26 |
| 57 Pennington | 14,276 | 808 | 676 | 132 | 92 | 33 |
| 58 Pine | 29,490 | 703 | 599 | 104 | 75 | 17 |
| 60 Polk | 31,627 | 998 | 831 | 167 | 77 | 60 |
| 61 Pope | 11,046 | 720 | 583 | 136 | 78 | 20 |
| 62 Ramsey | 552,232 | 956 | 803 | 153 | 104 | 54 |
| 63 Red Lake | 3,981 | 596 | 419 | 177 | 19 | 7 |
| 65 Renville | 14,674 | 1,022 | 854 | 169 | 139 | 63 |
| 66 Rice | 66,364 | 816 | 712 | 104 | 66 | 34 |
| 68 Roseau | 15,313 | 667 | 561 | 106 | 65 | 13 |
| 69 St. Louis | 200,261 | 1,074 | 868 | 205 | 188 | 67 |
| 70 Scott | 146,111 | 547 | 443 | 104 | 41 | 3 |
| 71 Sherburne | 96,208 | 555 | 464 | 91 | 48 | 4 |
| 72 Sibley | 15,022 | 843 | 662 | 182 | 136 | 41 |
| 73 Stearns | 159,258 | 633 | 543 | 90 | 80 | 10 |
| 74 MNPrairie | 76,513 | 754 | 632 | 122 | 97 | 23 |
| 75 Stevens | 9,680 | 829 | 659 | 170 | 116 | 37 |
| 76 Swift | 9,374 | 1,183 | 929 | 253 | 214 | 76 |
| 77 Todd | 24,587 | 784 | 686 | 97 | 97 | 30 |
| 78 Traverse | 3,316 | 895 | 752 | 144 | 135 | 50 |
| 79 Wabasha | 21,624 | 640 | 561 | 79 | 48 | 11 |
| 80 Wadena | 13,774 | 1,119 | 911 | 208 | 129 | 71 |
| 82 Washington | 261,512 | 514 | 444 | 70 | 61 | 1 |
| 83 Watonwan | 10,962 | 1,019 | 767 | 253 | 176 | 62 |
| 84 Wilkin | 6,293 | 1,115 | 963 | 151 | 170 | 70 |
| 85 Winona | 50,798 | 893 | 789 | 105 | 112 | 48 |
| 86 Wright | 136,510 | 557 | 478 | 79 | 54 | 5 |
| 87 Yellow Medicine | 9,809 | 994 | 783 | 211 | 130 | 58 |
| TOTAL (STATEWIDE) | 5,629,416 | 833 | 694 | 139 | 113 | |



For accessible formats of this information or assistance with additional equal access to human services, write to DHS.info@state.mn.us, call 651-431-3782, or use your preferred relay service. ADA1 (2-18)

Published by:
Minnesota Department of Human Services
Office of Management & Budget
Financial Operations Division
P.O. Box 64940
St. Paul, MN 55164-0940
651-431-3782