



# 2022

## ANNUAL REPORT



## EXECUTIVE COMMITTEE MEMBERS

Compliance Committee Chair:  
Jacey Rader (NE)

Finance Committee Chair:  
Corrie Copeland (TN)

Information Technology Committee Chair:  
Kellianne Torres (IA)

Rules Committee Chair:  
Stephen Horton (NC)

Training, Education, and Public Relations  
Committee Chair:  
Nate Lawson (OH)

East Regional Representative:  
Becki Moore (MA)

Midwest Regional Representative:  
Chuck Frieberg (SD)

South Regional Representative:  
Daryl Liedেকে (TX)

West Regional Representative:  
Michael Farmer (CA)

Ex Officio Victims Representative:  
Nataki Brown

## ICJ AT A GLANCE

### Interstate Compact for Juveniles (ICJ)

The Interstate Compact for Juveniles (ICJ) is the law that regulates the interstate movement of juveniles who are under court supervision or need to be returned to their home states as a runaway, escapee, absconder, or juvenile delinquent. The ICJ is a contract that has been adopted as law throughout the United States. Therefore, all state and local officials are legally bound to honor and enforce the terms of the Compact.

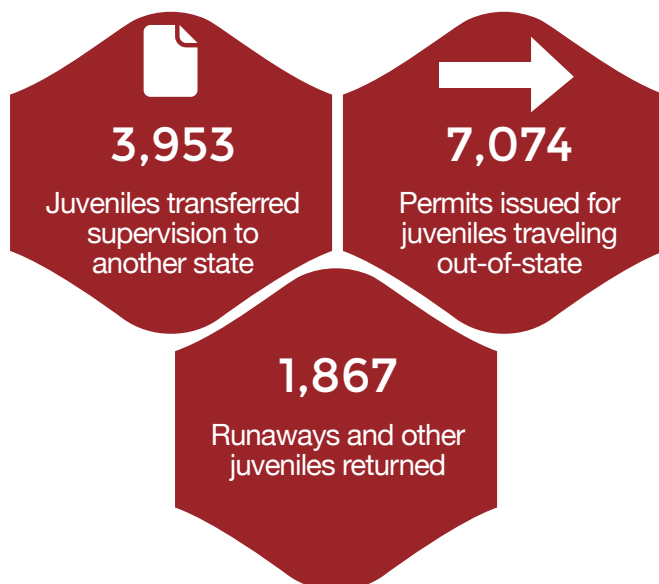
### Interstate Commission for Juveniles

The Interstate Commission for Juveniles is the governing body of the Interstate Compact for Juveniles (ICJ). Commission members include representatives from all 50 states, the District of Columbia, and the U.S. Virgin Islands, who work together to ensure that all ICJ youth and families are safe, supported, and treated equitably. The Commission is responsible for promulgating and enforcing rules to implement the ICJ.

## FISCAL YEAR 2022 STATISTICS AT A GLANCE

### Nationwide

- **Transfers of Supervision:** 3,953 juveniles transferred supervision to another state
  - o 3,512 were on probation
  - o 441 were on parole
- **Returns:** 1,867 runaways, escapees, absconders and juveniles charged delinquent returned to home/demanding state
- **Travel Permits:** 7,074 permits issued for juveniles traveling out-of-state for more than 24 hours
- **Airport Surveillance:** 33 juveniles were supervised during airport layovers while being returned to home/demanding states



## OFFICERS



*Tasha Hunt (CT),  
Commissioner, Chair*



*Nina Belli (OR),  
Commissioner,  
Vice Chair*



*Sherry Jones (MD),  
Commissioner, Treasurer*



*Jacey Rader (NE),  
Commissioner,  
Immediate  
Past-Chair*

## LETTER FROM THE CHAIR

Congratulations on another productive year! It has been an immense honor and pleasure to serve as the Chair of the Interstate Commission for Juveniles for the past year. I am grateful for the opportunity to work alongside an outstanding group of professionals with an unwavering commitment to the goals and objectives of the Interstate Compact for Juveniles. Despite the profound impact of the COVID-19 pandemic and unprecedented staffing challenges, you worked diligently throughout the year to ensure the welfare and protection of ICJ youth, their families, and communities.

To ensure that all ICJ juveniles and families are safe, secure, and treated equitably, the Commission focused on four strategic priorities this year:

1. Improving UNITY Data System for better outcomes;
2. Promoting leadership development and racial justice;
3. Addressing gaps in ICJ Rules and resources; and
4. Leveraging relations to promote awareness and improve outcomes.

Information about significant advances made is provided throughout this report. You will also find a detailed outline of new initiatives developed by the Executive Committee to advance these priorities over the course of the next three years.

The report also provides information about Commission operations, interstate juvenile annual data, and highlights the collective accomplishments of the ICJ Offices and Commission leaders. It was a pleasure watching the Commission evolve as we tackled goals that forced us to stretch and position ourselves for a paradigm shift in the ICJ Rules, technology, and our overall approach to the Compact. We have made tremendous strides, but there is still work to do.

As I conclude my term as Commission Chair, I do so with a sense of pride and gratitude because we have demonstrated that we can and will succeed, even in the face of unparalleled times. As we embark on a new year, let's continue to stretch and inspire each other to carry this work forward nationally and locally as servant leaders committed to equity and racial justice.

Thank you for the opportunity to serve as Commission Chair.  
Sincerely,

**Tasha M. Hunt, Commission Chairperson**



## IMPROVING UNITY FOR BETTER OUTCOMES

One of the Commission's primary functions is managing the flow of information needed for effective interstate transfers of juvenile supervision, returns, and travel permits. Fiscal year 2022 marked the Commission's first full year utilizing UNITY, the Uniform Nationwide Interstate Tracking for Youth data management system, which rolled out on May 17, 2021.

Designed to guide users through intuitive workflows, UNITY provides a user-friendly environment built directly upon the ICJ Rules. This modern data management system includes numerous guardrails that provide direction for users and help prevent inadvertent errors.

To support effective implementation of UNITY, the Commission invested heavily in training and technical assistance this year. In addition to robust on-demand learning opportunities, the Commission hosted a year-long series of monthly UNITY Workshops featuring live, interactive demonstrations. We also revamped the **ICJ Help Center**, which provides 24-hour access to key information. State ICJ Offices ensured the success of the new system by providing state-specific trainings throughout the nation and developing a new series of "ICJ in Action" courses for the on-demand learning management system, **ICJ.TalentLMS**.

Through the integration of Tableau's data visualization software, the Commission ushered in a new era of reporting. States now have the power to instantly visualize and review case data to help improve outcomes for juveniles. For example, state Compact offices can easily visualize the timeliness of home evaluations, quarterly progress reports, returns, and more.

Now that states have real-time access to compiled data, the Commission is shifting its focus to proactive monitoring directed at improving outcomes. Because UNITY's structure ensures conformity with many ICJ Rules, the Compliance Committee revised their procedures and refined the list of compliance priorities and standards monitored from 24 to 15.

In the summer of 2022, the Commission performed its first UNITY National Data Assessment to help identify nationwide trends. Scan the QR code below to learn more about the UNITY National Data Assessment:

**SCAN HERE**

For more information  
about the UNITY National  
Data Assessment



The introduction of UNITY also triggered a series of other updates to resources such as ICJ forms and policies. Based on input from users, the Commission laid plans for the first major round of UNITY enhancements to be made in the summer of 2023.



## Trainings, Webinars, & Virtual Collaborations

Opportunities to learn and collaborate were expanded through a variety of webinars, web-based meetings, and on-demand training courses.

# 426

Professionals trained through 4 web-based, instructor-led Rules training sessions



# 86

Virtual meetings to advance the Commission's mission

# 14

"ICJ Updates" newsletters delivered to over 4,000 people



# 35



On-demand training courses provided

# 25,204

On-demand course completions



# 1,664

Professionals trained via on-demand courses

# 104

Hours of in-state training provided by ICJ Offices

# 1,018

Professionals trained in-state by ICJ Offices



# PROMOTING MEMBER ENGAGEMENT, LEADERSHIP DEVELOPMENT, AND RACIAL JUSTICE

The Interstate Commission's greatest strength is its diverse membership, representing all 50 states, the District of Columbia, and the U.S. Virgin Islands. ICJ members work together to ensure the safety and well-being of juveniles through transfers of supervision; returns of runaways, absconders, and accused delinquents; and issuance of travel permits for juveniles on probation/parole who need to travel to another state.

With ICJ members deeply engaged at state and national levels, the Commission is working to promote racial justice through leadership development. In FY22, the Commission's year-long Leadership Exchange Series helped 23 current and emerging ICJ leaders grow their leadership skills with a focus on integrating a race equity lens into their work. This year, all elected officers and most committee leaders were past or current Leadership Exchange Series participants. These leaders reflected a broader diversity of backgrounds and experiences than ever before.

## MISSION

The Interstate Commission for Juveniles, the governing body of the Interstate Compact for Juveniles, through means of joint and cooperative action among the compacting states, preserves child welfare and promotes public safety interests of citizens, including victims of juvenile offenders. With a focus on racial justice, the Commission provides enhanced accountability, enforcement, visibility, and communication in the return of juveniles who have left their state of residence without permission and in the cooperative supervision of delinquent juveniles who travel or relocate across state lines.

Led by the Ad Hoc Committee on Racial Justice, the Commission continued its internal procedural justice assessment. The Commission:

- Amended ICJ Rule 5-103 to promote equity in application of graduated sanctions prior to returns for failed supervision;
- Implemented new leadership nominations and elections procedures to increase diversity and transparency;
- Updated the Commission's Mission, Vision, and Values Statements to reflect ongoing commitments to racial justice; and
- Incorporated content related to racial justice into multiple educational opportunities.

The Ad Hoc Committee also made recommendations related to home evaluations, violations reports, returns, and human trafficking, which will be addressed in years to come.

## VISION

The Interstate Commission for Juveniles will promote public safety, victims' rights, and juvenile accountability that is balanced with safeguarding those juveniles in a fair and equitable way.

## VALUES

The Interstate Commission for Juveniles values:

1. We honor the Compact's spirit of communication, collaboration and mutual respect among all parties in the Compact.
2. We hold ourselves accountable to our compact agreements.
3. We expect and support continuous knowledge and skill development.
4. We seek sustainability of ICJ via leadership development and national visibility.
5. We value racial diversity and seek equitable outcomes and experiences for all juveniles served by the Compact and all parties in the Compact.
6. We ensure that everything we do supports the outcomes stated in our mission.



## 2021 LEADERSHIP AWARD PRESENTED TO ROY YAPLE

Each year, the Commission presents the ICJ Leadership Award to an individual who exhibits outstanding leadership and commitment to the Commission. The 2021 Leadership Award was presented to Michigan Commissioner Roy Yapple during the Annual Business Meeting.

Commissioner Yapple served the Commission faithfully for several years. In addition to his service as Commissioner, he was a very active member of the Training Committee, Finance Committee, UNITY User Acceptance Team, and UNITY Training Team. His contributions were many, and always made with a unique blend of wisdom, wit, and humor.

Commissioner Yapple was described in his nomination as *"a driving force in the UNITY production team who always asks excellent questions on calls and has excellent solutions for UNITY and all Compact matters. He exemplifies leadership, both nationally and in his state."* On behalf of the Commission, thank you for your leadership!



## ADDRESSING GAPS IN RULES AND RESOURCES

As the governing body for the Interstate Compact for Juveniles, the Commission works diligently to identify and address gaps in the ICJ Rules and resources. On March 1, 2022, the Commission implemented 14 amendments to the ICJ Rules, including three amendments to improve responses to juveniles considered adults in some states.

The Commission provides access to a wide range of resources for ICJ offices, probation/parole staff, judges, and others at [www.juvenilecompact.org](http://www.juvenilecompact.org). To ensure consistency with the amended rules, more than 100 resources were reviewed for necessary updates. Website content was reconfigured to provide searchable access to **ICJ Bench Book for Judges and Court Personnel**, **Advisory Opinions**, **White Papers**, and other resources. The **ICJ Help Center** was also revamped to make it easier to submit and receive support related to UNITY.

Given significant changes in the labor force, easy access to training and resources is more important than ever. This year, the **ICJ.TalentLMS** On-Demand Training Center was significantly expanded. Additions include six revised “Core Courses” (focused on ICJ Rules), three “Tableau Reports” Trainings, “Introduction to ICJ Rule Making,” “Transportation Identification For Training,” and more.



## Helping States & Juveniles Cope with COVID-19 Pandemic

Fiscal year 22 was shaped by the continuation of the global COVID-19 pandemic. On April 23, 2020, during the height of the pandemic, the Commission suspended enforcement of ICJ Rules. Nonetheless, states continued working closely to ensure the safety of juveniles and their communities. Because of the highly effective collaboration of states, there was no significant decline in states' compliance rates during the COVID-19 pandemic. Ultimately, the suspension of enforcement of ICJ Rules ended on October 19, 2021.

To ensure the safety and well-being of members, the Commission's 2021 Annual Business Meeting and 2022 Executive Committee Planning Meeting were held virtually for the second year in a row. As vaccinations and treatments became more available over the course of the year, people throughout the nation became increasingly eager to “return to business as usual.” Therefore, the Commission will hold its 2022 Annual Business Meeting in Burlington, Vermont. Drawing on the lessons learned during the pandemic, live-streaming will be used to expand impact. As we continue to adapt and evolve, we look forward to ensuring Commission's commitments to safety and accountability are reflected in the “new normal.”



# LEVERAGING RELATIONSHIPS TO PROMOTE AWARENESS AND IMPROVE OUTCOMES

Collaboration is at the heart of the Interstate Compact for Juveniles. State Councils for Interstate Supervision of Juveniles serve as primary venues for effective collaborations. Last year, 50 states/territories reported state councils have been established. Forty-one state councils met despite the ongoing constraints of the pandemic.

While ICJ Rules require all states to maintain state councils, their operations serve the unique interests of each state. For example, in Indiana, “Members assisted with legislative efforts and with obtaining NCIC for state office staff.” At the same time, “The New Jersey State Council was supportive of the ICJ Racial Justice Ad Hoc Committee; so much so that the State Council support the idea of the NJ Juvenile Justice Commission also adding social justice and racial equity language to its Mission, Core Values, and Vision Statements.”

The Commission also works to build effective collaborations to address national policy issues. This year, the Commission partnered with the federal Transportation Security Administration (TSA) to improve responses to juveniles being returned via air travel. This is

especially important for individuals who are 18 or older, but still considered a “juvenile” for ICJ purposes due to variations in state law.

The ICJ Transportation Identification Form was created to meet the requirements of an “alternate form of identification” for those who do not have a Real ID or passport. To ensure security, this form can only be generated from the UNITY National Data Management System and is only valid for the specific departure date. This collaboration has also led to increased training and understanding of both the ICJ and TSA personnel.

Ex officio members are also critical partners for advancing the Commission’s mission. We are particularly grateful to those members who shared their expertise as part of the “Envisioning the Future of Juvenile Justice Panel” during the 2021 Annual Business Meeting: Lisa Bjerregaard (Council of Juvenile Justice Administrators); Dawn Mario Rubio (Conference of State Court Administrators); Ron Quiros (National Partnership for Juvenile Services); and Judge Hiram Puig-Lugo (National Council of Juvenile & Family Court Judges).

Victims Representative Nataki Brown also played a critical role in this year. As the Victims Representative, Ms. Brown serves as a valued member of the Executive Committee. With more than 25 years of experience in victim services, Ms. Brown is always willing to share her unique insights and perspective.

*The Commission also works to build effective collaborations to address national policy issues. This year, the Commission partnered with the federal Transportation Security Administration (TSA) to improve responses to juveniles being returned via air travel.*

**SCAN HERE**

For more information and to view the 2021 ICJ State Council Report.





# NEW AND UPDATED RESOURCES

## TRANSPORTATION IDENTIFICATION FORM

- [Transportation Identification Form \(Optional\)](#)
- [Transportation Identification Form Training Bulletin](#)
- [Transportation Identification Form LMS Course](#)

## LMS COURSES

- [Introduction to ICJ Rule Making](#)
- [2022 Rule Amendment Training](#)
- [Tableau Reports](#)

## POLICIES

- [07-2009 Training and Technical Assistance](#)
- [08-2009 Dues Assessment and Enforcement](#)
- [01-2014 Commission Forms Not Produced by the Electronic Information System](#)
- [02-2020 Information System Modifications](#)

## RESOURCES UPDATED TO REFLECT REVISED ICJ RULES

More than 100 ICJ resources were reviewed for conformity with revised ICJ Rules, which became effective March 1, 2022. Twenty-two (22) resource documents were updated, including LMS courses; legal advisory opinions; best practices; white papers; bench cards; policies; and forms. View all rule amendment-related updates by scanning the QR code.



## LEGAL RESOURCES

**Advisory Opinion 03-2021:** Does the prohibition against communication between ICJ member states as provided in ICJ Rule 2-104 forbid all communication between a supervised juvenile and prior case workers in the sending state once supervision is accepted?

**Advisory Opinion 04-2021:** Can a holding state judge refuse to take action on a requisition if there is no active missing person record for the juvenile in NCIC?

**White Paper:** Use of ICJ Records Rather than Testimony by Out-of-State Personnel

# STRATEGIC PLAN OUTLINES PRIORITIES AND PROGRESS

Strategic planning is essential for setting priorities, focusing resources, and ensuring everyone is working toward common goals. In 2019, the ICJ Executive Committee developed a three-year Strategic Plan based on input from members across the United States. This plan helped ensure the Commission's continued growth and evolution, even in wake of the COVID-19 pandemic.

Each spring, the Executive Committee reviewed progress and made edits to ensure critical issues were addressed, including emergency preparedness and racial justice. At the end of the three-

year period, 98% of initiatives and action steps were completed or near completion.

In the Spring of 2022, the Executive Committee conducted a thorough review of progress and what should be done next. After careful consideration, the Executive Committee determined the priorities established in 2019 are still of primary importance. To ensure success in the future, they focused on defining new initiatives and activities. More information about the **ICJ Strategic Plan**, including highlights from previous years and action steps for the years ahead, is available on the Commission's website.

ICJ STRATEGIC PLAN (2023–2025)		
Priorities		Initiatives
1	Improve UNITY Data System for better outcomes	A. Promote proactive monitoring using UNITY reports B. Optimize UNITY user experience and effectiveness
2	Promote leadership development and racial justice	A. Support ICJO leaders in professional development B. Promote procedural justice in ICJ-related work
3	Address gaps in ICJ Rules and resources	A. Expand training resources B. Enhance web-based resources C. Leverage UNITY data to improve outcomes
4	Leverage relationships to promote awareness and improve outcomes	A. Collaborate with ex officio members and allies B. Develop evaluation partnership to conduct program assessments and other research

## NATIONAL OFFICE STAFF

The National Office serves as the secretariat for the Commission and facilitates collaborations to support the Interstate Compact for Juveniles.

**MaryLee Underwood, JD, BSW**  
*Executive Director*  
859.721.1062

**Jennifer Adkins, BA**  
*Operations and Policy Specialist*  
859.721.1063

**Emma Goode, BS, MA Ed**  
*Logistics and Administrative Specialist*  
859.721.1061

**Amanee Cabbagestalk, BA, MS**  
*Training and Administrative Specialist*  
859.721.1073

**Joe Johnson, BS, MS**  
*Systems Project Manager*  
859.721.0796

## LEGAL COUNSEL

**Richard L. Masters, JD**



## STATE AND LOCAL STAFF RECOGNITION

The Commission believes in recognizing those individuals doing the day-to-day work of the Compact who surpass expectations to provide assistance. The following individuals were recognized in FY 22 for going above and beyond the general call of duty to reach a conclusion or solution that best served public safety.

**Tracey Cassell**  
*Deputy Compact Administrator*  
Georgia

**Paul Fritzler**  
*District 7 Manager*  
Wyoming

**April Simmons**  
*Compact Office Staff*  
Indiana

**Tim Wires**  
*Chief Probation Officer*  
Ohio

## ICJ COMMITTEE MEMBERS

### Compliance Committee

Jacey Rader, Chair  
Cathy Gordon, Vice Chair  
Francis “Mike” Casey/  
Christine Norris, Designee  
Hope Cooper  
Juanita Anderson-Hilton  
Julie Hawkins  
Wendy Lautsbaugh  
Chuck Frieberg  
Jedd Pelander  
Latosha Malory  
Robert Lemieux  
Shyra Bland  
Quincy Hughes



## ICJ COMMITTEE MEMBERS

### Finance Committee

Corrie Copeland, Chair  
Dale Dodd, Vice Chair  
Sherry Jones, Treasurer  
Patrick “Pat” Pendergast  
Summer Foxworth  
Francis “Mike” Casey  
Nate Lawson  
Nina Belli  
Natalie Dalton

### Rules Committee

Stephen Horton, Chair  
Caitlyn Bickford, Vice Chair  
Judy Miller  
Michael Farmer  
Mary Kay Hudson  
Tracy Hudrlik  
Julie Hawkins  
Jennifer LeBaron/Edwin Lee, Jr., Designee  
Nita Wright  
Anna Butler  
Michael Tymkew  
Kelly Palmateer  
Raymundo Gallardo  
Dawn Bailey

### Information Technology Committee

Kellianne Torres, Chair  
Judy Miller  
Jefferson Regis  
Roy Curtis  
Jacey Rader  
Felicia Dauway  
Holly Kassube  
Nita Wright  
Abbie Christian

Kelly Palmateer  
Rachel Johnson  
Gladys Olivaris  
Brandon Schimelpfenig

### Training, Education, and Public Relations Committee

Nate Lawson, Chair  
Daryl Liedecke, Vice Chair  
Patrick “Pat” Pendergast  
Tasha Hunt/Nordia Napier, Designee  
Roy Yapple  
Lisa Bjergaard/Jessica Wald, Designee  
Chanda Lashoure  
Tracy Cassell  
Shirleen Cadiz  
Holly Kassube  
Latoya Oliver  
Bridget Webb  
Ron Quiros, NPJS Ex Officio

### Ad Hoc Committee on Racial Justice

Co-Chair Becki Moore  
Co-Chair Sherry Jones  
Francis “Mike” Casey  
Agnes Denson  
Cathy Gordon  
Jennifer LaBaron/Edwin Lee, Jr., Designee  
Lisa Bjergaard/Jessica Wald, Designee  
Jessica Nash/JoAnn Niksa, Designee  
Felicia Dauway  
Eavey-Monique James  
Tracy Howard  
April Simmons  
Mason Harrington  
Raymundo Gallardo  
Nataki Brown

# LETTER FROM AUDITOR

## *Hicks & Associates CPAs*

CERTIFIED PUBLIC ACCOUNTANTS

INTERSTATE COMMISSION FOR JUVENILES  
LEXINGTON, KENTUCKY  
YEAR ENDED JUNE 30, 2022

SERVICES PROVIDED BY HICKS & ASSOCIATES CPAS:

- a. AUDIT OF THE FINANCIAL STATEMENTS - UNMODIFIED OPINION<sup>1</sup>
- b. REPORT TO MANAGEMENT<sup>2</sup>
- c. AVAILABLE FOR ROUTINE ACCOUNTING AND TAX ADVICE AS REQUESTED BY MANAGEMENT

FINANCIAL HIGHLIGHTS FOR INTERSTATE COMMISSION FOR JUVENILES:

	<u>6/30/2022</u>	<u>6/30/2021</u>	<u>6/30/2020</u>
• DUES ASSESSMENTS	\$ 978,000	\$ 978,000	\$ 978,000
• INVESTMENT INCOME <sup>3</sup>	\$ -193,857	\$ 266,605	\$ -16,080
• TOTAL REVENUES	\$ 788,135	\$ 1,245,060	\$ 963,805
• PERCENTAGE CHANGE IN TOTAL REVENUES	-36.70%	+29.18%	-12.33%
• TOTAL EXPENSES	\$ 1,167,845	\$ 895,948	\$ 999,178
• PERCENTAGE CHANGE IN TOTAL EXPENSES <sup>4</sup>	+30.35%	-10.33%	+9.62%
• CHANGES IN NET ASSETS	\$ -379,710	\$ 349,112	\$ -35,373
• TOTAL NET ASSETS	\$ 2,485,117	\$ 2,864,827	\$ 2,515,715
• TOTAL ASSETS	\$ 2,803,507	\$ 3,164,237	\$ 2,788,122
• PERCENTAGE CHANGE IN TOTAL ASSETS	-11.40%	+13.49%	-0.60%
• TOTAL LIABILITIES	\$ 318,390	\$ 299,410	\$ 272,407
• PERCENTAGE CHANGE IN TOTAL LIABILITIES	+6.34%	+9.91%	+7.34%
• OPERATING CASH FLOWS	\$ -108,306	\$ 104,582	\$ -25,079
• TOTAL CASH FLOWS	\$ -115,496	\$ -218,053	\$ -167,129

1. AN "UNMODIFIED OPINION" IS THE TERMINOLOGY THAT REPRESENTS A GOOD, CLEAN AUDIT. ALL THE INFORMATION WE REQUESTED TO SUPPORT OUR OPINION WAS PROVIDED BY MANAGEMENT DURING OUR AUDIT. THERE WERE NO INSTANCES OF FRAUD, ABUSE, OR UNSUPPORTED TRANSACTIONS OBSERVED DURING OUR TESTING. OUR OPINION ON THE FINANCIAL STATEMENTS RELATES TO THE FINANCIAL STATEMENTS BEING PREPARED ON THE MODIFIED ACCRUAL BASIS OF ACCOUNTING, WHICH IS A BASIS OF ACCOUNTING OTHER THAN U.S. GAAP.
2. THE REPORT TO MANAGEMENT DESCRIBES (1) THE RESPONSIBILITIES OF THE AUDITORS, MANAGEMENT, AND THE COMMITTEES; (2) THE OVERALL AUDIT PROCESS, AND (3) ANY RECOMMENDATIONS WE HAD DURING THE CURRENT YEAR AND UPDATES TO ITEMS MENTIONED IN THE PRIOR YEAR. WE DID NOT HAVE ANY RECOMMENDATIONS FOR THE YEARS ENDED JUNE 30, 2022 OR 2021.
3. INTEREST AND DIVIDENDS OF \$28,806; REALIZED GAINS OF \$27,577; AND UNREALIZED LOSSES OF \$250,240 FOR THE YEAR ENDED JUNE 30, 2022. MANY ENTITIES EXPERIENCED DECLINES IN MARKET VALUE OF THEIR INVESTMENTS DURING THIS TIME PERIOD.
4. EXPENSES INCREASED FROM THE PRIOR YEAR PRIMARILY DUE TO EXPENSES INCURRED FOR THE UNITY SYSTEM. A MAJORITY OF THE UNITY SYSTEM COSTS INCURRED IN THE PRIOR YEAR QUALIFIED FOR CAPITALIZATION. IN ADDITION, THERE WERE INCREASES IN PERSONNEL COSTS AND AMORTIZATION EXPENSE (RELATED TO THE UNITY SYSTEM COSTS THAT WERE CAPITALIZED IN THE PRIOR YEAR). NOTABLE DECREASES IN EXPENSES CONSISTED OF OFFICE EXPENSES, PROFESSIONAL FEES, RENT, AND COMMUNICATIONS.

1795 Alysheba Way • Suite 6206  
Lexington, KY 40509

Telephone (859) 368-9727  
Fax (859) 368-9739



## FINANCIAL OVERVIEW

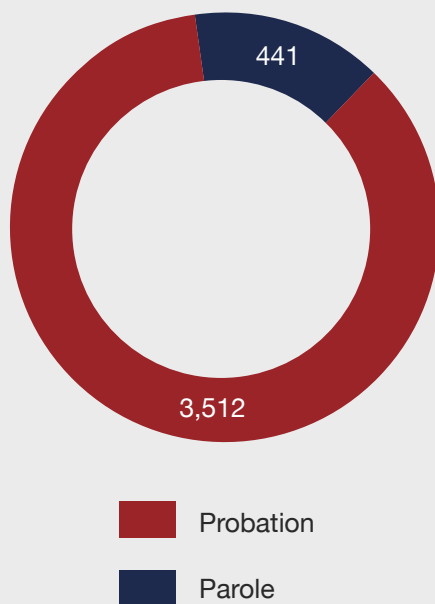
Due to careful fiscal management, the Commission finished fiscal year 2022 at 7% under the approved budget of \$1,228,000. The Commission's budget included significant expenditure of funds to pay final expenses for development of the new UNITY data management system. As most in-person meetings were cancelled due to the COVID-19 pandemic, revenue initially allocated for face-to-face meetings was reallocated to fund UNITY development. Consequently, the amount transferred from cash reserves was significantly reduced. Due to the volatile nature of the stock market, the Commission's investment accounts balances declined. However, no funds were withdrawn from the long-term investment funds and the rate of return remains strong at 6.5%.

Consequently, the Commission is well positioned to start fiscal year 2023 on a solid financial footing. Funds from cash reserves/investments will be used for UNITY enhancements. Operational and budgetary adjustments have been made to ensure all other Commission expenses are fully funded by dues in FY 23.

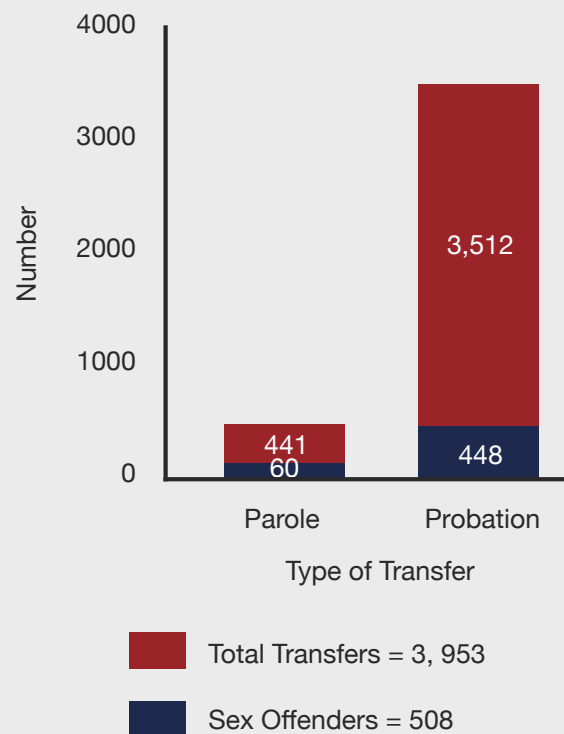
To ensure the Commission's long-term financial health, annual dues are reviewed every five years. This year, the Finance Committee reviewed the dues tier structure, dues assessment rates, and projected expenses for the next five years. Annual dues cover the costs of the Commission's operations, including: training and technical assistance; Commission meetings; promulgation and interpretation of ICJ Rules; national electronic information system; and maintenance of other Commission resources (such as website; on demand training center; and ICJ Bench Book). The Finance Committee's recommendations for adjusting dues rates will be presented at the 2022 Annual Business Meeting.

# 2022 ANNUAL STATISTICS

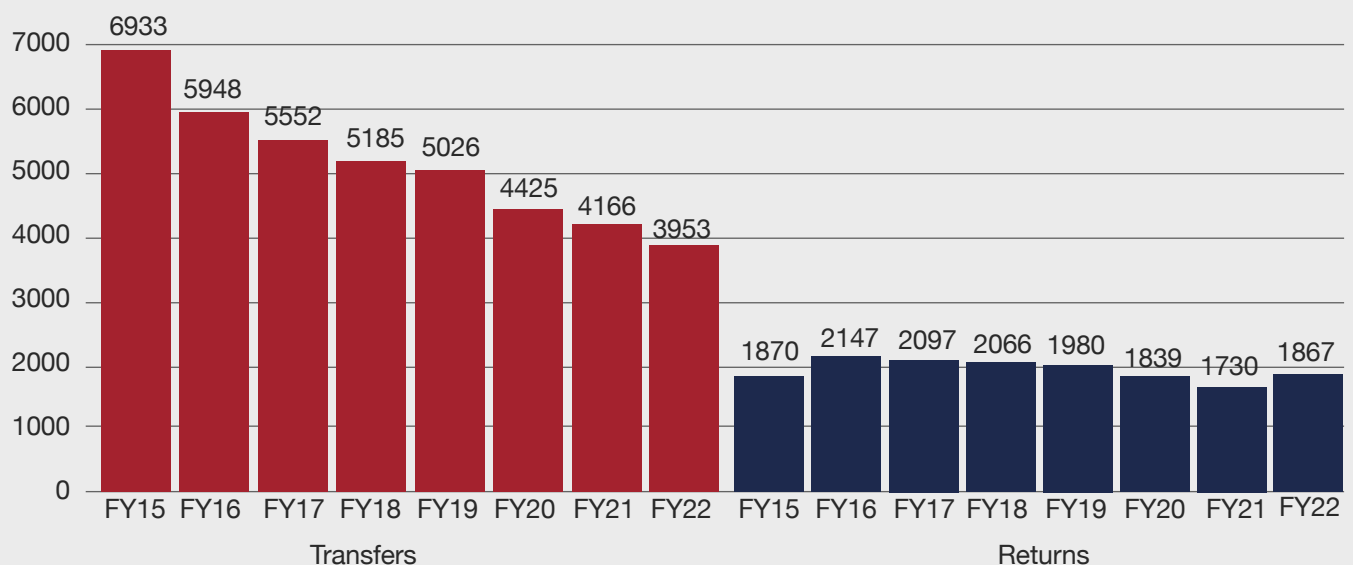
**Total Transfer of Supervision Cases = 3,953**



**Transfer of Supervision by Type and Status – Fiscal Year 2022**

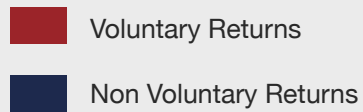
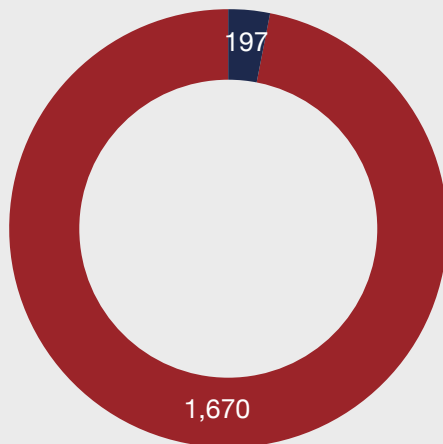


**Interstate Transfer and Return Data: Fiscal Years 2015–2022**

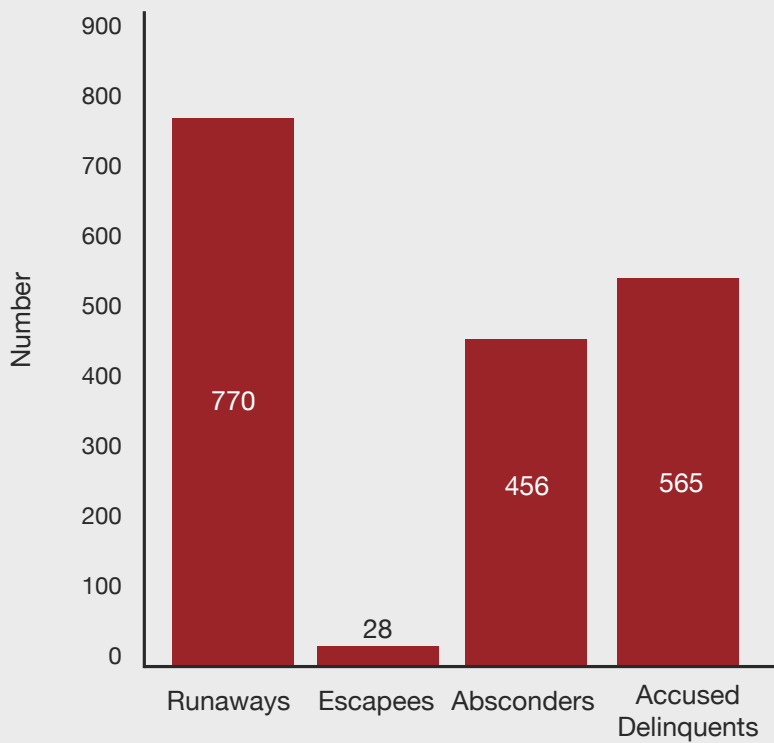




**Total Juvenile Returns = 1,867**



**Juvenile Returns by Type**



INTERSTATE MOVEMENT OF JUVENILES:  
RETURNS JULY 1, 2021– JUNE 30, 2022

This chart details the return of runaways, escapees, absconders, and accused delinquents. It includes the number of juveniles sent back to the Home/Demanding State (“From Your State Returned”) along with the number of incoming juveniles where the state listed is the Holding State (“From Other States Returned”). The total returns are categorized as either voluntary or non-voluntary.

\* Total Case Count = Total Voluntary + Total Non-Voluntary Case Counts

- KEY
- Run = Runaway
- Esc = Escapee
- Absc = Absconder
- Acc Del & Stat Off = Accused Delinquents & Status Offenders
- Airport Sup Req Met = Airport Supervision Request Met

STATE	From Your State Returned (Home/Demanding State)							From Other States Returned (Holding State)							Airport Sup Req Met
	Run	Esc	Absc	Acc Del & Stat Off	Total Case Count*	Total Vol	Total Non Vol	Run	Esc	Absc	Acc Del & Stat Off	Total Case Count*	Total Vol	Total Non Vol	
Alabama	18	0	5	5	28	20	8	11	1	3	6	21	21	0	0
Alaska	0	0	1	1	2	0	2	0	0	0	0	0	0	0	0
Arizona	17	0	11	10	39	37	2	22	0	20	2	43	43	0	1
Arkansas	16	0	6	8	29	28	1	20	2	4	7	33	33	0	0
California	54	0	25	10	92	88	4	17	1	17	18	54	49	5	0
Colorado	21	2	10	7	43	41	2	13	1	18	3	35	28	7	4
Connecticut	4	1	2	6	13	11	2	0	0	1	2	5	4	1	0
Delaware	0	0	1	13	14	13	1	0	0	1	9	10	9	1	0
District of Columbia	2	0	16	18	35	35	0	0	0	0	33	34	33	1	0
Florida	40	0	22	44	110	92	18	50	1	8	17	77	72	5	0
Georgia	28	0	14	29	72	60	12	36	1	18	37	94	83	11	10
Hawaii	2	0	0	0	2	1	1	4	0	0	0	4	4	0	0
Idaho	3	0	35	7	46	45	1	23	0	6	5	37	35	2	0
Illinois	28	2	13	25	73	64	9	6	2	18	24	57	46	11	1
Indiana	16	2	13	22	56	37	19	85	5	10	30	138	117	21	0
Iowa	15	1	16	2	34	31	3	6	0	16	13	35	35	0	0
Kansas	6	0	27	3	36	34	2	35	0	11	2	49	46	3	0
Kentucky	57	3	4	19	84	73	11	12	1	8	21	42	27	15	0
Louisiana	18	4	5	4	32	31	1	2	1	3	8	14	13	1	0
Maine	0	0	0	1	1	1	0	1	0	0	0	1	0	1	0
Maryland	11	1	2	28	45	42	3	4	0	30	33	66	62	4	0

STATE	From Your State Returned (Home/Demanding State)							From Other States Returned (Holding State)							Airport Sup Req Met
	Run	Esc	Absc	Acc Del & Stat Off	Total	Total Vol	Total Non Vol	Run	Esc	Absc	Acc Del & Stat Off	Total	Total Vol	Total Non Vol	
Massachusetts	7	0	1	5	15	12	3	3	1	4	2	10	9	1	0
Michigan	20	3	13	12	48	43	5	12	0	10	3	26	18	8	0
Minnesota	10	0	11	10	33	29	4	7	1	13	13	35	27	8	1
Mississippi	6	0	1	7	14	14	0	19	0	1	13	35	34	1	0
Missouri	34	1	10	2	49	45	4	21	1	32	8	63	59	4	0
Montana	11	0	2	0	13	12	1	3	0	3	1	10	9	1	0
Nebraska	11	1	12	8	32	30	2	8	0	12	3	23	18	5	0
Nevada	9	0	11	6	27	27	0	7	0	21	6	34	32	2	0
New Hampshire	3	0	2	0	5	5	0	1	0	1	0	4	3	1	0
New Jersey	7	0	1	20	29	24	5	2	0	7	18	27	24	3	0
New Mexico	3	0	9	7	20	15	5	13	1	7	3	25	21	4	0
New York	15	1	2	7	26	24	2	10	1	6	10	27	19	8	1
North Carolina	30	0	3	37	70	66	4	30	0	10	8	51	47	4	10
North Dakota	4	0	10	8	22	22	0	7	1	6	6	18	18	0	0
Ohio	33	0	5	26	67	60	7	55	0	2	26	83	76	7	0
Oklahoma	15	0	6	3	25	23	2	14	0	7	4	24	24	0	0
Oregon	14	0	26	6	46	45	1	21	0	25	5	51	50	1	0
Pennsylvania	15	0	15	23	55	49	6	19	1	6	16	48	40	8	0
Rhode Island	3	0	1	0	4	1	3	2	0	0	1	4	3	1	0
South Carolina	15	0	9	5	30	28	2	6	0	4	32	43	42	1	0
South Dakota	5	2	4	0	9	7	2	4	1	8	4	18	12	6	0
Tennessee	32	1	5	26	68	58	10	35	0	6	39	80	75	5	0
Texas	34	3	21	15	76	67	9	47	3	30	25	105	93	12	2
Utah	4	0	6	5	15	14	1	26	0	6	7	39	38	1	3
Vermont	6	0	0	1	7	6	1	2	0	1	0	3	3	0	0
Virgin Islands	0	0	0	0	0	0	0	0	0	0	0	0	0	0	0
Virginia	21	0	11	36	68	63	5	21	0	1	18	41	33	8	0
Washington	29	0	19	10	61	58	3	12	0	25	4	43	41	2	0
West Virginia	5	0	2	3	10	10	0	2	0	1	9	12	12	0	0
Wisconsin	8	0	7	14	28	20	8	11	1	7	8	28	24	4	0
Wyoming	5	0	3	1	9	9	0	3	0	2	3	8	6	2	0
Total	770	28	456	565	1867	1670	197	770	28	456	565	1867	1670	197	33

# INTERSTATE MOVEMENT OF JUVENILES: TRANSFER OF SUPERVISION JULY 1, 2021 – JUNE 30, 2022

This chart provides information regarding interstate transfers of supervision for juveniles.

KEY  
Sex Off = Sex Offender  
RFS-NV = Returned after failed supervision, not due to violation  
RFS-V = Returned after failed supervision, due to violation  
\* Total Case Count = Parole + Probation Case Counts

STATE	TOS Cases Sent From Your State (Sending State)							TOS Cases Sent To Your State (Receiving State)						
	Parole	Probation	Total Case Count	Parole *Sex Off	Probation Sex Off	RFS- NV	RFS- V	Parole	Probation	Total Case Count	Parole * Sex Off	Probation Sex Off	RFS- NV	RFS- V
Alabama	11	49	60	6	4	0	0	15	96	111	2	12	0	0
Alabama	11	49	60	6	4	0	0	15	96	111	2	12	0	0
Alaska	0	7	7	0	0	0	0	2	12	14	1	3	0	0
Arizona	3	70	73	0	6	1	1	9	113	122	1	20	2	2
Arkansas	13	48	61	3	5	0	0	8	42	50	3	6	0	0
California	31	198	229	4	24	1	0	25	149	174	1	21	4	4
Colorado	16	109	125	0	25	1	1	8	54	62	0	10	0	0
Connecticut	0	12	12	0	0	0	0	2	22	24	0	1	0	0
Delaware	9	44	53	0	4	0	0	0	42	42	0	5	0	0
District of Columbia	10	16	26	0	2	0	0	6	59	65	1	1	0	0
Florida	24	339	363	4	42	2	1	33	185	218	3	26	1	0
Georgia	39	192	231	2	8	1	1	21	209	230	6	25	2	0
Hawaii	0	6	6	0	1	0	0	1	4	5	0	1	0	0
Idaho	8	99	107	3	19	0	0	4	31	35	0	5	0	0
Illinois	16	208	224	0	15	1	1	16	122	138	1	9	0	0
Indiana	9	89	98	5	12	0	0	12	68	80	2	13	0	0
Iowa	0	43	43	0	5	0	0	11	84	95	0	7	0	0
Kansas	9	72	81	2	4	0	0	5	29	34	1	5	0	0
Kentucky	11	16	27	2	3	0	0	13	56	69	3	7	2	2
Louisiana	11	69	80	1	6	1	1	10	55	65	1	3	1	1
Maine	3	6	9	0	0	0	0	1	8	9	0	4	0	0
Maryland	7	84	91	1	3	0	0	13	111	124	0	12	0	0
Massachusetts	5	17	22	0	1	0	0	4	30	34	0	2	0	0

STATE	TOS Cases Sent From Your State (Sending State)							TOS Cases Sent To Your State (Receiving State)						
	Parole	Probation	Total Case Count	Parole *Sex Off	Probation Sex Off	RFS- NV	RFS- V	Parole	Probation	Total Case Count	Parole * Sex Off	Probation Sex Off	RFS- NV	RFS- V
Michigan	0	11	11	0	1	0	0	9	65	74	0	4	0	0
Minnesota	0	75	75	0	14	0	0	9	54	63	1	5	3	3
Mississippi	1	29	30	0	1	0	0	3	53	56	0	2	0	0
Missouri	29	19	48	2	2	0	0	8	130	138	0	4	0	0
Montana	0	9	9	0	4	1	1	2	17	19	0	2	1	1
Nebraska	0	57	57	0	2	2	2	3	19	22	0	4	0	0
Nevada	27	116	143	0	25	3	3	18	66	84	2	5	0	0
New Hampshire	1	20	21	0	5	0	0	1	13	14	0	1	0	0
New Jersey	6	121	127	3	23	1	0	7	70	77	1	8	0	0
New Mexico	0	22	22	0	1	1	1	5	20	25	3	3	0	0
New York	11	54	65	0	5	0	0	8	106	114	3	17	0	0
North Carolina	1	57	58	0	7	0	0	16	159	175	2	17	0	0
North Dakota	12	35	47	1	5	0	0	4	31	35	0	6	0	0
Ohio	13	54	67	1	9	0	0	7	96	103	3	19	1	1
Oklahoma	5	46	51	0	7	0	0	15	73	88	4	6	0	0
Oregon	10	66	76	1	12	2	2	3	59	62	1	15	0	0
Pennsylvania	0	224	224	0	29	1	1	12	106	118	0	24	0	0
Rhode Island	0	13	13	0	0	0	0	0	10	10	0	2	0	0
South Carolina	5	97	102	0	9	1	1	7	83	90	0	9	1	1
South Dakota	7	14	21	0	2	1	1	5	24	29	2	2	0	0
Tennessee	19	94	113	5	4	1	1	7	127	134	1	11	0	0
Texas	25	186	211	6	33	0	0	41	250	291	4	34	3	3
Utah	6	31	37	2	13	0	0	3	44	47	0	16	0	0
Vermont	0	9	9	0	2	0	0	0	5	5	0	0	0	0
Virgin Islands	0	0	0	0	0	0	0	0	0	0	0	0	0	0
Virginia	11	87	98	1	15	1	1	9	78	87	3	7	0	0
Washington	12	64	76	4	18	1	1	10	82	92	2	12	3	2
West Virginia	0	32	32	0	5	0	0	0	27	27	0	7	0	0
Wisconsin	5	64	69	1	6	1	0	6	51	57	0	5	1	1
Wyoming	0	13	13	0	0	0	0	4	13	17	2	3	0	0
Total	441	3512	3953	60	448	25	21	441	3512	3953	60	448	25	21

## INTERSTATE MOVEMENT OF JUVENILES: TRAVEL PERMITS

### JULY 1, 2020 – JUNE 30, 2021

This chart details the travel of juveniles under parole or probation. This includes the number of cases of juveniles under parole or probation and the number of cases involving parole or probaiton sex offenders.

\* Total Case Count = Parole + Probation Case Counts

STATE	Travel Permit Cases Sent From Your State (Sending State)					Travel Permit Cases Sent To Your State (Receiving State)				
	Total Case Count*	Parole	Probation	Parole Sex Offender	Probation Sex Offender	Total Case Count*	Parole	Probation	Parole Sex Offender	Probation Sex Offender
Alabama	26	0	26	0	12	129	19	110	9	28
Alaska	89	0	89	0	14	18	1	17	0	5
Arizona	45	9	36	1	9	195	21	174	2	62
Arkansas	28	6	22	2	3	67	16	51	3	9
California	147	1	146	0	32	464	58	406	11	178
Colorado	426	37	389	4	146	154	9	145	2	55
Connecticut	19	0	19	0	3	21	4	17	0	4
Delaware	60	9	51	2	24	95	3	92	2	13
District of Columbia	43	21	22	0	2	23	1	22	0	7
Florida	236	11	225	3	56	901	56	845	10	205
Georgia	386	84	302	16	46	293	25	268	2	50
Hawaii	23	0	23	0	3	66	2	64	0	23
Idaho	114	1	113	1	58	128	24	104	8	51
Illinois	304	19	285	2	68	246	44	202	2	38
Indiana	391	1	390	0	75	88	9	79	1	28
Iowa	46	4	42	0	22	117	22	95	6	29
Kansas	19	4	15	2	9	72	10	62	0	28
Kentucky	91	29	62	17	13	130	7	123	3	31
Louisiana	25	1	24	1	5	68	8	60	2	20
Maine	18	5	13	0	4	23	2	21	0	13
Maryland	199	6	193	1	37	118	19	99	0	36
Massachusetts	26	12	14	0	4	41	12	29	1	6

STATE	Travel Permit Cases Sent From Your State (Sending State)					Travel Permit Cases Sent To Your State (Receiving State)				
	Total Case Count*	Parole	Probation	Parole Sex Offender	Probation Sex Offender	Total Case Count*	Parole	Probation	Parole Sex Offender	Probation Sex Offender
Michigan	112	0	112	0	34	127	7	120	0	37
Minnesota	175	1	174	0	66	109	35	74	2	27
Mississippi	20	0	20	0	6	65	11	54	0	11
Missouri	62	47	15	3	3	117	13	104	3	27
Montana	29	0	29	0	9	56	12	44	3	16
Nebraska	135	0	135	0	29	40	9	31	1	10
Nevada	217	19	198	1	122	169	15	154	4	58
New Hampshire	4	2	2	1	2	14	2	12	0	5
New Jersey	278	0	278	0	130	129	8	121	0	36
New Mexico	103	1	102	1	22	59	4	55	1	14
New York	130	18	112	0	15	177	11	166	3	51
North Carolina	164	6	158	0	30	247	16	231	2	65
North Dakota	73	49	24	3	11	42	8	34	1	18
Ohio	265	16	249	8	113	141	10	131	3	38
Oklahoma	94	2	92	0	29	87	11	76	1	26
Oregon	461	60	401	29	150	116	14	102	8	54
Pennsylvania	285	1	284	0	125	203	9	194	0	68
Rhode Island	11	0	11	0	0	15	0	15	0	3
South Carolina	325	15	310	1	22	220	26	194	2	46
South Dakota	121	112	9	18	4	67	7	60	3	36
Tennessee	304	16	288	2	24	269	28	241	8	57
Texas	262	4	258	1	89	314	22	292	5	89
Utah	134	32	102	9	82	160	21	139	4	57
Vermont	10	0	10	0	4	15	0	15	0	12
Virgin Islands	0	0	0	0	0	5	0	5	0	2
Virginia	151	23	128	1	71	176	15	161	4	57
Washington	200	30	170	18	96	223	36	187	22	65
West Virginia	19	0	19	0	5	56	7	49	3	10
Wisconsin	153	45	108	4	39	118	8	110	0	36
Wyoming	16	0	16	0	2	81	22	59	5	29
US TOTALS	7074	759	6315	152	1979	7074	759	6315	152	1979





**[www.juvenilecompact.org](http://www.juvenilecompact.org)**

836 Euclid Avenue, Suite 322  
Lexington, KY 40502  
859-721-1062