



December 16, 2019

Senator Julie A. Rosen
Chair, Senate Finance Committee

Senator Bill Ingebrigtsen
Chair, Senate Environment and Natural Resources Finance Committee

Senator Carrie Ruud
Chair, Senate Environment and Natural Resources Policy and Legacy Finance Committee

Representative Michael Nelson
Chair, House State Government Finance Division

Representative Lyndon Carlson, Sr.
Chair, House Ways and Means Committee

Representative John Persell
Chair, House Environment and Natural Resources Policy Committee

Representative Rick Hansen
Chair, House Environment and Natural Resources Finance Division

Dear Senators and Representatives:

Enclosed you will find the 2019 Report to the Legislature on the Game and Fish Fund. This annual report is required under M.S. 97A.055, Subd. 4.

The report contains three main sections; an overview of the fund group, a review of individual accounts, and outcomes and accomplishments for the year.

This report is also being presented to the Budgetary Oversight Committee. Please contact me (651.259.5555) or Mary Robison, Chief Financial Officer, Office of Management and Budget Services (651.259.5561), if you have any questions.

Sincerely

A handwritten signature in blue ink, appearing to read 'Sarah Strommen'.

Sarah Strommen
Commissioner

C: Senate and House Committee Staff
Legislative Reference Library



DATE: 12/13/2019

LEGISLATIVE REPORT – Cost of Preparation

NAME OF LEGISLATIVE REPORT – FY2019 Game and Fish Fund Report

Based on: Legislatively mandated report

Minnesota Statute Reference: M.S. 97A.055, subd. 4

Prepared by: David Brown, Department of Natural Resources

Phone: 651-259-5535

E-Mail: David.Brown@state.mn.us

Description of Cost	Further explanation if necessary	Amount
Staff Time		\$20,801
Duplication Cost (includes paper)		\$215
Contract – Accessibility		
Other:		
Postage		\$100
Printing		\$1,100
TOTAL TO PREPARE REPORT (Note: Right click on amount cell and choose update to complete)		\$22,216

Game and Fish Fund Report



For the
Fiscal Year Ended
June 30, 2019

Game and Fish Fund

Fiscal Year 2019 Annual Report

Letter from the Commissioner.....	1
Game and Fish Fund.....	3
Creation and Purpose of the Fund.....	3
Game and Fish Annual Report Requirements	3
Game and Fish Fund Within the DNR’s Funding Structure	3
Game and Fish Fund Balance.....	4
Fund Analysis	4
Game and Fish Fund Revenues.....	6
Game and Fish Fund Expenditures	7
Game and Fish Fund Expenditures by Division and Fund.....	8
Accounts in the Game and Fish Fund	9
Functions	11
Fish and Wildlife	11
Ecological and Water Resources	12
Enforcement.....	14
Parks and Trails	14
Forestry	15
Lands and Minerals	15
Real Estate.....	15
Operations Support.....	16
Game and Fish Operations Account Fund 2200	17
Deer and Bear Management Account Fund 2201	21
Emergency Deer Feeding and Wild Cervidae Health Management Account Fund 2201.....	23
Deer Management Account Fund 2202	25
Waterfowl Habitat Improvement Account Fund 2203.....	27
Trout and Salmon Account Fund 2204	29
Pheasant Habitat Improvement Account Fund 2205	31
Wild Rice Management Account Fund 2206	33
Wildlife Acquisition Account Fund 2207	35
Wild Turkey Management Account Fund 2208.....	37
Heritage Enhancement Account Fund 2209.....	39
Lifetime Fish and Wildlife Trust Fund Fund 2210	41

Walleye Stamp Account Fund 2211.....	43
Peace Officer Training Account Fund 2212	45
Wolf Management and Monitoring Account Fund 2213	47
Outcomes/Accomplishments.....	49
Fish Management	49
Wildlife Management	55
Fish and Wildlife – Outreach	62
Fish & Wildlife – License Center	70
Division of Ecological and Water Resources.....	73
Division of Enforcement	79
Division of Parks and Trails	82
Division of Forestry.....	84
Division of Lands and Minerals.....	88
Appendix A Fund Statement.....	89
Appendix B Game and Fish Fund Allocations to Hunting and Fishing Activity.....	101
Appendix C Related Accounts	105
Venison Donation Program	106
Walk-In Access Program	107

Letter from the Commissioner

I am pleased to submit the annual Game and Fish Fund Report for the fiscal year ending June 30, 2019 as required by Minnesota Statutes 97A.055 Subdivision 4. The purpose of this report is threefold: to examine the long-term structural health of the Game and Fish Fund (GFF); to ensure the appropriate use of funds; and to report the outcomes of Game and Fish Fund expenditures for Minnesotans.

Financial Health

The long-term health of the GFF continues to be a top priority for DNR. Recent license fee increase have improved the fund's outlook, but structural challenges remain. In FY19, the GFF comprised 20 percent (\$119 million) of the DNR's total expenditures, supporting game and fish related activities across the agency. The FY19 expenditures and transfers-out of \$120.7 million exceeded revenues and transfers-in by \$581,000 for the year, resulting in an end of year fund balance of \$55.2 million across all of the accounts.¹ This fund balance is projected to decrease to \$31.7 million by the end of FY23, due to appropriations exceeding revenues. The DNR is committed to maintaining the financial health of the Game and Fish Fund by focusing spending on the most critical game and fish needs, continuously examining the structure of license and stamp fees for possible improvements, and exploring new and innovative funding models.

Shifting demographics and changes in the way that people engage with the outdoors are expected to impact license sales in future years. The DNR is prioritizing programs that deepen Minnesotans' connection to hunting and fishing as well as fish and wildlife conservation. Our programs for hunting and fishing recruitment, retention, and reactivation are detailed in the pages of this report. These activities are part DNR's work to connect people with the outdoors, which in turn will contribute to the future health of the Game and Fish Fund.

Appropriate Use of Funds

The enclosed report describes the legally designated purpose for each of the 15 accounts within the GFF, provides revenue and expenditure history for each account from FY10 through FY19, and projects revenues and expenditures through FY23. The DNR monitors the accounts in the GFF to ensure the appropriate use of funds under Minnesota law. While these funds come from many different dedicated sources, the agency is committed to using a comprehensive and unified approach to the conservation and management of Minnesota's fish and wildlife populations, using resources from these diverse sources and across the agency efficiently and effectively to protect Minnesota's natural resources. As you can see in the pages of this report, each of DNR's seven divisions contribute to habitat management and conservation efforts in Minnesota.

The future holds a variety of challenges for Minnesota wildlife, including the prevention and management of wildlife diseases, such as Chronic Wasting Disease (CWD). CWD poses a clear threat to Minnesota's wildlife populations and outdoor opportunities and demands prompt and committed action. The GFF should not bear the sole burden of funding Minnesota's CWD response efforts. Recognizing this, Governor Walz and the legislature appropriated \$1.87 million from the General Fund for CWD prevention in FY20-21. We applaud this important step, and the growing recognition that wildlife disease outbreaks such as CWD affect all Minnesotans.

¹ Of this \$55.2 million fund balance, \$26.8 million (49%) is in the Game and Fish Operating Account and \$14.6 million (27%) is in the Lifetime License Account.

Outcomes for Minnesota

The DNR engages in a vast range of activities that deliver high quality fish and wildlife conservation and outdoor recreation to Minnesotans and our visitors. This includes fish stocking, population management and monitoring, enforcement activities, land management, habitat protection, and connecting people to the outdoors through recreation and citizen engagement. We are committed to ensuring that these activities result in tangible benefits for Minnesotans.

In reflecting on the purposes of this report, we are exploring new ways to make future editions even more helpful in presenting the long-term structural health of the Game and Fish Fund, describing the uses of funding, and reporting the impacts of our work. Potential changes may include better highlighting emerging natural resource issues and desired outcomes for the state. We look forward to working with you on this undertaking.

Sincerely,



Sarah Strommen, Commissioner

Game and Fish Fund

Fiscal Year 2019 Annual Report

Creation and Purpose of the Fund

The legislature created the Game and Fish Fund in the state treasury (M.S. 97A.055). Funds are credited to the Game and Fish Fund for all money received under the game and fish laws and all income from state lands acquired by purchase or gift for game or fish purposes.

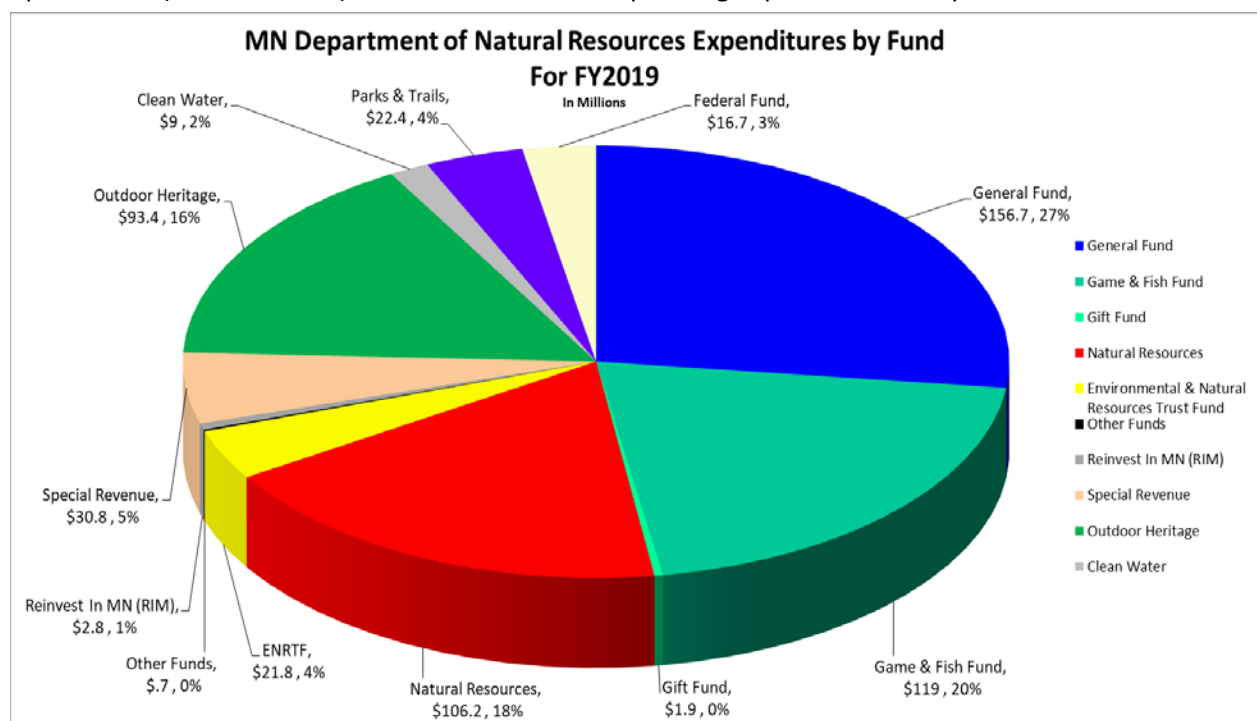
Game and Fish Annual Report Requirements

The Minnesota Department of Natural Resources (DNR) is required under Minnesota Statutes 97A.055 Subdivision 4 to submit by December 15 each year to the legislative committees having jurisdiction over appropriations and the environment and natural resources reports on revenues and expenditures made from the accounts within the Game and Fish Fund. The report must include the commissioner's recommendations, if any, for changes in the laws relating to the stamps and surcharge for programs under the Game and Fish Fund. The DNR is also required to submit a report that is a summary and comments of citizen oversight committee reviews.

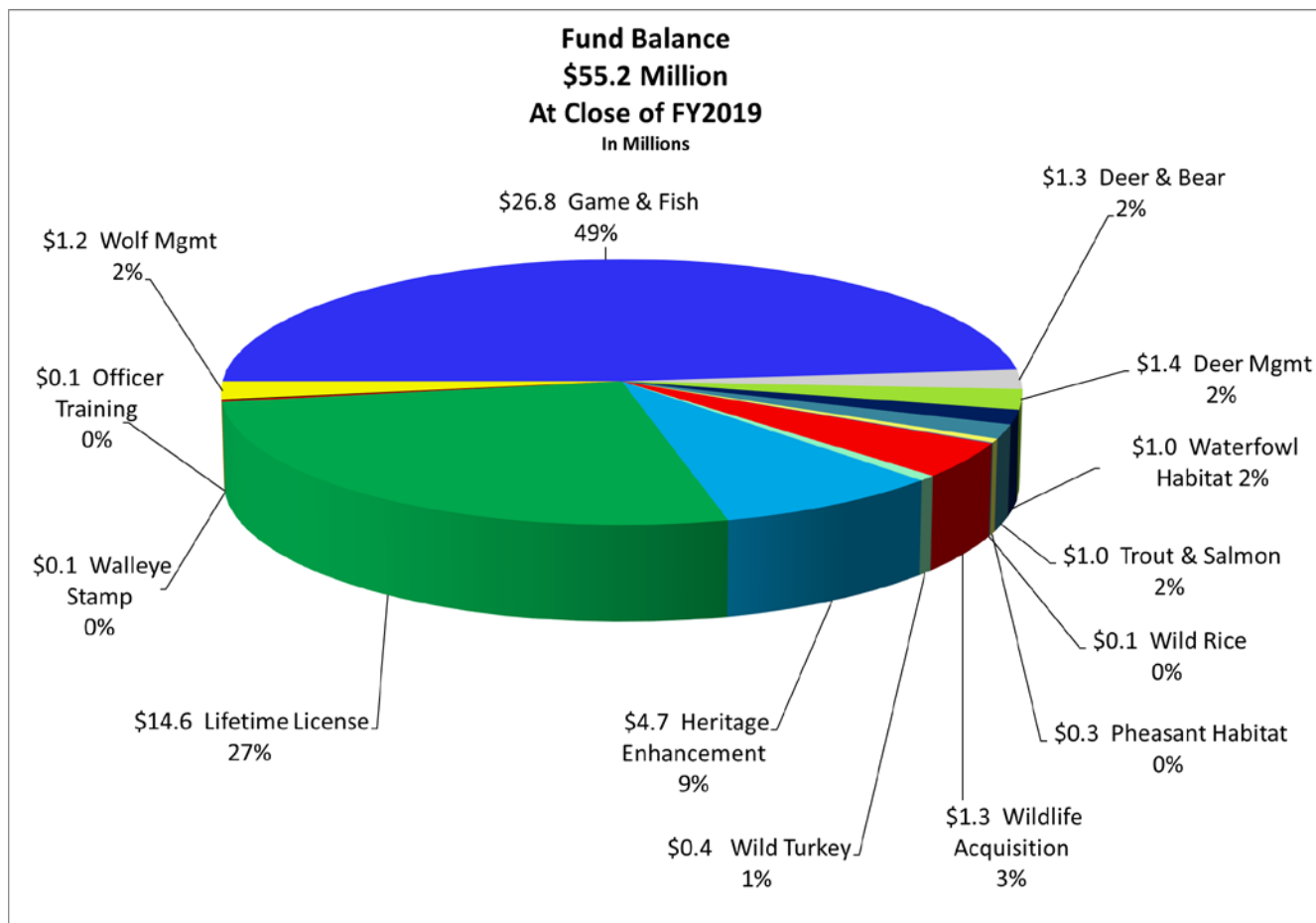
The production of the annual Game and Fish Fund report is much more than an exercise in meeting the statutory requirements. In preparing and distributing the report, the DNR has the opportunity to communicate with individuals, stakeholder groups, the Game and Fish Oversight committees, legislators, and DNR staff. Developing the annual report provides an avenue for the DNR to demonstrate transparency and accountability to these audiences on DNR's financial management and game and fish program outcomes. The report fosters discussion on planning for future operations, setting priorities, and articulating outcomes. It also allows review of assumptions used in the financial forecast for management of the state's game and fish natural resources.

Game and Fish Fund Within the DNR's Funding Structure

For fiscal year 2019 (FY2019) the Game and Fish Fund comprised 20 percent (\$119 million) of the total DNR expenditures (\$581.5 million). Dollars include both operating expenditures and pass-thru costs.



Game and Fish Fund Balance

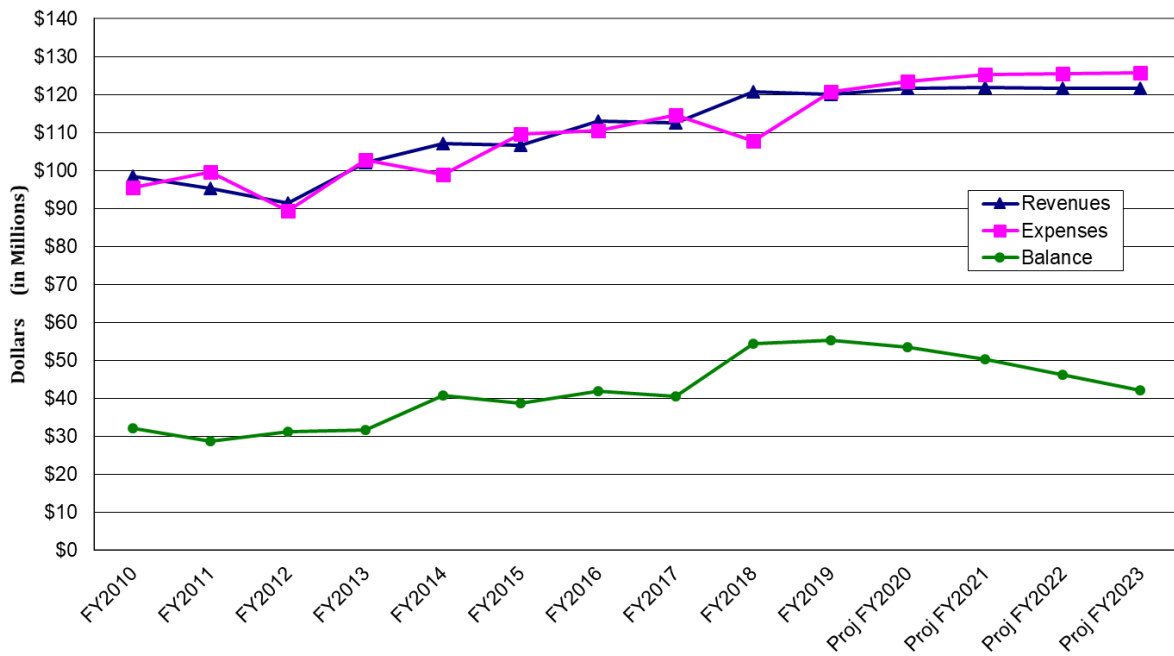


Fund Analysis

The Game and Fish Fund balance at the end of FY2019 was \$55.2 million including a \$26.8 million balance in the Game and Fish Operations Account. The remainder of the fund balance is from the dedicated accounts of which a large part is from the Lifetime Fish and Wildlife Trust Fund at \$14.6 million.

- Game and Fish Operations Account (Fund 2200)
 - Hunting license revenue increased in FY2019 due to the deer license price increase. Hunting and fishing license revenues were projected remain flat through FY2023.
 - Wildlife Restoration Act (PR) federal reimbursement revenue was down from FY2018 due to fewer reimbursements for land purchases. PR revenues are projected to remain flat through FY2023.
 - Sport Fish Restoration Act (DJ) federal reimbursement revenue was down due to reduced boating access reimbursements for FY2019. Future DJ apportionments and revenues are projected to remain flat at \$13M per year.
 - Due to a projected structural imbalance (annual appropriations exceed annual projected revenues) the balance is projected to decline over time from \$26.8M in FY19 to \$13.1 Million in FY2023.
- Lifetime License Trust Fund (Fund 2210) will continue to grow and become a larger part of the total fund balance, until transfers-out for activations exceed license sales.
- Heritage Enhancement account (Fund 2209) balance is projected to decline over time.

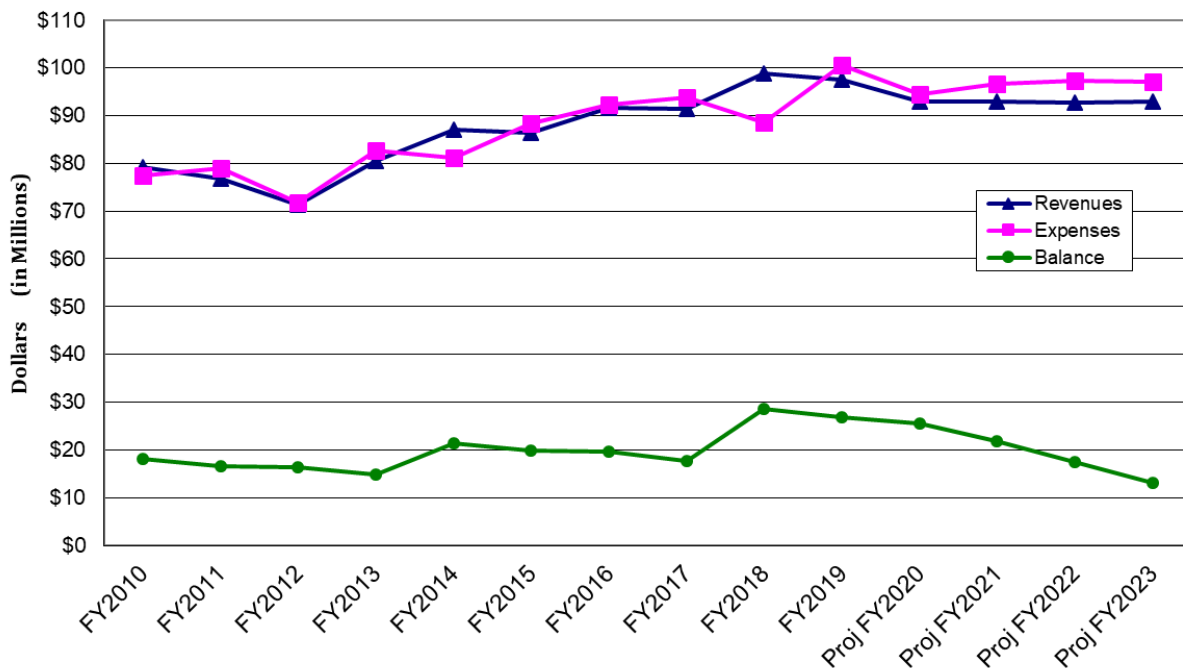
Game and Fish Fund Actual and Projected Revenues, Expenses, and Balance



Notes:

- Transfers-in and transfers-out are included in revenues and expenses, respectively.
- Projected expenses are based on current direct appropriations amounts and estimates for statutory appropriations.
- Projected revenues are based on current statutory fee rates.

Game and Fish Operations Account (Fund 2200) Actual and Projected Revenues, Expenses, and Balance



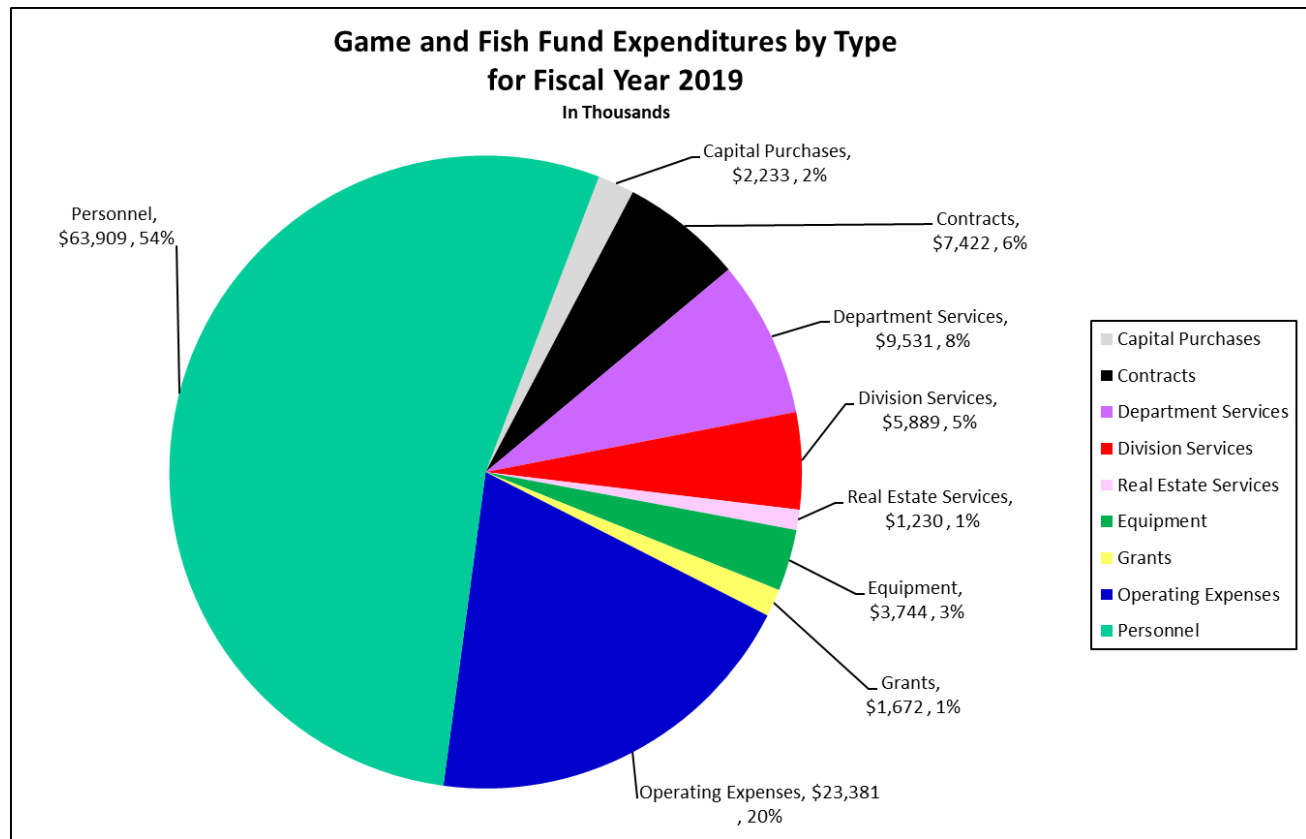
Game and Fish Fund Revenues

The DNR deposits an array of receipts into the Game and Fish Fund. The majority of the funds relate directly to the sale of hunting and fishing licenses. Other revenue includes:

- **Sport Fish Restoration Act (Dingell-Johnson or DJ)** – *Reimbursement from the federal government for 75 percent of allowable expenses up to federal apportionment amount.*
- **Wildlife Restoration Act (Pittman-Robertson or PR)** – *Reimbursement from the federal government for 75 percent of allowable expenses up to federal apportionment amount.*
- **Lottery in Lieu of Sales Tax** – *Allocation of Lottery In Lieu of Sales Tax receipts.*
- **License Issuing and Application Fees** – *Electronic Licensing System (ELS) license issuing fees and fees for hunting applications.*
- **Sale and Lease of Natural Resources** – *Lease of lands, easements, timber sales, mineral revenues, wild rice licenses, sale of fish eggs, etc.*
- **All Other Receipts** – *Refunds from prior periods, reimbursement of excess agency direct charges, credit rebates, cash over/short, fines & restitution, hunter education, firearm safety training, aeration permits, credit card fees, and miscellaneous revenue.*
- **Transfers of Police State Aid** – *Distribution from MMB of insurance premium taxes to cover part of the enforcement officer's pension costs.*

	Receipts and Transfers-in Fiscal Years (In Thousands)							
	2012	2013	2014	2015	2016	2017	2018	2019
Hunting Licenses	\$20,264	\$20,473	\$22,301	\$20,736	\$21,383	\$21,674	\$21,591	\$23,813
Fishing Licenses	20,670	23,343	28,085	27,614	26,651	26,912	29,667	29,873
Sports Licenses (Hunting and Fishing)	4,524	5,494	6,022	5,822	5,605	5,471	5,775	5,541
Hunting and Angling Stamps	2,179	2,155	2,178	2,200	2,211	2,205	2,158	2,179
Small Game Surcharge	1,752	1,669	1,629	1,613	1,580	1,545	1,483	1,411
Lifetime Licenses	1,149	1,373	576	671	762	1,038	1,123	983
Commercial Licenses	355	354	346	355	347	344	342	336
Federal Grant Fisheries (Dingell-Johnson)	11,996	14,957	12,515	12,547	14,532	11,897	12,384	12,326
Federal Grant Wildlife (Pittman-Robertson)	9,813	12,549	14,278	15,717	19,506	21,623	25,269	21,478
Lottery In-lieu-of-sales Tax	12,193	13,304	12,434	12,841	13,909	13,211	14,054	14,964
License Issuing and Application Fees	3,488	3,557	3,659	3,476	3,429	3,453	3,468	3,404
Sale and Lease of Natural Resources	1,050	1,114	1,154	1,245	1,162	841	1,228	946
Investment Income	144	151	156	164	191	298	506	1,021
All Other Receipts	938	711	811	745	744	943	632	788
Transfer-in: Police State Aid	859	847	919	937	1,046	951	1,026	1,026
Total Receipts and Transfers-in	<u>\$91,376</u>	<u>\$102,050</u>	<u>\$107,064</u>	<u>\$106,683</u>	<u>\$113,058</u>	<u>\$112,406</u>	<u>\$120,706</u>	<u>\$120,088</u>

Game and Fish Fund Expenditures



Notes:

- Department Services includes costs for Leadership (Commissioner's Office and Regional Operations), Shared Services (Human Resources, Management Resources, Facilities, Office of Management & Budget Services, and Office of Communications and Outreach), Mailroom, and MNIT services (computer and technology support).
- Division Services are divisions' administrative support costs.

Expenditures and Transfers-out Fiscal Years (In Thousands)								
	2012	2013	2014	2015	2016	2017	2018	2019
Fish and Wildlife	59,185	\$68,272	\$67,324	\$75,952	\$74,607	\$79,130	\$73,784	\$81,357
Ecological & Water Resources	4,281	4,300	3,876	3,931	3,907	4,790	4,773	5,495
Enforcement	20,477	21,093	21,156	22,586	25,758	23,998	23,788	25,656
Parks and Trails	1,080	3,463	1,869	2,642	1,877	2,410	1,025	3,510
Forestry	1,216	1,348	1,135	1,277	1,121	1,238	1,048	1,592
Lands and Minerals	1,072	1,576	635	350	333	355	343	345
Operations Support	746	72	-	-	-	-	-	-
Statewide Indirect	625	1,021	1,189	1,151	1,303	1,047	1,349	1,057
Transfers-out	657	1,675	1,691	1,618	1,572	1,646	1,617	1,647
Agency Total Expenditures	<u>\$89,339</u>	<u>\$102,820</u>	<u>\$98,876</u>	<u>\$109,508</u>	<u>\$110,478</u>	<u>\$114,614</u>	<u>\$107,727</u>	<u>\$120,659</u>

Game and Fish Fund Expenditures by Division and Fund

FY2019 Expenditures by Division and Fund		
Division	Fund	Expenditures
Fish and Wildlife	Game & Fish Operations	\$ 67,283,331
	Deer & Bear Management	\$ 974,181
	Deer Management	\$ 696,557
	Waterfowl Habitat Improvement	\$ 400,316
	Trout & Salmon Management	\$ 780,407
	Pheasant Habitat Improvement	\$ 458,158
	Wild Rice Management	\$ 41,594
	Wildlife Acquisition	\$ 1,063,914
	Wild Turkey Management	\$ 167,533
	Heritage Enhancement	\$ 9,094,628
	Walleye Stamp	\$ 86,010
	Wolf Management	\$ 310,622
	Total for Fish and Wildlife	\$ 81,357,251
Ecological & Water Resources	Game & Fish Operations	\$ 2,686,702
	Heritage Enhancement	\$ 2,808,131
	Total for Ecological and Water Resources	\$ 5,494,833
Enforcement	Game & Fish Operations	\$ 23,934,725
	Heritage Enhancement	\$ 1,639,966
	Peace Officer Training	\$ 81,239
	Total for Enforcement	\$ 25,655,931
Parks and Trails	Game & Fish Operations	\$ 3,509,534
	Total for Parks and Trails	\$ 3,509,534
Forestry	Heritage Enhancement	\$ 1,592,195
	Total for Forestry	\$ 1,592,195
Lands and Minerals	Game & Fish Operations	\$ 344,885
	Total for Lands and Minerals	\$ 344,885
Statewide Indirect Costs		\$ 1,057,311
Total Expenditures		\$ 119,011,939

Accounts in the Game and Fish Fund

For FY2019, the Game and Fish Fund is made up of accounts dedicated for a specific purpose. These accounts include:

Account Name	Sources and Uses of the Account Funding
Game and Fish Operations Account (2200)	<ul style="list-style-type: none"> Revenues include licenses and permits issued, all income from state lands acquired by purchase or gift for game or fish purposes, fines and forfeited bail, sales of contraband, wild animals, and other property under the control of the division, fees from advanced education courses for hunters and trappers, reimbursements of expenditures by the account, contributions to the account, and Federal aid reimbursements. (M.S. 97A.055) Funds pay for game and fish activities and related activities. Funds use are restricted by the federal aid in Wildlife Restoration Act and the federal aid in Fish Restoration Act. (M.S. 97A.057)
Deer and Bear Management Account (2201)	<ul style="list-style-type: none"> Revenues include \$1 from deer, bear, and super-sports license fees. Funds pay deer and bear management programs, including the computerized licensing system. (M.S. 97A.075, Subd. 1c)
Emergency Deer Feeding and Wild Cervidae Health Management Account (2201)	<ul style="list-style-type: none"> Revenues include \$.50 from deer and super-sports license fees. Funds pay for emergency deer feeding and wild cervidae health management. (M.S. 97A.075, Subd. 1d)
Deer Management Account (2202)	<ul style="list-style-type: none"> Revenues include \$2 from deer and super-sports license fees. Funds pay for deer habitat improvement or deer management programs. (M.S. 97A.075, Subd. 1b)
Waterfowl Habitat Improvement Account (2203)	<ul style="list-style-type: none"> Revenues include ninety percent of the revenue from the Minnesota migratory waterfowl stamps. Funds pay for development of wetlands and lakes in the state and designated waterfowl management lakes for maximum migratory waterfowl production including habitat evaluation, the construction of dikes, water control structures and impoundments, nest cover, rough fish barriers, acquisition of sites and facilities necessary for development and management of existing migratory waterfowl habitat and the designation of waters. (M.S. 97A.075, Subd. 2)
Trout and Salmon Management Account (2204)	<ul style="list-style-type: none"> Revenues include ninety percent of the revenue from trout and salmon stamps. Funds pay for the development, restoration, maintenance, improvement, protection, and preservation of habitat for trout and salmon in trout streams and lakes, including, but not limited to, evaluating habitat; stabilizing eroding stream banks; adding fish cover; modifying stream channels; managing vegetation to protect, shade, or reduce runoff on stream banks; purchasing equipment to accomplish these tasks, rearing trout and salmon, including utility and service costs associated with coldwater hatchery buildings and systems; stocking trout and salmon in streams and lakes and Lake Superior; monitoring and evaluating stocked trout and salmon; acquisition of easements and fee title along trout waters, identifying easement and fee title areas along trout waters; and research, and special management projects on trout streams, trout lakes, and Lake Superior and portions of its tributaries. (M.S. 97A.075, Subd. 3)

Account Name	Sources and Uses of the Account Funding
Pheasant Habitat Improvement Account (2205)	<ul style="list-style-type: none"> • Revenues include ninety percent of the revenue from pheasant stamps. • Funds pay for the development, restoration, and maintenance of suitable habitat for ring-necked pheasants on public and private land including the establishment of nesting cover, winter cover, and reliable food sources; reimbursement of landowners for setting aside lands for pheasant habitat; reimbursement of expenditures to provide pheasant habitat on public and private land; the promotion of pheasant habitat development and maintenance, including promotion and evaluation of government farm program benefits for pheasant habitat; and the acquisition of lands suitable for pheasant habitat management and public hunting. (M.S. 97A.075, Subd. 4)
Wild Rice Management Account (2206)	<ul style="list-style-type: none"> • Revenues from the sale of wild rice licenses. • Funds shall be used for management of designated public waters to improve natural wild rice production. (M.S. 84.0911)
Wildlife Acquisition Account (2207)	<ul style="list-style-type: none"> • Revenues from the small game surcharge. • Funds are used for acquisition and development of wildlife lands, and maintenance of the lands, in accordance with appropriations made by the legislature. (M.S. 97A.071)
Wild Turkey Management Account (2208)	<ul style="list-style-type: none"> • Revenues include \$4.50 from each turkey license sold, except youth licenses. • Funds pay for the development, restoration, and maintenance of suitable habitat for wild turkeys on public and private land including forest stand improvement and establishment of nesting cover, winter roost area, and reliable food sources, acquisitions of, or easements on, critical wild turkey habitat; reimbursement of expenditures to provide wild turkey habitat on public and private land; trapping and transplantation of wild turkeys; and the promotion of turkey habitat development and maintenance, population surveys and monitoring, and research. (M.S. 97A.075, Subd. 5)
Heritage Enhancement Account (2209)	<ul style="list-style-type: none"> • Revenues include lottery payments in lieu of sales tax on lottery tickets. • Funds are only for activities that improve, enhance, or protect fish and wildlife resources, including conservation, restoration, and enhancement of land, water, and other natural resources of the state. (M.S. 297A.94)
Lifetime Fish and Wildlife Trust Fund Account (2210)	<ul style="list-style-type: none"> • Revenues are from Lifetime license sales. • Funds use – transfer from the Lifetime Fish and Wildlife Trust Fund to the Game and Fish Fund an amount equal to the amount that would otherwise have been collected from annual license fees for each lifetime license. (M.S. 97A.4742)
Walleye Stamp Account (2211)	<ul style="list-style-type: none"> • Revenues are from walleye stamps sales. • Funds may pay only for stocking walleyes purchased from the private sector in waters of the state. (M.S. 97A.075, Subd. 6)
Peace Officer Training Account (2212)	<ul style="list-style-type: none"> • Revenue from the portion of the surcharges assessed to criminal and traffic offenders. • Funds may only be spent for peace officer training for employees of the Department of Natural Resources who are licensed to enforce game and fish laws. (M.S. 97A.052)
Wolf Management and Monitoring Account (2213)	<ul style="list-style-type: none"> • Revenues include \$.50 from each deer and super-sports license. • Funds are only for wolf management, research, damage control, enforcement, and education. (M.S. 97A.075, Subd. 7b)

Functions

Fish and Wildlife

The Fish and Wildlife division (FAW) supports DNR's three-part mission to support interrelated values of economic development, recreational use, and natural resources protection. The division serves DNR's mission by managing fish and wildlife populations, conserving aquatic and upland habitats, and responding to fish and wildlife disease and resource planning challenges. The Division's work contributes to sustaining healthy local and statewide economies.

With nearly 9 million residents of the U.S. Census Bureau's West North-Central Region^{1a} involved in hunting, fishing, and wildlife-watching activities, fish and wildlife pursuits have a culturally and economically significant impact on Minnesotans. Although a 2016 National Survey of Fishing, Hunting, and Wildlife-Associated Recreation was completed, individual state survey results were inconsistent and remain unpublished. Therefore, the 2011 survey is still the best data available, and indicates that Minnesota residents and our out-of-state visitors spend nearly \$3.8 billion annually while participating in an estimated 21.7 million fishing days, 5.6 million hunting days, and 7 million wildlife watching (away from home) days.^{2b}

The division fulfills its mission through the following strategies:

1. **Population Management.** Monitor and manage for healthy and productive fish and wildlife populations that support high quality and abundant fishing, hunting, trapping, and wildlife-viewing opportunities. Recreational opportunities and species sustainability are grounded in well-managed fishing, hunting, and trapping seasons based on scientific population surveys.
2. **Habitat Management.** Protect, enhance and restore aquatic and terrestrial habitats crucial for healthy and productive fish and wildlife populations. Typical practices include creating waterfowl impoundments, conducting prescribed burns, restoring and enhancing wetlands, and managing timber harvest on state lands, as well as conducting wildlife lake assessments, improving fish spawning areas, restoring aquatic plants, removing dams, and restoring channels in public waters.
3. **Technical Assistance, Planning, and Coordination.** Provide technical assistance and facilitate public participation, planning, and coordination that supports citizens who are knowledgeable about the social and ecological value of healthy environments. These efforts also enable citizens to be directly involved with natural resource management and conservation of Minnesota's ecological systems.
4. **Education and Outreach.** Deliver outreach, recruitment, and retention efforts intended to increase multicultural, urban, youth, and new adult participation and appreciation of the state's outdoor heritage, as well as retain current fish and wildlife recreation participants. This work includes implementing mentored hunts, providing skills-based training through youth, family, and women's programs, working directly with Minnesota's demographically diverse communities, and training volunteers and mentors.
5. **Licensing.** The License Center serves citizens seeking licenses, registration and watercraft titling. This includes distribution of licenses, stamps and permits required for individuals to participate in many hunting, angling, and commercial game and fish interests. An Electronic Licensing System (ELS) is used by nearly 1,500 sales agents, 175 deputy registrars, and DNR license center staff to process these transactions. In FY2019, sales agents, handled approximately 85 percent of all transactions with another 14 percent were conducted via online and mobile methods. The remaining 1 percent, including issuance of commercial and lifetime licenses, were sold at the License Center in the DNR's St. Paul central office². Nearly 2.7 million licenses, permits, stamps, and license validation transactions were processed through ELS, generating \$66.4 million in revenue for the year.

¹. 2016 (a) and 2011 (b) National Survey of Fishing, Hunting, and Wildlife-Associated Recreation, U.S. Fish & Wildlife Service

². Combined sales agents and deputy registrar transactions total 18 percent of online and mobile transactions.

Ecological and Water Resources

The Ecological and Water Resources division (EWR) promotes and delivers integrated land and water conservation to ensure healthy surface water, groundwater, and contributing landscapes. Game and Fish Operations Account fund dollars (received under the game and fish laws) support traditional game and fish activities. Heritage Enhancement fund dollars (received from Lottery sales) support a variety of programs designed to conserve and/or enhance aquatic and upland habitats that are critical for fish and wildlife populations.

The EWR fulfills its mission through four sections, each organized around a suite of functions. The sections, their functions, and the strategies used in support of fish and wildlife are described below.

1. Conservation Assistance and Regulation (CAR) Section

A. *Relevant CAR Section Functions*

- Community conservation assistance.
- Development project review and permitting.

B. *Game and Fish Operations and Heritage Enhancement Funding Contributes to CAR:*

- Environmental review.
- Lake aeration permitting and fish kill response.

C. *CAR Strategies:*

- Review project proposals to make sure that fish and wildlife needs are considered and properly addressed.
- Review and authorize seasonal lake aeration proposals, working with Fish and Wildlife Division staff. Lake aeration is intended to avoid winterkill, sustain fish habitat, and prevent damage to docks and other structures.

2. Ecosystem Management and Protection (EMP) Section

A. *Relevant EMP Section Functions*

- Habitat management and restoration.
- Conservation planning and policy.
- Ecological education and outreach.

B. *Game and Fish Operations and Heritage Enhancement Funding Contributes to EMP:*

- Monitoring wetland change and hydrology.
- Wildlife education and permitting.

C. *EMP Strategies*

- Run falconry and wildlife rehabilitation programs that issue permits to approximately 90 falconers and 50 wildlife rehabbers. Administer falconer and wildlife rehabilitator exams, conduct inspections and provide information and education.
- Improve wetland maps using updated technology. Track changes in the size of wetlands and the total area of wetlands of given types.
- Provide technical assistance. Carry out educational programs about the social and ecological value of healthy environments. Support citizen science that engages Minnesotans in the conservation of natural resources and ecological systems.

3. Inventory, Monitoring, and Analysis (IMA) Section

A. *Relevant IMA Section Functions:*

- Biodiversity data collection and monitoring.
- Water and climate data collection and monitoring.

- Watershed studies aimed at understanding how land and water interact to be able to help with effective projects that will result in durable improvement.

B. *Game and Fish Operations and Heritage Enhancement Funding Contributes to IMA:*

- Lake ecology.
- River ecology.
- Stream and river habitat restoration.
- Grassland habitat monitoring, management and stewardship.

C. *IMA Strategies:*

- Monitor habitat changes over time in ecosystems critical for fish and wildlife. The goal is to figure out how best to guide land management projects and how best to assist with project design.
- Carry out river system enhancements and restorations with multiple partners. The work is crucial for keeping aquatic and terrestrial fish and wildlife populations healthy and productive. Examples include removing dams, restoring channels, modifying culverts that restrict fish passage, and stabilizing banks.
- Advise on and assist with habitat improvement projects on public and private lands using EWR's prairie, wetland and forest habitat surveys to provide background information.

4. Strategic Information Services Section (SIS)

A. *Relevant SIS Section Functions*

- Management and Financial Administration.
- Data Governance.
- Strategic Communications and Planning.

B. *Game and Fish Operations and Limited Heritage Enhancement Funding Contributes to SIS:*

- Planning, facilitation, and coordination.
- Information management.
- Information technology support.
- Financial management and administrative support.
- Communication and outreach efforts.

C. *SIS Strategies:*

(SIS is a support group – all activities relate to the work of the other sections)

- Deliver outreach and education about the importance of habitat protection and the value of healthy aquatic and terrestrial ecosystems
- Provide strategic planning, meeting facilitation, process design, stakeholder engagement, and organizational development services. For example, SIS staff help set up DNR's annual Roundtable meeting.
- Manage EWR's information: organize, integrate and make EWR data resources available to inform good natural resource decision making.
- Provide staff support to create information products through multiple media: print, web, social networking, etc.
- Find ways to increase awareness of interconnections between land and water ecosystems.

Some of the work detailed above is also supported by funds other than Game and Fish Operations Account or Heritage Enhancement Account.

Enforcement

The Enforcement Division (ENF) is the primary conservation law enforcement agency in Minnesota, protecting natural resources and public safety. The role has grown from traditional game and fish enforcement to broader natural resource protection responsibilities that impact quality of life and economic sustainability.

The Enforcement Division fulfills its mission through the following strategies:

1. Fish and game regulation

- a. Fishing regulation: Includes angler license checks, enforcement of regulations including experimental and special regulation waters, shelter house regulation, inspection of commercial activities, protection of spawning fish populations, and public information and education services.
- b. Hunting regulation: Includes hunting license checks, enforcement of recreational and commercial regulations relating to big game, small game, migratory waterfowl and trapping, assistance to Wildlife with survey and census of animal populations, response to priority species such as lynx captures and moose mortality, and public information and education services.

2. Invasive species enforcement and education

Protect habitat and property values by slowing the spread of harmful invasive species by enforcing regulations addressing the transportation of water-related equipment.

3. Safety training education and outreach

- a. Safety education: Includes youth and adult firearms safety, advanced hunter education, bowhunter education, turkey and bear clinics, and Becoming an Outdoor Woman. These programs promote safe firearms handling and recreational vehicle operation, basic law information, game identification, hunter ethics, and hunter-landowner relations.
- b. Media and outreach: Includes work with traditional and online media, as well as community groups and stakeholder organizations, to provide information to the public about the Division's safety training programs, regulations and safe enjoyment of the outdoors.

Parks and Trails

The Division of Parks and Trails (PAT) vision is to *“create unforgettable park, trail and water recreation experiences that inspire people to pass along the love for the outdoors to the next generation.”* Game and Fish Funds help to ensure that Minnesotans have access to public waterways for activities like boating, canoeing, kayaking, and angling.

In 2018, Minnesota ranked second in the nation for the number of registered boats (source US Coast Guard). Registrations totaled 819,000, which has been stable for the past nine years. The total annual economic impact of recreational boating in Minnesota is \$5.5 billion (source NMMA.org).

DNR's water recreation programs receive funding from multiple sources. PAT utilizes Game and Fish Funds for public water access acquisition, development, rehabilitation, and maintenance and fishing pier and shore fishing facility rehabilitation and maintenance. These programs improve the quality of boating and fishing access throughout the state. The Water Recreation Account is the main fund utilized for public water access operations. Watercraft registration fees have not increased since 2006 and the account will be in deficit in the near future. To ensure the health of the fund PAT has cut back on investments in acquiring lands for new facilities. The FY19 focus for the boating access program was to maintain and improve existing sites with high customer demand and/or poor existing conditions by implementing best management practices. Similarly, the FY19 focus of the fishing pier and shore-fishing program was to replace and repair aging/damaged facilities and purchase ADA railing kits.

In FY2019, PAT utilized \$3.5 million in Game and Fish Funds to maintain the state's water recreation system.

Forestry

The 4.2 million acres of state forest lands, including acquired, consolidated conservation (con-con) and school trust lands, administered by the DNR Division of Forestry (DoF) create great economic, social, and environmental benefits for all Minnesotans. Investments in forest management and invasive species control and educational efforts are needed to ensure diverse, healthy, and reliable forests for today and tomorrow. Minnesota's forests provide two-thirds of our state's clean drinking water; a third of the wood used by our state's forest industry; a multitude of bird-watching, skiing, camping, snowmobiling, and hunting opportunities; clean air; and storage of 1.6 million metric tons of atmospheric carbon. Our forest management, which includes tree planting, harvesting, controlling invasive species, and stand improvement activities, results in a healthy, diverse, and sustainable forest system. Our forest management benefits wildlife habitat.

Division of Forestry uses Lottery-in-Lieu dollars via the Heritage Enhancement fund to implement the Ecological Classification System (ECS) and Terrestrial Invasive Species (TIS) programs. Each of these programs directly benefits wildlife habitat. The ECS program inventories current vegetation (flowers, grasses, shrubs, and trees), soil types, and the site's position in the landscape to determine which forest cover is best suited for the site. Foresters, and other resource managers, use ECS to select the right management activity for the site to ensure a healthy, vigorously growing forest. A healthy forest makes great wildlife habitat.

The TIS program educates people who use our forests about the threat of invasive species, removes invasive species from state lands, and trains other resource managers about TIS. Forests that have been overrun by TIS have less species diversity and thus have a lower value to wildlife. Invasive species include emerald ash borer, gypsy moth, garlic mustard, buckthorn, oriental bittersweet, tansy, and many others.

Lands and Minerals

The Lands and Minerals division (LAM) manages all state-owned mineral rights and provides real estate services for the DNR's various land-managing divisions. Monies from the Game and Fish Fund directly supports the Land Record System (LRS), an application maintained by LAM which inventories all DNR-managed land and mineral assets. DNR professionals statewide use the application to manage fish and wildlife resources, parks and trails, forestry, scientific and natural areas – virtually every DNR program.

Real Estate

Game and Fish funds are used by land-managing divisions to pay LAM for real estate services for activities related to the purpose of the fund. The Game and Fish Fund paid \$1.23 million for real estate services in FY2019. See expenditure chart on page 7.

In FY2019, LAM provided real estate services to the Divisions of Ecological and Waters Resources, Fish and Wildlife, Forestry, and Parks and Trails through Service Level Agreements. Services provided included:

- Conducting real estate transactions as directed, including acquisitions, sales and exchanges of lands, and transfers of custodial and administrative control within state government.
- Management of land records and data to further the ongoing management of state land and mineral assets, including but not limited to:
 - PILT (Payment in Lieu of Property Taxes), payment of taxes and special assessments on state property.
 - Reviewing changes to tribal trust status.

- Reviewing requests to sell tax-forfeited lands.
- Preparing lands-related legislation including the omnibus lands bill.
- Participating in Strategic Land Asset Management (SLAM).
- Answering inquiries about publicly-owned lands.
- Professional services rendered, including but not limited to appraisal management, land survey services and legal services.
- Research and support for the administration of grant programs that fund real estate transactions.

Operations Support

Operations Support provides;

- Leadership and direction for the department and management of regulatory and government relations activities.
- Leadership and assistance for Regional Offices for interdisciplinary delivery of DNR services at the local level including:
 - Coordination of natural resources management programs in the regions.
 - Technical assistance and outreach.
 - Emergency preparedness and disaster response (non-fire emergency).
- Leadership and management of integral business services to the DNR as set forth in Minnesota Statute such as: accounting; contracting and budgeting; data practices; planning and performance management; facilities and asset management; publication of regulations and other information; state employment; labor relations and state retirement; safety; human rights and accessibility.
- Leadership and management for developing and maintaining the IT infrastructure at DNR to support daily activities.

Department Services, which includes Leadership (Commissioner's Office and Regional Operations), Shared Services (Human Resources, Management Resources, Facilities, Office of Budget & Management, and Office of Communications and Outreach), Mailroom, and MNIT services (Computer and Technology support), are charged to each division through internal allocation processes. In FY2019, \$9.5 million was spent out of the Game and Fish Fund on department services. These costs are shown in the chart on page 7.

Game and Fish Operations Account

Fund 2200

*Game and Fish Fund
Fiscal Year 2019 Annual Report*

Creation and Purpose of the Account

The Legislature created the Game and Fish Fund in the state treasury. (M.S. 97A.055). Funds are credited to the Game and Fish Fund for all money received under the game and fish laws and all income from state lands acquired by purchase or gift for game or fish purposes, except for certain dedicated revenues.

Sources and Uses of the Funds

The major sources of revenue for the Game and Fish Operations Account are hunting and fishing licenses; license issuing fees; application fees; federal reimbursements for hunting (Wildlife Restoration Act [Pittman-Robertson]) and fishing (Sport Fish Restoration Act [Dingell-Johnson]) activities; sale of natural resources (timber sales, mining, etc.); fines, forfeits, and restitution; occupational permits; non-occupational permits; Police State Aid; and interest income.

Money accruing to the state from fees charged for hunting and angling licenses shall not be used for any purpose other than game and fish activities and related activities under the administration of the commissioner.

Description of Revenues

- **Fishing Licenses** – Includes fishing and spearing licenses, and fishing contests.
- **Hunting Licenses** – Including deer, bear, elk, small game, furbearing, and trapping licenses.
- **Sports Licenses** – Includes sports and super-sports licenses – allows certain types of hunting and fishing with one license.
- **Sport Fish Restoration Act (Dingell-Johnson or DJ)** – Federal reimbursement for 75% of allowable fishing related expenses up to federal apportionment amount.
- **Wildlife Restoration Act (Pittman-Robertson or PR)** – Federal reimbursement for 75% of allowable wildlife expenses up to federal apportionment amount.
- **License Issuing and Application Fees** – ELS license issuing fees and fees for hunting applications.
- **Hunting Surcharge** – Surcharge on non-resident hunting licenses and surcharge on bonus deer licenses.
- **Fishing Surcharge** – Surcharge on non-resident fishing licenses
- **Sale and Lease of Natural Resources** – Lease of lands, easements, timber sales, mineral revenues, sale of fish eggs, etc.
- **Fines, Forfeits, and Restitution** – Receipts due to law enforcement actions.
- **Occupational Permits** – Commercial hunting and fishing licenses.
- **Non-occupational** – Hunter education, safety training and aeration permits.
- **Investment Income** – Monthly interest paid on balance in fund.
- **Other** – Refunds from prior periods, reimbursement of excess agency direct charges, cash over/short, credit card fees, credit rebates, and miscellaneous revenue.
- **Transfers of Police State Aid** – Distribution from MMB of insurance premium taxes to cover part of the enforcement officer's pension costs.

Financial Review	
FY2019 Beginning fund balance	\$28,524,000
Prior year adjustment	\$1,205,063
Receipts	
Fishing Licenses	\$28,778,512
Hunting Licenses	\$20,761,323
Sports and Super-Sports Licenses	\$5,540,648
Sport Fish Restoration Act (Dingell-Johnson)	\$12,325,628
Wildlife Restoration Act (Pittman-Robertson)	\$21,477,991
License Issuing Fees	\$3,217,598
Fishing Surcharge	\$1,094,551
Hunting Surcharge	\$216,101
Sales of Natural Resources	\$955,129
Fines, Forfeits, and Restitution	\$449,457
Application Fees	\$134,924
Occupational Permits	\$335,675
Non-occupational Fees	\$186,344
Investment Income (Interest)	\$1,010,960
Other	\$38,191
Transfers-in (Police State Aid & Transfers from Federal Funds)	<u>\$1,026,333</u>
Total Revenues and Transfers-in	\$97,549,366
Expenditures	
Fish and Wildlife (includes License Center)	\$67,283,331
Ecological & Water Resources	\$2,686,702
Enforcement	\$23,934,725
Parks and Trails	\$3,509,534
Lands & Minerals	\$344,885
Statewide Indirect Costs	\$1,057,311
Transfers-out (FMIA, Invasive Species, Venison Donation, and Walk-in-Access)	<u>\$1,646,665</u>
Total Expenditures and Transfers-out	\$100,463,152
FY2019 Ending fund balance	<u>\$26,815,277</u>
Net change for FY2019	(\$1,708,723)

Account Analysis

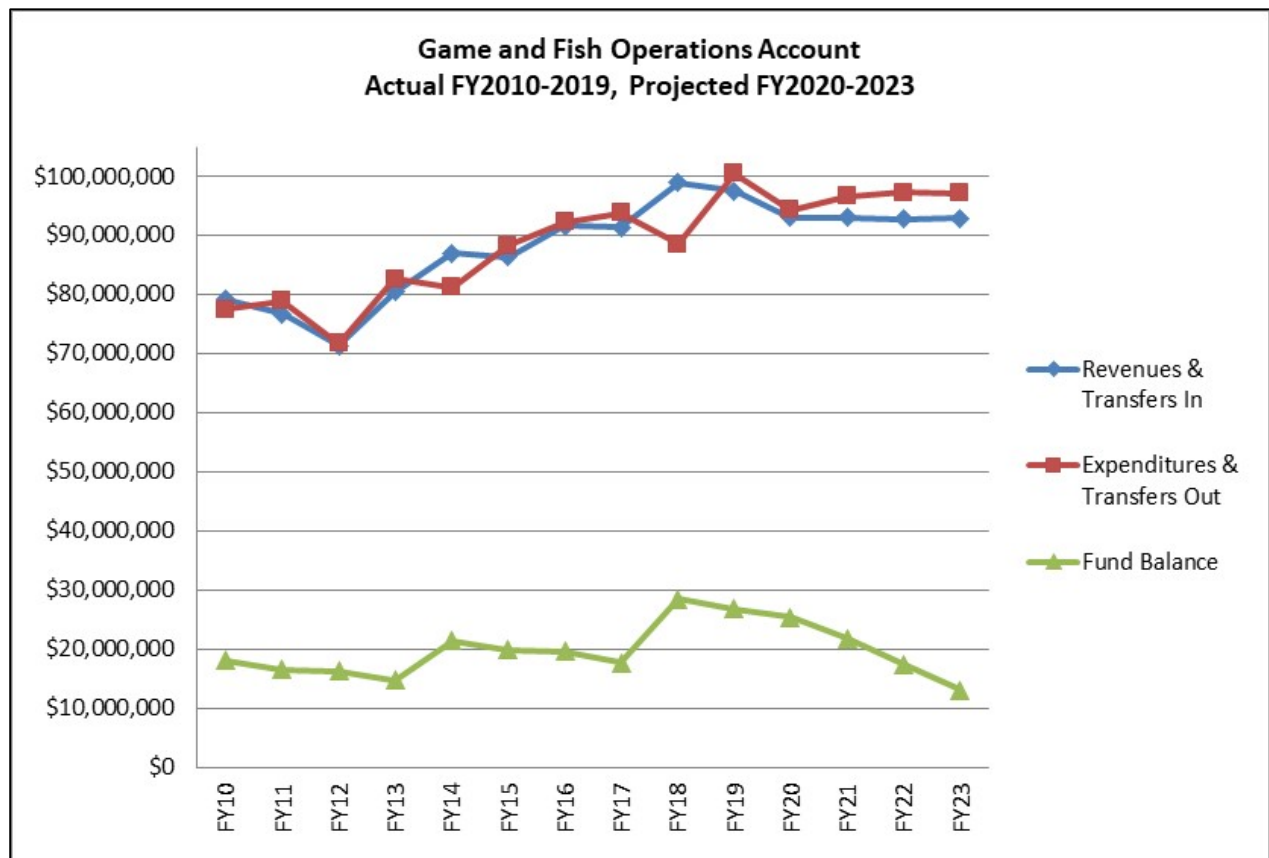
Wildlife Restoration Act federal reimbursements were higher than projected due to land purchase reimbursement. Future federal reimbursement revenues are projected go down slightly. Fishing license sales were below projected. Expenditures were higher in FY2019 than FY2018 which is normal for the second year of a biennium.

The Game and Fish Fund Operations Account balance is expected to decline over time due to appropriations exceeding projected revenues. The fund is managed at a higher level in years following fee increases. Over time inflation costs increase and available balances are expected to decline. Current projections have the account solvent through the projected budget horizon of FY2023.

Some additional trends are;

- Fishing license revenues are expected to remain flat through FY2023.
- Deer license revenue increased in FY2019 due the license price increase.
 - Deer hunting license revenues - \$14 per adult license was shifted to fund 2202 (Deer Management Account) reducing revenue for FY20 and beyond in the Game and Fish Operating account.
- Appropriation dollars were also shift to fund 2202, reducing appropriation amount to fund 2200.
- Sport Fish Restoration Act revenues are expected to stay level in future years.
- Wildlife Restoration Act revenues are expected to decline in future years.

Financial Summary FY2010 to FY2023



Expenditure projections are based on spending authorized in law for the current biennium and carried out through 2023.



Deer and Bear Management Account Fund 2201

*Game and Fish Fund
Fiscal Year 2019 Annual Report*

Purpose of the Account

This account is for deer and bear management.

Sources and Uses of the Funds

\$1 from each annual deer, bear, and super-sports license and \$1 annually from the Lifetime Fish and Wildlife Trust Fund, established in section M.S. 97A.4742, for each license issued under section M.S. 97A.473, subdivision 4, shall be credited to the deer and bear management account.
(M.S. 97A.075, Subd. 1c)

By statute, money in the account may only be used for:

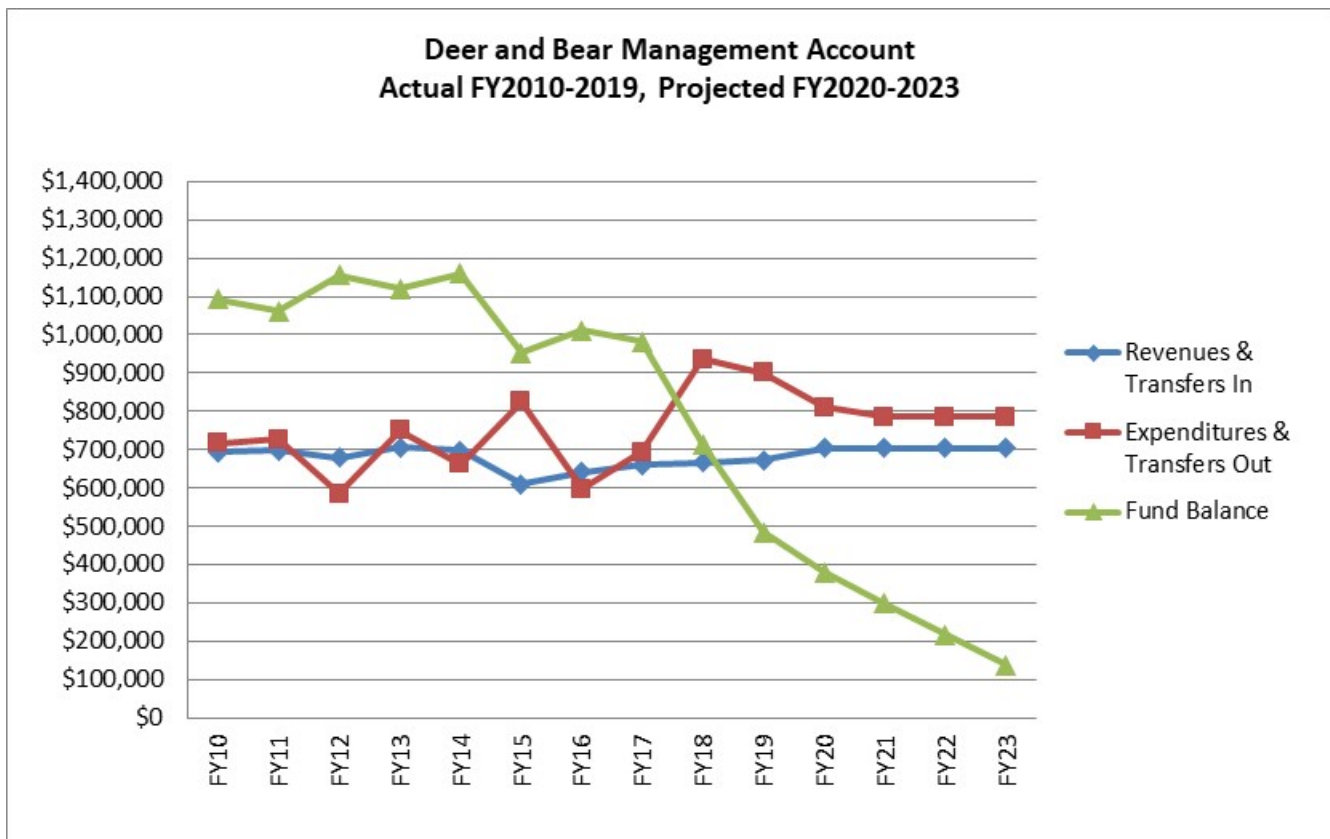
Deer and bear management programs, including a computerized licensing system.

Financial Review	
FY2019 Beginning fund balance	\$714,374
Prior year adjustment	\$0
Receipts	
Hunting License	\$620,778
License Issuing Fees	<u>\$51,045</u>
Total receipts and transfers in	\$671,823
Expenditures	
Fish and Wildlife (includes License Center)	<u>\$900,564</u>
Total expenditures	\$900,564
FY2019 Ending fund balance	<u>\$485,632</u>
Net change for FY2019	(\$228,741)

Account Analysis

Revenues have rebounded with increased hunting opportunities (increased bonus permit sales) and are projected to continue near current levels in future years. The Division of Fish and Wildlife is monitoring hunting participation, with the anticipation of a declining trend in hunter numbers within the foreseeable future. The Division of Fish and Wildlife plans to spend down the current balance over time while maintaining sufficient funds to meet cash flow needs.

Financial Summary FY2010 to FY2023



Emergency Deer Feeding and Wild Cervidae Health Management Account Fund 2201

*Game and Fish Fund
Fiscal Year 2019 Annual Report*

Purpose of the Account

This account is for emergency deer feeding and wild cervidae health management.

Sources and Uses of the Funds

Fifty cents from each deer and super-sports license is credited to the emergency deer feeding and wild cervidae health management account. (M.S. 97A.075, Subd. 1d)

By statute, money in the account may only be used for:

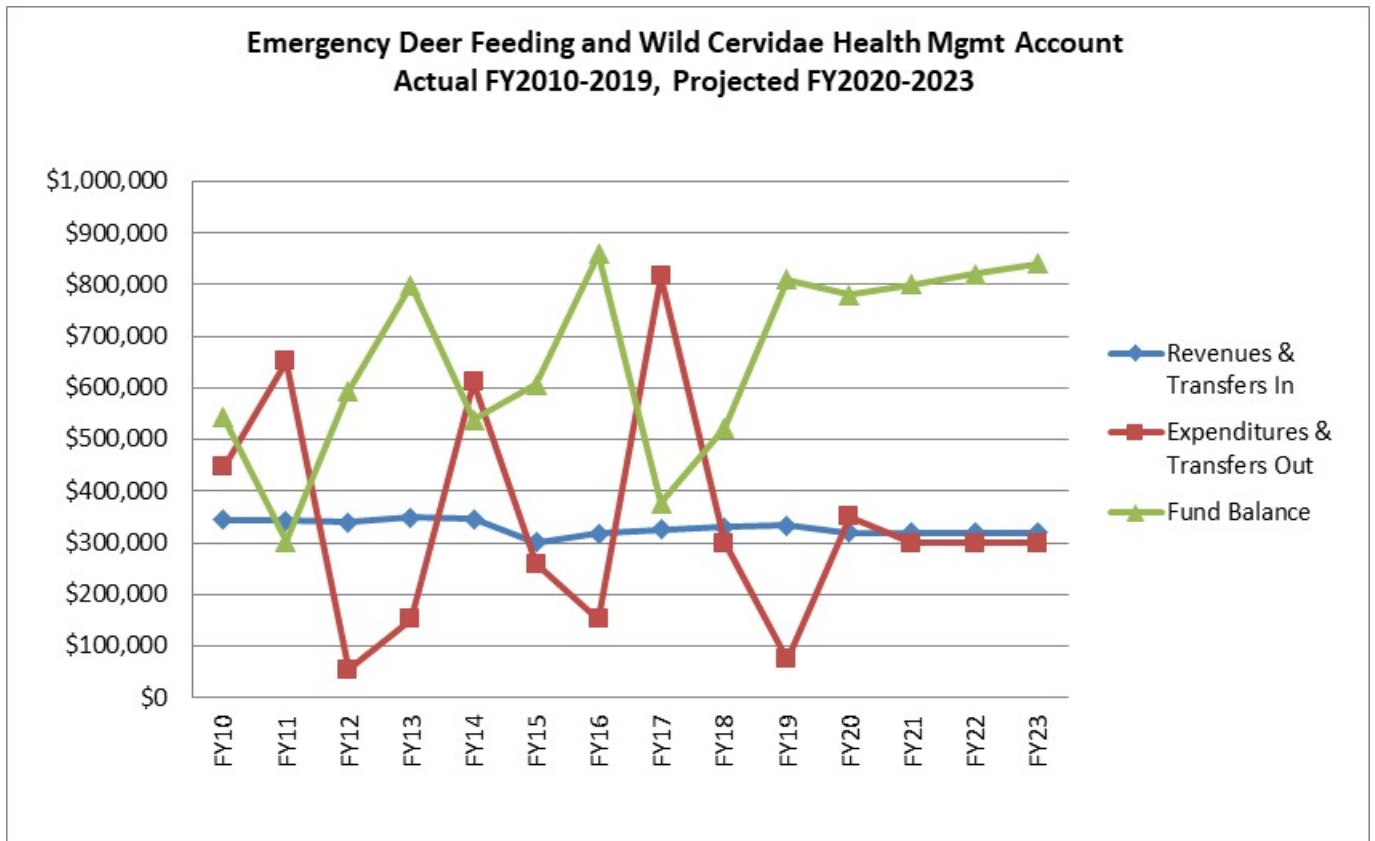
Emergency deer feeding and wild cervidae health management. Funds are available until expended. When the unencumbered balance in the appropriation for emergency deer feeding and wild cervidae health management exceeds \$2,500,000 at the end of a FY, the unencumbered balance in excess of \$2,500,000 is canceled and available for deer and bear management programs and computerized licensing.

Financial Review	
FY2019 Beginning fund balance	\$522,771
Prior year adjustment	\$28,305
Receipts	
Hunting License	<u>\$332,719</u>
Total receipts and transfers in	\$332,719
Expenditures	
Fish and Wildlife	<u>\$73,617</u>
Total expenditures	\$73,617
FY2019 Ending fund balance	\$810,178
Net change for FY2019	\$287,407

Account Analysis

Dedicated revenues have rebounded with more liberal deer hunting seasons and are expected to continue at current levels in future years. The DNR has generally worked to maintain a reserve balance of \$1 million to ensure the ability to meet the needs of an emergency cervid disease outbreak. However, since FY17 positive CWD (Chronic Wasting Disease) detections in wild and captive deer have resulted in increased work/costs to manage the disease. In an effort to increase the reserve in this account, DNR has been making efforts to diversify funding sources for this type of work, including seeking General Fund dollars, to address the societal nature of wildlife disease management and broaden the base of support.

Financial Summary FY2010 to FY2023



Deer Management Account

Fund 2202

Game and Fish Fund
Fiscal Year 2019 Annual Report

Purpose of the Account

This account is for habitat improvement and deer management programs.

Sources and Uses of the Funds

\$2 from each annual deer and super-sports license and \$2 annually from the Lifetime Fish and Wildlife Trust Fund, established in section M.S. 97A.4742, for each license issued under section M.S. 97A.473, subdivision 4, shall be credited to the deer management account. (M.S. 97A.075, Subd. 1b)

By statute, money in the account may only be used for:

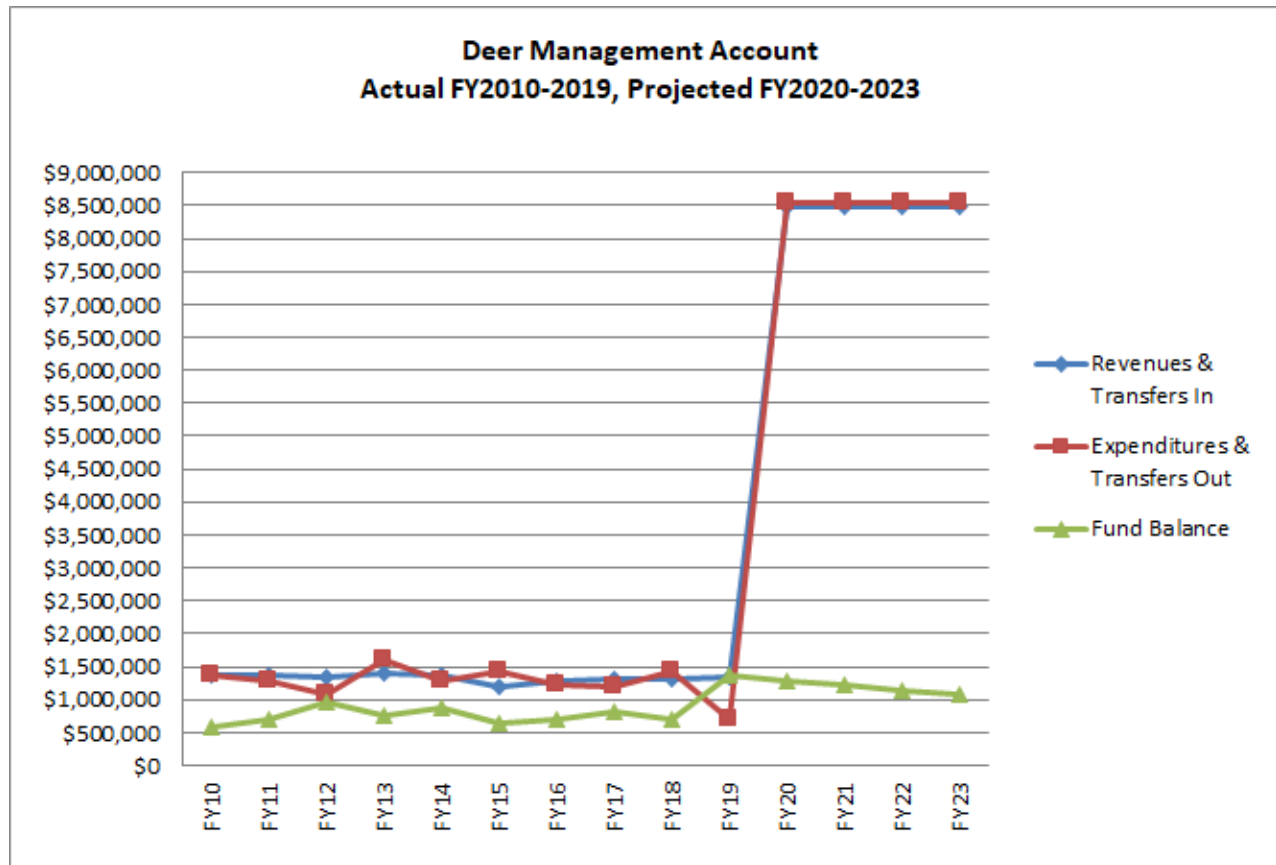
Deer habitat improvement or deer management programs.

Financial Review	
FY2019 Beginning fund balance	\$694,389
Prior year adjustment	\$39,990
Receipts	
Hunting License	\$1,330,876
Refunds of Prior Year Expenditure	\$0
Total receipts and transfers in	\$1,330,876
Expenditures	
Fish and Wildlife	\$696,557
Total expenditures	\$696,557
FY2019 Ending fund balance	\$1,368,698
Net change for FY2019	\$674,309

Account Analysis

Starting in FY2020 \$16 from adult deer licenses and \$2 from youth deer licenses will be deposited into this account. In general, revenues have rebounded with increased hunting opportunities (increased bonus permit sales). The Division of Fish and Wildlife is monitoring hunting participation, with the anticipation of a declining trend in hunter numbers within the foreseeable future. An increase in the allocation of deer license revenue to this fund will not increase funding for management; rather, the legislative intent with this shift was to better track and communicate how deer license revenues are used.

Financial Summary FY2010 to FY2023



Waterfowl Habitat Improvement Account Fund 2203

*Game and Fish Fund
Fiscal Year 2019 Annual Report*

Purpose of the Account

This account is for the improvement of waterfowl habitat.

Sources and Uses of the Funds

Ninety percent of the revenue from the Minnesota migratory waterfowl stamps must be credited to the waterfowl habitat improvement account and is appropriated to the DNR (M.S. 97A.075, Subd. 2). Currently, the Waterfowl stamp is \$7.50 (M.S. 97A.475, Subd. 5)

By statute, money in the account may only be used for:

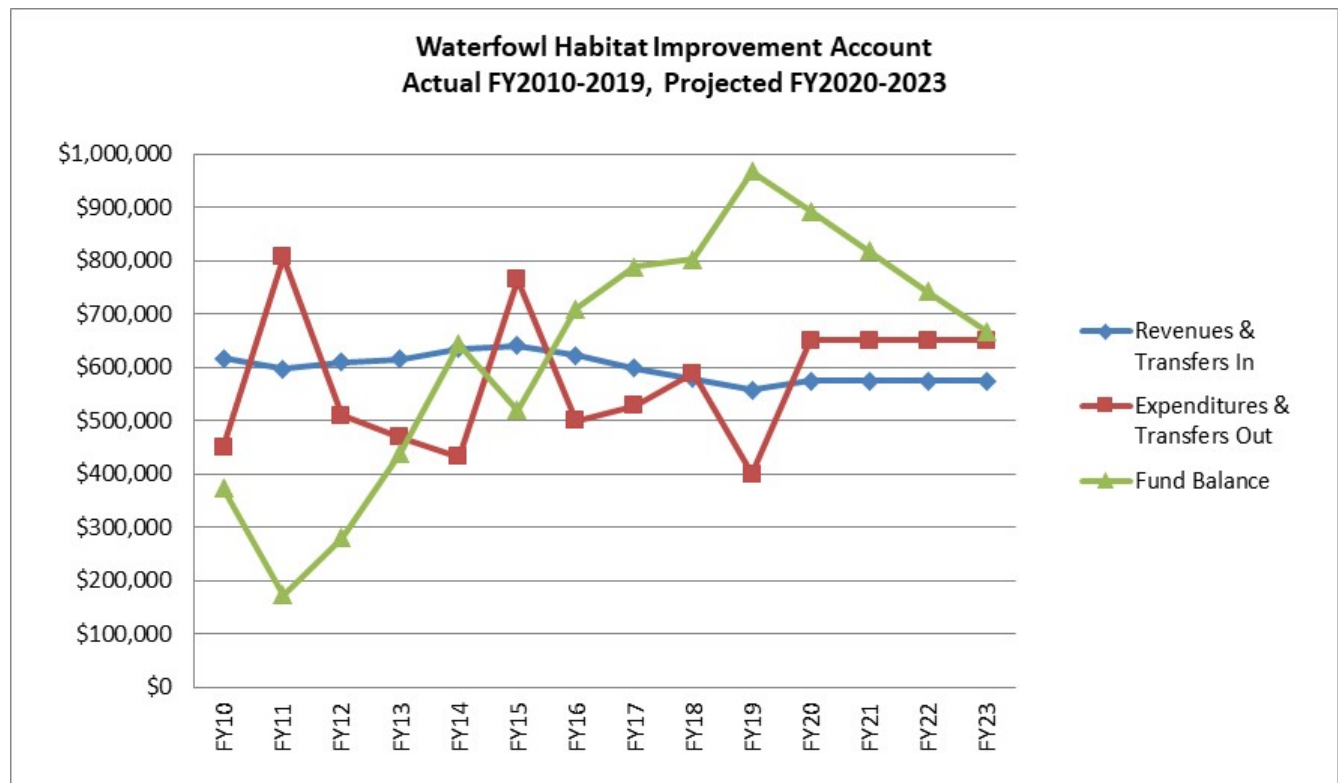
1. Development of wetlands and lakes in the state and designated waterfowl management lakes for maximum migratory waterfowl production including habitat evaluation, the construction of dikes, water control structures and impoundments, nest cover, rough fish barriers, acquisition of sites and facilities necessary for development and management of existing migratory waterfowl habitat and the designation of waters under section M.S. 97A.101. In addition to the expenditure items listed above, this category includes costs for related coordination and operational support.
2. Management of migratory waterfowl; examples of migratory waterfowl management expenditures include public information, census and surveys, special hunt management, and related coordination and operational support.
3. Development, restoration, maintenance, or preservation of migratory waterfowl habitat; examples of expenditures in this category include wetland maintenance, wetland restoration, food plot development, planting nesting cover, prescribed burns, and related coordination and operational support.
4. Acquisition of and access to structure sites.
5. Promotion of waterfowl habitat development and maintenance, including promotion and evaluation of government farm program benefits for waterfowl habitat.
6. Money in the account may not be used for costs unless they are directly related to a specific parcel of land or body of water under, (1), (3), (4), or (5), or to specific management activities under (2).

Financial Review	
FY2019 Beginning fund balance	\$803,185
Prior year adjustment	\$6,485
Receipts	
Waterfowl Stamp	\$558,196
Refunds of Prior Year Expd	<u>\$0</u>
Total receipts and transfers in	\$558,196
Expenditures	
Fish & Wildlife	<u>\$400,316</u>
Total expenditures	\$400,316
FY2019 Ending fund balance	<u>\$967,549</u>
Net change for FY2019	\$164,364

Account Analysis

Waterfowl stamp sales have been slowly declining in recent years. Fish and Wildlife expects future spending to keep pace with revenues.

Financial Summary FY2010 to FY2023



Trout and Salmon Account Fund 2204

*Game and Fish Fund
Fiscal Year 2019 Annual Report*

Purpose of the Account

This account is for the improvement of trout and salmon streams and lakes.

Sources and Uses of the Funds

Ninety percent of the revenue from trout and salmon stamps must be credited to the trout and salmon management account. (M.S. 97A.075, Subd. 3) Currently, the Trout and Salmon stamp is \$10. (M.S. 97A.475, Subd. 10)

By statute, money in the account may only be used for:

1. The development, restoration, maintenance, improvement, protection, and preservation of habitat for trout and salmon in trout streams and lakes, including, but not limited to, evaluating habitat; stabilizing eroding stream banks; adding fish cover; modifying stream channels; managing vegetation to protect, shade, or reduce runoff on stream banks; and purchasing equipment to accomplish these tasks;
2. Rearing trout and salmon, including utility and service costs associated with coldwater hatchery buildings and systems; stocking trout and salmon in streams and lakes and Lake Superior; and monitoring and evaluating stocked trout and salmon;
3. Acquisition of easements and fee title along trout waters;
4. Identifying easement and fee title areas along trout waters; and
5. Research and special management projects on trout streams, trout lakes, and Lake Superior and portions of its tributaries.

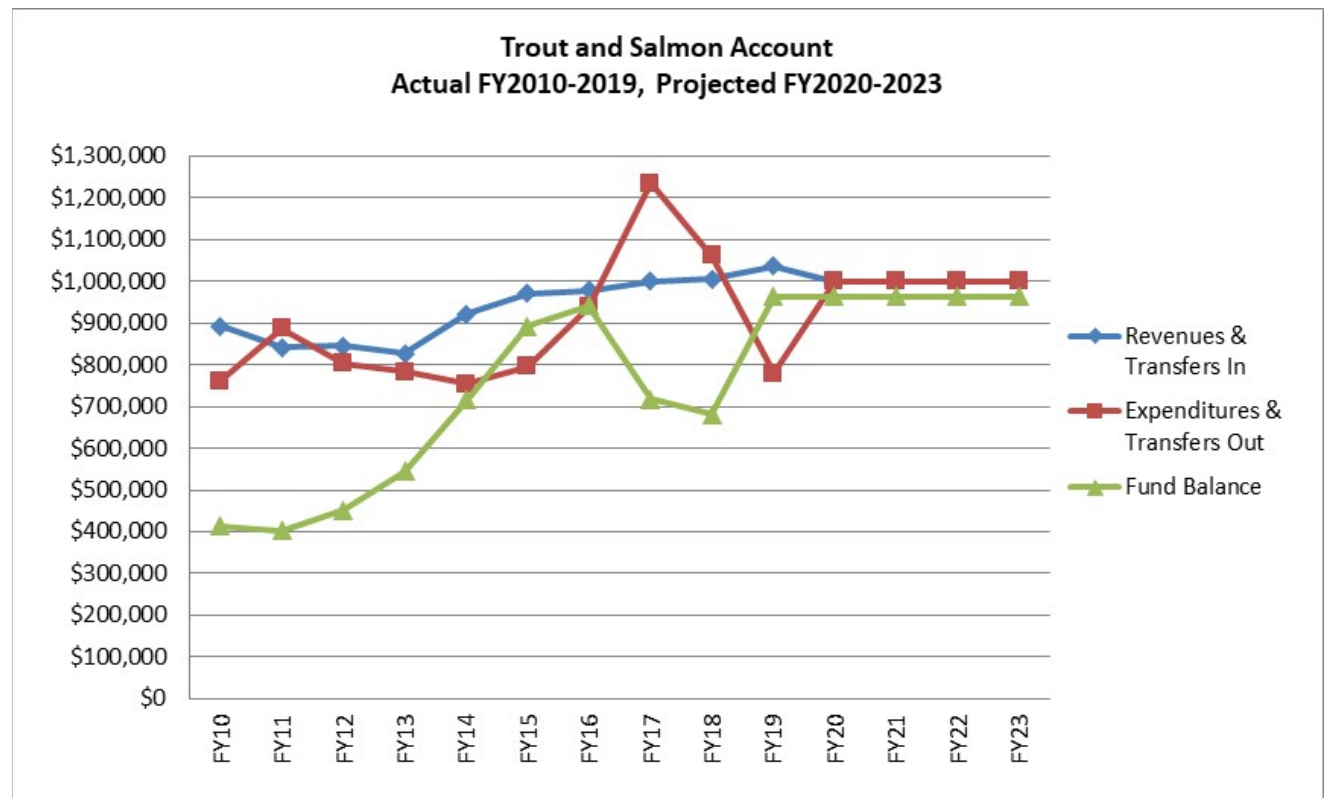
Money in the account may not be used for costs unless they are directly related to a specific parcel of land or body of water, to specific fish rearing activities under (2), or for costs associated with supplies and equipment to implement trout and salmon management activities.

Financial Review	
FY2019 Beginning fund balance	\$681,599
Prior year adjustment	\$25,527
Receipts	
Trout Stamp	<u>\$1,037,184</u>
Total receipts and transfers in	\$1,037,184
Expenditures	
Fish & Wildlife	<u>\$780,407</u>
Total expenditures	\$780,407
FY2019 Ending fund balance	<u>\$963,903</u>
Net change for FY2019	\$282,304

Account Analysis

Trout and Salmon stamp sales have set records for five consecutive years from FY15-19. As a result, we have adjusted our expectations for future revenue to \$1,000,000 per year. The Trout Stamp Account had been accruing a surplus from FY12-FY16 because of revenue outpacing expectations. Expenditures were increased significantly in FY17 to begin reducing the account balance. We plan to keep spending at or above revenues.

Financial Summary FY2010 to FY2023



Pheasant Habitat Improvement Account Fund 2205

*Game and Fish Fund
Fiscal Year 2019 Annual Report*

Purpose of the Account

This account is for pheasant habitat improvement.

Sources and Uses of the Funds

Ninety percent of the revenue from pheasant stamps must be credited to the pheasant habitat improvement account. (M.S. 97A.075, Subd. 4) Current stamp price \$7.50. (M.S. 97A.475, Subd. 5)

By statute, money in the account may only be used for:

1. The development, restoration, and maintenance of suitable habitat for ringnecked pheasants on public and private land including the establishment of nesting cover, winter cover, and reliable food sources;
2. Reimbursement of landowners for setting aside lands for pheasant habitat;
3. Reimbursement of expenditures to provide pheasant habitat on public and private land;
4. The promotion of pheasant habitat development and maintenance, including promotion and evaluation of government farm program benefits for pheasant habitat; and
5. The acquisition of lands suitable for pheasant habitat management and public hunting.

Money in the account may not be used for:

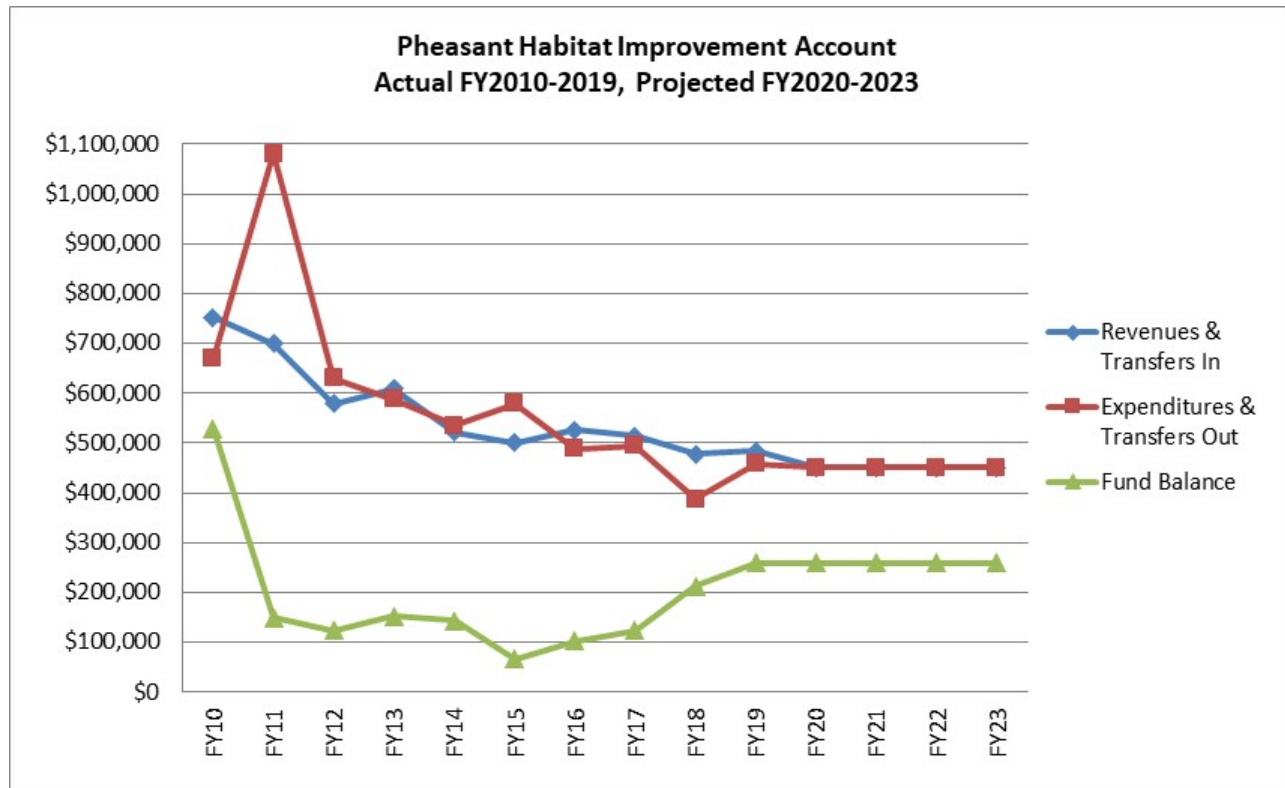
1. Costs that are not directly related to a specific parcel of land.; or
2. Any personnel costs, except that prior to July 1, 2019, personnel may be hired to provide technical and promotional assistance for private landowners to implement conservation provisions of state and federal programs.

Financial Review	
FY2019 Beginning fund balance	\$213,181
Prior year adjustment	\$20,818
Receipts	
Pheasant Stamp	\$483,700
Refunds from Prior Period	\$0.00
Total receipts and transfers in	\$483,700
Expenditures	
Fish and Wildlife	\$458,158
Total expenditures	\$458,158
FY2019 Ending fund balance	\$259,540
Net change for FY2019	\$46,360

Account Analysis

Pheasant stamps sales have been trending downward. Fish and Wildlife plans to reduce spending in this account in order to create a larger balance to buffer the volatile nature of the account.

Financial Summary FY2010 to FY2023



Wild Rice Management Account

Fund 2206

Game and Fish Fund
Fiscal Year 2019 Annual Report

Purpose of the Account

This account is for wild rice management.

Sources and Uses of the Funds

Wild Rice license sales. (M.S. 84.0911)

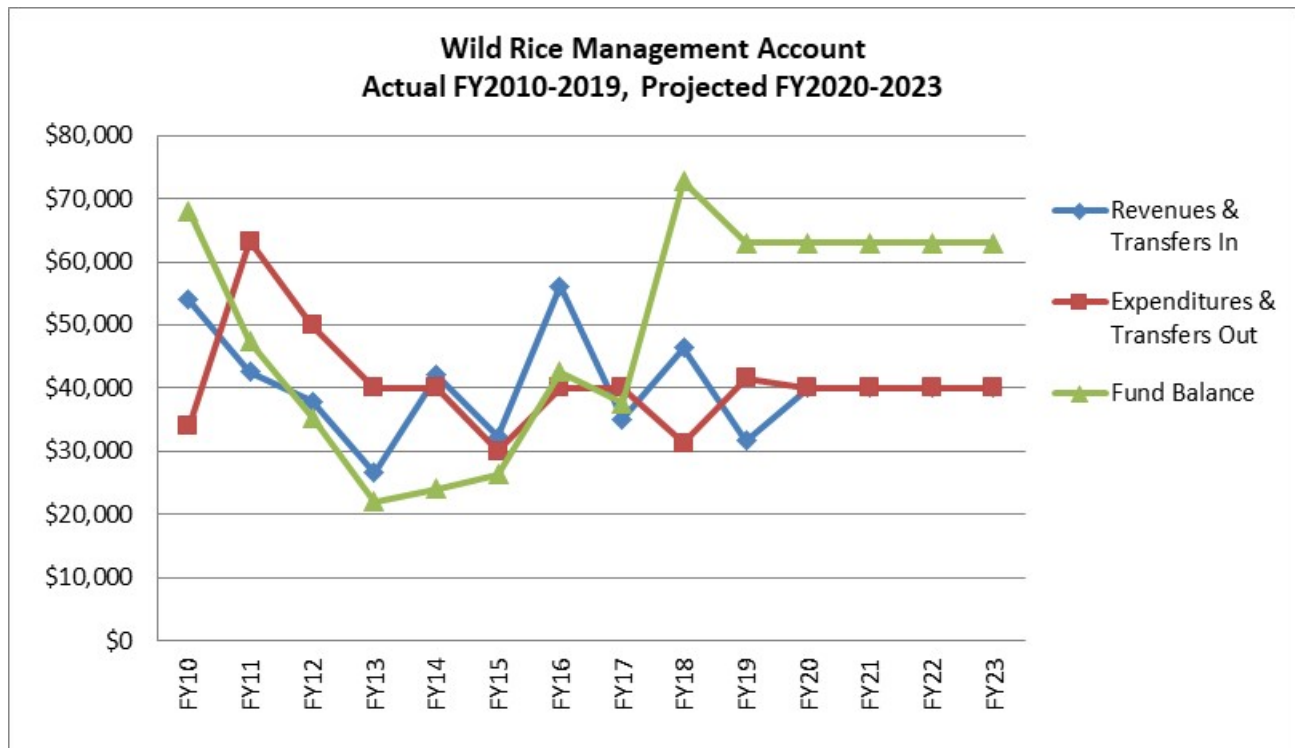
By statute, money in the account may only be used for management of designated public waters to improve natural wild rice production.

Financial Review	
FY2019 Beginning fund balance	\$72,716
Prior year adjustment	\$210
Receipts	
Wild Rice License	<u>\$31,695</u>
Total receipts and transfers in	\$31,695
Expenditures	
Fish and Wildlife	<u>\$41,594</u>
Total expenditures	\$41,594
FY2019 Ending fund balance	<u>\$63,028</u>
Net change for FY2019	(\$9,688)

Account Analysis

Wild Rice license revenues fluctuate year to year depending on the wild rice crop available for harvest. Fish and Wildlife try to match the expenditures with the average revenues. Annual expenditures in recent years have been \$40,000/year to fund wild rice lake management through a cooperative agreement with USDA Wildlife Services and contracted private trappers.

Financial Summary FY2010 to FY2023



Wildlife Acquisition Account Fund 2207

*Game and Fish Fund
Fiscal Year 2019 Annual Report*

Purpose of the Account

This account is for land acquisition for the benefit of wildlife.

Sources and Uses of the Funds

Revenue from the small game surcharge and \$6.50 annually from the Lifetime Fish and Wildlife Trust Fund, established in section M.S. 97A.4742, for each license issued under sections M.S. 97A.473, subdivisions 3 and 5, and M.S. 97A.474, subdivision 3. (M.S. 97A.071)

By statute, money in the account may only be used for;

Subd. 2a Use of wildlife acquisition account money.

1. At least 50 percent must be used for land costs; and
2. The remainder may only be used for other land acquisition costs, development, and maintenance of wildlife lands, and activities under subdivision 3.

Subd. 3 Waterfowl breeding grounds in Canada.

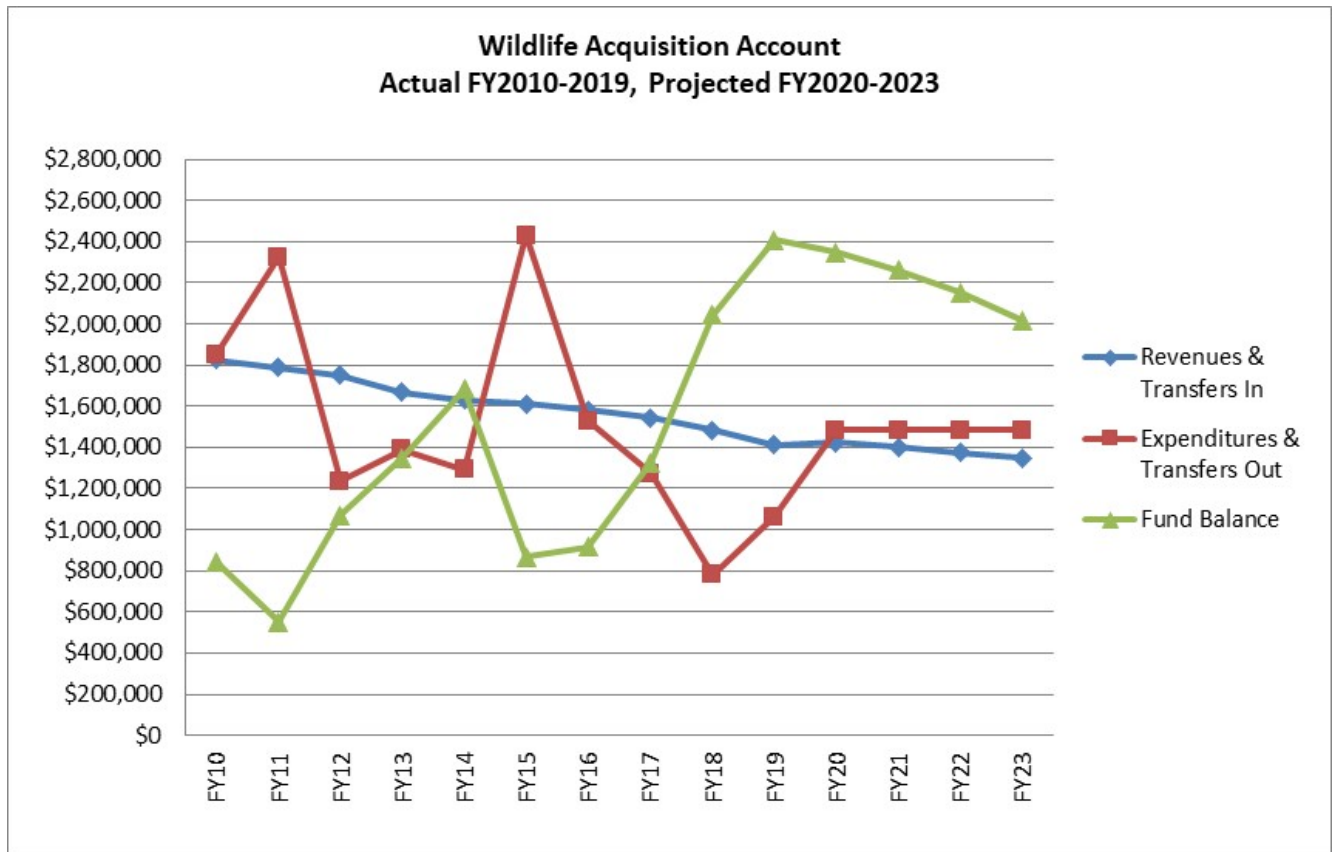
The wildlife acquisition account may be used for developing, preserving, restoring, and maintaining waterfowl breeding grounds in Canada under agreement or contract with any nonprofit organization dedicated to the construction, maintenance, and repair of projects that are acceptable to the governmental agency having jurisdiction over the land and water affected by the projects. The commissioner may execute agreements and contracts if the commissioner determines that the use of the funds will benefit the migration of waterfowl into the state.

Financial Review	
FY2019 Beginning fund balance	\$2,043,082
Prior year adjustment	\$18,214
Receipts	
Wildlife Acquisition Surcharge	\$1,411,028
Sale of Buildings	<u>\$0</u>
Total receipts and transfers in	\$1,411,028
Expenditures	
Fish and Wildlife	<u>\$1,063,914</u>
Total expenditures	\$1,063,914
FY2019 Ending fund balance	<u>\$2,408,411</u>
Net change for FY2019	\$365,329

Account Analysis

Revenues from the small game surcharge have been slightly declining in recent years. Expenditures vary from year to year due to timing of land acquisitions. Fish and Wildlife plans to maintain current spending for both large acquisition opportunities and for land management expenditures.

Financial Summary FY2010 to FY2023



Wild Turkey Management Account

Fund 2208

Game and Fish Fund
Fiscal Year 2019 Annual Report

Purpose of the Account

This account is for turkey habitat management.

Sources and Uses of the Funds

\$4.50 from each turkey license sold, except youth licenses under section M.S. 97A.475, subdivision 2, clause (4), and subdivision 3, clause (7), must be credited to the wild turkey management account.
(M.S. 97A.075, Subd. 5)

By statute, money in the account may only be used for;

1. The development, restoration, and maintenance of suitable habitat for wild turkeys on public and private land including forest stand improvement and establishment of nesting cover, winter roost area, and reliable food sources;
2. Acquisitions of, or easements on, critical wild turkey habitat;
3. Reimbursement of expenditures to provide wild turkey habitat on public and private land;
4. Trapping and transplantation of wild turkeys; and
5. The promotion of turkey habitat development and maintenance, population surveys and monitoring, and research.

Money in the account may not be used for:

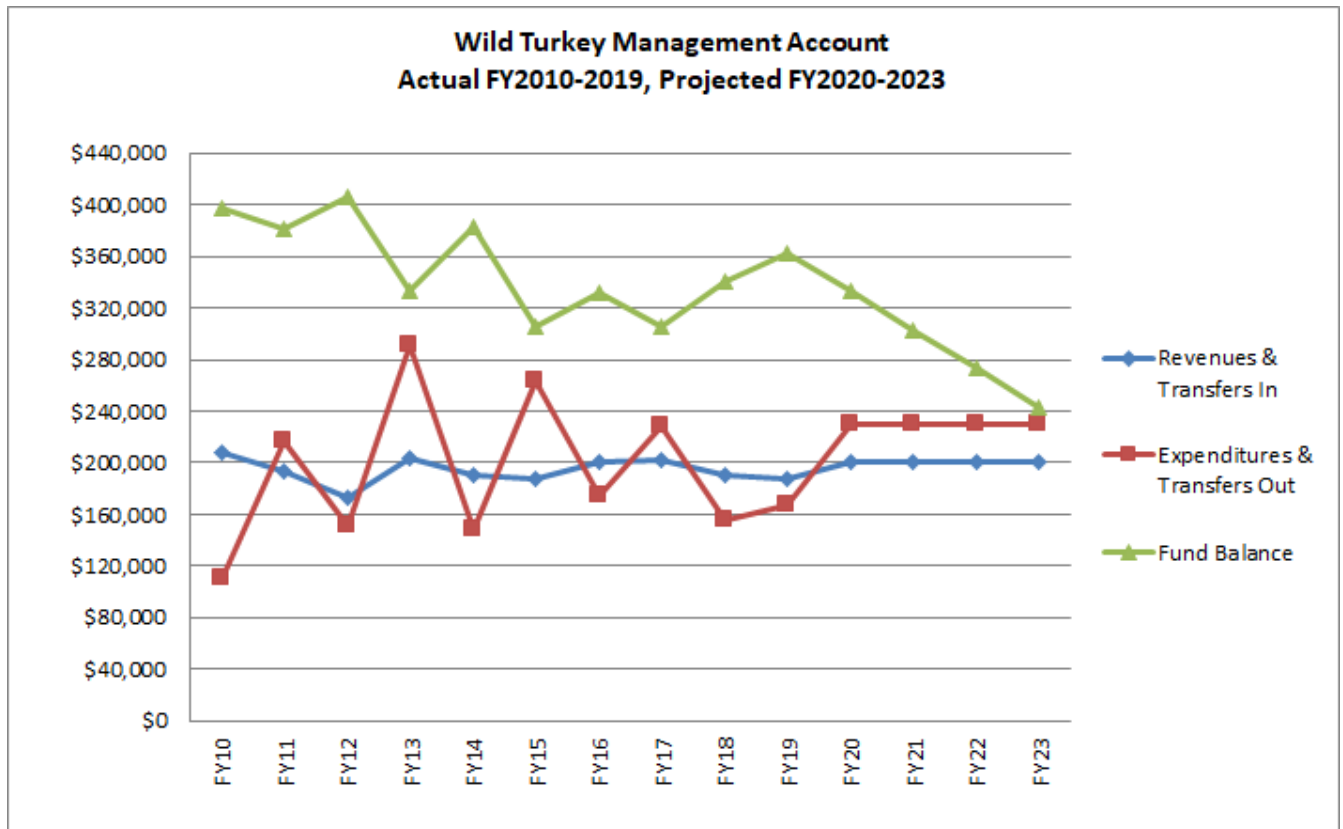
1. Costs that are not directly related to a specific parcel of land under paragraph (a), clauses (1) to (3), a specific trap and transplant project under paragraph (a), clause (4), or to specific promotional or evaluative activities under paragraph (a), clause (5); or
2. Any permanent personnel costs.

Financial Review	
FY2019 Beginning fund balance	\$341,129
Prior year adjustment	\$2,542
Receipts	
Hunting Licenses	\$186,892
Total receipts and transfers in	\$186,892
Expenditures	
Fish and Wildlife	\$167,533
Total expenditures	\$167,533
FY2019 Ending fund balance	\$363,030
Net change for FY2019	\$21,901

Account Analysis

Revenues credited to the Wild Turkey Management Account from turkey license sales have been level for almost a decade after steady growth from inception until about 2009. The Division of Fish and Wildlife is spending down the fund balance over time while maintaining sufficient funds to meet cash flow needs.

Financial Summary FY2010 to FY2023



Heritage Enhancement Account Fund 2209

*Game and Fish Fund
Fiscal Year 2019 Annual Report*

Creation and Purpose of the Account

The legislature created the Heritage Enhancement Account in the Game and Fish Fund in 2000. This account is for enhancement and protection of fish and wildlife resources.

Sources and Uses of the Funds

Revenue in the Heritage Enhancement Account comes from the in-lieu-of-sales tax on the sale of lottery tickets. Of total in-lieu-of-sales tax receipts, 72.43 percent are currently deposited to accounts spent for environmental and natural resource purposes, 50 percent of which is directed to the Heritage Enhancement Account for spending on activities that improve, enhance or protect fish and wildlife resources, including conservation, restoration, and the enhancement of land, water and other natural resources. (M.S. 297A.94)

Financial Review	
FY2019 Beginning fund balance	\$4,794,412
Prior year adjustment	\$92,110
Receipts	
Heritage Enhancement - Lottery-In-Lieu	\$14,963,886
Credit Agreement Rebate	\$2,447
Refund of Prior Period Expenditures	\$639
Agency Indirect Cost Reimbursement	<u>\$0</u>
Total Revenues and Transfers-in	\$14,966,971
Expenditures	
Fish and Wildlife	\$9,089,910
Fish and Wildlife - Shooting Sports Facilities	\$4,718
Ecological & Water Resources	\$2,398,131
Ecological & Water Resources - Invasive Species Grants	\$410,000
Enforcement	\$1,639,966
Forestry	<u>\$1,592,195</u>
Total Expenditures and Transfers-out	\$15,134,920
FY2019 Ending fund balance	\$4,718,574
Net change for FY2019	(\$75,838)

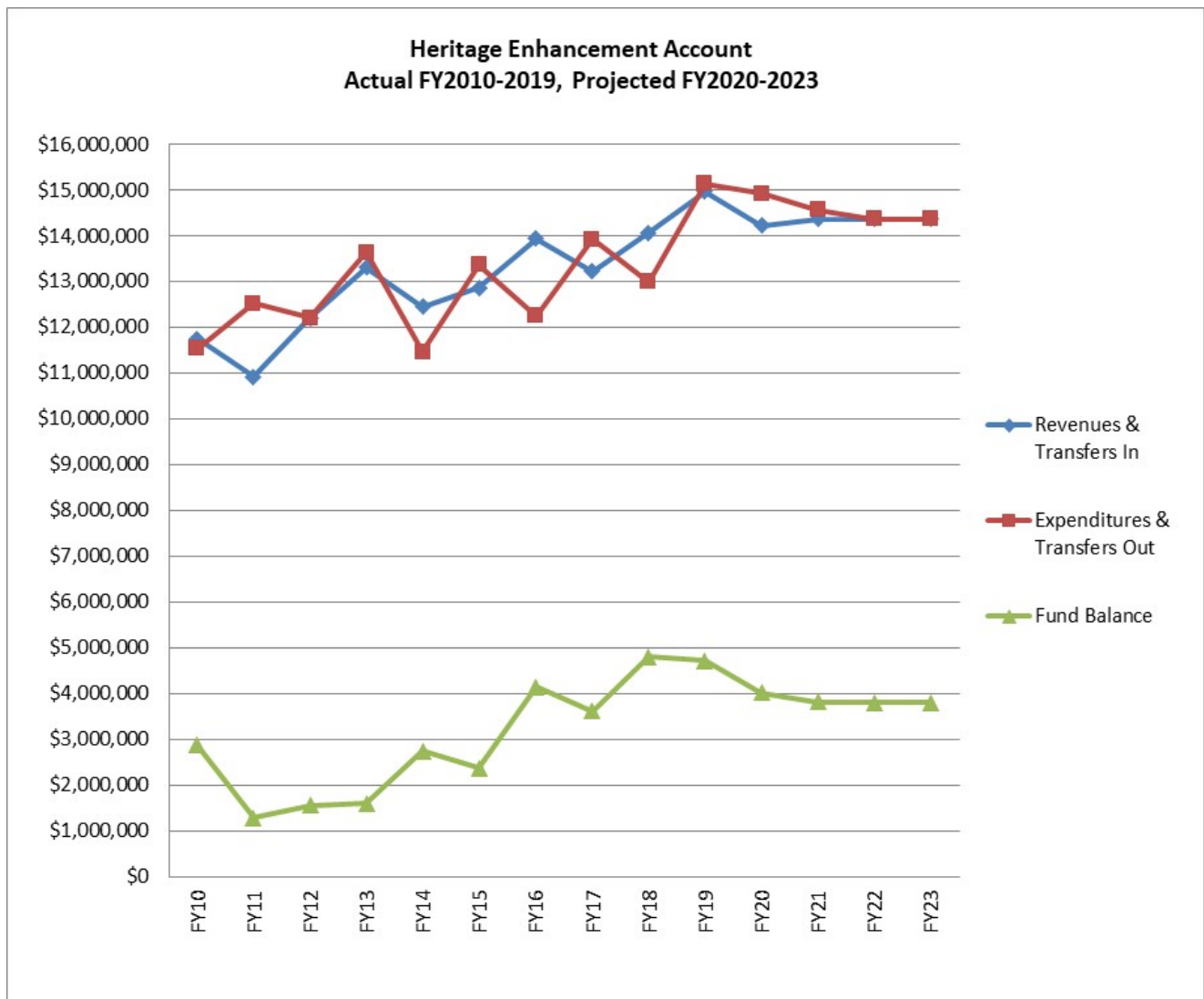
Description of Revenues

- 1) **Heritage Enhancement - Lottery-In-Lieu** – Receipts collected in lieu of sales tax on lottery sales – 50% of 72.43% of In lieu of lottery sales tax revenue must be deposited in to the Heritage Enhancement Account in the Game and Fish Fund.
- 2) **Credit Agreement Rebates** – Rebate received from purchasing card transactions.
- 3) **Refund of Prior Period Expenditures** – Return of prior year payments to vendors.
- 4) **Agency Indirect Cost Reimbursement (Regional Indirect Cost Plan)** – Reimbursement for unused funds that were paid to the Regional Cost Plans (expense account 42040).

Account Analysis

Lottery revenues vary from year to year, but are projected to on average remain flat through FY2023. Current appropriations (expenditures) are more than expected average revenues, so the fund balance is projected to decrease through FY2023.

Financial Summary FY2010 to FY2023



Expenditure projections are based on spending authorized in law for the current biennium and carried out through 2023.

Lifetime Fish and Wildlife Trust Fund

Fund 2210

Game and Fish Fund
Fiscal Year 2019 Annual Report

Creation and Purpose of the Account

The Lifetime Fish and Wildlife Trust Fund account was established as a fund in the state treasury by the Legislature in 2000. (M.S. 97A.4742)

Sources and Uses of the Funds

Purpose - law

All money received from the issuance of lifetime angling, spearing, angling and spearing, small game hunting, deer hunting, sporting, and sporting with spearing option licenses and earnings on the fund shall be credited to the Lifetime Fish and Wildlife Trust Fund.

Money in the Lifetime Fish and Wildlife Trust Fund shall be invested by the State Investment Board to secure the maximum return consistent with the maintenance of the perpetuity of the fund. The income received and accruing from investments of the fund shall be deposited in the Lifetime Fish and Wildlife Trust Fund. Each year the commissioner of management and budget shall transfer from the Lifetime Fish and Wildlife Trust Fund to the Game and Fish Fund an amount equal to the amount that would otherwise have been collected from annual license fees for each lifetime license.

Financial Review	
FY2019 Beginning fund balance	\$13,627,026
Prior year adjustment	\$0
Receipts	
Fishing Licenses	\$554,881
Hunting Licenses	\$625,192
Sportsman Licenses	\$632,139
G-F Lifetime License Activations	(\$828,933)
ITC Interest Earnings	\$10,031
Total Revenues and Transfers-in	\$993,311
Expenditures	
Total Expenditures and Transfers-out	\$0
FY2019 Ending fund balance	\$14,620,337
Net change for FY2019	\$993,311

Description of Revenues

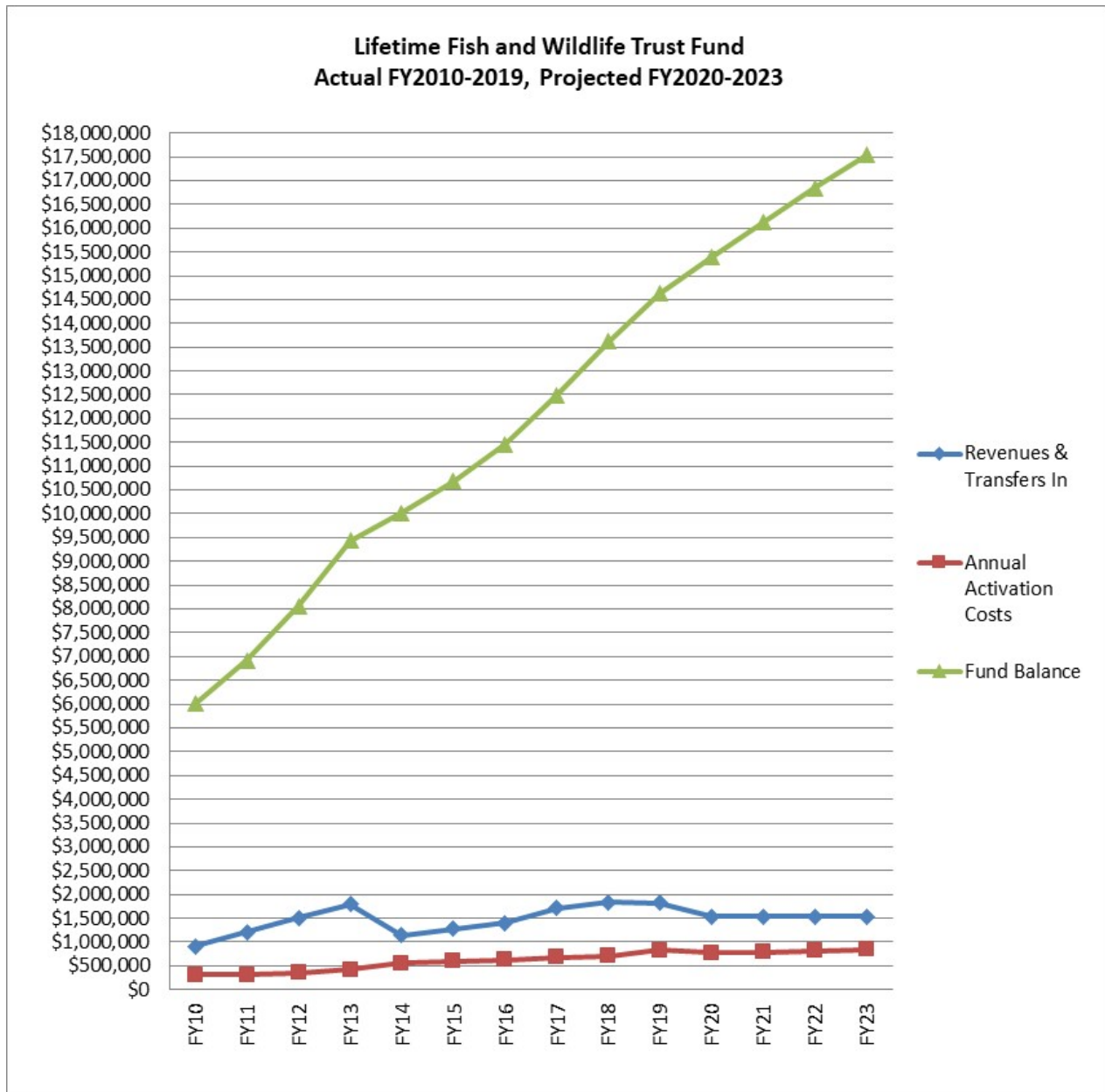
- 1) **Sales of Lifetime Licenses** – Hunting, fishing, small game, and sports.
- 2) **G&F Lifetime License Activations** – Deposit correction for total amount of activations for the license year (number of activations multiplied by current license prices). Funds are transferred from the Lifetime Fish and Wildlife Trust Fund to the fund and revenue accounts related to those licenses.

- 3) **ITC Interest Earnings** – Interest earning on balance not invested with State Board of Investments (SBI). Per accounting rules SBI investment income is not reflected in the fund statement.

Account Analysis

The amount of the Lifetime license activation transfers-out will increase each year due to the increased number of Lifetime license activations as the number of Lifetime license holders increase each year. The large increase in activation costs for FY2019 was due to the license price changes. The Lifetime License Activation cost is listed as negative revenue. The fund balance will continue to increase until the amount of the activation transfers-out exceeds the amount of new licenses sold. The net sales (license sales less activation transfers-out) are projected to trend downward starting in FY2019 (the balance will continue to grow as long as net sales are positive). ITC interest income has been increasing due to increased rate of return.

Financial Summary FY2010 to FY2023



Walleye Stamp Account

Fund 2211

Game and Fish Fund
Fiscal Year 2019 Annual Report

Purpose of the Account

This account is for stocking walleyes purchased from the private sector in waters of the state.

Sources and Uses of the Funds

Revenue from walleye stamps must be credited to the walleye stamp account and is appropriated to the commissioner only for stocking walleyes purchased from the private sector in waters of the state.

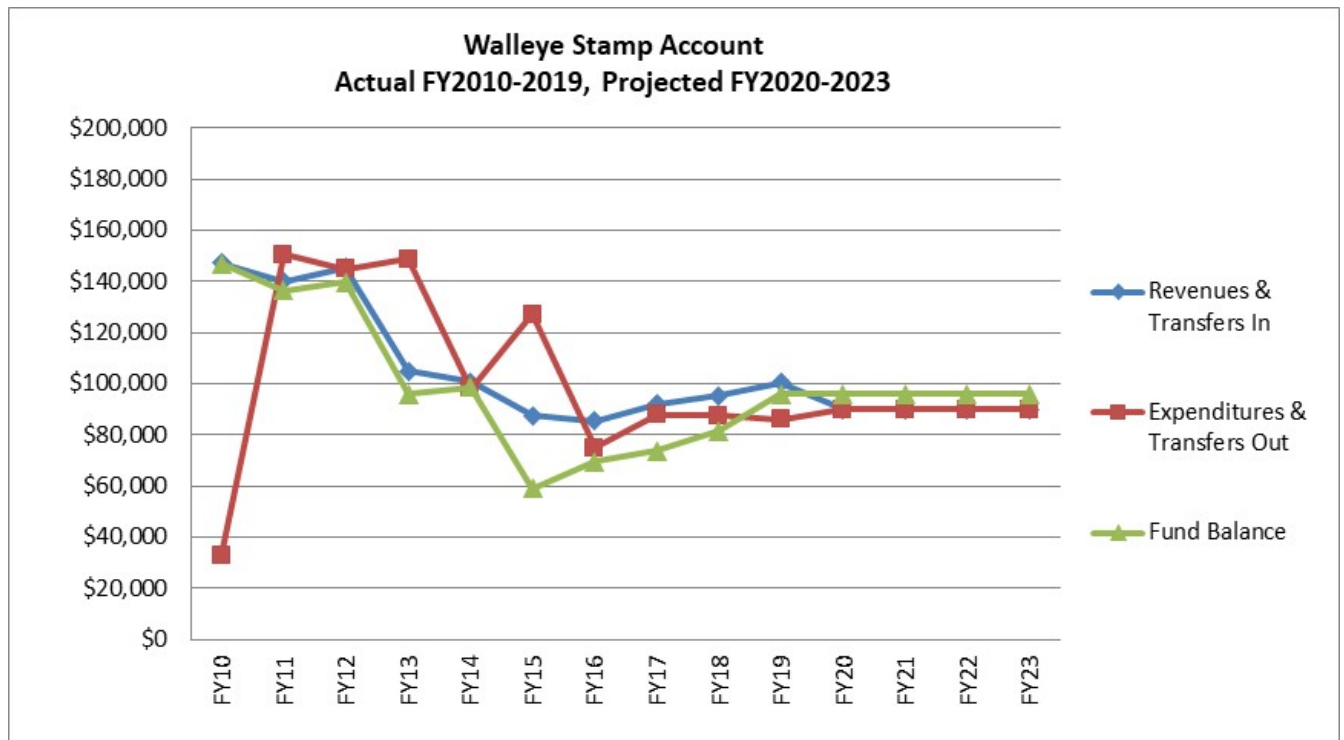
(M.S. 97A.075, Subd. 6)

Financial Review	
FY2019 Beginning fund balance	\$81,441
Prior year adjustment	\$0
Receipts	
Walleye Stamp	<u>\$100,384</u>
Total receipts and transfers in	\$100,384
Expenditures	
Fish and Wildlife	<u>\$86,010</u>
Total expenditures	\$86,010
FY2019 Ending fund balance	<u>\$95,814</u>
Net change for FY2019	\$14,374

Account Analysis

There has been an increase in sales the last 3 years after several years of decline. Expenditures will be managed to prevent the balance from going negative.

Financial Summary FY2010 to FY2023



Peace Officer Training Account Fund 2212

*Game and Fish Fund
Fiscal Year 2019 Annual Report*

Purpose of the Account

The Peace Officer Training Account is created in the Game and Fish Fund in the state treasury. Money in the Peace Officer Training Account may only be spent by the commissioner for peace officer training for employees of the Department of Natural Resources who are licensed under sections M.S. 626.84 to 626.863 to enforce game and fish laws. (M.S. 97A.052)

Sources and Uses of the Funds

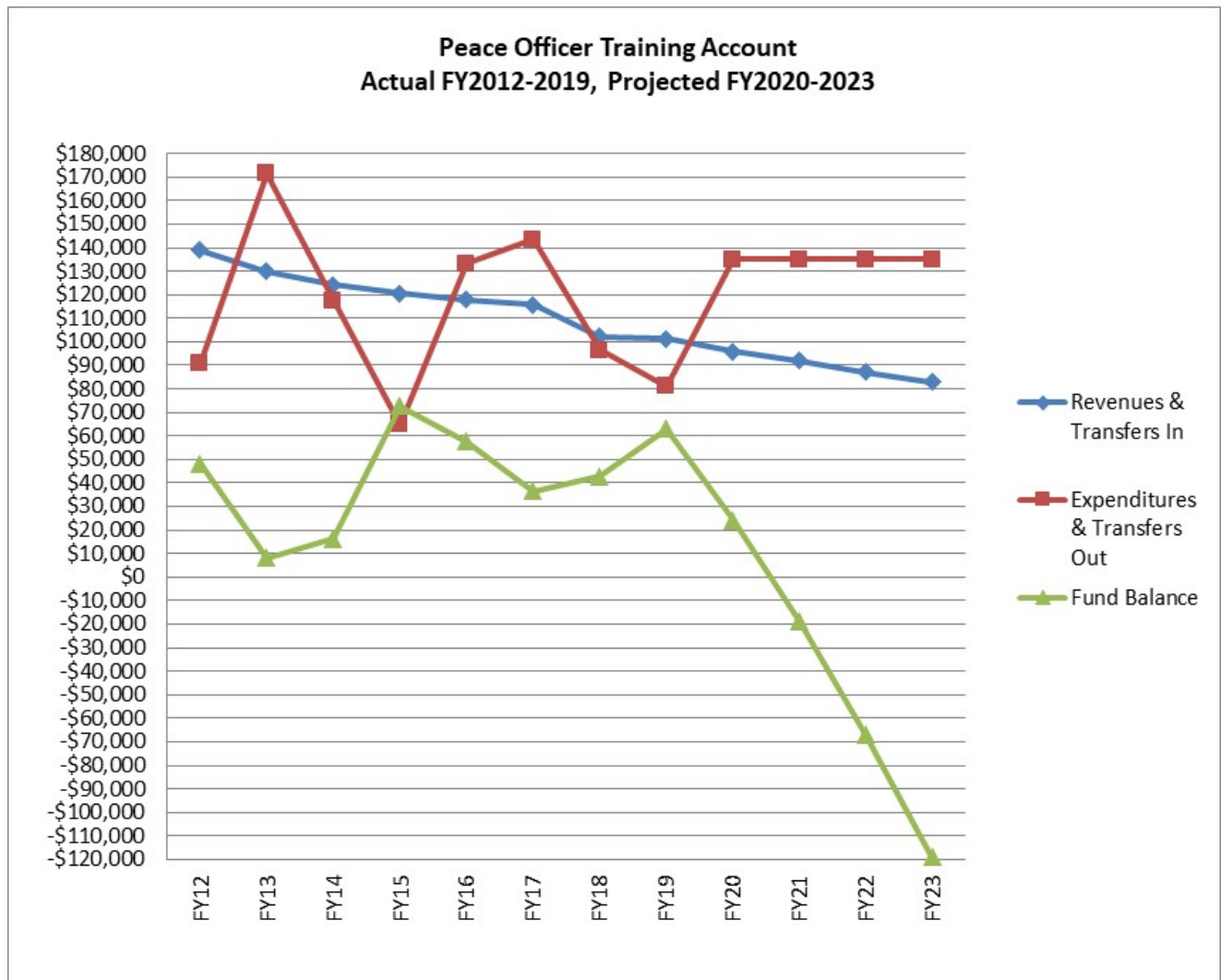
1% of the revenue from surcharges assessed to criminal and traffic offenders are deposited in the account. Money in the peace officer training account may only be spent by for peace officer training for enforcement officers of the Department of Natural Resources.

Financial Review	
FY2019 Beginning fund balance	\$42,735
Prior year adjustment	\$190
Receipts	
General K/T Surcharge	\$101,426
Credit Agreement Rebate	<u>\$3</u>
Total receipts and transfers in	\$101,429
Expenditures	
Enforcement	<u>\$81,239</u>
Total expenditures	\$81,239
FY2019 Ending fund balance	<u>\$63,115</u>
Net change for FY2019	\$20,380

Account Analysis

Revenues have been in decline since the inception of the account. This account is appropriated by the legislature. Currently the annual appropriation is \$135,000 per year. Revenues in FY2019 were only \$101,429 and are not expected to increase in future years. Enforcement will manage their expenses to prevent the account from going negative.

Financial Summary FY2012 to FY2023



Expenditure projections are based on spending authorized in law for the current biennium and carried out through FY2023. The department will manage levels of spending to ensure the account does not go negative as shown above.

Wolf Management and Monitoring Account Fund 2213

*Game and Fish Fund
Fiscal Year 2019 Annual Report*

Purpose of the Account

The Wolf Management and Monitoring Account was created during the 2012 Legislative session in the Game and Fish Fund. Revenue from wolf licenses must be credited to the Wolf Management and Monitoring Account and is appropriated to the commissioner only for wolf management, research, damage control, enforcement, and education.

Sources and Uses of the Funds

Wolf license application fees and licenses sales and \$.50 from each deer and super-sports license sold are credited to this account. (M.S. 97A.075, Subd. 1e and 7b) Wolf hunting and trapping seasons and associated license sales ceased when the grey wolf reverted from state to federal jurisdiction on December 19th, 2014, due to a federal court ruling related to the recovery status of the Great Lakes region wolf population.

Funds are only used for wolf; management, research, damage control, enforcement, and education.
(M.S. 97A.075, Subd. 7b)

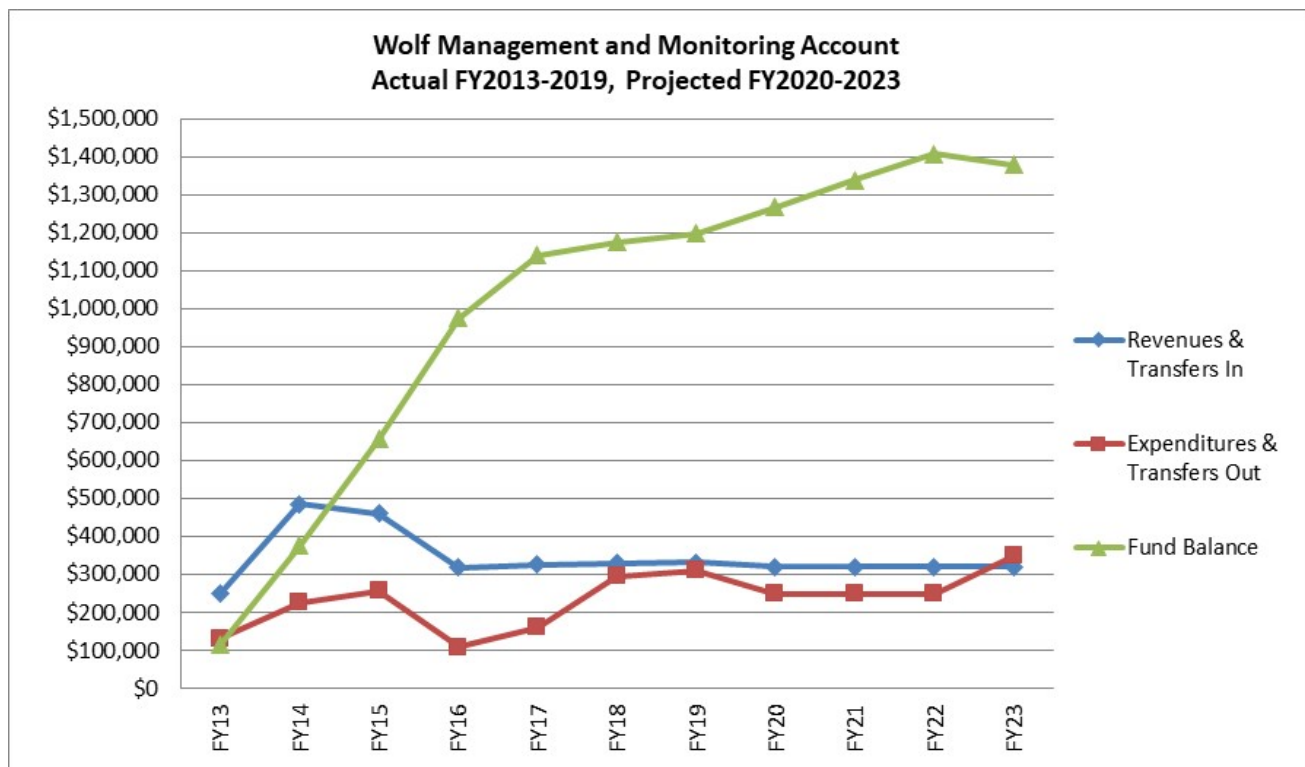
Note: The amendment to subdivision 1 by Laws 2017, chapter 93, article 2, section 70 (removal of \$.50 from deer licenses), is effective July 1 of the year following the year the wolf is delisted under the federal Endangered Species Act. Laws 2017, chapter 93, article 2, section 70, the effective date.

Financial Review	
FY2019 Beginning fund balance	\$1,175,211
Prior year adjustment	\$59
Receipts	
Wolf Hunting and Trapping Licenses	\$0
Wolf Allocation	<u>\$332,719</u>
Total receipts and transfers in	\$332,719
Expenditures	
Fish and Wildlife	<u>\$310,622</u>
Total expenditures	\$310,622
FY2019 Ending fund balance	<u>\$1,197,367</u>
Net change for FY2019	\$22,156

Account Analysis

Wolf account revenues declined with the loss of wolf license application fees and license sales. The account's current source of revenue is \$.50 from each deer license. The fund balance is projected to increase through FY2020. Wolves are a federally managed animal, however the US Fish and Wildlife Service has proposed removing ESA protections and if successful will likely take effect prior to FY2021. While listed, the state has committed to match \$110,000 USDA federal wolf damage control program with prior Governor support. This was intended to be a short-term solution to bridge federal funding gaps while federally listed, but has been in effect for five years. If wolves are delisted the fund balance will begin to decline. Chart below only reflects current law.

Financial Summary FY2013 to FY2023



Outcomes/Accomplishments

Fish Management

1. Population Management

Includes the assessment and documentation of biological, chemical, physical, social, and economic factors affecting and resulting from existing aquatic populations, communities, and ecosystems. Assessments are used to inform management plans and identify actions designed to enhance or conserve healthy and sustainable aquatic populations, communities, and ecosystems. Actions include stocking, setting regulations, and evaluating action effectiveness.

A. Lake, Stream, and Angler Survey Activities

Surveys provide the foundational data needed for the development of lake and stream management plans, stocking proposals, and rulemaking needs.

Accomplishments:

- Completion of 300 standard lake surveys, 458 targeted lake survey, 119 stream surveys, 11 large lake surveys, and 7 winter fish house surveys (comparable to FY18).
- Due to ice and snow conditions, as well as extended spring ice duration, there was a 339% increase in dissolved oxygen surveys between FY17 and FY18. Similar conditions in FY19 resulted in the completion of 227 dissolved oxygen surveys (a 5% increase from FY18 and cumulative increase of 355% from FY17).
- Creel surveys provide critical data on angling pressure, species targeted, harvest, catch, and angler satisfaction that inform user-based management decisions. Therefore, we advocated for and received a budget initiative to increase Game and Fish Fund allocations (starting in FY20) to increase creel completion on second-tier lake (other than our “large” lakes) and stream fisheries.
- Using carry-forward funds from FY18, the Section launched numerous creels in FY19, including 8 large-lake creels, East Metro/Lake City Area trout streams, and more than a dozen other creels across the state in second-tier lakes.
- Acted on increasingly rare Lake Superior ice conditions to conduct a winter creel of ice anglers.
- Continued development of a new Creel program (CREEL) to replace outdated programs. CREEL will provide survey design flexibility and improve data collection and analyses.

B. Management Evaluations and Fisheries Research Activities

Management evaluations and research studies are completed to improve our understanding of fish populations and communities, angler behaviors, management action impacts, and to explore new management strategies.

Accomplishments:

- Completed Mille Lacs Lake walleye population estimate.
- Launched walleye population estimate on the Washington Lake Chain in the Waterville Area.
- Completed the marking phase of a muskellunge population estimate on Lake Vermilion and Shoepack Lake.
- Placed transmitters in 66 burbot on Bad Medicine Lake as part of a collaborative study with Bemidji State University on the movement, habitat use, and vulnerability of the species.
- Initiated an assessment to evaluate the potential impacts of habitat improvements in the Rat Root River on walleye reproduction.

- Stocked tagged trout into the Grindstone Lake near Hinckley to evaluate escapement of various trout species over the water control structure.
- Launched a special assessment of smallmouth bass, channel catfish, and walleye in the Mississippi River near Sauk Rapids.
- Continued participation in the Leech Lake cormorant management collaboration and provided funding to continue cormorant diet analyses.
- Moved the Sentinel Lakes/Long-Term Monitoring Program from a temporary grant-funded program to permanent funding and program status.
- Continued work on calculating zooplankton production in our large walleye lakes.
- Initiated several new research projects, including
 - Statewide assessment of yellow perch sampling methods and populations,
 - Lower Mississippi strain walleye performance and reproduction in southern Minnesota,
 - Niche overlap and diets of muskellunge and other piscivores in Minnesota lakes, and
 - Gill-net catch habitat associations.

C. Fish Health, Commercial Fishing, and Tournament Activities

To protect fish and other aquatic organisms from over-exploitation and disease-carrying pathogens, the Section of Fisheries maintains oversight of fish health testing, private aquaculture, commercial harvest and fishing tournament permitting programs. As part of this process, we are also working to prevent specific waters from excessive commercial and/or tournament activity.

Accomplishments:

- Reviewed and issued 413 fishing tournament permits.
- Collectively reviewed and issued more than 2,000 licenses as part of our Aquatic Commercial Programs including 162 private aquaculture, 62 commercial fish harvest, and more than 1,000 minnow licenses, along with less numbers of turtle, frog, Lake Superior fishing guide, and fish packer licenses.
- Contributed funds and expertise to the Division of Ecological and Water Resources to update the Aquatic Invasive Species training modules that are required of individuals securing Aquatic Commercial Harvest Licenses.
- Coordinated and conducted inspections of private hatchery facilities.
- The Fisheries Pathology Laboratory completed pathogen testing on >5,400 specimens to protect fish health in state and private hatcheries and on >15,500 fishes as part of our Viral Hemorrhagic Septicemia surveillance program.
- Reviewed more than 350 fish transportation permits to help prevent the spread of pathogens and aquatic invasive species.
- Followed up on more than 60 fish kills and participated in 15 fish kill investigations.
- Collaborated with the Department of Health and Pollution Control Agency to collect and process approximately 1,800 fish samples for contaminant analysis, establish fish consumption advisories, and support a lake mercury study.
- Processed 266 fish samples from the seven county metro area to evaluate emerging contaminant issues.

2. Fisheries Habitat Management

Habitat management includes Aquatic Plant Management permitting, and assessment and monitoring of biological, chemical, physical, social, and economic factors affecting and resulting from habitat that influences aquatic populations, communities, and ecosystems. Assessments are used to inform management plans and actions designed to enhance or conserve healthy ecosystems. Biological

monitoring is used to evaluate ecosystem condition, and easement monitoring is conducted to document compliance with conservation easement agreements. Aquatic Plant Management permitting is used to balance resource protection with reasonable recreational use, following guidelines in administrative rules. Management actions include protecting existing critical habitat through land purchases or easements, designing and implementing habitat restoration and enhancement projects, and working with partners to influence watershed planning. Management actions are regularly evaluated to assess their effectiveness.

Accomplishments:

- Secured 13 trout stream easements totaling 4.1 miles of shoreline and 71.3 acres of riparian lands that will provide enhanced access to trout fisheries.
- Purchased six fee-title tracts totaling 1.7 miles of shoreline and 54.1 acres for Aquatic Management Areas that provide additional recreational access and protect aquatic resources.
- Maintained habitat on 27 coldwater streams, benefitting 138 miles of stream. These projects are intended to sustain existing high quality trout habitat by removing beaver dams and maintaining healthy stream bank vegetation through plantings, protection, and removal of invasive plants.
- Developed habitat on five warmwater streams, benefitting 1,190 acres of habitat. Projects developed plans to modify four dams to allow fish passage.
- For FY2019, funds previously used for shoreland grant programs were used for:
 - Fisheries stream and lake habitat projects.
 - AMA maintenance (16 projects including riparian and upland plantings on AMAs, culvert replacement and outlet repair, stream enhancement, AMA access road creation and repair, debris removal, parking lots).
 - AMA boundary surveys (20 completed).
 - Enhancement projects (38 AMAs and 508 new acres, using a mix of LSOHC and Game and Fish funding).
- Improved fish passage on six systems via culvert removals/modifications, dam/outlet structure improvements, and removal of old ineffective fish barriers.
- Completed planning efforts, and in some cases public outreach efforts, to prepare for large-scale habitat improvements projects, such as Little Rock Lake drawdown to improve water quality.
- Completed habitat improvements on more than a dozen systems impacting more than 200 miles of stream corridor across the state. Examples include:
 - Restoration of a tributary to Coolidge Creek by removing 18 culverts.
 - Riparian improvements on Rush Creek and Winnebago Creek.
 - Re-established meander in large section of South Branch of Vermillion River.
 - Riparian plantings in Finland Area.
 - AMA riparian restoration.
- Completed beaver management, including dam removals and beaver population reduction to improve trout habitat in 20 streams across northern Minnesota.
- Completed construction of two large electric barrier projects to deter invasive carp migration in two ephemeral waterways of the LeSueur River watershed.
- Completed planning efforts and public information meetings prior to the High Island Lake drawdown being completed to improve water quality and aquatic habitat.
- Developed a parking area at the Minnesota Falls site on land donated by Excel Energy.
- Removed a dilapidated cabin and sealed a well on the Big Stone AMA to facilitate strategic land asset management liquidation.

3. Culture and Stocking

Production and stocking involves the collection of spawning fish, taking of eggs and milt, rearing, and stocking of fish to create or enhance fisheries populations. Stocking priorities are guided by Fisheries lake and stream management plans.

Accomplishments:

- Started another year class of Steelhead strain rainbow trout broodstock for the Lake Superior program to help ensure that rainbow trout angling and harvest opportunities will continue.
- Contracted with HDR Engineering to complete feasibility studies on Spire Valley and New London Fish Hatcheries. The studies are pivotal to the development of a Fish Production Plan in FY20.
- Began walleye stocking adjustments determined by the WAESTOCK assessment. This assessment evaluated the long-term stocking success for walleye in hundreds of Minnesota lakes and facilitated the identification of locations where walleye fingerlings were, and in many cases, were not, contributing to the walleye fishery. This evaluation was important because it is allowing us to focus fingerling stocking resources where benefits are actually occurring.
- Completed some long-overdue improvements and repairs at production facilities, including several that improved safety for hatchery staff. Projects included
 - Replacement of egg collection site stairways and platforms,
 - Equipment installation to improve the transfers of fish from raceways to transport trucks,
 - Water temperature control, back-up generator, and pressure tank equipment replacements,
 - Floating tanks and accompanying dock system for raising Muskellunge in ponds at the Waterville Hatchery, and
 - Improvements, repairs, and access enhancements on >12 fish production ponds.
- Stocked >274 million fish into 974 Minnesota public waters in FY19. These stocking efforts are intended to support the significant economic benefits of recreational fishing. See the table below for a breakdown of fish species stocked by species.

Fish Species	Number Stocked	Life Stage(s)
Bluegill	28,100	Adults
Brook Trout	55,000	Fingerlings, Yearlings
Brown Trout	372,000	Fingerlings, Yearlings
Lake Trout	80,000	Yearlings
Muskellunge	23,000	Fry/Fingerlings
Northern Pike	1,100,000	Fry, Frylings
Rainbow Trout	550,000	Fingerlings, Yearlings
Splake	91,000	Yearlings
Tiger Muskellunge	1,000	Fingerlings
Walleye	218,000,000	Fry
Walleye (lbs)	118,000	Fingerlings (20-30/lb)

- The walleye fingerling totals above include 40,000 pounds purchased from private fish farmers using Walleye Stamp funds and were stocked into lakes in the Detroit Lakes, Fergus Falls, and Brainerd areas.

4. Fisheries Education, Outreach, and Rulemaking

Education and outreach involves facilitating and participating in initiatives to communicate the economic, social, and biological benefits of conserving, enhancing, and providing access to aquatic resources. It also involves facilitating efforts to inform and involve stakeholders in Fisheries Section management activities and actions.

Rulemaking is a tool used by the Fisheries Section to assure aquatic resources are not over-exploited, manage populations to provide sustainable and optimal population dynamics, and prevent the movement and expansion of undesirable aquatic populations.

Accomplishments:

- Reviewed and made adjustments to experimental and special regulations for northern pike, moving lakes, where possible into statewide northern pike zone regulations.
- Completed multiple public information meetings, proposed rule changes, and launched public comment period for Mississippi River MN-WI border waters bag and length limits.
- Initiated discussion with anglers statewide and on specific lakes about the Quality Bluegill Initiative.
- Convened a general information meeting to discuss fish population management on Lake Winnibogoshish.
- Presented fisheries survey information to over 200 Lake Associations.
- Held a follow-up with the Lake Vermilion Fisheries Input group on management plan implementation.
- Conducted regular meetings with each of the five species workgroups to share information and take input on management planning.
- Prepared and collaborated on legal review of more than 50 bag limit, length limit, fishing refuge, and other factors that regulate the taking of fish.
- Completed substantial environmental review for Railroads, Mining, and Line 3.
- Had more than 40 staff participate in the Minnesota State Fair outreach efforts. Staff were involved with dissemination of information about Aquatic Invasive Species, fisheries management approaches, fish species present in Minnesota, fair displays, and assisting the public with a myriad of natural resource questions.
- Conducted robust public information and comment processes for proposed regulations changes for walleye on Upper Red Lake and Leech Lake, walleye and sauger on Lake of the Woods, and sunfish on 5th and 6th Crow Wing Lakes. As a results of these efforts, we secured broad public support and implemented the changes for the 2019 open water angling season.
- Assisted Explore Minnesota and the host City of Albert Lea partners on planning efforts for a successful 2019 Governor's Fishing Opener (GFO).
- Hosted a Waterville Hatchery Open House as part of the GFO with over 200 public in attendance.
- Conducted multiple kid's fishing events and environmental education days for grades 4-9.

5. Fisheries Planning and Coordination

Planning and coordination involves developing internal and external planning documents that guide Fisheries Section activities and provide a framework for communicating and assessing management actions. Examples include division strategic plans, specific fish species management plans, and lake management plans. Plans are developed in coordination and collaboration with stakeholders including general anglers, commercial anglers, tribal units of government, other state agencies, federal agencies, and environmental non-profit groups.

- Reviewed and updated 342 (6% increase from FY18) lake and stream management plans that provide interpretations of survey results, report on the outcomes of ongoing management actions, identify habitat protection and restoration needs, and provide strategic approaches to fish community management in an effort to sustain and improve lake health and fishing quality.
- Had input meeting with commercial fishermen to discuss rule revision for commercial fishing on MN-WI border waters.
- Met with Wisconsin DNR to discuss issues on border waters and build consensus on proposed changes to border water fishing regulations.

- Continue to coordinate with partners regionally and nationally as part of the Upper Mississippi River Conservation Committee.
- Met with US Forest Service staff to review MOU and develop annual BWCAW Fisheries work plan.
- Had input meeting with commercial fishermen to discuss rule revision for commercial fishing on MN-WI border waters.
- Met with Wisconsin DNR to discuss issues on border waters and build consensus on proposed changes to border water fishing regulations.
- Worked with Fond du Lac band to develop fish harvest protocols on Lake Superior and coordinated ceded territory harvest declarations.
- Coordinated with staff from Voyageurs National Park on fish surveys on lakes within the park, and collaborated with park staff on Shoepack Lake muskellunge population estimate marking phase.
- Over 100 fisheries staff attended the annual meeting of the Minnesota Chapter of the American Fisheries Society to coordinate with partners from federal agencies academic institutions and others outside the agency regarding fisheries management and research projects.
- Coordinating with Forestry to review and comment on Forest Harvest Planning/Review.
- Updated the Lake of the Woods Fisheries Management Plan employing a 15 member Fisheries Input Group. Plan included management goals and objectives for Walleye, Sauger, Lake Sturgeon and Northern Pike.
- Initiated a process to update the Cass Lake Fisheries Management Plan employing a 15 member Fisheries Input Group. Plan included management goals for and objectives for Walleye, Yellow Perch, Northern Pike and Muskellunge.
- Conducted annual MN-Canada Border Waters meeting with Fisheries Managers from the Ontario Ministry of Natural Resources.
- Conducted annual Fisheries Tribal Coordination meetings with natural resources staff from Red Lake, Leech Lake and White Earth Indian Reservations.
- Conducted Red River Steering committee meeting. This is annual meeting to discuss fish management in the Red River basin with our agency counterparts in South Dakota, North Dakota and Manitoba.
- Conducted annual Iowa DNR border water meeting to discuss fish management, enforcement and regulations.
- Conducted annual South Dakota Game Fish and Parks border water meeting to discuss fish management, enforcement and regulations.
- Region 4 manager served as MN DNR steering committee member providing input and decisions on healthy farms, healthy streams, and healthy fishes as part of the NFHP – Fishers & Farmers Partnership by attending 2 face-to-face meetings and 3 conference calls annually.

Fish Management Expenditures for FY2019 (<i>\$ in thousands</i>)								
Fisheries Fund	Habitat Mgmt	Population Mgmt	Culture & Stocking	Planning & Coord	Educ & Outreach	Division Services	Dept Services	Fund Total
2200	3,502.4	13,220.7	5,102.0	5,641.2	1,657.7	1,973.7	3,031.4	34,129.3
2204	214.7	45.9	519.7	-	-	-	-	780.4
2209	377.8	1,114.0	2,466.8	4.4	0.1	-	387.5	4,350.4
2211	-	-	86.0	-	-	-	-	86.0
Total	4,094.9	14,380.6	8,174.6	5,645.6	1,657.8	1,973.7	3,418.9	39,346.1

Wildlife Management

1. Wildlife – Population Management

Activities to manage and monitor populations of big game, small game, furbearers, resident game birds, and migratory game birds including waterfowl in order to provide hunting and wildlife observing recreation, and to monitor and manage disease outbreaks as outlined in the DNR's mission.

A. Big Game Activities

Administer the big game seasons and regulations process so that seasons are supported by enforceable rules and that populations are maintained at appropriate levels supported by the public, as well as monitoring and managing big game health and disease.

Accomplishments:

- FY2019 was the first year of implementation for the Minnesota White-tailed Deer Management Plan (2019-2028); priority objectives accomplished included the establishment of a Deer Advisory Committee, use of social science (research on hunter and public attitudes about Chronic Wasting Disease [CWD] management), and updating the CWD response and management plan to support deer herd health.
- Fall of 2018 was the second year of mandatory testing for CWD in surveillance areas. The Wildlife Health Program coordinated mobilization of the entire Section of Wildlife to target surveillance in high risk areas associated with CWD positive deer farms and the CWD Management Zone (Deer Permit Area 603). A total of 8,040 wild deer were sampled in FY2019. Thirty-four additional deer tested positive for CWD. One opportunistically sampled wild deer tested positive for CWD in North Central Minnesota, resulting in additional targeted culling and sampling in the area as well as the identification of a second disease management zone (DPA 604).
- Managed the 2018 deer, elk, and bear hunts to provide hunting opportunities and biological benefit.
- Collected public comment on proposed changes to deer season with the intent of increasing opportunity and simplifying regulations for youth hunters.
- Continued implementation of the Moose Management and Research Plan.
- Completed the administrative rules for big game and revised the hunting synopsis to provide and communicate about big game hunting opportunities.
- Continued implementation of the 2016-2019 intermediate Strategic Elk Management Plan to guide elk population management and recreational opportunity through 2019. Implemented management strategies to stabilize current populations per 2016 legislative statute and intermediate Strategic Elk Management Plan.

B. Wild Turkey Activities

Administer the spring and fall turkey seasons and regulations process so that seasons are supported by enforceable rules so that populations are sustainable while providing quality hunting opportunities.

Accomplishments:

- Managed spring and fall turkey seasons, including the completion of the 2018-2019 Wild Turkey Harvest Report.
- Collected public input on proposed changes to turkey seasons, with the intent to implement supported changes as early as spring 2020.
- Supported habitat projects that benefit wild turkeys, including enhancing nesting cover, winter food development, and forest stand improvement.

- Developed two new monitoring projects to use hunter effort, efficiency, and harvest information to track trends in turkey abundance (i.e., an effort survey) and to implement a citizen science approach for annual monitoring of turkey reproduction (i.e., a brood survey). Both surveys will be implemented in calendar year 2020.

C. Waterfowl Activities

Collect and analyze results of waterfowl population survey data and prepare reports and publications so that information is available to assure that waterfowl population resources are available for hunting consistent with biological principles, state goals, and clearly written regulations.

Accomplishments:

- Breeding ground waterfowl population surveys conducted to inform wildlife enthusiasts and hunting season framework for the coming year.
- Waterfowl surveys were completed several times on several key fall migration areas in northern Minnesota. Provided reports on waterfowl habitat conditions, populations, and general hunting success to interested individuals by posting weekly reports on the DNR website to inform waterfowl hunters and enthusiasts of potential recreational opportunities. Manuscript submitted summarizing waterfowl counts/shallow lake condition.
- Research continued to evaluate mallard movements and nest cavity availability for forest waterfowl.
- Ongoing research evaluating amphipod stocking/abundance.
- Waterfowl banding activities for ducks (4,000+ banded) and geese (3,000+ banded) to assess harvest rates and survival rates.
- Draft Duck Action Plan initiated.

D. Wildlife Registration Activities

Manage the state's wildlife registration systems so that accurate and timely information is available to make sound season management decisions.

Accomplishments:

- Continued to register deer, bear, and turkeys through the ELS system to inform management decisions and report to the public.
- Registered the take of fisher, marten and bobcat for population modeling and to inform the public.

E. Other Activities

Administer other wildlife hunting seasons and regulations processes so that seasons are supported by enforceable rules and so that populations are maintained at appropriate levels supported by the public as well as monitoring and managing wildlife health.

Accomplishments:

- Collected public comment on proposed changes to the furbearer season and use of breakaway snares to minimize capture of non-target animals with the intent to implement season changes in FY20.
- Commented on USFWS proposal to remove gray wolves from the list of threatened or endangered species under the Endangered Species Act.
- Worked with the Wildlife Health Program to provide additional information on Chronic Wasting Disease response in the 2019 Hunting and Trapping Regulations Handbook and on the DNR website.
- Collected public input on proposed changes to permanent rule and worked with staff throughout the Division to prepare for implementation in FY20.

- Continued to collect detailed information on non-target trapping incidents involving domestic animals and worked with stakeholders to develop public information aimed at minimizing the occurrence of these incidents.
- Maintained special regulations that allow opportunities for limited hunting, trapping, wild ricing or bird watching on 16 state game refuges. In total, there are 48 state game refuges with similar opportunities.

2. Wildlife – Habitat Management

Activities to establish, improve and maintain wildlife habitat on the 1.3 million acre network of state Wildlife Management Areas (WMAs), on the state's shallow lake resources, and on other public and private lands through resource assessment, technical guidance and through active management of grasslands, forests, brushlands, and wetlands to protect habitats and to provide food, water and shelter for native, migrant and other featured wildlife species.

A. Grassland Habitat Management Activity

Management of wildlife habitats in the Prairie and Aspen Parklands ecological provinces of Minnesota includes restoring and enhancing prairie and other grasslands on WMAs through practices such as prescribed fire and conservation grazing, as well as other DNR and non-DNR public lands, controlling invasive species, managing food plots and cooperative farming agreements, and developing winter cover plantings. These activities collectively provide improved wildlife habitat for a range of game and non-game species, as well as pollinators. Habitat loss and fragmentation, wildlife exposure to insecticides, declines in species diversity, degradation of soil and water resources, and invasive species are immediate threats to our grassland system.

Accomplishments:

- Continued refinement of pheasant habitat complexes.
- 4,630 acres of noxious weed control on 276 WMAs as required by law.
- 1,821 acres of food development on 231 plots to provide winter food resources for wildlife.
- 19,607 acres in 548 cooperative farming agreements to provide winter food and cover, and to enhance habitat for wildlife.
- 21,435 acres in 182 prescribed burns to enhance the quality of grassland habitats for wildlife.
- 102 acres of woody cover development on 13 plantings to provide winter cover for wildlife.
- 4,029 acres of prairie/grassland establishment on 171 WMAs to provide habitat for grassland wildlife.
- 4,107 acres of woody vegetation removal on 151 WMAs to enhance the quality of grassland habitats for wildlife.
- 11,494 acres of conservation grazing on 43 WMAs to enhance the quality of grassland habitats for wildlife.
- 747 acres of other grassland management activities (e.g., inter-seeding, invasive species management and mowing not associated with establishment) on 44 sites to enhance the quality of grassland habitats for wildlife.

B. Forest Habitat Management Activity

Management of wildlife habitats in forested areas of Minnesota includes forest and open brushland management activities on WMAs, state forests, and other public lands. This activity is needed to mitigate habitat loss, fragmentation, and degradation that are identified as the primary challenges facing forest wildlife. Almost one third of the state's 292 species in greatest conservation need inhabit forests. See the Technical Guidance Program section for additional details on forest planning efforts. Program expenses contributed to the following outcomes.

Accomplishments:

- 26,868 acres in 37 brushland prescribed burns to enhance the quality of brushland habitats for wildlife.
- 3,201 acres of brushland management on 49 sites to enhance the quality of brushland habitats for wildlife.
- 1,755 acres in 18 forest prescribed burns to enhance the quality of forest habitats for wildlife.
- 418 acres of forest opening management on 193 openings to enhance forest habitat for wildlife that thrive on small forest openings.
- 3,398 acres of forest stand improvements on 225 sites to enhance forest habitat for wildlife.

C. Wetland Habitat Management Activity

Management of wetland wildlife habitats involves the restoration of drained wetlands, maintenance of existing wetlands by replacing water control structures, managing water levels, maintaining dikes and structures, and the improvement of aquatic habitats by seeding desirable aquatic plants, installing fish barriers, reduction of undesirable fish populations and installing nesting structures. This activity is needed to combat obvious wetland loss and the poor quality of remaining wetlands. Only 20 percent of prairie wetlands are considered to be in good habitat condition due to invading plant species, undesirable fish, and excessive water levels. Increased private land drainage is exacerbating the problems. Additionally, there are more than 700 DNR water management structures and over one-third of them are over 30 years old. Future work should focus more resources on active management of wetlands and addressing the backlog of work to maintain or replace water management structures.

Accomplishments:

- 140,927 acres of wetland habitat maintenance on 476 basins to enhance wetland habitat for wildlife.
- 1,481 nest structures maintained on 346 basins to provide nesting habitat for wetland wildlife.
- 89 acres of wetland restored on 56 basins to provide new habitat for wetland dependent wildlife.
- 17,426 acres of wetlands impacted by wetland water control work on 55 basins to enable wetland habitat enhancement for wildlife through water level manipulation.
- 13,706 acres of wetland enhancements on 69 basins to enhance wetland habitat for wildlife.
- 40,710 acres on 143 wild rice lakes were actively managed to improve conditions for wild rice for the benefit of wetland wildlife that utilize wild rice stands. This includes work done through funding provided to Ducks Unlimited and by Area Wildlife staff. Additional wild rice work was done as part of the wetland habitat maintenance and wetland enhancement work shown in the previous bullets.

D. Private Land Habitat Management Activity

Primary emphasis is habitat management through coordinating with agencies and organizations which influence private lands programs so the DNR's contribution can be leveraged, efficient and effective. The accomplishments listed below are results where DNR contributed directly to those efforts whereas coordinated efforts are tracked in hours in Section G. Technical Guidance Activity. An additional \$70,000 was provided to the Farm Bill Assistance Partnership (FBAP), which is a joint effort between DNR, the Minnesota Board of Water and Soil Resources, Pheasants Forever (PF), Minnesota Association of Soil and Water Conservation Districts (MASWCD), the Environmental and Natural Resources Trust Fund, and the Natural Resources Conservation Service that places staff in the local USDA Service Center to actively engage landowners in conservation programs that benefit wildlife.

Accomplishments:

- 1,096 acres of food plots to provide winter food for wildlife.
- 73 acres of grassland development to create new grassland habitat for wildlife.

- 427 acres of prescribed burning to enhance habitat for wildlife.
- 21 acres of wetland development to enhance habitat for wildlife.

E. Habitat Assessment Activity

Resource assessment includes efforts to inventory, assess and map aquatic and terrestrial wildlife habitat and to create and maintain digital databases for information management. Expenditures include: digital information management, mapping, wildlife resource assessment and wildlife lake assessments.

Accomplishments:

- 79,670 acres of wildlife lake assessments on 189 lakes to identify needs for shallow lake enhancement for wildlife.
- Assessment and monitoring of plant species and structural diversity on prairie restorations and conservation grazing sites.
- Assessment of habitat use of sharp-tailed grouse.
- Assessing the value of permanently managed wildlife openings for American woodcock.
- Continued assessment of the nesting and brood-rearing habitat use of ring-necked pheasants on WMAs.
- Assessment of (and dissemination of results related to) wildlife exposure to pesticides, particularly neonicotinoids and soybean aphid insecticides, in the farmland region.

F. Land Acquisitions Activity

Wildlife Management Areas (WMA) are part of Minnesota's outdoor recreation system and are established to protect those lands and waters that have a high potential for wildlife production, public hunting, trapping, fishing, wildlife watching and other compatible recreational uses.

Accomplishments:

- Acquired a total of 6,795 acres by gift or purchase in FY2019 to add to WMAs to provide wildlife habitat and recreational opportunities, summarized as follows:
 - 2,218 acres in the prairie zone – species benefited include ring-necked pheasant.
 - 890 acres in the northern forest zone - species benefited include sharp-tailed grouse.
 - 833 acres in the metro/deciduous transition zone – species benefited include waterfowl.
 - 92 acres in the southeast forest zone - species benefited include wild turkey.

G. Facility Management Activity

Management responsibility for over 1.3 million acres in more than 1,440 units of state WMAs and on other non-WMA public lands open to public outdoor recreation requires the development and maintenance of infrastructure such as roads and trails, access roads, parking lots, fences and gates, hunter blinds, wildlife observation structures, and the management of boundaries and information signs. Land and user protection involves sealing open wells and cisterns, and cleaning up dumps and building sites on acquired lands.

Accomplishments:

- 1,064 miles of access management on 413 units to improve access to WMAs.
- 183 miles of access management on 32 units to improve access to other non-WMA public lands.
- 2,423 facilities managed on 812 units to guide users on the proper uses and to protect wildlife habitat resources on WMAs.
- 456 miles of boundary managed on 228 units to inform users of locations of WMA boundaries.
- 181 miles of boundary managed on 14 units to inform users of locations of boundaries on other non-WMA public lands.
- 54 sites on 36 WMAs managed for site/building cleanup/well sealing to enhance habitats on WMAs and to protect wildlife resource and users from contamination or other potential hazards.

3. Wildlife – Technical Guidance, Planning and Coordination

Although Minnesota's WMA system is one of the largest and best in the nation, most wildlife habitat exists on private and public land administered by other agencies or DNR Divisions. Providing technical guidance on effective wildlife population and habitat management principles and techniques to these other land administrators is essential for improvements to wildlife-related resources throughout the state. Also, planning and coordination efforts with conservation groups, Area Wildlife Managers, other DNR disciplines, other government agencies, and other land and water management organizations regarding the improvement of wildlife habitat can increase efforts by all entities when work is accomplished with common goals. This is especially significant for forest wildlife species. DNR completed a 10-year Sustainable Timber Harvest Analysis and began implementation on a new approach on DNR-managed forest lands. Also, maintaining wildlife populations within social carrying capacity (the level at which human communities will tolerate wildlife populations) and assisting landowners at dealing with nuisance wildlife and with damage caused by wildlife is critical to maintain public support for wildlife and wildlife habitat.

Accomplishments:

- In the Citizen Oversight Report on Game and Fish Fund Expenditures FY2015 the BOC's first recommendation in the "Top findings and recommendations" was to complete a deer management plan by the end of 2017. After the Office of the Legislative Auditor's completed their review of the DNR's deer management program, we finalized and began implementation of Minnesota's first statewide deer management plan. See section 1. A. Big Game Activities above for additional information.
- Completed an update to the Surveillance and Management Plan for Chronic Wasting Disease and implemented recommended strategies through rulemaking for FY20 (also reported in Section 1.A.).
- Forest habitat planning continues to be a significant interagency effort and an opportunity for Wildlife staff to influence forest management to benefit wildlife. Wildlife staff spent 13,718 hours improving forest wildlife habitat on non-WMA forested public land through planning and coordination efforts. Much of that time was spent on High Conservation Value Forests, Lowland Conifer Old Growth, and the Sustainable Timber Harvest Analysis and Implementation.
- Wildlife lake technical guidance continues to be an opportunity for Wildlife staff to influence lake management within and outside the agency to benefit shallow lake dependent wildlife. Wildlife staff spent 7,084 hours providing information on enhancing wildlife lake habitat.
- Wildlife staff spent 7,202 hours on interagency technical guidance including urban management for wildlife values.
- Private land technical guidance on which staff spent 926 hours, helps landowners improve wildlife habitat on private land.
- About 3,458 hours were spent assisting private landowners and other land managers with wildlife damage.
- Continued implementation of the Elk Plan as reported in section 1. A. Big Game Activities above.
- Continued implementation of the Moose Management and Research Plan as reported in section 1. A. Big Game Activities above.
- Consistent with Top Finding #3 from the FY2015 BOC report, DNR Wildlife continued development of Major Unit plans. During FY2019, work continued on management plan updates for multiple WMA major units: Whitewater, Red Lake and Mille Lacs. Management plans are being coordinated by a specialist leading the effort and are being done in a staggered fashion. The Whitewater plan was worked on and is nearing completion. The Red Lake plan was initiated at the beginning of the year and is about half way to completion. And the Mille Lacs plan was initiated late in the year. These important WMA unit plans will guide management into the future.
- Continued efforts to coordinate with partners and implement the 2015 Pheasant Action Plan.

- Engaged Tribal Government partners, key stakeholders, and the public on development of 2020-2023 Duck and Pheasant Action Plans.

4. Wildlife – Education and Outreach

All efforts that provide routine general information to individuals or groups about seasons, DNR policy or general wildlife and recreation information. Also includes publications and printing costs intended for the public including the Hunting & Trapping Regulations handbook, brochures, news releases, etc.

Accomplishments:

- Provided electronic information and technology access to persons with disabilities in compliance with state and federal statutes. This included electronic versions of the Hunting and Trapping and Waterfowl Regulations handbooks
- Provided online access to information and application for Other Power-Driven Motorized Devices permits issued by the Department. Wildlife issues more of these permits than any other Division for access to State Wildlife Management Areas thereby continuing our commitment to making the outdoors accessible to as many people as possible.
- Continued to update online tools to share information on deer permit areas, populations and license requirements.
- Continued commitment to using plain language in high-profile public documents, such as hunting regulations
- Participated in state and county fairs to reach non-traditional constituents that may have interest in our programs and policies, but would not normally seek out information.
- Developed brochures, news releases, and synopsis of regulations and seasons to inform the public.
- Represented the DNR at wildlife and hunting-oriented events, such as annual Game Fair, to give us opportunities to engage our traditional clientele one-on-one about our activities.
- Represented the DNR at other public events, such as the State Fair and Farm Fest, to engage non-traditional clientele.

Wildlife Management Expenditures for FY2019 (\$ in thousands)							
Wildlife Fund	Habitat Mgmt	Population Mgmt	Planning & Coord	Educ & Outreach	Division Services	Dept Services	Fund Total
2200	13,109.7	6,374.3	2,143.5	1,300.6	598.5	3,031.7	26,558.3
2201	354.0	562.1	-	-	0.1	-	916.2
2202	228.5	347.6	0.9	-	119.6	-	696.6
2203	294.5	102.7	-	3.1	-	-	400.3
2205	428.0	29.8	0.4	-	-	-	458.2
2206	41.6	-	-	-	-	-	41.6
2207	1,063.6	0.3	-	-	-	-	1,063.9
2208	167.5	-	-	-	-	-	167.5
2209	1,983.6	1,347.6	11.5	18.4	538.5	387.5	4,287.0
2213	-	310.6	-	-	-	-	310.6
Total	17,671.0	9,075.1	2,156.2	1,322.1	1,256.7	3,419.2	34,900.2

Fish and Wildlife – Outreach

1. Outreach - Marketing

Marketing efforts are aimed to retain existing license holders, reduce lapse rates over the life cycle of a customer, and increase hunting, fishing and trapping license sales overall. Outreach also recognizes the importance of creating sustainable efforts as multiple touch points are needed for best recall and action from a customer. Through analyzing license sales data, strategies are created to encourage license purchase and discourage lapsing. This includes collaborating with external partners to market and promote hunting and fishing in Minnesota. Based on research of participation decline, the target market of the hunting and fishing license promotions are new, existing, and lapsed license holders in the age cohort of 25-44 years old.

The marketing coordinator is also working in conjunction with the project for the Electronic Licensing System. Serving as a liaison for specifications to increase customer centered marketing logistics. These may include automated email reminders, customer friendly online purchasing ‘carts’ of past purchases and encouraging upsells of other license options.

A. Direct email promotion of license seasons

Worked to retain and reduce lapse rates of license buyers by encouraging a license purchase at the beginning or during of a season including the opportunity to purchase a lifetime license.

Accomplishments:

- Seasonal direct emails (no cost) were sent through our Electronic Licenses System vendor to past licensed hunters and anglers encouraging them to purchase a license for the new license year. Emails for this FY include seasonal themes of: spring turkey hunting, fishing, and deer hunting. Spring fishing emails increased online sales of resident individual angling license by 85% from last year during the same time period. Other emails were not tracked.
- In February when the new license season starts, an ELS reminder email was sent to ages 50+ encouraging them to purchase a lifetime license. Resident Individual Lifetime angling sales remain consistent from last year, while non-resident lifetime angling licenses are seeing a slight increase.
- A partnership with Recreational Boating and Fishing Foundation’s Take Me Fishing (TMF) trademark campaign was developed as a co-brand with DNR and TMF national campaign. A total of \$50,000 was invested in the campaign from May 1, 2019 – June 30, 2019: \$10K creative, \$6.5K targeted demographic emails, \$23.5K digital display, \$10K paid search, \$10k paid social. Paid Search alone generated \$321,361 in revenue with a \$10K investment in this tactic. That’s over a 3,000% ROI.

B. Promotion of license seasons- non-direct

Advertising to raise awareness of hunting and fishing seasons through out-of-home media promotions within Minnesota.

Accomplishments:

- For alignment with other email efforts, the reach of the marketing budget targeted promotions for spring turkey, and fishing.
- A professional marketing contract with Ron Schara productions ran DNR spring turkey TV commercials developed in partnership with Explore Minnesota Tourism last year. These ads ran on MN Bound leading up to the spring turkey season. Digital ads also ran on MNBound.com
- A print and digital advertorial campaign was also run with Midwest Hunting and Fishing Magazine. This included a written article on MN Fishing around the state and promoted the DNR Lake Finder application. The approaches above are difficult to track but allow top of mind promotion in active hunting and fishing publications, with an object to keep customers from lapsing.

C. *Agreements and partnerships*

This year a new approach was utilized to promote fishing through outside partnerships. Explore Minnesota Tourism continues to promote past marketing resources for hunting and fishing in Minnesota and many regional tourism associations continue to carry the banner of FAW recreation in their areas. This year an effort to add video to the mix was established with monthly Take Me Fishing blogs and supporting videos on how to fish for various species in Minnesota.

Accomplishments:

- Utilized tourism outlets for promoting spring turkey and trout fishing in the state of Minnesota continues.
- Seven blogs and six videos were produced in-house. Topics were; slip bobbers for sunfish, slip sinkers, Carolina rig, Lake Finder and reading lake contour maps, crankbaits and muskie fishing lures. These blogs and videos are posted to TakeMeFishing.org/Minnesota and shared and promoted socially on DNR media.
- Additionally, a contract was done with a professional photographer to capture more family and females in the field. These additions will allow DNR to better promote the family and female connection to hunting and fishing.

D. *Goodwill (no cost) partnerships for license hunters/anglers*

Partner with external efforts that cross customer bases with hunting and fishing to gain benefits for license holders and cross promote hunting and fishing in new venues. These efforts do not cost the agency.

Accomplishments:

- Formal partnerships continue for licensed hunters and anglers with Twins baseball for discount tickets, and a hat giveaway.
- This year a print advertisement was placed in the Major League Souvenir Yearbook for the Twins. This magazine is sold at games throughout the baseball season. This ad promoted the DNR's event calendar that shares events, public engagement and hunting and fishing seasons.
- A new partnership was created with Minnesota United Soccer for the opening season in their new stadium. Discount tickets to select games were available for those with a hunting or fishing license.

2. Outreach – Hunter/Shooter Recruitment and Retention

A. *National Archery in the Schools Program (NASP)*

NASP is a two-week program designed to introduce elementary, middle, and high school students to recreational archery as a lifelong activity. The activity supports the Awareness, Interest, and Trial stages of the Conceptual Adoption model of hunter/shooter recruitment and retention. Research by Responsive Management indicates that 33% of students participating in NASP leave the program with a greater interest in hunting. In addition to the basic NASP Program, 3-D Archery was introduced in each DNR Region of the State.

Accomplishments:

- Recruited 34 new programs to NASP, NASP 3-D Archery and Archery in the Parks Program that break down as follows:
 - 18 new schools enrolled in NASP program, 479 new students introduced to basic archery through the NASP program.
 - 36 new teachers trained as NASP Basic Archery Instructors.
 - 37 schools participated in the state tournament in Duluth, MN.
 - 1532 youth shot the bullseye tournament: 805 males, 727 females.

- 3 new state parks joined the Archery in the Parks program.
- 16 new 3-D archery grants awarded to start the 3-D Shooting Program.
 - 539 youth shot at the 3-D archery tournament for MN NASP participants: 286 males, 253 females.
- 5 youth firearms safety classes were conducted by the Shooting Sport Coordinator reaching 90 Minnesota youth ages 11 to 17.

B. Mentored hunts for youth and families and “Learn to Hunts” for “new to hunting” adults

Providing special mentored or “Learn to Hunt” programs are a best practice in hunter recruitment, retention, and reactivation. These activities support Awareness, Interest, Trial, and Continuation with Support stages of the Outdoor Recreation Adoption Model. Pre/Post evaluations of adults participating in our “Learn to Hunt” programs show that 100% of the adults leave the programs with greater skills and knowledge and are better prepared to become hunters if they so choose.

Accomplishments:

- Worked closely with Backcountry Hunters and Anglers and Minnesota Deer Hunters Association to plan and deliver an Adult Learn to Deer Hunt program that took place in three locations around the state for 17 new, 5 second year students, and 4 third year students.
- Provided new-to-hunting adult participants with a comprehensive introduction to hunting and participation in a mentored hunt to demonstrate their acquired skills and knowledge. We conducted pre/post student evaluations.
- Conducted 17 mentored youth deer hunts in state parks and other public lands that reached 225 youth.
- Conducted 24 youth and adult mentored turkey hunts in partnership with National Wild Turkey Federation that reached 101 youth, 55 adults, 28 families and 53 veterans across the state.

C. Trap Shooting Range Development and Rehabilitation

As provided by 2014 and 2015 Minnesota Session Laws, the DNR is providing cost-share grants to local recreational shooting clubs for up to 50 percent of the costs of developing or rehabilitating trap shooting sports facilities for public use.

Accomplishments:

- \$423,719 provided in grant funding to develop, expand, enhance and/or rehabilitate 21 trap shooting facilities (\$223,050) and 15 Non-Trap Ranges, Rifle, Pistol or Skeet (\$200,669) in Minnesota.

Session Laws:

- Session Laws of 2014, Chapter 312, Article 12, Section 6, Subdivision 5
- Session Laws of 2014, Chapter 312, Article 13, Section 41
- Session Laws of 2015, Special Session 1, Chapter 4, Article 3, Section 3, Subdivision 6

D. Governor’s Deer and Pheasant Openers and Mentored Turkey Hunt

- DNR staff continue to be heavily involved in coordinating the Governor’s Hunting Openers in partnership with Explore Minnesota Tourism, host communities and non-profit organizations, including Minnesota Deer Hunter’s Association, Pheasants Forever and National Wild Turkey Federation. In FY2019, the following events took place and included multiple outreach activities to engage the local community:
 - Governor’s Deer Hunting Opener, Hinckley, MN
 - Governor’s Pheasant Opener, Luverne, MN
 - Mentored Turkey Hunt with the Governor and DNR Commissioner, Northfield, MN

3. Outreach – Becoming an Outdoor Woman/Becoming an Outdoor Family

A. BOW Weekend Workshops

BOW Weekend workshops are held twice yearly. The goal of these workshops is to introduce women to outdoor skills in hunting, fishing and non-consumptive sports in a supportive and non-intimidating environment. This program supports the Awareness, Interest and Trial stages of the Conceptual Adoption model of angler/hunter recruitment and retention.

Accomplishments:

- Two workshops were held in cooperation with Environmental Learning Centers.
- Winter workshop was held at Audubon ELC with 59 women.
- Fall Workshop was at Wolf Ridge ELC, a new site for BOW, with 75 women.
- Superior Hiking Trail Executive Director spoke on the Superior Trail at Fall workshop.
- USFWS staff provided a talk on pollinators at Winter Workshop.
- BOW coordinated with volunteers to serve as program instructors, and assistants.
- Post evaluations indicate 100% of the women were motivated to continue their new found sport in hunting, fishing and/or non-consumptive sports.
- Post evaluations indicate 100% of the women at both workshops said they would take another BOW workshop based on their experience at the workshop they attended.

B. Beyond BOW Programs

The goal of the Beyond BOW class is to provide women additional opportunities to learn outdoor skills related to hunting, fishing and non-consumptive sports. BOW strives to adopt the best practices methods for recruitment and retention when adding new classes, utilizing a scope and sequence methodology. BOW works cooperatively with outside agencies and sports groups, internal DNR staff, and volunteers to provide programming to women. Programs range from one-day program, series events to mentored weekend events. These activities support Awareness, Interest, Trial, and Continuation with Support stages of the Conceptual Adoption Model of angler/hunter recruitment and retention.

Accomplishments:

- In FY2019 BOW offered 54 Beyond BOW women classes reaching 453 participants. Many of these classes are conducted with internal and external partners.
- Cooperatively work with volunteers to offer classes for women.
- Cooperatively worked with Three Rivers Park District classes for women.
- Cooperatively work with MN State Park Naturalists to offer “Women in the Parks” Series classes for the sixth year. Parks include Afton, Fort Snelling, and Whitewater State Parks.
- Cooperatively work with MN Steelheader’s Association, Land of Lakes Bowfishing, Dark House Association, DNR staff and pro-anglers to offer fishing programs.
- Cooperatively work with North Country Chapter of Safari Club International, A-1 Archery and Chilakoot Bow hunters to offer archery series & bow hunting series for women.

C. Becoming an Outdoor Family Weekends & Events

The BOW program expanded to offer family programming in 2006. Since then the number of classes have increased with external partners. The goal of the family program is to offer families an opportunity to learn outdoors sports related to hunting, fishing and non-consumptive sports, as a family unit. Programs range from one day programs to weekend events. These activities support Awareness, Interest, and Trial stages of the Conceptual Adoption Model of angler/hunter recruitment and retention.

Accomplishments:

- BOW hosted two family weekend workshops in FY19 cooperatively with Eagle Bluff ELC geared toward those with children ages 6 and older, 110 participants were reached.
- BOW worked cooperatively with ELC's and Three Rivers Park to offer 28 family programs reaching 414 participants for FY19.

4. Outreach – Diverse Communities

A. Outreach to SE Asian Organizations and populations

The MN DNR Southeast Asian program works with community organizations statewide to disseminate information and facilitate outdoor recreation amongst various Southeast Asian Populations including the Hmong, Karen, Burmese, Karenni, Nepali, Chinese Lao, and others. In the spring of 2019, FAW Outreach was able to hire a temporary staff person that speaks fluent Karen to build capacity and develop fishing education programs within the Karen community.

Accomplishments:

- Firearm Safety Trainings: total of five classes (Hmong and Karen students) with 250 students participated, successfully passed the test and have been out hunting with a parent.
- Hunting workshops: six small workshops with 30 participants for small game and big game. Topics included license, daily limit, trespass, legal guns, tree stand and hunting public lands, such as WMAs, state forest and federal land.
- Hmong Radio and TV programs: one fishing and two for small and big game and one on CWD that included rules and regulation changes, safety issues, trespass issues, daily limit, season dates, and blaze orange requirements. Typical radio programs were 90 minutes with an average reach of 3-4,000 listeners.
- Fishing Presentations: 14 different fishing presentations with schools, community organizations, and churches with at least 382 participants. The majority were Karen and Karenni, but other ethnicities also participated.
- Fishing Trips: 10 different fishing trips with schools, community organizations, and churches with at least 326 participants. The majority were Karen.
- Daily phone calls, emails, and office visits: handle approximately 800 to 1,000 annual interactions including topics such as hunting and fishing information, trespass laws, maps, firearm safety problems, citation or violation ticket, gun information, season dates, early deer seasons, CWD special hunts, party hunting, legal shooting hours, and tree stands on public lands.

B. Outreach to Latino Organizations and populations

The MN DNR Latino Outreach program works with community organizations statewide to disseminate information and facilitate outdoor recreation amongst various Latino Populations from Mexico, Ecuador, Peru, Belize, Guatemala, Colombia, Venezuela, Puerto Rico, Costa Rica and the Dominican Republic.

Accomplishments:

- Partners: Four Latino partner organizations (Casa de Esperanza, Urban Ventures, Father Project and Boy Scouts of East St. Paul) all have established year around sustainable fishing clubs.
- Fishing workshops: Twenty workshops with an average of 40-50 participants per fishing workshop. Topics included; how to purchase a fishing license, daily fish limit, possession, safety and where to fish.

- Digital content: The DNR partnered with and awarded a grant to MLatino Media to deliver fishing and hunting content in Spanish through multiple newsletters and video content to the Latino community. The MN DNR Latino Outreach section had a major role in the creation and development of the DNR's first, "How to buy a fishing license" in Spanish.
- The MN DNR Latino Outreach section hosted the first ever Latino Community Open House at DNR Headquarters. This was an opportunity for local Latino residents and Latino partner organizations to learn more about the MN DNR's outreach efforts. Topics included; Meet and talk to a conservation officer, learn more about fishing, license sales, and State Park Naturalist and "I Can" programs. A total of 175 people attended the event and 17 new Latino families purchased fishing licenses.

5. Outreach – Angling Recruitment, Retention and Aquatic Education

A. MinnAqua Program

MinnAqua is Minnesota's fishing and aquatic education program. We partner with community organizations, schools, and angling groups that want to teach adults or youth how to fish and protect aquatic habitat. MinnAqua coordinates fishing skills instruction and support for beginning anglers so they develop the confidence and knowledge necessary for a lifetime of fishing and water stewardship.

The MinnAqua *Fishing: Get in the Habitat!* curriculum includes 39 lessons that help teachers and other leaders introduce youth to fishing, aquatic ecosystems, and water conservation. Lessons can be viewed at https://www.dnr.state.mn.us/minnaqua/leadersguide/lg_online/index.html.

Instead of delivering public programs, the two MinnAqua specialists build capacity through partnerships with organizations that will deliver their own fishing and aquatic education programs, such as the YMCA Twin Cities. We also continued a partnership with DNR Parks and Trails that supported eight Naturalist Corps-MinnAqua interns who taught *I Can Fish!* programs in eight state parks during summer 2019.

Accomplishments:

- In calendar year 2018, 69,052 participants reached through MinnAqua, area office liaisons, partners, volunteers, and Fishing in the Neighborhood (FiN) aquatic/fishing education programs.
- 175 new educators trained, including Fisheries staff, volunteers, college students, formal and informal educators.
- In partnership with Minnesota State Parks and Trails, MinnAqua trained 21 summer interns, staff, and volunteers to teach *I Can Fish!* programs in or near state parks.
- Coordinated youth education programming for 60 fifth-grade students in the Albert Lea Area as part of the 2019 Governor's Fishing Opener. Each student received instruction, including aquatic education lessons during classroom visits, and learning activities during the Youth Fishing Education Day event.
- Developed and produced new aquatic education materials and tools including:
 - Materials for interpreting changes in Mille Lacs and other large lakes.
 - Training and coordination to teach college students how to lead fishing and aquatic education lessons for youth.
 - Development and purchase of educational materials for fisheries offices and other outreach locations, including a revision and reprinting of 30,000 copies of Pier Notes.
 - Printed and distributed 60,000 copies of the popular *Fishes of Minnesota* poster.
- In partnership with FAW Outreach in calendar year 2018 Minnesota State Parks offered 343 *I Can Fish!* and fishing education programs for 8,739 participants.
- Outreach supplied fly combos and other equipment for the 22 participants at the 2019 Beginners Youth and Adult: Mentor Fly-Fishing Weekend, which was led by Parks and Trails staff this year.

6. Outreach – Communications

The program provides comprehensive communications services and assistance for the Fish and Wildlife Division. FAW communications strives to create opportunities for our audiences to understand why, how and where Fish and Wildlife Division activities and actions benefit the resources it manages. Objectives are to deliver accurate, timely, relevant, and easily understood information about hunting, fishing and trapping seasons; habitat and species conservation; habitat acquisition; fish and wildlife research; and hunting and angling recruitment and retention.

Statistics are included about DNR news releases, website views and social media. News releases in this report are issued to media members statewide and the public, all of whom must sign up to receive them. They are also posted on the DNR website. In total, there are about 25,000 recipients of DNR statewide news releases.

Communication staff manage four social media accounts: two each on Twitter and Facebook. Use of multiple communications modes recognizes the varied nature of how audiences receive information as well as differing levels of interest and knowledge about division activities and the recreational opportunities they present.

A. 160+ Annual news releases

- Releases are issued for the wildlife section, fisheries section, outreach section and license center. The majority of news releases are prepared for wildlife and fisheries.

B. DNR website

Hunting

- Visitors: 1,643,747
- Pages & sections with 100,000 or more visitors: deer, hunting seasons, waterfowl, licenses, regulations, turkey

Fishing

- Visitors: 1,041,992
- Pages & sections with 100,000 or more visitors: licenses, seasons, regulations

C. Social media

Facebook

Minnesota Wildlife

- Likes: 7,675
- Followers: 8,058

Minnesota Fishing

- Likes: 11,507
- Followers: 12,067

**Followers allow our posts to appear on their Facebook news feeds. Note that being a follower does not guarantee that our posts appear in a user's news feed. Engagement estimates of the percentage of followers who actually see a page's posts range from 2-10 percent.*

Twitter

Minnesota Wildlife

- Followers: 2,046

Minnesota Fishing

- Followers: 2,845

** Followers subscribe to the tweets we issue, which means that they will see those messages in their Twitter feeds.*

D. Weekly E-newsletters

Minnesota Wildlife

- Subscribers: 36,585

Minnesota Fishing

- Subscribers: 43,866

E. Internal Communication Guidance, Assistance and Tools

The information program staff provide communication services, issues management and public/media relations support, advice and guidance. Our work is intended to allow division and department staff and leadership to optimally utilize traditional, emerging and new communication methods, mediums and channels. This fosters public and stakeholder awareness and understanding of how division and section programs and activities create a science-based approach to management of fisheries, wildlife and habitat that results in sound natural resource conservation and unmatched outdoor recreation opportunities.

7. Outreach – Recruitment, Retention and Reactivation (R3)

Minnesota is part of the national effort tagged as R3 – recruitment, retention and reactivation. This effort is focused around research findings, study results and understand how to build education and skills programs that meet objectives to bring new and lapsed users into the field and onto the water. The focus is to move beyond ‘one and done’ programs and reach out to new audiences.

A. Capacity-building grants

Accomplishments:

- Closed out 21 R3 Grant Program Round Two and Three projects:
 - Over \$250,000 to 21 projects throughout Minnesota
 - 2,972 total participants
 - 180 programs and/or events
- Continue to monitor Round Four of R3 Grant Program:
 - Awarded \$150,000 to 10 projects throughout Minnesota.
 - \$35,000 awarded to mentorship programs.
 - \$75,000 awarded to projects providing instructional fishing courses.
- Announced, accepted and evaluated applications for Round Five of R3 Grant Program, 22 projects selected for funding totaling \$382,000. Over \$540,000 in requested funds.

B. Commissioner’s Council initiative to effectively deliver R3 programs.

Accomplishments:

- Put out a call for applications and finalized 21 individuals out of 92 applicants to serve on the Minnesota R3 Council.
- Minnesota R3 Council met quarterly in January, April, July, and October of 2019.

- Expanded our pilot mentor training to other partner organizations like Backcountry Hunters and Anglers, and Minnesota Deer Hunter's Association. Through October, 2019, we have trained approximately 60 new hunting mentors.
- Distributed the R3 Toolkit, which has been recognized nationally.
- Restructured the Minnesota DNR web pages to promote and support an efficient and straightforward organization of how to hunt and fish as well as MN DNR and partner hunting and fishing events across the state.

Outreach Expenditures for FY2019 (<i>\$ in thousands</i>)								
Outreach Fund	Fishing R3 & Aquatic Ed	Hunting R3 & Wildlife Ed	Marketing	Communica- tions	Grants	Division Services	Dept Services	Fund Total
2200	654.2	722.9	118.9	287.6	419.0	1.1	189.4	2,393.2
2209	9.8	327.8	90.9	0.0	4.7	-	24.0	457.2
Total	664.0	1,050.7	209.9	287.6	423.7	1.1	213.4	2,850.4

Fish & Wildlife – License Center

1. Electronic Licensing System

The DNR contracts with a third-party vendor to handle the day-to-day operation with additional support provided by the DNR License Center. Monthly payments to the contract vendor cover costs of terminal use, paper used to print licenses and permits, a 24-hour technical support phone line, and use of the vendor's host computer. Nearly 2.7 million licenses, permits, stamps, passes, and license validation transactions were processed through ELS, generating \$66.4 million in revenue for the year.

A. Hunting/Angling license sales

Accomplishments:

- Provided 1,816,626 licenses serving 1,227,011 hunting and angling enthusiasts.
- Distributed over 1,750,000 copies of hunting and angling regulation brochures to support end users with their recreational experience.
- Processed approximately 100,000 lottery applications worksheets for interested parties and sent winner notices to parties selected so they can proceed with necessary requirements.
- Publicized special hunts as announced and coordinate sale of permits. Wildlife management determines the need for special hunts. A special hunt may extend a particular season, add a new harvest season or increase the harvest of a species in a geographic location.

Fiscal Year License Sales

Type	2010	2011	2012	2013	2014	2015	2016	2017	2018	2019
Angling	1,175,172	1,198,760	1,086,392	1,094,095	1,158,156	1,181,336	1,143,699	1,144,788	1,123,042	1,020,944
Deer	618,362	608,093	619,081	622,274	621,627	596,693	610,566	608,341	594,435	694,193
Small Game	279,329	302,915	283,913	282,800	259,289	260,797	255,727	249,852	238,651	224,123
Sports	179,755	156,374	169,875	158,905	161,165	158,518	152,469	148,423	141,845	133,816

Fiscal Year Stamp Sales

Type	2010	2011	2012	2013	2014	2015	2016	2017	2018	2019
Trout	96,928	96,409	91,364	92,396	99,591	107,992	109,328	111,812	111,574	115,619
Walleye	28,388	29,664	27,477	21,064	19,467	17,395	17,052	18,485	18,778	20,215
Pheasant	110,621	104,646	84,335	90,043	75,440	72,730	76,517	75,055	69,367	70,425
Waterfowl	90,873	89,021	89,369	91,037	92,195	93,325	90,454	87,111	83,963	81,188
Turkey	8,971	3,384	2,272	1,953	1,786	1,681	1,685	1,585	1,640	1,549

B. Lifetime Licenses

Lifetime license are available for certain hunting and fishing activities and must initially be applied for through the DNR License Center. This license type may be purchased as a gift. Applicable stamps, tags or additional harvest permits are purchased separately.

Lifetime Licenses	2010	2011	2012	2013	2014	2015	2016	2017	2018	2019
Fiscal Year Totals	2,271	3,086	3,882	4,291	2,207	2,532	2,768	3,442	3,586	3,384

C. Harvest Transactions

The License Center has an Interactive Voice Response (IVR) and an Internet harvest option for animal registrations.

Fiscal Year Harvest Transactions

Transaction Type	2010	2011	2012	2013	2014	2015	2016	2017	2018	2019
Interactive Voice Response (IVR)	1,398	46,735	46,264	51,308	55,118	46,760	56,452	57,874	65,507	78,999
Internet	1,664	64,816	67,837	69,976	76,963	68,803	80,581	87,607	109,802	90,264
Agent	210,917	111,533	92,992	78,713	52,441	38,787	37,869	44,881	34,484	33,017
Totals	213,979	223,084	207,093	199,997	184,522	154,350	174,902	190,362	209,793	202,280

2. License Center – Commercial Licenses

The License Center currently issues 40+ commercial licenses for businesses such as minnow dealers, game farms, and shooting preserves.

3. Call Center/License Agent Management

The DNR Call Center handled over 106,000 department wide calls and emails in FY2019. These calls include licensing related or other department inquiries. In addition, the License Center Agent Management section responds to 37,000+ hunting and fishing related license inquiries from license agents or license holders.

4. License Certification Data

License Certification data is used as an indice for federal aid apportionments. These figures are reported to the U.S. Fish and Wildlife Service.

**License Certification Data for Federal Aid Apportionment
(as reported to U.S. Fish and Wildlife Service)**

License Year	Number of Certified Paid Hunters (1)	Total Hunting Licenses, Tags Permits & Stamps (2)	Number of Certified Paid Anglers (1)	Total Fishing Licenses, Tags, Permits & Stamps (2)
2000	580,338	1,247,482	1,565,708	1,446,898
2001	585,104	1,594,619	1,492,913	1,417,094
*2002	562,602	-	1,487,076	-
2003	573,424	1,413,759	1,461,112	1,341,921
2004	571,581	1,397,641	1,467,677	1,381,787
2005	571,547	1,377,389	1,458,013	1,363,272
2006	578,244	1,456,775	1,478,193	1,411,415
2007	579,060	1,419,876	1,492,087	1,275,308
2008	581,828	1,471,568	1,481,758	1,269,926
2009	576,723	1,424,718	1,518,357	1,390,489
2010	579,910	1,553,789	1,492,460	1,607,859
2011	578,371	1,525,137	1,418,995	1,552,339
2012	592,125	1,571,600	1,487,547	1,649,088
2013	572,203	1,486,362	1,423,502	1,589,856
2014	564,694	1,413,430	1,437,227	1,610,356
2015	568,057	1,421,004	1,447,089	1,623,871
2016	563,127	1,433,698	1,448,327	1,629,811
2017	550,087	1,364,972	1,451,672	1,637,178
**2018	534,388	NA	1,399,328	NA

(1) Data submitted to USFWS "Part I - Certification"

(2) Data submitted to USFWS "Part II - Summary of Hunting and Sport Fishing Licenses Issued"

* Due to a change in reporting requirements, figures for LY2002 were not certified.

** 2017 Total is an estimate. Final numbers will not be calculated/certified until 2019.

Compiled by MN Federal Assistance Coordinator

**License Center Expenditures for FY2019
(*\$ in thousands*)**

License Center Fund	Transaction Costs	Operating Costs	Division Services	Dept Services	Fund Total
2200	2,969.1	891.6	209.6	132.3	4,202.5
2201	58.0	-	-	-	58.0
Total	3,027.1	891.6	209.6	132.3	4,260.5

Division of Ecological and Water Resources

1. Conservation Assistance and Regulation

The four units in the Conservation Assistance and Regulation (CAR) section include Environmental Review, Water Permits, Dam Safety and Inspections, and Land Use Programs. Community assistance, project review, and permitting are the main functions of the CAR section. Environmental review ensures that projects adequately address fish and wildlife needs. Review and permitting of lake aeration authorizes activities that prevent winterkill and help sustain fishing opportunities. The section also works with the Minnesota Pollution Control Agency (MPCA) when spills have damaged natural resources, to assign responsibility and recover damages.

A. Environmental Review

Accomplishments:

- Reviewed more than 332 public and private projects, including 22 communications towers, 78 development projects (residential, commercial, and industrial), 6 pipelines, 59 transportation projects, 44 wind and other energy projects and 26 utilities projects.

B. Spill and Kill Events

Accomplishments:

- Responded to 912 reports of spills and fish/wildlife kill incidents.

C. Lake Aeration

Accomplishments:

- Issued 390 aeration permits, including 249 to prevent winterkill.
- Provided technical assistance to the public concerning aeration system types and regulatory requirements.

2. Ecosystem Management and Protection Services

There are four units in the Ecosystem Management and Protection Section (EMP): Conservation Management and Rare Resources, Nongame Wildlife and Education, Invasive Species, and Scientific and Natural Areas. EMP staff carry out habitat management and restoration, conservation planning and policy, ecological education, outreach and recreation, and ecosystem services evaluation. This work helps to improve the management of prairie, wetland and forest habitat on public and private lands. Outreach and education also leads to better public understanding of the importance of habitat protection and the value of healthy aquatic and terrestrial ecosystems.

A. Native Prairie Stewardship

Accomplishments:

- Provided conservation planning and technical assistance to over 100 landowners. Implemented prairie enhancement projects involving 57 landowners.
- Monitored 45 sites and completed 6 Baseline Property Reports.
- Provided 5 Prairie Stewardship Plans to private landowners.
- Completed 45 prairie management projects on private lands, including removal of undesirable woody plants on 158 acres (4 sites), invasive treatment (non-woody) on 25 acres (20 sites), prairie reconstruction/rehabilitation on 8 acres (1 site), and prescribed burn on 527 acres (15 sites).
- Completed 64 prairie management projects on public lands, including woody encroachment removal on 308 acres (21 sites), invasive treatment (non-woody) on 307 acres (28 sites), prairie reconstruction/rehabilitation on 60 acres (4 sites), and prescribed burn/haying on 1,206 acres (11 sites).

B. Monitor Wetland Changes

Accomplishments:

- Acquired the second year of aerial photographs for the fifth sample cycle (2018-2020) of the wetland status and trends program.
- Completed analysis of changes in wetlands over time for the fourth sample cycle (2015-2017) and preparing a report.

C. Monitor Wetland Hydrology

Accomplishments

- Set up a long-term wetland hydrology monitoring program designed to accounting for a variety of wetland types and statewide geographic differences.
- Began choosing the monitoring sites and installing the monitoring equipment in wet meadows and in deep and shallow marshes in southern Minnesota.

D. Calcareous Fen Wetlands

Accomplishments:

- Worked with the City of Rochester to figure out what the potential impacts on several calcareous fens might be if they are affected by pumping from new drinking water wells.
- Worked with project sponsors to minimize impacts to calcareous fens in Scott and Polk Counties due to pipeline maintenance and in Carver County due to fiber optic cable installation.
- Collected calcareous fen plant data for use in conducting statistical ordination procedures to refine the criteria for identifying calcareous fens.

E. Project WILD, a wildlife education effort

Accomplishments:

- Conducted workshops attended by educators and youth leaders.
- Supported pre-service teacher and outdoor educator training, graduate and undergraduate programs at nine institutions including Bemidji State, Winona State, University of Minnesota Duluth, and University of Minnesota Crookston.
- Provided learning trunks about loons, bats, wolves, bears, animal tracks, and snakes on request to elementary teachers and scout leaders. These learning trunks are important for teachers who do not have funds for travel to distant learning sites.
- Gave presentations to Minnesota Master Naturalists, Extension Master Gardeners, and school groups.
- Assisted staff in the DNR Information Center with calls about nongame species.

F. Regional Plant Ecologists and Nongame Specialists

Accomplishments:

- Conducted forest stand reviews and assisted with forest planning.
- Took part in external and internal audits related to DNR's third-party forest certification, developed responses to auditors' corrective action requests, and monitored high conservation value forest stands.
- Conducted calcareous fen peatland surveys and used the information to manage and protect these rare wetland systems.
- Helped encourage use of cover crop plantings as a conservation measure by providing technical guidance.

- Wrote portions of planning and ecological sections of one “Landscape Stewardship Plan”, two “Groundwater Restoration and Protection Strategies” plans, and one “One Watershed One Plan”.
- Helped identify Old Forest Management Complex Special Management Areas and Management Opportunity Areas (MOAs) as part of the Department’s Sustainable Timber harvest Implementation Project.
- Led efforts to manage the State’s Old Growth Forest network by conducting field evaluations, staff trainings, and planning services.
- Provided planning assistance and technical guidance on ecological management.

G. Falconry and Wildlife Rehabilitation Programs

Accomplishments:

- Staff established professional connections with wildlife rehabilitators. Wildlife rehabilitators accept calls from citizens about injured wildlife and ensure their lawful handling and care.
- Administered exams, conducted facilities inspections, and issued new and renewal falconry and wildlife rehabilitation permits as needed.
- Worked with the rehab community on issues such as Deer CWD and facility closures.
- Managed information for the wildlife rehabilitation program on the DNR website.

3. Inventory, Monitoring and Analysis

The Inventory, Monitoring and Analysis Section is composed of five units: the Minnesota Biological Survey, Lake Ecology, River Ecology, Water Monitoring and Surveys, and Hydrogeology and Groundwater. The section’s main functions are to integrate biological data, water and climate data, and watershed systems analysis to inform management decisions. Long-term monitoring provides valuable trend information that is essential to manage for healthy fish and wildlife populations.

A. Minnesota Biological Survey (MBS)

i. Grassland Monitoring: Patch-Burn-Grazing Project Accomplishments:

- Cooperated with U.S. Fish and Wildlife Service (USFWS) biologists to monitor the effects of cattle grazing on wet meadow plant communities in prairie pothole areas. Wetland vegetation was sampled in wetlands at Prairie Wildlife Management Area (WMA), Prairie WPA, Schellberg Prairie Bank, and Clinton Prairie SNA.
- MBS and The Nature Conservancy (TNC) staff monitored the effects of cattle grazing on wetlands by sampling vegetation plots at the Chippewa Prairie Patch-Burn Graze project and at Hole in the Mountain WMA; and by selecting and marking new monitoring sites at Caribou WMA to add to previously identified plot locations.
- A 2018 field season interim report for Plant Community Monitoring at Caribou WMA and W.C. Dayton Conservation Area was completed and distributed to site managers, The Nature Conservancy, and additional partners.
- Identified and documented plant specimens collected.
- Managed and summarized the monitoring information.

ii. Field Survey, Information Systems, Outreach/Technical Guidance Accomplishments:

- Provided field surveys, technical guidance, and team participation in the implementation of the *Minnesota Prairie Conservation Plan: a habitat plan for native prairie, grassland, and wetlands in the Prairie Region of Western Minnesota*.
- Surveyed previously undocumented native prairies, wetlands and forests in and near Prairie Plan core areas. Historic vegetation plots were relocated and re-sampled.

- Worked with regional plant ecologists and nongame specialists to provide ecological expertise and field survey and monitoring results to DNR's third-party forest certification and sustainable forest management programs.
- Continued to store and manage observation and specimen data in several related databases within the Natural Heritage Information System (NHIS) such as the relevé (vegetation plot) database, the standardized state list of plants (MN TAXA database), the observation database (Obs DB), and Biotics (a database also used by many other states' Natural Heritage Programs).
- Carried out baseline vegetation, botanical and breeding-season bird surveys in St. Louis, Koochiching, and Lake of the Woods counties.
- Conducted rare plant surveys in Koochiching County, collected and properly documented and labeled specimens to be curated by the UMN Bell Museum of Natural History herbarium.
- Worked with internal and external partners to collect information about rare amphibians and reptiles that will help conserve them.
- Gave public presentations, including for the Minnesota Ornithologists' Union, and answered many bird and bird identification questions.
- Consulted as subject matter experts for rare species and other high conservation values on DNR Forest Certification and School Trust Land projects. For example, staff provided management guidance for red-shouldered hawks, spotted salamanders, wood turtles, goblin ferns, and for rare native plant communities.
- Provided quantitative plant species presence and abundance information (from relevés) to internal and external users upon request. Recipients include NatureServe, Natural Resources Conservation Service (NRCS), Environment Protection Agency (EPA), National Park Service (NPS), and US Forest Service (USFS).
- Delivered technical guidance about Minnesota Biological Survey (MBS) survey results, rare plant identification and relocation, ecological management, climate change adaptation and site protection.
- Updated native plant community and rare plant surveys in four sites in the Blufflands Subsection of southeast Minnesota; two of these involved joint visits with Forestry staff to discuss potential forest management projects and their impacts on rare natural features.
- Set up monitoring plots and collected first-year data in Quarry Park SNA to monitor the effects of prescribed burning and brush control on the state-endangered plant species, *Platanthera flava* (tuberclad rein-orchid).
- Provided research oversight and coordination to an ENRTF-funded MBS team installing permanent vegetation monitoring plots throughout the state.

B. River Ecology (assess and survey rivers, work with partners on river restoration projects, enhance river management)

Accomplishments:

- Continued long-term monitoring of fish habitat associations throughout the state, including Little Rock Creek, Mound Creek, and Crow Wing, Snake, Zumbro, Buffalo, Clearwater, Otter Tail and Sand Hill rivers.
- Continued long-term sampling of channel morphology on the Whitewater River watershed and in Lawndale Creek. Lawndale Creek monitoring also includes sampling invertebrates, fish, mammals, insects and amphibians over time.
- Continued work with partners on numerous stream protection and restoration projects, including:
 - Finalized Bostic Creek and Whitewater River restorations.
 - Designed and completed Amber Lake rock arch rapids.
 - Completed the concept and 90% designs for the Willow River rock arch rapids.

- Furnished the design details for a rock arch rapids for the Grindstone dam removal (which is now undergoing an EIS).
- Completed the Lake Shady dam removal and restoration.
- Finished the concept and plan review for Sand Hill Lake dam removal & rapids.
- Provided construction oversight for the Blue Mounds project.
- Completed the Old Barn project on the Root River.
- Working on the dam modification at Marsh Lake - still under construction.
- Working on the Pomme de Terre restoration, which is largely complete.
- Completed the Dunton Locks rapids improvement and slope reduction.
- Completed the concept design for the Shell Rock River project.
- Working with the Wild Rice watershed district on a restoration proposal for the South Branch of the Wild Rice.
- Completed the concept design for Pelican Rapids dam removal.
- Created conceptual designs for the Itasca headwaters project.
- Continued development of the GIS-based Watershed Health Assessment Framework (WHAF). A Decision Support System in WHAF will help resource managers figure out resource issues at multiple scales. For example, WHAF can be used to select sites for studying excess sediment in streams so that sediment sampling work is done in places that would have a good chance of benefitting from restoration work.
- Continued to work on improving design standards for road/river intersections. This effort involves:
 - Creation of a 'how to manual' for engineers designing culverts.
 - Construction of demonstration road/river intersection designs.
 - Monitoring of completed projects to document successes, learn from failures, and adjust designs.

C. Lake Ecology

Plankton

- Processed, analyzed, and summarized all 2018 (FY19) Sentinel lakes zooplankton samples. (Total of 15 lakes and 108 samples).
- Conducted trend analyses and delivered reports to Sentinel Lake coordinators and area fisheries managers.
- Presented results of zooplankton trend analysis at the Sentinel Lakes Summit in March 2019.
- Summarized Sentinel lakes phytoplankton data from the past 10 years into one spreadsheet and developed lake reports.
- Processed, analyzed, and summarized all 2018 (FY2019) large lake zooplankton samples and samples from various other smaller lakes where zooplankton were collected to help Fisheries managers better understand impacts aquatic invasive species may be having on the fisheries in these lakes. (Approximately 490 samples).
- Conducted trend analyses and produced reports for large lake biologists and area fisheries managers.
- Assisted in presentations on zooplankton production and spiny waterflea trend analysis at the MN Chapter AFS meeting and the Fisheries Large Lakes meeting.
- Worked on a summary of Mille Lacs Lake zebra mussel/spiny waterflea interactions.
- Provided technical assistance with field collection and processing, data summary and analysis, and report/manuscript writing to complete the Minnesota Aquatic Invasive Species Research Center (MAISRC) /LCCMR funded project: "Sustaining walleye populations: assessing impacts of AIS". (in-kind support).

- Provided technical assistance to Region 4 Fisheries with zooplankton and phytoplankton data analysis and completing final report to LCCMR for the project “Enhancing understanding of Minnesota River Aquatic Ecosystem”. (in-kind support).

Aquatic Plants

- Surveyed approximately 200 sites for macroalgae (Characeae) with 85 live plant collections and 150 pressed collections shipped to New York Botanical Garden for genetic analysis.
- Conducted quantitative lake-wide plant surveys on selected Sentinel Lakes.
- Conducted plant surveys and water chemistry sampling on selected lakes in Aitkin, Crow Wing and Cass Counties where the endangered species, purple-flowered bladderwort is known to occur.
- Managed pressed specimen collections and the related herbarium database; 330 aquatic plant voucher specimens deposited at U of MN Bell Museum, 150 macroalgae specimens to the New York Botanical Garden, 90 pondweed specimens to Dr. Barre Hellquist, and 24 moss specimens to Dr. Jan Janssens.
- Documented 9 rare aquatic plant species at 26 different locations.
- Coordinated lake plant data summaries for 24 Sentinel Lakes, created lake posters, and presented summary data at 2019 Sentinel Lakes Summit.
- Collaborated with DNR Fisheries on musky-vegetation study on Mantrap Lake, Hubbard Co.
- Presented aquatic plant information as part of a BioBlitz (an effort to find and identify as many species as possible in a specific area to get a snapshot of an area’s biodiversity) in Ortonville.
- Provided guidance to and coordinated with local government on lake plant surveys.

D. Mississippi River Coordinator

Accomplishments:

- Coordinated staff from multiple divisions to discuss ongoing management issues and concerns regarding the Mississippi River from the Twin Cities south to the Iowa border.
- Collaborated with other state and federal agencies with management jurisdiction on the Mississippi River to direct policy and funding dollars for restoration and ecosystem science. The partnership goals included Mississippi River restoration through construction projects and water level management. The partnership team is in the planning phase on three restoration projects.
- Collaborated with the US Army Corps of Engineers and other State and Federal agencies on best practices to manage the Mississippi River navigation channel and the dredge materials associated with channel maintenance.
- Collaborated with state and federal agencies, local government units, non-profits, industry, and special interest groups to develop a management plan that will provide potential solutions to those impacted by flood, drought and sediment problems.
- Mississippi River education and outreach included a presentation at the University of Minnesota School of Architecture and Design about Mississippi River conditions and impacts to the ecosystem; and a presentation to agency partners about impacts of climate change on the Mississippi River ecosystem. Both presentations used data collected by MNDNR.

4. Strategic Information Services

The Strategic Information Services section is composed of three units: Division Business and Administrative Services, Information Technology, and Planning and Communication. Its main functions are business and financial support, information technology support, and planning and communication support. SIS staff collect, verify and analyze data related to almost all of the technical work done by EWR’s three natural resource sections to:

- Support decisions the Department must make during environmental reviews.
- Evaluate attributes of working forests as part of forest certification.
- Assess natural resources values of public lands for strategic land asset management.
- Populate WHAF maps with information.
- Provide professional data management for all data collection efforts.

A. Information Technology

Accomplishments:

- Managed information for aquatic invertebrates, vegetation plots, and rare species locations.
- Provided database administration and system support for aquatic invertebrates, rare and endangered species, colonial water birds, vegetation, plant community and stream habitat databases.
- Published and shared natural resource data as Geographic Information System layers and as combined and organized into web-based reports. Vegetation plot reports can be downloaded and MBS site reports and source feature observation reports are available.

Ecological and Water Resources Expenditures for FY2019 (\$ in thousands)						
Fund	Conservation Assistance & Regulation	Ecosystem Mgmt & Protection	Inventory, Monitoring & Analysis	Strategic Information Services	Dept. Services	Fund Total
2200	384.2	84.4	1,278.9	655.1	284.1	2,686.7
2209		1,314.8	957.7	348.5	187.1	2,808.1
Total	384.2	1,399.2	2,236.6	1,003.6	471.2	5,494.8
<i>Note: Division Services expenses of \$609,107 are included in Strategic Information Services</i>						

Division of Enforcement

The Division of Enforcement continues to improve and implement the goals and strategies outlined in its 10-year strategic plan, which has been in place since 2015. The Division has been and will continue to be successful at adapting and finding new approaches and strategies to provide the services that meet the needs of citizens while conserving and protecting our state's natural resources. We strive to continue this long-standing tradition. We have increased the efficiency and effectiveness of our outreach, safety education and law enforcement through the following initiatives:

- In April 2015, we launched a records management system (RMS) and issued field tablets to all of our conservation officers. Since it launched, the RMS has resulted in 30,000 documented contacts being entered annually and has increased officer safety through GPS tracking capabilities. Officers have violation and incident information at their fingertips and managers have real-time data on enforcement and education outcomes. In FY2019, there were 29,596 documented contacts entered in the RMS.
- Continued to evaluate the Division's work and prioritized keeping the number of vacancies in the field as low as possible.
- The 18 conservation officers who graduated from the Conservation Officer Academy at Camp Ripley in 2018 completed an intensive week-long training aimed at waterfowl hunting enforcement in the spring of 2019.

- In March 2019, the Division initiated recruitment for a Conservation Officer Academy in 2020, and held an open house for people to learn more about the job of a conservation officer and the hiring process. During the open house, which was part of the Division's effort to create a workforce that reflects the diversity of Minnesota's people, conservation officers spoke individually with many of the 80 people who were there to learn more about the CO Prep program and other pathways to becoming a conservation officer.
- Fourteen conservation officer candidates graduated from the 2019 Conservation Officer Academy and began field training in the fall.
- The Division continued its focus on using the successful CO Prep program to increase the diversity and background experiences of the conservation officers it hires. Those who go through the program receive law enforcement training before attending the Conservation Officer Academy.
 - During the Academy and subsequent field training process, cadets learn firsthand the laws and regulations of the state and the specifics of the job of a conservation officer.
 - The Division has expanded its hiring outreach and recruitment efforts, putting an emphasis on using social media such as Facebook, Twitter and LinkedIn (along with traditional community and professional organizations) to reach potential recruits. This included sponsored and boosted Facebook posts, and media outreach to outlets that target diverse communities in Minnesota.

1. Fish and Game Regulation

Through outreach, safety education and law enforcement services, we strive to attain sustainable resource use through gaining voluntary compliance with regulations.

Accomplishments:

- The Division's conservation officers continue to dedicate thousands of law enforcement hours to enforcing the state's natural resources laws and regulations to ensure long-term sustainability.
- Worked 170,022 law enforcement hours in game and fish-related activities. Big-game, small-game and sport-fishing enforcement constituted large percentages of these hours. 83,305 of these hours were game enforcement hours and 86,717 were fish enforcement hours. These efforts resulted in increased levels of service delivery and compliance with natural resources laws.
- Continued to conduct license checks and harvest inspections of recreational and commercial activity, protected spawning and closed season populations, and performed outreach and public education.
- Turn in Poachers (TIP) continues to be an important Enforcement Division asset. During 2018, there were a total of 1,333 TIP calls, of which 1,296 were referred to conservation officers. There were 327 arrests made as a result of those calls and 47 cash rewards paid for a total of \$4,900. Between January and May of 2019, there were 280 TIP calls, with 271 of them being referred to conservation officers. Those calls have resulted in 106 arrests. The partnership between Turn in Poachers and the Enforcement Division remains strong.
- Conducted special investigations on habitual and large-scale poaching.
- Increased use of media to attain voluntary compliance with regulations by explaining importance/value in following regulations.

2. Invasive Species Enforcement and Education

The Division continues to emphasize Aquatic Invasive Species (AIS) as priority work and a core responsibility. The Division has other AIS funding sources that are used to support nearly all of its invasive species activities. However, conservation officers often enforce AIS laws as part of routine game and fish-related enforcement contacts.

Accomplishments:

- Increased public understanding of invasive species laws, roadside compliance checks and use of zebra mussel detecting dogs.
- Compliance with invasive species regulations at Enforcement check stations has remained steady from 82% in calendar year 2016, to 84% in 2017, to 85% in 2018, and 81% in 2019. Overall compliance at check stations has sharply increased from 63% in 2012.
- During 2019, DNR conservation officers provided 12,578 hours of AIS enforcement and education and conducted numerous media interviews on the importance of AIS regulation compliance.
- The Division's Aviation Unit has been working throughout the state as part of an effort to kill invasive cattails and help wetland wildlife such as waterfowl.

3. Safety Training Education and Outreach

The Enforcement Division enhances outdoor recreation experiences by providing high-quality safety education and outdoor ethics programs, building partnerships with communities, and creating positive public interactions.

A. Safety Education

Accomplishments:

- Provided educational programs and law enforcement services designed to introduce new and existing users to recreational opportunities and to limit or prevent personal injury accidents and fatalities while encouraging the safe and responsible use of Minnesota's resources.
- Trained 20,391 students in the firearms safety/hunter education program; 1,073 in the adult hunter education program; 4,476 in the all-terrain vehicle (ATV) safety program; 8,650 in the snowmobile safety program; and 8,046 in the boating safety program.
- The Division's Safety Education unit created a new Minnesota Hunter Education and Firearms Safety Manual.
- The unit makes numerous safety education and training activities available to the public, increasing Minnesotan's awareness of Enforcement Division's education programs and recreational safety issues.
- Increased availability of training through online and the adult "virtual field day." This has significantly increased participation by adult female students. Number of students taking the online firearms safety training courses increased slightly and a little over 40% of those online students were females.

B. Media and Outreach

Accomplishments:

- Worked with KARE 11 TV station to produce a news story and several related videos for social media about how to survive a fall through the ice.
- Promoted the Enforcement Division's hiring efforts, including via media interviews (KSTP did an in-depth story on the Conservation Officer Academy and some of the cadets), an open house, social media and traditional media outreach.
- Created snowmobile safety videos for use on social media and made them available to statewide media outlets. Continued our firearms and ATV safety educational efforts, including updating web pages, messaging safety-related issues on social media and department materials, and conducting media outreach.

- Highlighted via social media and media outreach the positive work conservation officers do in their communities. These types of efforts show them teaching safety classes, speaking to public groups, rescuing animals and people, and going about their daily work.
- During 2019, the Division's conservation officers presented on safety and wildlife to school classes across the state. In FY2019, conservation officers provided 627 no-cost classroom trainings and public outreach to public schools and communities throughout the state.
- The Division continues to dedicate many hours to answer questions from the public and provides staff time to respond to public questions. Enforcement-related calls and emails continue to be among the most frequent and most common to the DNR Information Center. During FY2019, Enforcement contacts, both via email and phone calls, were 12,595, and some of the most common questions to the Info Center have related to deer feeding, regulations and trails, bear and deer hunting, fishing licenses and seasons, and with firearms safety training.
- Since 2015, the division has averaged over 450 media and news events annually.

Enforcement Expenditures for FY2019 (\$ in thousands)							
AIS							
Fund	Fish & Game Regulation	Enforcement & Education	Safety Trng & Outreach	Academy	Division Services	Dept. Services	Fund Total
2200	19,583.3	212.7	856.0	154.1	1,682.7	1,445.9	23,934.7
2209	1,345.1	14.6	58.8	10.6	115.6	95.3	1,640.0
2212	0.0	0.0	0.0	81.2	0.0	0.0	81.2
Total	20,928.4	227.3	914.8	245.9	1,798.3	1,541.2	25,655.9

Division of Parks and Trails

The Division of Parks and Trails (PAT) uses Game and Fish Funds to ensure that Minnesotan's have safe and convenient access to public waters for activities like boating, canoeing, kayaking, and angling. Game and Fish Funds improve the quality of recreational boating access facilities and fishing facilities throughout the state. Minnesota is second in the nation for the number of registered boats, with 819,000 in 2018.

1. Public Water Access - Land Acquisition

The goal of the land acquisition program is to acquire lake and river shoreline property that will improve existing public water access or provide access where it is inadequate.

Accomplishments:

- In FY19, PAT started the process to buy out School Trust interest on ten existing access sites. Game and Fish Funds contributed with other funds dedicated for this process.

2. Public Water Access - Development

The goals of the development program are to improve public water access sites using universal design principles that meet or exceed the requirements of the Americans with Disabilities Act (ADA) and to apply best management practices for safety, aquatic invasive species, and storm water management. DNR enters into joint powers agreements with project partners, and then helps design, develop and/or rehabilitate all or part of the access site.

Accomplishments:

- Alexander Lake, West, Morrison County: Design for the redevelopment of existing access to improve ADA, storm water and AIS best management practices.
- Lake Benton, Lincoln County: Cooperative agreement with City of Lake Benton for the expansion of an existing informal site with user/roadway conflicts. The design/development will increase user safety, improve ADA, storm water and AIS best management practices. The development includes an ADA shore fishing area.
- Deer Lake, Otter Tail County: Redesign and development of an existing unpaved access with user conflicts and parking issues. Improves ADA, storm water, AIS and parking – construction started in the fall of 2019.
- Detroit Lake, North, Becker County: Cooperative agreement with the City of Detroit Lakes, for the new site on the north end of the lake. Geotechnical survey work completed for designing the access.
- Elephant Lake, St. Louis County: Replace two culverts under the entrance road to improve storm water management.
- Little Spirit Lake, Jackson County: Develop existing access site to improve ADA, storm water and AIS best management practices.
- Lizzie Lake, Otter Tail County: Phase 2, expansion and upgrade of existing site to improve ADA, storm water and AIS. Phase 1 was the realignment of the township road.
- Minnesota River, Cedar Avenue, Dakota County: Rehabilitation of existing MNDOT site. Redesign removes unused parking spaces and adds storm water, shoreline and AIS best management practices.
- Minnesota River, Jordan, Scott County: Concrete ramp failed, site is unusable due to slope erosion, current undercutting and large gap in the concrete. Design of new ramp with geotechnical evaluation, construction planned for 2020.
- Mississippi River, Interstate 90, Houston County: Rehabilitation of existing launch ramp.
- Mississippi River, Wildcat Park, Houston County: Cooperative agreement with Houston County for the rehabilitation of one of the existing launch ramps (site has two launch ramps in two locations).
- Nisswa Lake, Crow Wing County: Cooperative agreement with the City of Nisswa for the expansion of an existing access. Engineering for the access site design plans and bid documents, construction planned for 2020.
- Pebble Lake, Delagoon Park, Otter Tail County: Cooperative agreement with the City of Fergus Falls for the redevelopment of the access to improve ADA, storm water and AIS best management practices.
- Lake Vermilion, Moccasin Point, St. Louis County: Engineering to evaluate tie-up dock options for the busy access – it is decided a steel crib dock design is best option.
- Lake Waconia, Regional Park Site, Carver County: Cooperative agreement with Carver County for the construction of a new public water access adjacent to the county park/beach. A majority of the construction will be in 2020.
- Minnesota Historical Society: Archeological surveys and reports (cultural resource reviews) for compliance with state and federal laws.

3. Public Water Access - Operations and Maintenance

PAT maintains and helps partners maintain 1,690 trailer and carry-in access sites statewide.

Accomplishments:

- Purchased concrete boat ramp planks for the repair and replacement of boat ramps statewide.

4. Fishing Pier and Shore Fishing facilities

The goal of the fishing pier/shore fishing program is to provide people with safe and convenient places to fish. The DNR Parks and Trails Division maintains 80 facilities on state owned lands and has 289 facilities with local government unit partners. DNR helps develop and rehabilitate the facilities through cooperative agreements with local government units who often provide the day-to-day operations and maintenance. (Partners shown in parenthesis). Additional funds were used to purchase ADA railing kits for fishing piers purchased from 2012 to 2018 that do not comply with the standards.

Accomplishments:

- Purchased replacement parts, performed general maintenance, and major repairs to fishing piers and developed shore-fishing areas
 - Crooked Lake, Anoka County (City of Coon Rapids) – rehabilitate pier
 - Mississippi River, Montissippi Park (Wright County) – rehabilitate pier
- Purchased ADA railing kits and floats for 60 fishing piers.
- Root River Shore Fishing, Fillmore County (City of Lanesboro): Rehabilitate existing fishing platform.
- Lake Benton, Lincoln County (City of Lake Benton): Developed ADA shore fishing area and parking with the public water access construction.
- Ordered replacement-fishing piers for the following locations, which include the ADA compliant railings:
 - Embarrass Lake, St. Louis County (City of Biwabik): 84' pier, originally installed in 1994.
 - Foot Lake, Kandiyohi County (City of Willmar): 84' pier, originally installed in 1986.
 - Golden Lake, Anoka County (City of Circle Pines): 84' pier, originally installed in 1994.
 - Lac Lavon, Dakota County (City of Apple Valley): 54' pier, originally installed in 1993.
 - Miners Lake, St. Louis County (City of Ely): 64' pier, originally installed in 1990.

DNR Parks and Trails Division						
Public Water Access Expenditures of Game and Fish Funds for FY2019						
<i>(\$ in thousands)</i>						
Fund	Acquisition & Development	Operations & Maintenance	Fishing Facilities	Division Services	Dept. Services	Fund Total
2200	2,358.4	327.8	572.2	38.2	212.9	3,509.5
Total	2,358.4	327.8	572.2	38.2	212.9	3,509.5

Division of Forestry

1. Ecological Classification System (ECS) Program

The Division of Forestry (DoF) continues to expand the use of the ECS program on state-administered forestlands and train other resource managers to use the system on their lands. ECS is a scientific framework for managing natural resources. ECS tools, native plant community classifications, and silvicultural strategies help resource managers select appropriate treatments to optimize the forest's potential to produce timber, conserve or enhance wildlife habitat, and protect water and soil resources.

A. Mapping Native Plant Community (NPCs)

NPCs are groups of native plants that interact with each other and with their environment in ways not greatly altered by modern human activity or by introduced organisms. NPCs are classified and described by vegetation, water, landforms, soils, and natural disturbance regimes. The NPC classification provides a common language for professional disciplines involved in using, restoring, or conserving natural resources. The hierarchical design enables use at all levels of management – from landscape-scale planning to a 20 acre stand of trees. It provides a link between long-range goals and stand management decisions. The DoF plans to complete the mapping of native plant communities within the next five years. The minimum annual NPC mapping target is 100,000 acres.

Accomplishments:

- A total of 251,270 acres were classified or mapped to NPC in FY2019.
 - DNR staff conducted 563 field NPC evaluations, mapping 187,459 acres, on state forestlands and wildlife management areas.
 - Contractors evaluated and mapped another 61,367 acres of state forestlands.
 - DNR staff also visited and classified NPCs on an additional 98 forest stands, totaling 2,444 acres, as they conducted other project work.

B. Develop Silvicultural Strategies (Interpretations)

Silvicultural strategies, sometimes called interpretations, provide DNR staff with science-based information to prepare a management prescription or plan for a stand of trees (https://www.dnr.state.mn.us/forestry/ecs_silv/interpretations.html). Silviculture is the practice of directing the establishment, growth, composition, health, and quality of forests to meet diverse needs and values. Strategies outline how trees will react to natural disturbance, compete with other trees and vegetation, how a site will naturally regenerate, shade tolerance of trees commonly found in the NPC, and stand growth stages. The strategies provide resource managers background information and a range of possible management options.

Accomplishments:

- A new web format was designed in FY2019. The new format will make it easier for resource managers to find the key information they need to manage state lands. Draft silviculture strategies have been completed for all forested NPCs. The draft strategies will be reviewed and made available by Minnesota IT Services (MNIT) in FY20.

C. Case Studies

Case studies monitor the short and long-term response of forest vegetation to various silvicultural (management) activities. Through case studies, forest management's effects on tree regeneration, tree recruitment, vegetation biodiversity, and growth of residual trees are assessed.

Accomplishments:

- Six existing case studies sites were re-visited after forest management had occurred and site conditions were either measured or re-measured. Long-term, retrospective case studies sites, that were treated ten or more years ago, were revisited to better understand the long-term effects of management. Eight new case studies had field observations measured and six sites were recorded as benchmarks for other case studies. Overall, 141 treatments are tracked and monitored.
- DNR submitted eight case studies to the University of Minnesota's Sustainable Forests Education Cooperative Great Lakes Silviculture Library (<http://silvlib.cfans.umn.edu/>).

D. Training and Related Activities

Training, both formal sessions and one-on-one meetings with foresters, biologists, and ecologists, is critical to introducing the NPC field guides and for integrating silvicultural interpretations into daily management decisions.

Accomplishments:

- 30 formal training events were conducted with 665 foresters, biologists, and ecologists.
- 73 contact days between ECS staff and DNR field personnel were logged. Field days were spent reviewing data collection techniques, reviewing NPC classification determinations, and answering field staff's questions and concerns.

2. Invasive Species Program

The DoF invasive species program inventories and treats invasive infestations on state lands and educates staff, partners, and stakeholders about invasive species, the damage they can cause, and how to limit their spread.

A. Invasive Plant Management

Terrestrial invasive plants have the capacity to exclude native plants, impacting the quality and sustainability of native plant communities. The number of invasive species, and associated infested acres, are increasing and threaten to overwhelm the resources that are available to manage them. Unfortunately, the number of invasive species and acres infested is anticipated to continue to increase.

Accomplishments:

- With supplemental funds from the Division of Ecological and Water Resources (EWR), 27 invasive plant management projects on 1,140 acres were completed on state forest lands. These projects included releasing biocontrol agents to control spotted knapweed infestations. Additionally, gates were purchased and installed to prevent unauthorized access to gravel pits to limit the spread of invasive species. Equipment to support invasive species management, including ATV-mounted herbicide sprayers, backpack herbicide sprayers, and cabinets for safely storing herbicides were purchased.
- The DoF used a risk model to identify forest stands most likely to be infested by a terrestrial invasive species. The DoF surveyed a subset of 181 high-risk stands to determine if invasive species were present. In this survey of 4,158 acres located across the state, invasive species were observed in 115 stands, totaling 3,017 acres. DoF field staff have accomplished mechanical and herbicide treatments on about 2,300 acres in FY19.
- The Division continues to use a nation-wide invasive species reporting system, EDDMapS (www.eddmaps.org/midwest) to track infestations. Incorporating invasive plant survey work into other activities such as regeneration checks and summer stand exams, forestry staff surveyed a total of 51,078 acres, mapping roughly 400 infestations covering just over 2,000 acres. All points were geo-referenced and verified for accurate plant identification. These maps are used by DoF staff to monitor changes in invasive species populations on and near state lands and to prioritize areas for management.
- Enhancements to the Silviculture and Roads Module (SRM) of the "FORIST" digital tracking system were tested by regional and area staff to plan, report, and track invasive species projects and their results. Final rollout of these enhancements and training of field staff will occur in FY20.

B. Emerald Ash Borer Management

Emerald ash borer (EAB) has been found in 21 Minnesota counties as of October 2019. There are nearly one billion ash trees in Minnesota. Because there is no demonstrated resistance to EAB in native ash, Minnesota is in danger of losing 99 percent of its ash trees. This will have a profound effect on native plants and animals dependent on ash communities, industries that rely on ash fiber and bark, and communities that have park, boulevard, and yard ash trees. Moving infested firewood has been the major means of spreading EAB. The Minnesota Department of Agriculture (MDA) is the lead state agency over EAB survey and regulation in the state.

Accomplishments:

- Silviculture strategies for the NPCs that contain the most ash were updated in FY19. They provide guidance to forest managers to proactively address the impending expansion of EAB into working forests so that those forested communities remain forested.

C. Outreach and Technical Support

Outreach to field staff, other land managers, and residents is a critical part of effective invasive species management and includes delivering information on species identification, prevention, management, monitoring, and restoration.

Accomplishments:

- Half of the automatic computer pop-up dashboard posts that appear when DNR staff log in are invasive species awareness messages. This is an important outreach device as the staff that see these messages manage over 5 million acres of state administered lands.
- International management of the invasive species outreach campaign PlayCleanGo, started by DNR, was successfully transferred to the North American Invasive Species Association (NAISMA) in February.
- Invasive species prevention materials were distributed at the State Fair, Outdoor Adventure Expo, and Minnesota Bluebird Expo. We estimate over 5,600 people received prevention information. PlayCleanGo online ads continued on Google AdWords through FY19, producing 10.8 million impressions and 70,000 interactions. Print ads were included in the Northern Wilds magazine, which targets northeastern Minnesotans

Forestry Expenditures for FY2019 <i>(\$ in thousands)</i>					
Fund	ECS	Invasive Species	Division Services	Dept Services	Fund Total
2209	1,031.4	435.9	2.7	122.2	1,592.2
Total	1,031.4	435.9	2.7	122.2	1,592.2

Division of Lands and Minerals

The Division used its allocation from the Game & Fish Fund to refine and improve the utility and functioning of the Land Record System (LRS) in several ways:

- Continued development of the “Data Mart”, which allows data from the LRS to integrate seamlessly with GIS software layers and provides improved access to LRS information to DNR staff.
- Developing reports based on the Data Mart to measure our performance in transacting with partner organizations.
- Improving accountability and providing visibility into real estate transactions.
- Improving to the Web-based appraisal tracking system.
- Supporting and upgrading system hardware and software.
- Improving workflow, tracking and documentation of elements of real estate transactions.
- Developing skills within MNIT@DNR to make desired improvements.
- Providing IT support to ongoing real estate transaction.

During Fiscal 2019, MNIT@DNR/LAM staff continued to improve the LRS’ effectiveness and efficiency in managing DNR’s real estate business through the following efforts:

- Technical support for ongoing real estate transaction work.
- Improved workflows and pre-generated documents throughout the application.
- Improved professional service tracking throughout the application.
- Improved and standardized the document execution process.
- Continuous improvements for improving the quality of LRS data, particularly in developing the Data Mart and developing reports to track transactions involving partner organizations.
- Support for land management initiatives such as Strategic Land Asset Management (SLAM) and conservation easement monitoring.
- Replacement of tools (including the PILT calculation tool, the email notification tool and the GIS viewer in the Web Access side of the application) with improved systems.

Software vendor Thompson Reuters provided two LRS application upgrades in FY2019. We continue to collaborate with Thomson Reuters to improve the proprietary software upon which the LRS is developed.

The LRS Communications Plan prioritizes user training and support for the LRS. The LRS SharePoint site, accessible to all users via the agency’s intranet, is a one-stop shop for version information, user tips, best practices and screen-by-screen tutorials for process steps. Live “Q and A” chat forums provide direct help to participants with specific issues and invite other users to follow along and learn. Screen-by-screen tutorials and videos teach process steps, and are constantly being improved as new ideas and upgrades come forward. LAM and MnIT staff also provide periodic internal news updates to brief users on best practice information and provide news about changes made by new software versions.

Lands and Minerals Expenditures for FY2019 <i>(\$ in thousands)</i>		
Fund	Land Records System	Fund Total
2200	344.9	344.9
Total	344.9	344.9

Appendix A

Fund Statement

Department of Natural Resources Game and Fish Fund Statement 2019 Close Forecast									
CONSOLIDATED GAME & FISH FUND									
	FY2016 Actual	FY2017 Actual	FY2018 Actual	FY2019 Actual	FY2020 Planning Est.	FY2021 Planning Est.	FY2022 Planning Est.	FY2023 Planning Est.	
Balance Forward In	38,639,893	41,952,109	40,554,780	54,331,250	55,200,454	53,533,739	50,198,939	46,152,139	
Prior Year Adjustment	732,518	809,959	797,611	1,439,514	0	0	0	0	
Adjusted Balance Forward	39,372,411	42,762,067	41,352,390	55,770,764	55,200,454	53,533,739	50,198,939	46,152,139	
Receipts									
Taxes	13,908,607	13,211,369	14,054,260	14,963,886	14,203,000	14,359,000	14,359,000	14,359,000	
<i>Federal Grant Fisheries (D-J)</i>	14,531,579	11,896,870	12,383,664	12,325,628	13,000,000	13,000,000	13,000,000	13,000,000	
<i>Federal Grant Wildlife (P-R)</i>	19,506,300	21,622,719	25,268,388	21,477,991	21,252,000	21,253,000	20,963,000	20,963,000	
<i>Federal Grants</i>	34,037,879	33,519,589	37,652,253	33,803,619	34,252,000	34,253,000	33,963,000	33,963,000	
Departmental Services	34,662,986	34,131,541	38,192,423	34,179,040	34,683,000	34,684,000	34,394,000	34,394,000	
Departmental Sales	747,010	414,814	871,307	732,432	619,000	619,000	619,000	619,000	
Licenses and Fees	61,960,684	62,663,297	65,619,847	67,563,427	69,663,000	69,615,000	69,566,000	69,516,000	
Departmental Penalties	307,510	597,170	307,156	446,895	424,900	424,900	424,900	424,900	
Investment Income	191,475	298,094	506,194	1,020,991	865,000	865,000	865,000	865,000	
<i>Fines and Surcharges</i>	117,814	116,336	102,160	103,891	96,000	92,000	87,000	83,000	
<i>Internal Reimbursement</i>	66,016	66	5,346	3	25,000	0	0	0	
<i>Other Revenue</i>	28,357	6,478	4,369	32,681	0	0	0	0	
<i>Cost Recovery/Reimbursement</i>	21,539	16,087	16,797	18,714	19,300	19,300	19,300	19,300	
<i>All Other</i>	233,725	139,016	128,672	155,289	140,300	111,300	106,300	102,300	
Total Receipts	112,011,997	111,455,301	119,679,861	119,061,960	120,598,200	120,678,200	120,334,200	120,280,200	
Transfer In:	946,739	951,123	1,025,855	1,026,333	1,070,000	1,122,000	1,168,000	1,221,000	
Transfer In:	98,885	0	0	0	0	0	0	0	
Total Transfer In	1,045,624	951,123	1,025,855	1,026,333	1,070,000	1,122,000	1,168,000	1,221,000	
TOTAL RESOURCES AVAILABLE	152,430,032	155,168,492	162,058,106	175,859,058	176,868,654	175,333,939	171,701,139	167,653,339	
Expenditures									
Land and Minerals	332,972	355,028	343,116	344,885	344,000	344,000	344,000	344,000	
Forest Management	1,121,307	1,237,936	1,048,293	1,592,195	1,398,000	1,417,000	1,417,000	1,417,000	
Parks & Trails	1,877,160	2,410,423	1,024,846	3,509,534	2,292,000	2,300,000	2,300,000	2,300,000	
Fish & Wildlife Mgmt	70,358,013	74,743,117	70,480,539	78,320,213	80,519,915	81,366,000	81,266,000	81,366,000	
Fish & Wildlife Mgmt, Licensing	4,248,932	4,386,555	3,303,027	3,037,037	3,460,000	3,460,000	3,460,000	3,401,000	
Ecological and Water Resources Mgmt	3,907,477	4,789,762	4,772,880	5,494,833	5,511,000	5,624,000	5,524,000	5,524,000	
Enforcement	25,757,718	23,997,557	23,787,746	25,655,931	26,881,000	27,695,000	28,309,000	28,308,000	
Operations Support	0	0	0	0	0	0	0	0	
Statewide Indirect Costs	1,302,841	1,046,856	1,349,335	1,057,311	1,300,000	1,300,000	1,300,000	1,300,000	
Subtotal Expenditures	108,906,421	112,967,233	106,109,781	119,011,939	121,705,915	123,506,000	123,920,000	123,960,000	
Transfer Out:									
Fund 2113 FMIA, Forestry certification (18T)	343,888	375,256	303,455	336,012	350,000	350,000	350,000	350,000	
Fund 2112 Invasive Species Account (18M)	1,075,703	1,098,589	1,117,504	1,094,551	1,099,000	1,099,000	1,099,000	1,099,000	
Fund 2112 Invasive Species Account (18M)	0	0	0	0	0	0	0	0	
Fund 2000 Venison Donations (200)	46,061	65,139	86,563	108,041	80,000	80,000	80,000	80,000	
Fund 2000 Walk In Access Program	105,850	107,495	109,554	108,061	100,000	100,000	100,000	100,000	
Total Transfer Out	1,571,502	1,646,479	1,617,075	1,646,665	1,629,000	1,629,000	1,629,000	1,629,000	
TOTAL EXPENDITURES AND TRANSFERS OUT	110,477,923	114,613,712	107,726,856	120,658,604	123,334,915	125,135,000	125,549,000	125,589,000	
FUND BALANCE	41,952,109	40,554,780	54,331,250	55,200,454	53,533,739	50,198,939	46,152,139	42,064,339	
Less Ded. Appr. & Funds (Appropriat R296237, 7201, 7204, Funds 2201-2213)	22,709,933	23,150,076	26,372,697	28,914,624	28,590,009	28,795,309	29,182,609	29,415,909	
AVAILABLE FUND BALANCE	19,242,176	17,404,704	27,958,554	26,285,830	24,943,730	21,403,630	16,969,530	12,648,430	

**Department of Natural Resources
Game and Fish Fund Statement 2019 Close Forecast**

2200 Game and Fish (Operations)
Legal Citation: M.S. 97A.055, Subd. 1

	FY2016	FY2017	FY2018	FY2019	FY2020	FY2021	FY2022	FY2023
	Actual	Actual	Actual	Actual	Planning Est.	Planning Est.	Planning Est.	Planning Est.
Balance Forward In	19,931,793	19,636,851	17,733,267	28,524,000	26,815,277	25,437,177	21,861,077	17,426,977
Prior Year Adjustment	332,212	464,535	472,791	1,205,063	0	0	0	0
Adjusted Balance Forward	20,264,005	20,101,386	18,206,059	29,729,063	26,815,277	25,437,177	21,861,077	17,426,977
Receipts								
Departmental Earnings (DE)								
636002 Non-Ferrous Metallic Minerals	0	0	0	0	0	0	0	0
636005 Peat Royalties	1,080	1,080	0	0	1,000	1,000	1,000	1,000
636006 M Leases Nonmag Taconite	0	630	0	0	0	0	0	0
636016 Timber Sales	648,454	346,849	790,688	661,353	550,000	550,000	550,000	550,000
636017 Timber Sales Interest- Penalty	197	119	230	118	200	200	200	200
636018 Resource Mgmt Access Permits	0	0	0	0	0	0	0	0
636043 License Credit Card Serv Charge	(19,982)	(22,646)	(23,284)	(23,552)	(23,000)	(23,000)	(23,000)	(23,000)
636047 Easements on DNR Lands	0	102,282	7,388	24,777	0	0	0	0
636051 Water Cross Lic on DNR Land	0	0	0	0	0	0	0	0
636052 Leasing of DNR Lands	461,978	348,505	386,022	213,230	271,000	271,000	271,000	271,000
636054 Sale of Gravel, Sand, Salt	0	0	0	0	0	0	0	0
636055 Land Earnings Sale of Crops	0	0	0	0	0	0	0	0
636056 Damage Costs	0	198	1,312	284	0	0	0	0
636074 Application Fees	139,283	131,333	128,603	134,924	130,000	130,000	130,000	130,000
636075 License Issuing Fee /ELS	3,181,274	3,211,405	3,228,628	3,156,885	3,238,427	3,236,588	3,234,668	3,232,669
636075 License Issuing Fee /ELS from Lifetime License Sales	50,343	53,935	57,283	60,713	61,573	63,412	65,332	67,331
636076 Game & Fish Commercial License	346,661	344,060	341,614	335,675	350,000	350,000	350,000	350,000
636078 Fishing Licenses	25,374,414	25,599,537	28,327,683	28,513,882	30,508,013	30,502,278	30,496,294	30,490,061
636078 Fishing Licenses from Lifetime License Sales	156,049	168,172	174,651	209,340	191,987	197,722	203,706	209,939
636079 Hunting Licenses	18,335,082	18,540,240	18,387,685	20,546,151	13,367,925	13,362,367	13,356,567	13,350,526
636079 Hunting Licenses from Lifetime License Sales	150,212	162,994	174,989	215,172	186,075	191,633	197,433	203,474
636081 Sports Licenses	5,184,989	5,001,042	5,221,422	4,920,265	5,355,916	5,348,625	5,341,017	5,333,093
636081 Sports Licenses from Lifetime License Sales	202,694	213,807	224,950	258,719	244,084	251,375	258,983	266,907
636082 Waterfowl Stamp	0	0	0	0	0	0	0	0
636085 DNR Sale of Fish/Eggs	41,268	31,013	32,951	39,100	28,000	28,000	28,000	28,000
636086 Wild Rice Harvest	0	0	0	0	0	0	0	0
636088 Game & Fish Federal D-J (Fisheries)	14,531,579	11,896,870	12,383,664	12,325,628	13,000,000	13,000,000	13,000,000	13,000,000
636089 Game & Fish Federal P-R (Wildlife)	19,506,300	21,622,719	25,268,588	21,477,991	21,252,000	21,253,000	20,963,000	20,963,000
636090 Game and Fish Misc	18,736	27,850	21,713	22,872	18,000	18,000	18,000	18,000

**Department of Natural Resources
Game and Fish Fund Statement 2019 Close Forecast**

2200 Game and Fish (Operations)
Legal Citation: M.S. 97A.055, Subd. 1

	FY2016 Actual	FY2017 Actual	FY2018 Actual	FY2019 Actual	FY2020 Planning Est.	FY2021 Planning Est.	FY2022 Planning Est.	FY2023 Planning Est.
636091 Turkey Stamp	0	0	0	0	0	0	0	0
636093 Adult Hunter Education	4,602	3,686	3,576	3,248	5,000	5,000	5,000	5,000
636094 Firearm Safety Training	159,773	152,274	144,756	134,846	160,000	160,000	160,000	160,000
636098 Fines Game & Fish	200,250	212,323	197,893	202,204	200,000	200,000	200,000	200,000
636099 Fine Game & Fish Surcharge	0	0	0	0	0	0	0	0
636103 Forfeits Game & Fish	10,154	242,663	2,844	103,721	120,000	120,000	120,000	120,000
636104 DNR Restitution	96,213	141,415	105,639	140,206	104,000	104,000	104,000	104,000
636105 Pelting Fees	59	20	9	215	0	0	0	0
636107 Trespass Civil citations	696	650	550	646	700	700	700	700
636116 Deposit Clearance	0	0	0	0	0	0	0	0
636119 Late Charges on Leasing DNR Land	0	0	0	0	0	0	0	0
636122 Aeration System Permit	40,250	45,250	49,750	48,250	35,000	35,000	35,000	35,000
636127 Hunting Surcharge	151,911	172,634	196,117	216,101	180,000	180,000	180,000	180,000
636128 Fishing Surcharge	1,075,703	1,098,589	1,117,504	1,094,551	1,099,000	1,099,000	1,099,000	1,099,000
636129 Fishing Contests Permit	44,460	45,295	47,235	55,290	45,000	45,000	45,000	45,000
636134 Land Crossing Lic on DNR Land	8,699	10,582	9,767	6,829	5,000	5,000	5,000	5,000
636140 Super Sports R N	217,325	256,377	328,527	361,665	350,000	350,000	350,000	350,000
Subtotal Departmental Earnings	90,320,705	90,163,752	97,340,944	95,461,298	91,034,900	91,035,900	90,745,900	90,745,900
Investment Earnings								
512001 ITC Interest Earnings	188,485	292,392	501,021	1,010,960	860,000	860,000	860,000	860,000
Other Revenue (OR)								
512428 Restitutions	0	650	108	2,465	0	0	0	0
512801 Settlements	0	0	0	0	0	0	0	0
513118 General K/T Surcharge (G9T)	0	0	0	0	0	0	0	0
553090 All Other Reimbursements - External	0	0	0	0	0	0	0	0
553091 Credit Agreement Rebate	18,998	13,925	13,402	16,268	17,000	17,000	17,000	17,000
512253 Sale of Buildings	4,018	0	0	0	0	0	0	0
512606 All Other Reimbursements - Internal	0	0	0	0	0	0	0	0
555002 Agency Indirect Cost Non General Fund (Fed Indirect)	0	0	0	0	0	0	0	0
512800 Other Revenue	0	0	0	25,000	0	0	0	0
512832 Refunds of Prior Year Expenditures	23,515	231	4,355	7,155	0	0	0	0
512607 Agency Indirect Cost Reimb (Regional Indirect Cost Plan)	42,241	0	3,599	0	10,000	0	0	0
512833 Cash Overages	54	(330)	14	(114)	0	0	0	0
Subtotal Other Revenue	88,826	14,475	21,477	50,774	27,000	17,000	17,000	17,000
Total Receipts	90,598,016	90,470,618	97,863,442	96,523,033	91,921,900	91,912,900	91,622,900	91,622,900
Transfer In								
From General Fund (Police State Aid)	946,739	951,123	1,025,855	1,026,333	1,070,000	1,122,000	1,168,000	1,221,000
From Federal Fund 3000	98,885	0	0	0	0	0	0	0
Total Transfers In	1,045,624	951,123	1,025,855	1,026,333	1,070,000	1,122,000	1,168,000	1,221,000
TOTAL RESOURCES AVAILABLE	111,907,645	111,523,127	117,095,356	127,278,429	119,807,177	118,472,077	114,651,977	110,270,877

**Department of Natural Resources
Game and Fish Fund Statement 2019 Close Forecast**

2200 Game and Fish (Operations)
Legal Citation: M.S. 97A.055, Subd. 1

	FY2016	FY2017	FY2018	FY2019	FY2020	FY2021	FY2022	FY2023
	Actual	Actual	Actual	Actual	Planning Est.	Planning Est.	Planning Est.	Planning Est.
Expenditures								
Land and Minerals (R291002)	0	0	0	0	0	0	0	0
Lands Records Management System (R291017 & R291009)	332,972	355,028	343,116	344,885	344,000	344,000	344,000	344,000
Parks & Trails, Water Access (R294008)	1,877,160	2,410,423	1,024,846	3,509,534	2,292,000	2,300,000	2,300,000	2,300,000
Fish & Wildlife Management (R296002)	56,091,027	58,529,896	55,475,810	63,885,292	55,869,000	57,166,000	57,166,000	57,166,000
Grey Wolf Mgmt (R296040)	0	0	0	0	0	0	0	0
Shooting Sports Facilities Grants (R296406 & 6411)	567,008	656,903	962,132	419,001	0	0	0	0
Public Grazing Program (R296222) FY15	0	0	0	0	3,000	1,000	1,000	1,000
Fish Virus Surveillance (R296048)	0	49,968	0	0	0	0	0	0
Emergency Disease Response R296193	0	0	0	0	1,125,000	1,675,000	1,675,000	1,675,000
School & Tribal Grants R296424	0	0	0	0	500,000	0	0	0
Fish & Wildlife Mgmt, Licensing (R296056)	933,278	1,185,426	0	0	0	0	0	0
License Center / ELS (R296237)	3,279,841	3,201,128	3,145,027	2,979,037	3,400,000	3,400,000	3,400,000	3,341,000
Ecological and Water Resources Mgmt (R292005)	2,226,635	2,434,755	2,459,824	2,686,702	2,742,000	2,816,000	2,816,000	2,816,000
Enforcement (R297006 & R297051)	21,237,506	22,148,960	22,128,590	23,786,017	24,764,000	25,638,000	26,252,000	26,251,000
Ice Safety Program R297056	0	0	0	0	176,000	176,000	176,000	176,000
Outreach & Educ on 84-0896-Prohibited Animal Parts	283,237	123,909	65,601	148,709	166,000	166,000	166,000	166,000
Safety Training & Hunter Educ Fees (R297201, R297204)	0	0	0	0	0	0	0	0
Advanced Hunter Ed (R297030)	2,567,786	130	0	0	0	0	0	0
Enforcement Aviation Services	0	0	0	0	0	0	0	0
Ops Support (R298002)	1,302,841	1,046,856	1,349,335	1,057,311	1,300,000	1,300,000	1,300,000	1,300,000
Statewide Indirect Costs (R290228)	90,699,292	92,143,381	86,954,280	98,816,488	92,741,000	94,982,000	95,596,000	95,536,000
Subtotal Expenditures								
Transfers Out:								
Fund 2113 Forestry certification (187) (290284)	343,888	375,256	303,455	336,012	350,000	350,000	350,000	350,000
Fund 2112 Invasive Species (R296230) from NR Fishing Surchg (R292206)	1,075,703	1,098,589	1,117,504	1,094,551	1,099,000	1,099,000	1,099,000	1,099,000
Fund 2112 Invasive Species Account (18N)	0	0	0	0	0	0	0	0
Fund 2000 Venison Donation Surcharge	46,061	65,139	86,563	108,041	80,000	80,000	80,000	80,000
Fund 2000 Walk In Access Program	105,850	107,495	109,554	108,061	100,000	100,000	100,000	100,000
Total Transfers out	1,571,502	1,646,479	1,617,075	1,646,665	1,629,000	1,629,000	1,629,000	1,629,000
TOTAL EXPENDITURES AND TRANSFERS OUT	92,270,794	93,789,860	88,571,356	100,463,152	94,370,000	96,611,000	97,225,000	97,165,000
FUND BALANCE	19,636,851	17,733,267	28,524,000	26,815,277	25,437,177	21,861,077	17,426,977	13,105,877
Less Dedicated Appropriations: R296222, R296237, R297201, R297204	394,675	328,563	565,447	529,447	493,447	457,447	457,447	457,447
FUND BALANCE Less Dedicated Appropriations	19,242,176	17,404,704	27,958,554	26,285,830	24,943,730	21,403,630	16,969,530	12,648,430

Department of Natural Resources									
Game and Fish Fund Statement 2019 Close Forecast									
	FY2016 Actual	FY2017 Actual	FY2018 Actual	FY2019 Actual	FY2020 Planning Est.	FY2021 Planning Est.	FY2022 Planning Est.	FY2023 Planning Est.	
2201 Deer and Bear Management Account-Computerized Licensing (231) (Statutory)									
Legal Citation: M.S. 97A.075, Subd. 1 (c)									
FUND 2201 (Appropriation R296023) without Appropriation R296213 (D01) (Statutory)									
Balance Forward In	952,156	1,011,558	981,335	714,374	485,632	379,632	298,632	217,632	
Prior Year Adjustments	15,798	3,713	871	0	0	0	0	0	
Adjusted Balance Forward	967,953	1,015,271	982,206	714,374	485,632	379,632	298,632	217,632	
Receipts									
636079 Hunting License	578,322	597,018	607,472	613,712	639,091	638,885	638,670	638,445	
636079 Hunting License from Lifetime License Sales	5,422	6,052	6,541	7,066	6,909	7,115	7,330	7,555	
636075 License Issuing Fee	57,579	55,853	52,928	50,467	57,460	57,444	57,427	57,410	
636075 License Issuing Fee From Lifetime Licenses	434	473	526	578	540	556	573	590	
553091 Credit Agreement Rebate	0	0	0	0	0	0	0	0	
512832 Refunds of Prior Year Expd	0	0	0	0	0	0	0	0	
Total Receipts	641,757	659,395	667,467	671,823	704,000	704,000	704,000	704,000	
TOTAL RESOURCES AVAILABLE	1,609,710	1,674,666	1,649,672	1,386,197	1,189,632	1,083,632	1,002,632	921,632	
Expenditures									
Fish & Wildlife Management									
Wildlife Management	562,339	693,330	777,299	842,564	750,000	725,000	725,000	725,000	
License Center	35,813	0	158,000	58,000	60,000	60,000	60,000	60,000	
Total Expenditures	598,152	693,330	935,299	900,564	810,000	785,000	785,000	785,000	
FUND BALANCE without Appropriation R296213 (D01)	1,011,558	981,335	714,374	485,632	379,632	298,632	217,632	136,632	
APPROPRIATION R296213 (D01) (Statutory)									
Emergency Deer Feeding and Wild Cervidae Health Management Account									
Balance Forward In	607,166	858,909	376,086	522,771	810,178	780,178	800,178	820,178	
Prior Year Adjustments	85,777	6,612	115,764	28,305	0	0	0	0	
Adjusted Balance Forward	692,943	865,522	491,850	551,076	810,178	780,178	800,178	820,178	
Receipts									
636079 Hunting License	314,541	323,264	327,134	329,186	316,546	316,443	316,335	316,223	
636079 Hunting License from Lifetime License Sales	2,928	3,026	3,271	3,533	3,454	3,557	3,665	3,777	
512832 Refunds of Prior Year Expd	0	0	0	0	0	0	0	0	
Total Receipts	317,469	326,290	330,405	332,719	320,000	320,000	320,000	320,000	
TOTAL RESOURCES AVAILABLE	1,010,411	1,191,811	822,255	883,795	1,130,178	1,100,178	1,120,178	1,140,178	
Expenditures									
Fish & Wildlife Management									
Wildlife Management	151,502	815,725	299,484	73,617	300,000	300,000	300,000	300,000	
Adopt A Dumpster for CWD Areas	0	0	0	0	50,000	0	0	0	
Total Expenditures	151,502	815,725	299,484	73,617	350,000	300,000	300,000	300,000	
APPROPRIATION R296213 (D01) BALANCE	858,909	376,086	522,771	810,178	780,178	800,178	820,178	840,178	
FUND BALANCE: Including Appropriation R296213 (D01)	1,870,467	1,357,421	1,237,144	1,295,810	1,159,810	1,098,810	1,037,810	976,810	

Department of Natural Resources									
Game and Fish Fund Statement 2019 Close Forecast									
	FY2016	FY2017	FY2018	FY2019	FY2020	FY2021	FY2022	FY2023	
	Actual	Actual	Actual	Actual	Planning Est.	Planning Est.	Planning Est.	Planning Est.	
2202 Deer Habitat Improvement Account (232)									
Legal Citation M.S. 97A.075, Subd. 1 (b)									
Balance Forward In									
Prior Year Adjustments	627,887	696,221	806,923	694,389	1,368,698	1,293,698	1,218,698	1,143,698	
Adjusted Balance Forward	<u>8,694</u>	<u>2,689</u>	<u>2,197</u>	<u>39,990</u>	<u>0</u>	<u>0</u>	<u>0</u>	<u>0</u>	
	636,581	698,910	809,120	734,379	1,368,698	1,293,698	1,218,698	1,143,698	
Receipts									
636079 Hunting License	1,238,156	1,292,425	1,307,836	1,315,974	8,456,463	8,456,029	8,455,575	8,455,103	
636079 Hunting License from Lifetime License Sales	11,712	12,734	13,784	14,902	14,537	14,971	15,425	15,897	
553091 Credit Agreement Rebate	0	0	0	0	0	0	0	0	
512832 Refunds of Prior Year Expd	<u>0</u>	<u>0</u>	<u>0</u>	<u>0</u>	<u>0</u>	<u>0</u>	<u>0</u>	<u>0</u>	
Total Receipts	1,269,868	1,305,159	1,321,620	1,330,876	8,471,000	8,471,000	8,471,000	8,471,000	
TOTAL RESOURCES AVAILABLE	1,906,449	2,004,068	2,130,740	2,065,256	9,839,698	9,764,698	9,689,698	9,614,698	
Expenditures									
Fish & Wildlife Management									
Wildlife Management (R296024) - Statutory	1,210,228	1,197,145	1,436,351	696,557	0	0	0	0	
Wildlife Management - Direct Approp	<u>0</u>	<u>0</u>	<u>0</u>	<u>0</u>	<u>8,546,000</u>	<u>8,546,000</u>	<u>8,546,000</u>	<u>8,546,000</u>	
Total Expenditures	1,210,228	1,197,145	1,436,351	696,557	8,546,000	8,546,000	8,546,000	8,546,000	
FUND BALANCE	<u>696,221</u>	<u>806,923</u>	<u>694,389</u>	<u>1,368,698</u>	<u>1,293,698</u>	<u>1,218,698</u>	<u>1,143,698</u>	<u>1,068,698</u>	
2203 Waterfowl Habitat Improvement Account (Statutory)									
Legal Citation M.S. 97A.075, Subd. 2									
Balance Forward In									
Prior Year Adjustments	519,260	710,058	787,972	803,185	967,549	892,549	817,549	742,549	
Adjusted Balance Forward	<u>69,357</u>	<u>7,374</u>	<u>25,475</u>	<u>6,485</u>	<u>0</u>	<u>0</u>	<u>0</u>	<u>0</u>	
	588,617	717,433	813,447	809,670	967,549	892,549	817,549	742,549	
Receipts									
636082 Waterfowl Stamp	621,825	598,176	578,484	558,196	575,000	575,000	575,000	575,000	
553901 Credit Agreement Rebate	0	0	0	0	0	0	0	0	
512832 Refunds of Prior Year Expd	<u>0</u>	<u>0</u>	<u>0</u>	<u>0</u>	<u>0</u>	<u>0</u>	<u>0</u>	<u>0</u>	
Total Receipts	621,825	598,176	578,484	558,196	575,000	575,000	575,000	575,000	
TOTAL RESOURCES AVAILABLE	1,210,442	1,315,609	1,391,931	1,367,866	1,542,549	1,467,549	1,392,549	1,317,549	
Expenditures									
Fish & Wildlife Management									
Wildlife Management (R296025)	500,384	527,637	588,746	400,316	650,000	650,000	650,000	650,000	
FUND BALANCE	<u>710,058</u>	<u>787,972</u>	<u>803,185</u>	<u>967,549</u>	<u>892,549</u>	<u>817,549</u>	<u>742,549</u>	<u>667,549</u>	

Department of Natural Resources									
Game and Fish Fund Statement 2019 Close Forecast									
	FY2016	FY2017	FY2018	FY2019	FY2020	FY2021	FY2022	FY2023	
	Actual	Actual	Actual	Actual	Planning Est.	Planning Est.	Planning Est.	Planning Est.	
2204 Trout and Salmon Management Account (Statutory)									
Legal Citation: M.S. 97A.075 Subd 3									
Balance Forward In	893,624	941,233	717,359	681,599	963,903	963,903	963,903	963,903	
	6,944	11,309	20,580	25,527	0	0	0	0	
Prior Year Adjustments	900,569	952,542	737,939	707,126	963,903	963,903	963,903	963,903	
Adjusted Balance Forward									
Receipts	978,678	1,000,603	1,006,311	1,037,184	1,000,000	1,000,000	1,000,000	1,000,000	
636083 Trout Stamp	0	0	0	0	0	0	0	0	
553091 Credit Agreement Rebate	0	0	0	0	0	0	0	0	
512832 Refunds of Prior Year Expd	978,678	1,000,603	1,006,311	1,037,184	1,000,000	1,000,000	1,000,000	1,000,000	
Total Receipts									
TOTAL RESOURCES AVAILABLE	1,879,247	1,953,145	1,744,250	1,744,310	1,963,903	1,963,903	1,963,903	1,963,903	
Expenditures	938,013	1,235,786	1,062,651	780,407	1,000,000	1,000,000	1,000,000	1,000,000	
Fish & Wildlife Management									
Fish Management (R296003)									
FUND BALANCE	941,233	717,359	681,599	963,903	963,903	963,903	963,903	963,903	
2205 Pheasant Habitat Improvement Account (235) (Statutory)									
Legal Citation: M.S. 97A.075, Subd 4									
Balance Forward In	66,113	102,877	123,111	213,181	259,540	259,540	259,540	259,540	
	0	6	10	20,818	0	0	0	0	
Prior Year Adjustments	66,113	102,883	123,121	233,998	259,540	259,540	259,540	259,540	
Adjusted Balance Forward									
Receipts	525,608	514,499	477,924	483,700	450,000	450,000	450,000	450,000	
636084 Pheasant Stamp	0	0	0	0	0	0	0	0	
553091 Credit Agreement Rebate	0	0	0	0	0	0	0	0	
512832 Refunds of Prior Year Expd	525,608	514,499	477,924	483,700	450,000	450,000	450,000	450,000	
Total Receipts									
TOTAL RESOURCES AVAILABLE	591,721	617,382	601,044	717,698	709,540	709,540	709,540	709,540	
Expenditures	488,843	494,271	387,863	458,158	450,000	450,000	450,000	450,000	
Fish & Wildlife Management									
Wildlife Management (R296)									
FUND BALANCE	102,877	123,111	213,181	259,540	259,540	259,540	259,540	259,540	

Department of Natural Resources									
Game and Fish Fund Statement 2019 Close Forecast									
	FY2016	FY2017	FY2018	FY2019	FY2020	FY2021	FY2022	FY2023	
	Actual	Actual	Actual	Actual	Planning Est.	Planning Est.	Planning Est.	Planning Est.	
2206 Wild Rice Management Account (236)									
Legal Citation: M.S. 84.0911, Subd. 1									
Balance Forward In	26,379	42,588	37,633	72,716	63,028	63,028	63,028	63,028	
Prior Year Adjustments	0	0	20,000	210	0	0	0	0	
Adjusted Balance Forward	26,379	42,588	57,633	72,926	63,028	63,028	63,028	63,028	
Receipts	56,209	35,045	46,357	31,695	40,000	40,000	40,000	40,000	
636086 Wild Rice License									
TOTAL RESOURCES AVAILABLE	82,588	77,633	103,990	104,621	103,028	103,028	103,028	103,028	
Expenditures	40,000	40,000	31,274	41,594	40,000	40,000	40,000	40,000	
Fish & Wildlife Management									
Wildlife Management (R296211)									
FUND BALANCE	42,588	37,633	72,716	63,028	63,028	63,028	63,028	63,028	
2207 Wildlife Acquisition Account (237) (Statutory)									
Legal Citation: M.S. 97A.071, Subd. 1									
Balance Forward In	866,218	917,070	1,325,922	2,043,082	2,408,411	2,348,411	2,263,411	2,153,411	
Prior Year Adjustments	92	135,047	15,980	18,214	0	0	0	0	
Adjusted Balance Forward	866,309	1,052,117	1,341,903	2,061,296	2,408,411	2,348,411	2,263,411	2,153,411	
Receipts	1,533,281	1,495,372	1,430,619	1,356,409	1,368,330	1,341,637	1,314,871	1,288,031	
636080 Wildlife Acquisition Surcharge									
636080 Wildlife Acq Surcharge from Lifetime License Sales	46,943	49,641	52,215	54,620	56,670	58,363	60,129	61,969	
512253 Sale of Buildings	0	602	0	0	0	0	0	0	
553091 Credit Agreement Rebate	0	0	0	0	0	0	0	0	
512832 Refunds of Prior Year Expd	0	0	0	0	0	0	0	0	
Total Receipts	1,580,224	1,545,614	1,482,834	1,411,028	1,425,000	1,400,000	1,375,000	1,350,000	
TOTAL RESOURCES AVAILABLE	2,446,534	2,597,731	2,824,736	3,472,324	3,833,411	3,748,411	3,638,411	3,503,411	
Expenditures	1,529,464	1,271,809	781,655	1,063,914	1,485,000	1,485,000	1,485,000	1,485,000	
Fish & Wildlife Management									
Wildlife Management (R296030, R296022)									
FUND BALANCE	917,070	1,325,922	2,043,082	2,408,411	2,348,411	2,263,411	2,153,411	2,018,411	

Department of Natural Resources									
Game and Fish Fund Statement 2019 Close Forecast									
	FY2016	FY2017	FY2018	FY2019	FY2020	FY2021	FY2022	FY2023	
	Actual	Actual	Actual	Actual	Planning Est.	Planning Est.	Planning Est.	Planning Est.	
2208 Wild Turkey Management Account (238) (Statutory)									
Legal Citation: M.S. 97A.075, Subd. 5									
Balance Forward In	305,513	331,460	305,316	341,129	363,030	333,030	303,030	273,030	
	0	45	1,588	2,542	0	0	0	0	
Prior Year Adjustments	305,513	331,506	306,904	343,671	363,030	333,030	303,030	273,030	
Adjusted Balance Forward									
Receipts									
636079 Hunting Licenses	201,011	202,667	189,728	186,892	200,000	200,000	200,000	200,000	
636091 Turkey Stamp	0	0	0	0	0	0	0	0	
512832 Refunds of Prior Year Expd	0	0	0	0	0	0	0	0	
Total Receipts	201,011	202,667	189,728	186,892	200,000	200,000	200,000	200,000	
Transfer In	0	0	0	0	0	0	0	0	
From Fund 230									
TOTAL RESOURCES AVAILABLE	506,525	534,172	496,632	530,563	563,030	533,030	503,030	473,030	
Expenditures									
Fish & Wildlife Management	175,064	228,856	155,504	167,533	230,000	230,000	230,000	230,000	
Wildlife Management (R296028)									
FUND BALANCE	331,460	305,316	341,129	363,030	333,030	303,030	273,030	243,030	
2209 Heritage Enhancement Account (239)									
Legal Citation: M.S. 297A.94 (e) (1)									
Balance Forward In	2,366,298	4,145,399	3,610,359	4,794,412	4,718,574	4,009,959	3,808,259	3,806,559	
	100,777	171,633	121,826	92,110	0	0	0	0	
Prior Year Adjustments	2,467,074	4,317,032	3,732,185	4,886,522	4,718,574	4,009,959	3,808,259	3,806,559	
Adjusted Balance Forward									
Receipts									
510152 Heritage Enhancement	13,908,607	13,211,369	14,054,260	14,963,886	14,203,000	14,359,000	14,359,000	14,359,000	
553091 Credit Agreement Rebate	2,541	2,162	3,395	2,447	2,300	2,300	2,300	2,300	
512832 Refunds of Prior Year Expd	770	5,976	0	639	0	0	0	0	
512607 Agency Indirect Cost Reimb (Regional Indirect Cost Plan)	23,733	0	1,745	0	15,000	0	0	0	
Total Receipts	13,935,651	13,219,508	14,059,401	14,966,971	14,220,300	14,361,300	14,361,300	14,361,300	
TOTAL RESOURCES AVAILABLE	16,402,725	17,536,540	17,791,586	19,853,494	18,938,874	18,371,259	18,169,559	18,167,859	
Expenditures									
Forest Management ECS (R293002)	1,121,307	1,237,936	1,048,293	1,592,195	1,398,000	1,417,000	1,417,000	1,417,000	
Fish & Wildlife Mgmt. (R296004)	7,336,674	8,108,518	7,587,098	9,089,910	8,539,000	8,658,000	8,658,000	8,658,000	
Shooting Sports Facilities (R296042 & R296410)	679	152,909	12,000	4,718	24,915	0	0	0	
Shooting Sports Facilities Laws of 2019 - R296426	0	0	0	0	100,000	100,000	0	0	
World Class Shooting Range R296171	0	0	27,998	0	0	0	0	0	
Lead Shot Study R296172	0	0	11,598	0	0	0	0	0	
Emergency Disease Outbreak Response Planning	0	0	500,000	0	0	0	0	0	
Prairie Wetlands (R296039)	208,579	400,336	0	0	0	0	0	0	
HS Fishing Leagues & HS Fishing curriculum grants R296425	0	0	0	0	200,000	0	0	0	
Natural Resource Education & Recreation Grants	0	0	0	0	318,000	0	0	0	
Let's Go Fishing Grants and (R296407, R296408, R296033)	373,375	30,354	0	0	0	0	0	0	
Southeast Asian Outreach (R296272)		59,992	0	0	0	0	0	0	
Ecological Services (R292006, R292022)	1,680,842	2,355,007	1,903,056	2,398,131	2,259,000	2,298,000	2,298,000	2,298,000	
Invasive Species Grants - R292411, R292K11	0	0	410,000	410,000	510,000	510,000	410,000	410,000	
Enforcement (R297007, R297010, R297046, R297052)	1,535,871	1,581,129	1,497,131	1,639,966	1,580,000	1,580,000	1,580,000	1,580,000	
Operations Support - Southeast Asian Outreach	0	0	0	0	0	0	0	0	
Total Expenditures	12,257,326	13,926,181	12,997,174	15,134,920	14,928,915	14,563,000	14,363,000	14,363,000	
Transfers Out:									
Total Transfers out:	0	0	0	0	0	0	0	0	
FUND BALANCE	4,145,399	3,610,359	4,794,412	4,718,574	4,009,959	3,808,259	3,806,559	3,804,859	

Department of Natural Resources									
Game and Fish Fund Statement 2019 Close Forecast									
	FY2016	FY2017	FY2018	FY2019	FY2020	FY2021	FY2022	FY2023	
	Actual	Actual	Actual	Actual	Planning Est.	Planning Est.	Planning Est.	Planning Est.	
2210 Lifetime Fish and Wildlife Trust Fund (23A)									
Legal Citation: M.S. 97A.4742 Subd 1									
Balance Forward In	10,690,119	11,455,115	12,498,789	13,627,026	14,620,337	15,385,337	16,127,337	16,845,337	
	0	0	0	0	0	0	0	0	
Prior Year Adjustments	10,690,119	11,455,115	12,498,789	13,627,026	14,620,337	15,385,337	16,127,337	16,845,337	
Adjusted Balance Forward									
Receipts									
636078 Fishing License (Lifetime)	364,524	443,178	500,980	554,881	400,000	400,000	400,000	400,000	
636079 Hunting License (Lifetime)	469,826	578,069	632,076	625,192	550,000	550,000	550,000	550,000	
636081 Sportsman License (Lifetime)	557,671	691,212	702,173	632,139	580,000	580,000	580,000	580,000	
636123 G-F Lifetime License Activation	(630,015)	(674,487)	(712,166)	(828,933)	(770,000)	(793,000)	(817,000)	(842,000)	
512001 ITC Interest Earnings	2,990	5,703	5,174	10,031	5,000	5,000	5,000	5,000	
Total Receipts	764,996	1,043,675	1,128,237	993,311	765,000	742,000	718,000	693,000	
TOTAL RESOURCES AVAILABLE	11,455,115	12,498,789	13,627,026	14,620,337	15,385,337	16,127,337	16,845,337	17,538,337	
Deposit Correction to:									
Fund 2200, 636075, License Issuing Fee (RSRC 5421)	50,343	53,935	57,283	60,713	61,573	63,412	65,332	67,331	
Fund 2200, 636078, Fishing Licenses fee (RSRC 5424)	156,049	168,172	174,651	209,340	191,987	197,722	203,706	209,939	
Fund 2200, 636079, Hunting Licenses (RSRC 5425)	150,212	162,994	174,989	215,172	186,075	191,633	197,433	203,474	
Fund 2200, 636081, Sports Licenses (RSRC 5427)	202,694	213,807	224,950	258,719	244,084	251,375	258,983	266,907	
Fund 2200, 636128, Fishing Lic Surcharge (RSRC 5475)	310	400	440	490	457	470	485	499	
Fund 2200, 636127, Hunting Lic Surcharge	40	70	70	75	80	82	85	87	
Fund 2201, 636079, Hunting License (RSRC 5425)	8,350	9,078	9,812	10,599	10,363	10,672	10,995	11,332	
Fund 2201, 636075, License Issuing Fee (RSRC 5421)	434	473	526	578	540	556	573	590	
Fund 2202, 636079, Hunting License (RSRC 5425)	11,712	12,734	13,784	14,902	14,537	14,971	15,425	15,897	
Fund 2207, 636080, Wildlife Acq Surcharge (RSRC 5426)	46,943	49,641	52,215	54,620	56,670	58,363	60,129	61,969	
Fund 2213, 636142, Wolf Account	2,928	3,184	3,446	3,726	3,634	3,743	3,856	3,974	
Deposit Correction detail: Game and Fish Fund (Operations)	630,015	674,487	712,166	828,933	770,000	793,000	817,000	842,000	
FUND BALANCE	11,455,115	12,498,789	13,627,026	14,620,337	15,385,337	16,127,337	16,845,337	17,538,337	
2211 Walleye Stamp Account (23B) (Statutory)									
Legal Citation: M.S. 97A.075 Subd 6									
Balance Forward In	59,144	69,673	73,764	81,441	95,814	95,814	95,814	95,814	
	0	0	0	0	0	0	0	0	
Prior Year Adjustments	59,144	69,673	73,764	81,441	95,814	95,814	95,814	95,814	
Adjusted Balance Forward									
Receipts									
636130 Walleye Stamp	85,363	91,963	95,208	100,384	90,000	90,000	90,000	90,000	
512001 ITC Interest Earnings	0	0	0	0	0	0	0	0	
Total Receipts	85,363	91,963	95,208	100,384	90,000	90,000	90,000	90,000	
TOTAL RESOURCES AVAILABLE	144,507	161,636	168,971	181,825	185,814	185,814	185,814	185,814	
Expenditures	74,834	87,873	87,531	86,010	90,000	90,000	90,000	90,000	
Fish & Wildlife Mgmt, Fish Management (R296005)									
FUND BALANCE	69,673	73,764	81,441	95,814	95,814	95,814	95,814	95,814	

Department of Natural Resources									
Game and Fish Fund Statement 2019 Close Forecast									
	FY2016	FY2017	FY2018	FY2019	FY2020	FY2021	FY2022	FY2023	
	Actual	Actual	Actual	Actual	Planning Est.	Planning Est.	Planning Est.	Planning Est.	
2212 Peace Officer Training Account									
Legal Citation: M.S. 97A.052									
Balance Forward In	72,608	57,458	36,577	42,735	63,115	24,115	(18,885)	(66,885)	
	313	6,748	527	190	0	0	0	0	
Prior Year Adjustments	72,921	64,206	37,104	42,925	63,115	24,115	(18,885)	(66,885)	
Adjusted Balance Forward									
Receipts									
513118 General K/T Surcharge	117,814	115,736	102,052	101,426	96,000	92,000	87,000	83,000	
553091 Credit Agreement Rebate	42	66	3	3	0	0	0	0	
Total Receipts	117,855	115,801	102,055	101,429	96,000	92,000	87,000	83,000	
TOTAL RESOURCES AVAILABLE	190,776	180,007	139,159	144,354	159,115	116,115	68,115	16,115	
Expenditures	133,318	143,430	96,424	81,239	135,000	135,000	135,000	135,000	
Transfer In	0	0	0	0	0	0	0	0	
FUND BALANCE	57,458	36,577	42,735	63,115	24,115	(18,885)	(66,885)	(118,885)	
2213 Wolf Management and Monitoring Account (Statutory)									
Legal Citation: M.S. 97A.075 Subd 7b									
Balance Forward In	655,616	975,638	1,140,367	1,175,211	1,197,367	1,267,367	1,337,367	1,407,367	
	112,554	248	0	59	0	0	0	0	
Prior Year Adjustments	768,170	975,886	1,140,367	1,175,270	1,197,367	1,267,367	1,337,367	1,407,367	
Adjusted Balance Forward									
Receipts									
636141 Wolf Hunting & Trapping	0	0	0	0	0	0	0	0	
636142 Wolf Allocation	314,540	323,204	327,150	329,320	316,433	316,255	316,255	316,255	
636142 Wolf Allocation from Lifetime License Sales	2,928	3,086	3,240	3,399	3,567	3,745	3,745	3,745	
Total Receipts	317,468	326,290	330,391	332,719	320,000	320,000	320,000	320,000	
TOTAL RESOURCES AVAILABLE	1,085,638	1,302,176	1,470,757	1,507,990	1,517,367	1,587,367	1,657,367	1,727,367	
Expenditures	110,000	161,809	295,546	310,622	250,000	250,000	250,000	350,000	
Transfer In	0	0	0	0	0	0	0	0	
FUND BALANCE	975,638	1,140,367	1,175,211	1,197,367	1,267,367	1,337,367	1,407,367	1,377,367	

Appendix B
Game and Fish
Fund Allocations to
Hunting and
Fishing Activity

The Game and Fish Fund Hunting and Fishing Allocation report is based on the methodology developed for the [2008 legislative report](#); “Game and Fish Fund Hunting and Fishing Revenue/Expenditure Allocations”, which was developed to meet Minnesota Session Law 2007, Chapter 57, Article 1, Section 4, Subdivision 7, which required a report by November 15, 2008.

The report shows the actual and projected ratios of fishing revenue to expenditures and hunting revenue to expenditures, thus shows any imbalance in spending to revenues for hunting verses fishing.

Per the report, only the Game and Fish Operations Account is used in the analysis. Revenues are allocated by revenue type, and expenditures are allocated based on accounting codes, actual for completed years, budgeted for future years.

Other than for dedicated stamp or other dedicated accounts, there are no statutory requirements to appropriate or spend fishing related revenue for fish activities or hunting related revenue for wildlife activities.

The desired goal is to have a balance between both fisheries revenue and expenditures and wildlife revenue and expenditures.

There are factors that influence the ending result each year. These factors include:

1. Increase wildlife expenditures,
2. Decrease hunting related revenues,
3. Decrease fisheries expenditures, and
4. Increase fishing related revenues.

It is acknowledged that other factors are outside the control of DNR and may include session law changes, and federal Sport Fish Restoration Act (DJ) or Wildlife Restoration Act (PR) apportionment increases or decreases.

The Game and Fish Fund report is a tool used to help track imbalance concerns. The DNR is committed to monitoring the imbalance.

Game and Fish Fund Allocations to Hunting and Fishing Activity
As of FY 2019 Close Forecast

EXPENDITURES																
	FY16		FY17		FY18		FY19		FY20		FY21		FY22		FY23	
	Actual	Expenditures	Actual	Expenditures	Actual	Expenditures	Actual	Expenditures	Estimated	Expenditures	Estimated	Expenditures	Estimated	Expenditures	Estimated	Expenditures
	Hunting	Fishing	Hunting	Fishing	Hunting	Fishing	Hunting	Fishing	Hunting	Fishing	Hunting	Fishing	Hunting	Fishing	Hunting	Fishing
DNR Unit																
Fisheries	0	30,310,322	0	31,548,338	0	31,140,033	0	36,603,721	0	34,944,747	0	35,493,247	0	35,493,247	0	35,493,247
Wildlife	27,919,216	0	29,334,907	0	26,114,590	0	28,278,761	0	23,200,318	0	23,996,818	0	23,996,818	0	23,996,818	0
License Center	2,317,215	1,895,903	2,412,605	1,973,949	2,169,982	1,775,440	2,226,132	1,821,381	2,409,515	1,971,421	2,409,515	1,971,421	2,409,515	1,971,421	2,377,065	1,944,871
Ecological Services	1,046,518	1,180,117	1,095,640	1,339,115	1,106,921	1,352,903	1,209,016	1,477,686	1,233,900	1,508,100	1,267,200	1,548,800	1,267,200	1,548,800	1,267,200	1,548,800
Enforcement	12,407,901	11,680,628	10,091,071	12,181,928	11,351,182	10,843,009	12,279,578	11,655,148	12,855,640	12,310,360	13,241,380	12,738,620	13,554,520	13,039,480	13,554,010	13,038,990
Parks and Trails	0	1,877,160	0	2,410,423	0	1,024,846	0	3,509,534	0	2,292,000	0	2,300,000	0	2,300,000	0	2,300,000
Forestry	0		0		0		0		0		0		0		0	
Land and Minerals	293,015	39,957	312,425	42,603	301,942	41,174	303,498	41,386	302,720	41,280	302,720	41,280	302,720	41,280	302,720	41,280
Operations Support	0	0	0	0	0	0	0	0	0	0	0	0	0	0	0	0
Statewide Indirect	629,936	672,905	488,156	558,700	634,965	714,370	471,156	586,155	558,748	741,252	562,190	737,810	562,836	737,164	562,741	737,259
Total	\$ 44,613,801	\$ 47,656,992	\$ 43,734,802	\$ 50,055,058	\$ 41,679,582	\$ 46,891,775	\$ 44,768,142	\$ 55,695,012	\$ 40,560,841	\$ 53,809,159	\$ 41,779,823	\$ 54,831,177	\$ 42,093,608	\$ 55,131,392	\$ 42,060,553	\$ 55,104,447

Biennial Totals

	FY16-17		FY18-19		FY20-21		FY22-23	
Hunting	\$	88,348,604	\$	86,447,724	\$	82,340,663	\$	84,154,161
Fishing	\$	97,712,049	\$	102,586,787	\$	108,640,337	\$	110,235,839

Expenditure Assumptions:

Dedicated Account dollars not included.
Projected costs are based on current law.
License Center costs allocated
Enforcement and Land & Minerals costs allocated based on historical percentages.
Ecological and Water Resources allocated on cost coding.
Statewide Indirect is allocated as a percentage of the other total costs.
Fishing Surcharge transfers allocated to Fishing Expenditures. Venison, Walk-in-Access, and FMEA transfers allocated to Hunting Expenditures.

REVENUES

	FY16-17		FY18-19		FY20-21		FY22-23	
Hunting	\$	89,513,764	\$	98,063,271	\$	81,514,723	\$	81,026,289
Fishing	\$	93,551,619	\$	98,375,392	\$	104,512,077	\$	104,608,511

Revenue Assumptions:

Total Biennial receipts reported on this report equals "Total Receipts (GFF Statement) + Police State Aid Transfer - Less Dedicated Accounts"
Sports Licenses-Split according to % of hunting and fishing to total
Commercial Licenses allocated based on account numbers.
Leases-Split 5% to Fisheries/ 95% to Wildlife
Fines Split 60% to Fisheries/40% to Wildlife
Miscellaneous Split 50% to Fisheries/50% to Wildlife
Investment Split According to Overall Pre-Investment Revenue Split

PERCENTAGE

	FY16-17		FY18-19		FY20-21		FY22-23	
Hunting		98.7%		88.2%		101.0%		103.9%
Fishing		104.4%		104.3%		104.0%		105.4%

Note: Over 100% means expenditures exceed revenues, and less than 100% means revenues exceed expenditures.



Appendix C

Related Accounts

Appendix C

Related Accounts

Game and Fish Fund *Fiscal Year 2019 Annual Report*

Venison Donation Program

A \$1 fee on all deer bonus permits is collected and transferred out of the Game & Fish Fund into a special revenue fund to support this program.

This program allows Minnesota deer hunters to donate deer carcasses to food banks, food shelves and other programs to help people in need. This is a cooperative effort between the Minnesota Department of Agriculture (MDA) and the Minnesota Department of Natural Resources (DNR) providing an excellent source of protein to those in need while helping reduce local deer populations where needed.

Accomplishments:

- Twenty-nine processors were certified to participate in the program in FY2019; of those, twenty-three accepted donations.
- In FY2019, 270 deer were donated and over 10,000 pounds of venison were processed through the program.
- Venison donations are below the record high levels experienced during the mid-2000's when deer populations in much of the state were considered overabundant, and efforts were being made to reduce populations through hunting. With a rebounding deer population and increased harvest opportunity, donations to the program in FY19 increased nearly to the level seen prior to conservative regulations in the fall of 2015 and 2016. Donations in 2018 were up 28% relative to FY17 and donations in 2019 were up 29% relative to FY18.

Financial Review	
FY2019 Beginning fund balance	\$408,851
Prior year adjustment	\$0
Receipts	
Donations	\$0
Transfer-in from 2200	<u>\$108,041</u>
Total receipts and transfers in	\$108,041
Expenditures	
Fish and Wildlife	\$0
Transfer-out to Dept. of Agriculture	<u>\$85,000</u>
Total expenditures and transfers-out	\$85,000
FY2019 Ending fund balance	\$431,891
Net change for FY2019	\$23,041

Walk-In Access Program

This program operates out of a special revenue account. The Walk-In Access (WIA) program is in its eighth year. The program is currently funded through 2019 under a \$1.67 million grant by the Natural Resources Conservation Service, U.S. Department of Agriculture, under number 69-3A75-16-509. We are on our second grant extension. We hope NRCS announces a new round of funding in the fall of 2019 so that we have funds available in spring 2020 for fall 2020 enrollments. The program was initially supported by a one-time appropriation of about \$616,000 made from the surcharge portion of the venison donation fund. It is also supported by a \$5 surcharge on all non-resident hunting licenses, and an option for small game hunters and deer hunters to donate \$1, \$3, or \$5 to support the WIA program. This report is limited to the State dollars and does not include the Natural Resources Conservation Service grant dollars. WIA provides hunting opportunity by purchasing access on private land with high quality wildlife cover, through a landowner agreement. Much of that land is in a set-aside program or conservation easement such as the Conservation Reserve Program (CRP), Reinvest In Minnesota (RIM) or Wetland Reserve Program/Easement (WPR/WRE). WIA is voluntary for landowners. Most landowners choose to enroll their property for three years. Enrolled lands are covered under the Minnesota recreational use laws that limit landowners' liability.

Accomplishments:

- Expanded the program from 21 counties in 2011 to 47 counties in 2019, across western and south central Minnesota.
- Increased WIA program enrollments each year since its inception, despite significant acreage losses in the Conservation Reserved Program during the same period. There are 28,410 acres enrolled for 2019/2020. We lost some acres this year from the expirations of a large number of CRP contracts.
- Created, printed, and distributed 27,500 Walk-In Access Hunting Atlases to guide WIA users to WIA enrolled lands for access. Due to demand, we may do a second printing.
- Maintained and updated the Walk-In Access web site and electronic map products to provide additional opportunities for users to locate WIA lands for access.
- Provided significant enhancements to the WIA Electronic Information System, which is used to generate landowner agreements and track WIA enrollments.
- Increased hunter use each year. This is tracked by the sale of a \$3.00 validation required to access WIA land. In 2018/2019, 25,215 validations were sold.
- Ongoing efforts towards a new VPA-HIP (Voluntary Public Access – Habitat Improvement Program) proposal through NRCS which is due 27 Nov, 2019. We hope to expand the program up to 40,000 acres and may include some new uses for the WIA parcels such as birdwatching.
- The WIA program was mentioned at least twice by Governor Walz at the 2019 Governor's Pheasant Hunt Opener. We hope to make the program a major feature of the 2020 Governor's Pheasant Hunt Opener in Fairmont.

Expenditures from this account in FY2019 were for landowner lease agreements, agreements with the participating Soil and Water Conservation Districts (SWCD) in support of their efforts to recruit landowners to the program, staff salaries, boundary posting expenses, and other program costs.

Financial Review	
FY2019 Beginning fund balance	\$460,455
Prior year adjustment	\$0
Receipts	
Donations	\$22,323
Transfer-in from 2200	<u>\$108,061</u>
Total receipts and transfers in	\$130,384
Expenditures	
Fish and Wildlife	<u>\$1,984</u>
Transfers-out	\$0
Total expenditures and transfers-out	<u>\$1,984</u>
FY2019 Ending fund balance	\$588,856
Net change for FY2019	\$128,400