

FY2019 Lawful (Charitable) Gambling Organization Annual Report Summary

(MS 349.151, Subd. 4, para (a), clause (9), requires the Gambling Control Board to report annually to the governor and legislature a financial summary for each licensed organization.)

Report does not include organizations that did not actively conduct gambling for the entire fiscal year or organizations that did not submit accurate monthly reports to the board in time to be included in this summary.

GROSS RECEIPTS, PRIZES PAID, ALLOWABLE EXPENSES, NET PROFIT

\$2,316,320,986	100.0%	Gross Receipts
\$1,960,660,562	84.6%	Less Prizes Paid
\$355,660,423	15.4%	Net Receipts
\$355,660,423	100.0%	Net Receipts
\$176,703,007	49.7%	Less Allowable Expenses
\$178,957,417	50.3%	Net Profit

LAWFUL PURPOSE EXPENDITURES (LPE)

\$78,123,222	22.0%	Charitable Contributions / Other LPE
\$88,122,643	24.8%	State Tax on Lawful Gambling Net Receipts
\$3,621,699	1.0%	Local and Federal Taxes, Unrelated Business Income Tax
\$3,999,792	1.1%	License and Regulatory Fees
\$173,867,356	48.9%	Total Lawful Purpose Expenditures

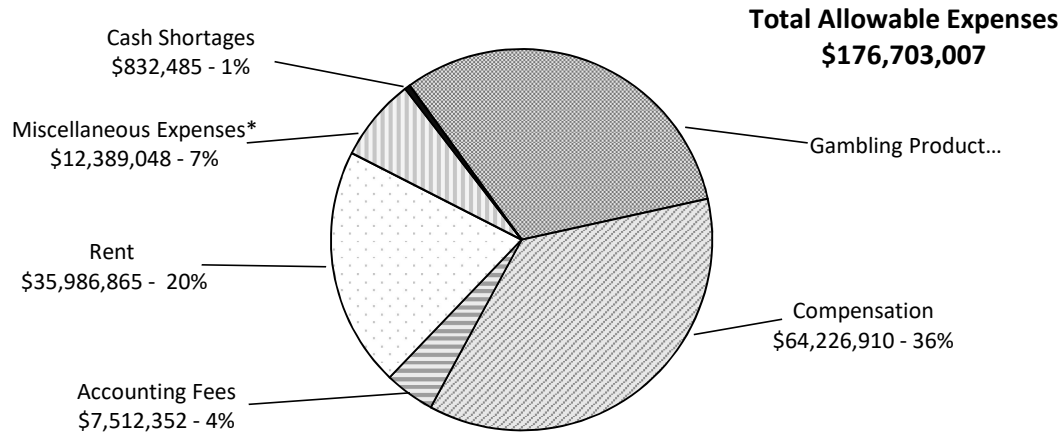
NET RECEIPTS RETAINED

\$355,660,423	100.0%	Net Receipts
\$176,703,007	49.7%	Allowable Expenses
\$173,867,356	48.9%	Less Total Lawful Purpose Expenditures
\$5,090,061	1.4%	Total Net Receipts Retained

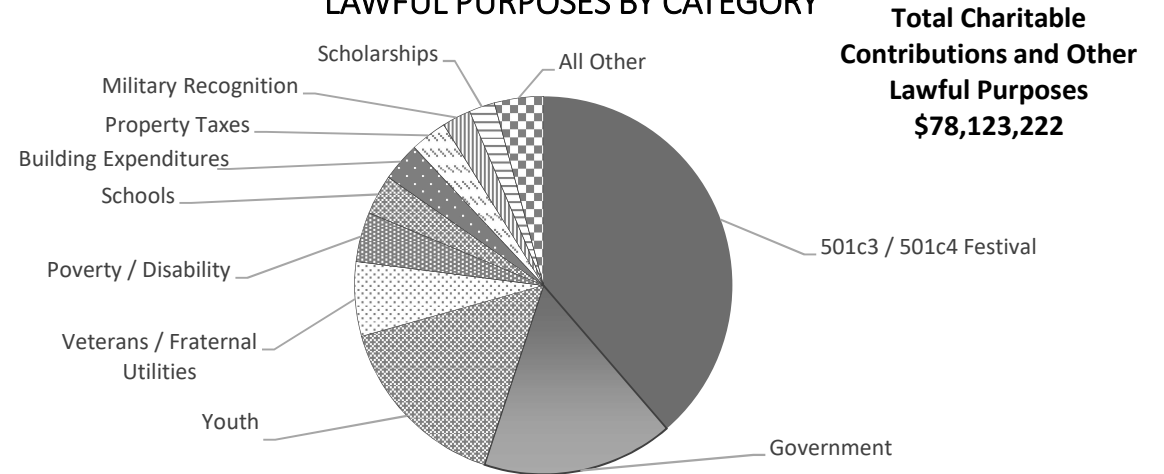
Organization Type:

Veterans	306	27.3%	American Legions, VFWs, auxiliaries, military service clubs, etc.
Fire	171	15.3%	Firefighter relief associations
Lions	149	13.3%	Lions clubs
Youth	94	8.4%	Youth sports other than hockey, youth arts, and other youth activities
Outdoor	92	8.2%	Wildlife conservation, snowmobile and ATV trails, etc.
Youth Hockey	88	7.9%	Youth hockey associations and ice arenas
Fraternal	80	7.1%	Eagles, Elks, Moose, Jaycees, etc.
Civic	69	6.2%	Chambers of Commerce, commercial clubs, community clubs, lake associations, etc.
Miscellaneous	43	3.8%	Festivals, animal shelters, arts, library, medical, etc.
Religious	28	2.5%	Churches, schools, Knights of Columbus
Total	1,120	100.0%	

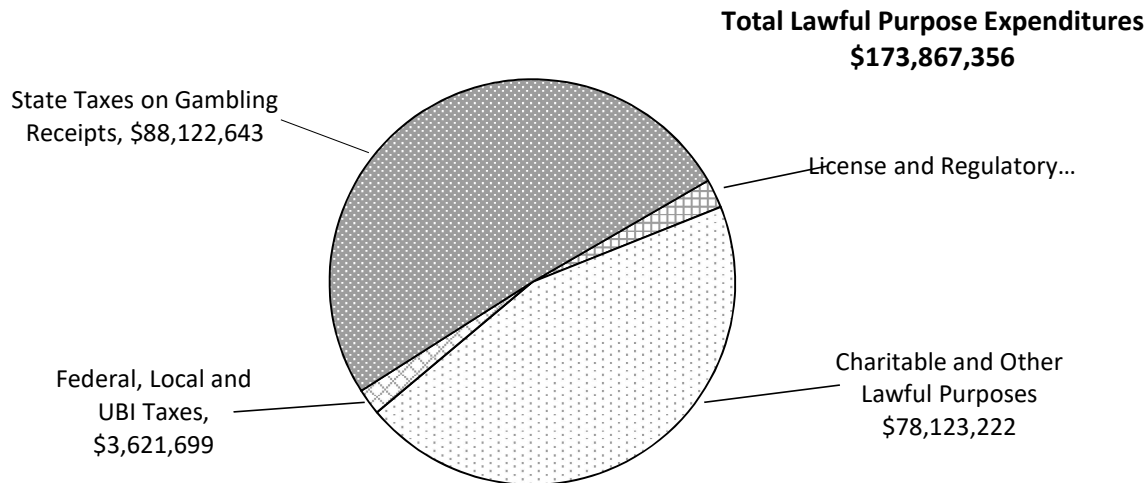
FY2019 ALLOWABLE EXPENSES BY CATEGORY



FY2019 CHARITABLE CONTRIBUTIONS AND OTHER LAWFUL PURPOSES BY CATEGORY



FY2019 LAWFUL PURPOSE EXPENDITURES BY CATEGORY



Amount	Percentage	Description	LPE Code
\$30,218,299	38.7%	501c(3) and 501c(4) festival organizations**	1
\$12,798,340	16.4%	Government**	10
\$12,177,448	15.6%	Youth**	7
\$4,974,803	6.4%	Veterans and fraternal utilities	16
\$3,327,063	4.3%	Poverty, disability, nutritional programs for seniors**	2, 14
\$2,666,833	3.4%	Private and public schools**	4
\$2,597,497	3.3%	Property taxes	9
\$2,451,744	3.1%	Building expenditures/capital assets	22 - 25
\$1,924,210	2.5%	Military recognition**	6
\$1,712,075	2.2%	Scholarships**	5
\$3,274,911	4.2%	<u>All Other</u>	0
\$1,198,897		Churches, religious institutions**	11
\$1,002,086		Wildlife management, trails**	13
\$635,410		To another licensed organization or affiliate	20, 21
\$269,164		Veterans clubs membership events	17, 26
\$92,635		Community arts**	15
\$62,342		Honoring humanitarian service**	19
\$13,628		Problem gambling**	3
\$750		Water testing programs**	12
\$3,274,911		Total All Other	

*Examples include office equipment, supplies, traveling expenses, advertising and gambling manager's bond.

**Indicates expenditures defined by statute as "charitable contributions".

Total Lawful Purpose Expenditures Star Rating

Each licensed organization is evaluated by the Gambling Control Board to determine a rating based on the percentage of its annual net receipts (gross receipts less prizes paid) spent on lawful purpose expenditures (LPE). Lawful purpose means a gambling account expenditure that qualifies under one or more of the 26 categories listed on the right.

% Spent on LPE	Rating
50% or more	5 star ★★★★★
40% or more	4 star ★★★★★
30% or more	3 star ★★★★★
20% or more	2 star ★★
Less than 20%	1 star ★

Organizations with less than a three-star rating are placed on probationary status. Probationary organizations must increase their star rating to three or more stars (two or more stars for an organization that only conducts gambling at a location where the primary business is bingo) by the end of the following fiscal year to avoid possible sanctions.

Retained Cash

Retained cash is the money that would be available to the organization for lawful purposes and allowable expenses if the organization discontinued its lawful gambling operation. Retained cash is calculated by adding the sum of the organization's checking accounts, savings accounts, and starting cash and subtracting any start-up or emergency loans made to the gambling account. Each organization's reported retained cash amount as of June 30, 2019 is listed in the far right column on the Organization Annual Report Summary.

Lawful Purpose Mission Rating

New this year is a "Lawful Purpose Mission Rating". It shows the percentage of net receipts each organization expended for lawful purposes **excluding** taxes, licensing fees, and regulatory fees.

Lawful Purpose Expenditures Code Summary

- | | | |
|-----------------------------------------------------------------------------------------------------------------------------------------------------------------------------------------------------------------------------------------------------------------------------------------------------------------------------------------------------------------------------------------------------------------------------------------------------------------------------------------------------------------------------------------------------------------------------------------------------------------------------------------------------------------------------------------------------------------------------------------------------------------------------------------------------------------------------------------------------------------------------------------------------------------------------------------------------------------------------------------------------------------------------------------------------------------------------------------------------------------------------------------------------------------------------------------------------------|-----------------------------------------------------------------------------------------------------------------------------------------------------------------------------------------------------------------------------------------------------------------------------------------------------------------------------------------------------------------------------------------------------------------------------------------------------------------------------------------------------------------------------------------------------------------------------------------------------------------------------------------------------------------------------------------------------------------------------------------------------------------------------------------------------------------------------------------------------------------------------------------------------------------------------------------------------------------------------------------------------------------------------------------------------------------------------------------------------------------------------------------------------------------------------------------------------------------------------------------------------------------------------------------------------------------|------------------------------------------------------------------------------------------------------------------------------------------------------------------------------------------------------------------------------------------------------------------------------------------------------------------------------------------------------------------------------------------------------------------------------------------------------------------------------------------------------------------------------------------------------------------------------------------------------------------------------------------------------------------------------------------------------------------------------------------------------------------------------------------------------------------------------------------------------------------------------------------------------------------------------------------------------------------------------------------------------------------------------------------------------------------------------------------------------------------------------------------------------------------------------------------------------------|
| <p>1 To and by 501c3 organizations or 501c4 festival organizations.</p> <p>2 Relieving the effects of poverty, homelessness, or disability.</p> <p>3 Program for education, prevention, or treatment of problem gambling.</p> <p>4 Funding a public or private nonprofit education institution registered with or accredited by Minnesota or another state.</p> <p>5 Scholarships.</p> <p>6 Recognition of military service. Active military personnel in need.</p> <p>7 Activities and facilities benefitting youth under age 21.</p> <p>8 Payment of local, state, and federal taxes on receipts from lawful gambling.</p> <p>9 Real estate taxes and assessments on gambling premises that are either owned by a licensed organization (includes veterans organizations) or wholly leased by a 501c19 veterans organization.</p> <p>10 Contribution to the United States, state of Minnesota, or any of its subdivisions or agencies or instrumentalities (except a direct contribution to a law enforcement or prosecutorial agency).

A fund administered and regulated by a city or county (for lawful purposes).</p> | <p>11 To and by a nonprofit organization which is a church or a body of communicants.</p> <p>12 Water quality testing for public waters, with MPCA approval.</p> <p>13 Wildlife management project that benefits the public-at-large, with DNR approval. Costs related to grooming and maintaining snowmobile or all-terrain vehicle trails that are grant-in-aid trails, or other trails open to public use, with DNR approval. Supplies/materials for safety education programs coordinated by the DNR.</p> <p>14 Conducting nutritional programs, food shelves, and congregate dining programs primarily for persons who are age 62 or older or disabled.</p> <p>15 To community arts organizations or expenditures to community arts.</p> <p>16 Utility costs (fuel for heating, water, electricity, and sewer costs) for building wholly owned or wholly leased by licensed veteran or fraternal organizations and used as their primary headquarters (if portion leased out, percentage for primary headquarters allowed with GCB approval).</p> <p>17 Membership events of licensed veteran organization, limited to members and spouses only, held in recognition of military service (limit \$5,000 per year for all organizations at post home).</p> | <p>18 Fees paid to the state for organization license, premises permits, and gambling manager license.</p> <p>19 Recognizing humanitarian service (volunteerism and philanthropy).</p> <p>20 Contribution to another licensed organization, with GCB approval.</p> <p>21 Contribution to a parent organization that has received prior GCB approval.</p> <p>22 Repair, maintenance, or improvement of owned real property and capital assets, or replacement of unrepairable capital assets, subject to annual limit.</p> <p>23 Acquisition, erection, or improvement of capital assets used exclusively for lawful purpose, with a cost greater than \$2,000, with GCB approval.</p> <p>24 Acquisition, erection, improvement, or expansion of real property used exclusively for lawful purpose, with GCB approval.</p> <p>25 Replacement of building made uninhabitable by fire or catastrophe, or taken under eminent domain, with GCB approval.</p> <p>26 Contribution to a non-licensed 501c19 organization that is not affiliated with contributing organization and whose owned or leased property is not a permitted premises.</p> |
|-----------------------------------------------------------------------------------------------------------------------------------------------------------------------------------------------------------------------------------------------------------------------------------------------------------------------------------------------------------------------------------------------------------------------------------------------------------------------------------------------------------------------------------------------------------------------------------------------------------------------------------------------------------------------------------------------------------------------------------------------------------------------------------------------------------------------------------------------------------------------------------------------------------------------------------------------------------------------------------------------------------------------------------------------------------------------------------------------------------------------------------------------------------------------------------------------------------|-----------------------------------------------------------------------------------------------------------------------------------------------------------------------------------------------------------------------------------------------------------------------------------------------------------------------------------------------------------------------------------------------------------------------------------------------------------------------------------------------------------------------------------------------------------------------------------------------------------------------------------------------------------------------------------------------------------------------------------------------------------------------------------------------------------------------------------------------------------------------------------------------------------------------------------------------------------------------------------------------------------------------------------------------------------------------------------------------------------------------------------------------------------------------------------------------------------------------------------------------------------------------------------------------------------------|------------------------------------------------------------------------------------------------------------------------------------------------------------------------------------------------------------------------------------------------------------------------------------------------------------------------------------------------------------------------------------------------------------------------------------------------------------------------------------------------------------------------------------------------------------------------------------------------------------------------------------------------------------------------------------------------------------------------------------------------------------------------------------------------------------------------------------------------------------------------------------------------------------------------------------------------------------------------------------------------------------------------------------------------------------------------------------------------------------------------------------------------------------------------------------------------------------|

FY2019 Organization Annual Report Summary

by Organization Name

Organization Name	City	License	Gross		Net	Allowable	LAWFUL PURPOSE EXPENDITURES								Retained	Star Rating	
			Receipts	Prizes	Receipts	Expenses	%	Charitable	%	Other	%	Taxes/Fees	%	TOTAL	%		Cash
100 Yard Club Inc.	Willmar	93006	\$572,221	\$475,530	\$96,691	\$39,402	40.8%	\$53,491	55.3%	\$0	0.0%	\$17,560	18.2%	\$71,051	73.5%	\$9,207	★★★★★
A.B.A.T.E. of Minnesota	Marshall	03470	\$80,885	\$55,574	\$25,312	\$12,791	50.5%	\$19,982	78.9%	\$0	0.0%	\$4,161	16.4%	\$24,143	95.4%	\$76,786	★★★★★
Airport Foundation MSP	St. Paul	02752	\$555,293	\$449,923	\$105,370	\$36,507	34.6%	\$65,000	61.7%	\$0	0.0%	\$13,072	12.4%	\$78,072	74.1%	\$34,412	★★★★★
Aitkin Fire Relief Association	Aitkin	03027	\$3,716,061	\$3,245,019	\$471,042	\$213,688	45.4%	\$106,841	22.7%	\$0	0.0%	\$136,765	29.0%	\$243,606	51.7%	\$56,892	★★★★★
Aitkin Lions Club	Aitkin	01694	\$3,646,710	\$3,163,148	\$483,562	\$279,614	57.8%	\$57,663	11.9%	\$0	0.0%	\$145,220	30.0%	\$202,883	42.0%	\$39,134	★★★★★
Aitkin Quarterbacks Club	Aitkin	02032	\$466,719	\$358,497	\$108,222	\$57,843	53.4%	\$34,623	32.0%	\$0	0.0%	\$9,376	8.7%	\$43,999	40.7%	\$58,138	★★★★★
Albany Fire Department, Inc	Albany	02784	\$1,088,527	\$878,761	\$209,766	\$96,922	46.2%	\$82,794	39.5%	\$0	0.0%	\$30,088	14.3%	\$112,882	53.8%	\$18,880	★★★★★
Albany Jaycees	Albany	02474	\$2,046,524	\$1,730,850	\$315,674	\$153,590	48.7%	\$89,834	28.5%	\$0	0.0%	\$72,568	23.0%	\$162,402	51.4%	\$42,190	★★★★★
Albany Lions Club	Albany	02337	\$521,501	\$443,878	\$77,623	\$41,881	54.0%	\$24,710	31.8%	\$0	0.0%	\$8,195	10.6%	\$32,905	42.4%	\$30,842	★★★★★
Albert Lea Amateur Hockey Associatio	Albert Lea	01250	\$1,646,391	\$1,319,523	\$326,868	\$147,049	45.0%	\$88,531	27.1%	\$0	0.0%	\$67,777	20.7%	\$156,308	47.8%	\$61,965	★★★★★
Albert Lea Wrestling Booster Club	Clarks Grove	35014	\$1,870,714	\$1,584,640	\$286,073	\$147,279	51.5%	\$51,000	17.8%	\$0	0.0%	\$66,787	23.3%	\$117,787	41.2%	\$34,119	★★★★★
Albertville Lions Club	Albertville	01535	\$4,849,717	\$4,203,506	\$646,211	\$258,601	40.0%	\$202,820	31.4%	\$0	0.0%	\$210,319	32.5%	\$413,139	63.9%	\$38,995	★★★★★
Alborn Sno Devils	Alborn	02479	\$2,002,006	\$1,737,614	\$264,392	\$112,187	42.4%	\$10,889	4.1%	\$74,501	28.2%	\$59,674	22.6%	\$145,064	54.9%	\$75,172	★★★★★
Alexandria Area Hockey Association	Alexandria	01739	\$2,619,487	\$2,146,991	\$472,496	\$215,868	45.7%	\$139,627	29.6%	\$0	0.0%	\$116,950	24.8%	\$256,577	54.3%	\$60,846	★★★★★
Alexandria Area USBC	Alexandria	93086	\$3,962,252	\$3,424,186	\$538,066	\$213,929	39.8%	\$140,475	26.1%	\$0	0.0%	\$153,204	28.5%	\$293,679	54.6%	\$62,130	★★★★★
Alexandria Wrestling Booster Club	Alexandria	93176	\$1,044,503	\$885,868	\$158,635	\$67,301	42.4%	\$49,302	31.1%	\$0	0.0%	\$20,880	13.2%	\$70,182	44.2%	\$47,048	★★★★★
Aliveness Project Inc	Minneapolis	04988	\$4,296,042	\$3,469,690	\$826,351	\$413,450	50.0%	\$170,113	20.6%	\$0	0.0%	\$256,332	31.0%	\$426,445	51.6%	\$66,217	★★★★★
Aliveo Learning Center	Red Wing	36138	\$1,140,176	\$951,701	\$188,475	\$115,411	61.2%	\$25,600	13.6%	\$0	0.0%	\$33,157	17.6%	\$58,757	31.2%	\$30,151	★★★★
Altura Volunteer Fire Co. Relief Associ	Altura	04240	\$711,475	\$562,118	\$149,356	\$88,532	59.3%	\$35,299	23.6%	\$0	0.0%	\$20,107	13.5%	\$55,406	37.1%	\$25,901	★★★★
Alvarado Lions Club	Alvarado	03154	\$395,022	\$340,765	\$54,257	\$32,550	60.0%	\$24,601	45.3%	\$0	0.0%	\$6,049	11.1%	\$30,650	56.5%	\$28,458	★★★★★
Amboy Fireman's Relief Association	Amboy	02035	\$50,707	\$36,845	\$13,862	\$5,520	39.8%	\$2,650	19.1%	\$0	0.0%	\$2,016	14.5%	\$4,666	33.7%	\$7,106	★★★★
American Legion Auxiliary Unit 134	Walker	00105	\$95,107	\$62,894	\$32,213	\$17,328	53.8%	\$20,106	62.4%	\$0	0.0%	\$3,501	10.9%	\$23,607	73.3%	\$21,159	★★★★★
American Legion Auxiliary Unit 435	Richfield	02574	\$28,110	\$15,145	\$12,965	\$9,907	76.4%	\$1,650	12.7%	\$0	0.0%	\$1,785	13.8%	\$3,435	26.5%	\$308	★★★
American Legion Auxiliary Unit 49	Pequot Lakes	02957	\$1,309,947	\$1,070,387	\$239,560	\$141,566	59.1%	\$33,332	13.9%	\$8,167	3.4%	\$32,368	13.5%	\$73,867	30.8%	\$48,454	★★★★
American Legion Auxiliary Unit 99	Minneapolis	93831	\$126,516	\$107,000	\$19,516	\$12,855	65.9%	\$12,720	65.2%	\$1,250	6.4%	\$10,367	53.1%	\$24,337	124.7%	\$8,321	★★★★★
American Legion Post 101 Melrose	Melrose	01053	\$815,138	\$653,092	\$162,046	\$84,566	52.2%	\$16,345	10.1%	\$23,543	14.5%	\$25,075	15.5%	\$64,962	40.1%	\$29,961	★★★★★
American Legion Post 102 Anoka	Anoka	00010	\$1,569,694	\$1,325,385	\$244,309	\$151,384	62.0%	\$25,276	10.3%	\$43,694	17.9%	\$42,267	17.3%	\$111,237	45.5%	\$55,244	★★★★★
American Legion Post 104 Litchfield	Litchfield	00518	\$1,793,563	\$1,493,755	\$299,808	\$99,959	33.3%	\$52,095	17.4%	\$39,180	13.1%	\$87,587	29.2%	\$178,862	59.7%	\$118,272	★★★★★
American Legion Post 105 Lyle	Lyle	00247	\$1,414,764	\$1,203,555	\$211,210	\$112,790	53.4%	\$32,238	15.3%	\$12,846	6.1%	\$47,009	22.3%	\$92,093	43.6%	\$28,392	★★★★★
American Legion Post 108 Le Center	Le Center	00587	\$176,437	\$136,220	\$40,217	\$16,698	41.5%	\$5,583	13.9%	\$7,607	18.9%	\$4,637	11.5%	\$17,826	44.3%	\$11,446	★★★★★
American Legion Post 109 Two Harbo	Two Harbors	00368	\$552,114	\$459,336	\$92,778	\$54,578	58.8%	\$3,128	3.4%	\$22,358	24.1%	\$18,340	19.8%	\$43,826	47.2%	\$8,355	★★★★★
American Legion Post 113 Marshall	Marshall	00746	\$529,011	\$394,319	\$134,692	\$67,808	50.3%	\$30,956	23.0%	\$17,869	13.3%	\$17,009	12.6%	\$65,834	48.9%	\$39,679	★★★★★
American Legion Post 117 Thief River	Falls	00794	\$1,687,673	\$1,424,136	\$263,537	\$118,769	45.1%	\$95,272	36.2%	\$20,951	7.9%	\$65,671	24.9%	\$181,895	69.0%	\$113,583	★★★★★
American Legion Post 118 Wayzata	Wayzata	01006	\$376,250	\$273,284	\$102,966	\$26,682	25.9%	\$62,520	60.7%	\$4,000	3.9%	\$9,899	9.6%	\$76,419	74.2%	\$51,258	★★★★★
American Legion Post 119 Byron	Byron	01156	\$1,159,527	\$978,684	\$180,843	\$110,645	61.2%	\$34,662	19.2%	\$16,125	8.9%	\$34,899	19.3%	\$85,686	47.4%	\$47,187	★★★★★

FY2019 Organization Annual Report Summary

by Organization Name

Organization Name	City	License	Gross		Net	Allowable		LAWFUL PURPOSE EXPENDITURES						Retained	Star Rating		
			Receipts	Prizes	Receipts	Expenses	%	Charitable	%	Other	%	Taxes/Fees	%	TOTAL		%	Cash
American Legion Post 12 Long Prairie	Long Prairie	00739	\$890,370	\$693,459	\$196,911	\$101,476	51.5%	\$18,534	9.4%	\$28,674	14.6%	\$20,597	10.5%	\$67,805	34.4%	\$70,189	★★★
American Legion Post 121 Watertown	Watertown	02418	\$212,473	\$163,042	\$49,431	\$28,017	56.7%	\$15,352	31.1%	\$990	2.0%	\$5,364	10.9%	\$21,706	43.9%	\$32,955	★★★★
American Legion Post 122 Deer River	Deer River	00510	\$1,468,458	\$1,224,053	\$244,406	\$113,392	46.4%	\$26,969	11.0%	\$21,861	8.9%	\$52,972	21.7%	\$101,801	41.7%	\$58,289	★★★★
American Legion Post 126 Cosmos	Cosmos	00833	\$1,308,482	\$1,083,913	\$224,570	\$100,333	44.7%	\$47,197	21.0%	\$0	0.0%	\$46,266	20.6%	\$93,463	41.6%	\$51,388	★★★★
American Legion Post 130 Jackson	Jackson	00251	\$317,129	\$243,812	\$73,317	\$37,538	51.2%	\$5,814	7.9%	\$15,421	21.0%	\$5,590	7.6%	\$26,825	36.6%	\$46,366	★★★
American Legion Post 131 Maple Lake	Maple Lake	00623	\$1,510,844	\$1,244,178	\$266,666	\$110,898	41.6%	\$57,020	21.4%	\$49,212	18.5%	\$51,045	19.1%	\$157,276	59.0%	\$21,754	★★★★★
American Legion Post 132 New Ulm	New Ulm	00417	\$197,830	\$148,388	\$49,442	\$30,596	61.9%	\$1,410	2.9%	\$20,536	41.5%	\$5,936	12.0%	\$27,881	56.4%	\$21,815	★★★★★
American Legion Post 134 Walker	Walker	00115	\$1,765,543	\$1,411,491	\$354,052	\$149,291	42.2%	\$86,995	24.6%	\$34,443	9.7%	\$84,822	24.0%	\$206,260	58.3%	\$23,997	★★★★★
American Legion Post 136 Flensburg	Flensburg	02663	\$663,464	\$556,798	\$106,666	\$61,308	57.5%	\$36,250	34.0%	\$1,100	1.0%	\$11,191	10.5%	\$48,541	45.5%	\$24,488	★★★★
American Legion Post 137 Royalton	Royalton	00785	\$803,739	\$666,522	\$137,217	\$46,009	33.5%	\$32,701	23.8%	\$11,240	8.2%	\$16,453	12.0%	\$60,394	44.0%	\$55,330	★★★★
American Legion Post 14 Bemidji	Bemidji	00309	\$1,107,036	\$897,726	\$209,310	\$111,657	53.3%	\$38,715	18.5%	\$0	0.0%	\$47,050	22.5%	\$85,765	41.0%	\$16,204	★★★★
American Legion Post 141 Silver Lake	Silver Lake	00123	\$312,261	\$220,093	\$92,168	\$38,503	41.8%	\$12,048	13.1%	\$14,606	15.8%	\$11,231	12.2%	\$37,885	41.1%	\$35,810	★★★★
American Legion Post 145 Howard Lake	Howard Lake	01342	\$1,876,103	\$1,632,298	\$243,805	\$79,211	32.5%	\$26,092	10.7%	\$63,793	26.2%	\$51,777	21.2%	\$141,662	58.1%	\$75,910	★★★★★
American Legion Post 146 Adams	Adams	00352	\$250,762	\$207,889	\$42,873	\$18,168	42.4%	\$10,802	25.2%	\$1,249	2.9%	\$6,152	14.4%	\$18,204	42.5%	\$18,972	★★★★
American Legion Post 147 Big Lake	Big Lake	01195	\$2,210,375	\$1,835,101	\$375,274	\$216,250	57.6%	\$63,597	16.9%	\$0	0.0%	\$89,353	23.8%	\$152,950	40.8%	\$28,079	★★★★
American Legion Post 149 Morristown	Morristown	00660	\$555,336	\$449,351	\$105,985	\$56,125	53.0%	\$14,418	13.6%	\$17,959	16.9%	\$11,594	10.9%	\$43,972	41.5%	\$15,403	★★★★
American Legion Post 157 East Grand Forks	Forks	00456	\$2,810,084	\$2,365,847	\$444,237	\$226,712	51.0%	\$80,696	18.2%	\$54,750	12.3%	\$133,252	30.0%	\$268,698	60.5%	\$321,961	★★★★★
American Legion Post 16 Bagley	Bagley	00977	\$932,685	\$768,770	\$163,915	\$83,398	50.9%	\$23,690	14.5%	\$28,000	17.1%	\$35,395	21.6%	\$87,086	53.1%	\$36,409	★★★★★
American Legion Post 164 Stewartville	Stewartville	01093	\$1,396,719	\$1,175,517	\$221,202	\$93,511	42.3%	\$31,523	14.3%	\$31,467	14.2%	\$44,626	20.2%	\$107,616	48.7%	\$60,081	★★★★
American Legion Post 165 Bricelyn	Bricelyn	01183	\$62,107	\$50,108	\$11,999	\$3,676	30.6%	\$715	6.0%	\$3,802	31.7%	\$1,794	15.0%	\$6,311	52.6%	\$3,575	★★★★★
American Legion Post 167 Willmar	Willmar	00586	\$2,126,363	\$1,771,563	\$354,800	\$227,120	64.0%	\$19,341	5.5%	\$3,886	1.1%	\$93,997	26.5%	\$117,224	33.0%	\$34,317	★★★
American Legion Post 168 White Bear Lake	Lake	00539	\$1,132,477	\$976,774	\$155,703	\$103,607	66.5%	\$3,852	2.5%	\$30,922	19.9%	\$27,730	17.8%	\$62,503	40.1%	\$12,705	★★★★
American Legion Post 172 Osseo	Osseo	00104	\$6,204,497	\$5,344,780	\$859,717	\$287,178	33.4%	\$160,980	18.7%	\$108,983	12.7%	\$274,453	31.9%	\$544,416	63.3%	\$500,184	★★★★★
American Legion Post 1776 Apple Valley	Apple Valley	00694	\$8,766,410	\$7,670,770	\$1,095,640	\$379,023	34.6%	\$298,404	27.2%	\$82,347	7.5%	\$357,721	32.6%	\$738,472	67.4%	\$184,842	★★★★★
American Legion Post 178 Milaca	Milaca	00530	\$439,805	\$349,701	\$90,104	\$55,316	61.4%	\$940	1.0%	\$20,174	22.4%	\$12,469	13.8%	\$33,583	37.3%	\$4,171	★★★
American Legion Post 179 Plainview	Plainview	00090	\$491,206	\$404,858	\$86,349	\$44,602	51.7%	\$8,172	9.5%	\$9,139	10.6%	\$8,665	10.0%	\$25,976	30.1%	\$14,315	★★★
American Legion Post 181 Lake Park	Lake Park	00577	\$116,985	\$88,367	\$28,618	\$17,699	61.8%	\$1,527	5.3%	\$10,090	35.3%	\$3,116	10.9%	\$14,733	51.5%	\$4,592	★★★★★
American Legion Post 184 Pine Island	Pine Island	00308	\$824,978	\$670,714	\$154,264	\$112,593	73.0%	\$10,954	7.1%	\$27,658	17.9%	\$21,170	13.7%	\$59,781	38.8%	\$24,510	★★★
American Legion Post 187 Glenwood	Glenwood	00509	\$415,677	\$347,483	\$68,194	\$25,692	37.7%	\$7,710	11.3%	\$11,085	16.3%	\$9,387	13.8%	\$28,181	41.3%	\$24,949	★★★★
American Legion Post 19 Madelia	Madelia	02091	\$595,174	\$498,659	\$96,515	\$43,826	45.4%	\$8,747	9.1%	\$34,561	35.8%	\$12,732	13.2%	\$56,040	58.1%	\$8,193	★★★★★
American Legion Post 191 Caledonia	Caledonia	00773	\$266,035	\$219,170	\$46,865	\$13,034	27.8%	\$21,999	46.9%	\$13,127	28.0%	\$5,705	12.2%	\$40,831	87.1%	\$51,037	★★★★★
American Legion Post 192 Elmore	Elmore	01699	\$209,919	\$168,103	\$41,816	\$34,022	81.4%	\$3,006	7.2%	\$7,403	17.7%	\$6,589	15.8%	\$16,998	40.7%	\$7,987	★★★★
American Legion Post 2 Shakopee	Shakopee	00466	\$824,849	\$687,486	\$137,363	\$65,913	48.0%	\$2,712	2.0%	\$35,865	26.1%	\$14,033	10.2%	\$52,610	38.3%	\$23,149	★★★
American Legion Post 20 Crookston	Crookston	00471	\$133,548	\$103,389	\$30,159	\$50,858	168.6%	\$13,848	45.9%	\$611	2.0%	\$3,596	11.9%	\$18,054	59.9%	\$122,706	★★★★★

FY2019 Organization Annual Report Summary

by Organization Name

Organization Name	City	License	Gross		Net	Allowable		LAWFUL PURPOSE EXPENDITURES								Retained	Star Rating
			Receipts	Prizes	Receipts	Expenses	%	Charitable	%	Other	%	Taxes/Fees	%	TOTAL	%	Cash	
American Legion Post 202 Hackensack	Hackensack	00972	\$859,763	\$739,557	\$120,206	\$77,037	64.1%	\$22,713	18.9%	\$3,233	2.7%	\$15,835	13.2%	\$41,781	34.8%	\$46,470	★★★
American Legion Post 207 Cleveland	Cleveland	01227	\$195,813	\$160,635	\$35,178	\$13,726	39.0%	\$11,626	33.0%	\$6,465	18.4%	\$4,828	13.7%	\$22,918	65.1%	\$2,134	★★★★★
American Legion Post 21 Moorhead	Moorhead	00507	\$1,557,525	\$1,168,538	\$388,987	\$210,333	54.1%	\$47,931	12.3%	\$58,567	15.1%	\$63,033	16.2%	\$169,531	43.6%	\$38,136	★★★★
American Legion Post 210 Wells	Wells	00360	\$571,281	\$482,311	\$88,970	\$47,002	52.8%	\$2,335	2.6%	\$12,082	13.6%	\$11,945	13.4%	\$26,362	29.6%	\$27,885	★★
American Legion Post 211 Holdingford	Holdingford	01416	\$602,806	\$492,703	\$110,104	\$46,704	42.4%	\$15,780	14.3%	\$18,033	16.4%	\$12,446	11.3%	\$46,258	42.0%	\$22,675	★★★★
American Legion Post 212 Park Rapids	Park Rapids	00220	\$3,886,714	\$3,415,213	\$471,502	\$217,172	46.1%	\$48,935	10.4%	\$58,075	12.3%	\$135,195	28.7%	\$242,204	51.4%	\$254,588	★★★★★
American Legion Post 214 Lancaster	Hallock	01075	\$174,183	\$143,147	\$31,036	\$13,421	43.2%	\$12,915	41.6%	\$0	0.0%	\$3,913	12.6%	\$16,828	54.2%	\$4,278	★★★★★
American Legion Post 217 Baudette	Baudette	00088	\$1,332,327	\$1,149,873	\$182,454	\$90,568	49.6%	\$35,927	19.7%	\$26,502	14.5%	\$34,139	18.7%	\$96,567	52.9%	\$21,443	★★★★★
American Legion Post 22 Red Lake Falls	Red Lake Falls	01101	\$245,825	\$199,071	\$46,754	\$23,999	51.3%	\$5,300	11.3%	\$18,737	40.1%	\$5,380	11.5%	\$29,418	62.9%	\$6,344	★★★★★
American Legion Post 221 St. Joseph	St. Joseph	03156	\$100,420	\$75,275	\$25,145	\$13,635	54.2%	\$15,875	63.1%	\$957	3.8%	\$3,177	12.6%	\$20,009	79.6%	\$13,613	★★★★★
American Legion Post 225 Forest Lake	Forest Lake	00131	\$2,462,263	\$1,974,974	\$487,289	\$217,138	44.6%	\$28,197	5.8%	\$85,509	17.5%	\$139,991	28.7%	\$253,697	52.1%	\$71,011	★★★★★
American Legion Post 228 Waseca	Waseca	00135	\$536,232	\$428,117	\$108,115	\$70,384	65.1%	\$7,749	7.2%	\$19,013	17.6%	\$8,524	7.9%	\$35,285	32.6%	\$7,058	★★★
American Legion Post 234 Minneapolis	Minneapolis	00733	\$560,256	\$465,804	\$94,452	\$35,254	37.3%	\$9,966	10.6%	\$32,659	34.6%	\$15,326	16.2%	\$57,950	61.4%	\$22,811	★★★★★
American Legion Post 237 Balaton	Balaton	00747	\$92,531	\$72,145	\$20,386	\$12,652	62.1%	\$8,551	41.9%	\$1,200	5.9%	\$3,079	15.1%	\$12,830	62.9%	\$9,442	★★★★★
American Legion Post 24 Roseau	Roseau	00118	\$1,116,021	\$910,561	\$205,460	\$117,452	57.2%	\$17,835	8.7%	\$30,584	14.9%	\$39,810	19.4%	\$88,228	42.9%	\$27,883	★★★★
American Legion Post 241 Aurora	Aurora	00130	\$1,069,336	\$950,066	\$119,270	\$71,693	60.1%	\$15,850	13.3%	\$17,203	14.4%	\$17,489	14.7%	\$50,543	42.4%	\$27,397	★★★★
American Legion Post 242 Fisher	Fisher	00865	\$320,417	\$268,481	\$51,936	\$32,255	62.1%	\$11,877	22.9%	\$6,113	11.8%	\$6,498	12.5%	\$24,488	47.2%	\$92,099	★★★★
American Legion Post 243 Askov	Askov	02392	\$460,303	\$361,566	\$98,738	\$54,535	55.2%	\$44,699	45.3%	\$0	0.0%	\$9,512	9.6%	\$54,211	54.9%	\$10,859	★★★★★
American Legion Post 249 Spring Grove	Spring Grove	01443	\$236,615	\$181,818	\$54,797	\$26,175	47.8%	\$6,056	11.1%	\$14,148	25.8%	\$5,440	9.9%	\$25,643	46.8%	\$6,815	★★★★
American Legion Post 25 Warroad	Warroad	01593	\$640,312	\$549,407	\$90,905	\$38,806	42.7%	\$8,775	9.7%	\$34,171	37.6%	\$11,511	12.7%	\$54,456	59.9%	\$17,106	★★★★★
American Legion Post 251 Robbinsdale	Robbinsdale	01173	\$1,491,262	\$1,286,711	\$204,551	\$118,019	57.7%	\$28,671	14.0%	\$0	0.0%	\$41,952	20.5%	\$70,623	34.5%	\$62,622	★★★
American Legion Post 253 Lowry	Lowry	02319	\$849,259	\$710,362	\$138,897	\$64,763	46.6%	\$39,475	28.4%	\$11,448	8.2%	\$18,616	13.4%	\$69,539	50.1%	\$45,455	★★★★★
American Legion Post 255 Brainerd	Brainerd	00529	\$1,768,917	\$1,417,253	\$351,663	\$165,312	47.0%	\$59,880	17.0%	\$37,753	10.7%	\$65,259	18.6%	\$162,891	46.3%	\$38,630	★★★★
American Legion Post 257 Springfield	Springfield	00106	\$1,095,388	\$949,178	\$146,210	\$66,522	45.5%	\$40,777	27.9%	\$15,839	10.8%	\$21,973	15.0%	\$78,589	53.8%	\$30,227	★★★★★
American Legion Post 259 Excelsior	Shorewood	00229	\$716,842	\$560,743	\$156,099	\$107,132	68.6%	\$12,716	8.1%	\$17,059	10.9%	\$26,892	17.2%	\$56,667	36.3%	\$6,831	★★★
American Legion Post 260 Monticello	Monticello	00672	\$4,527,751	\$3,955,304	\$572,447	\$241,068	42.1%	\$101,612	17.8%	\$62,323	10.9%	\$175,139	30.6%	\$339,074	59.2%	\$188,972	★★★★★
American Legion Post 261 Kimball	Kimball	00575	\$232,115	\$186,369	\$45,745	\$35,500	77.6%	\$0	0.0%	\$869	1.9%	\$4,608	10.1%	\$5,477	12.0%	\$7,875	★
American Legion Post 264 Glenville	Glenville	01304	\$272,970	\$224,698	\$48,272	\$25,900	53.7%	\$6,039	12.5%	\$9,257	19.2%	\$6,036	12.5%	\$21,333	44.2%	\$22,516	★★★★
American Legion Post 269 Madison Lake	Madison Lake	01248	\$1,451,216	\$1,221,087	\$230,129	\$141,683	61.6%	\$38,761	16.8%	\$0	0.0%	\$51,139	22.2%	\$89,900	39.1%	\$8,777	★★★
American Legion Post 27 Warren	Warren	00325	\$977,896	\$862,402	\$115,494	\$41,197	35.7%	\$13,138	11.4%	\$28,390	24.6%	\$16,848	14.6%	\$58,376	50.5%	\$49,952	★★★★★
American Legion Post 270 Buffalo	Buffalo	00917	\$6,562,446	\$5,782,503	\$779,944	\$273,698	35.1%	\$101,155	13.0%	\$127,757	16.4%	\$258,158	33.1%	\$487,070	62.4%	\$159,253	★★★★★
American Legion Post 271 Paynesville	Paynesville	00296	\$667,754	\$533,740	\$134,014	\$79,166	59.1%	\$4,030	3.0%	\$26,509	19.8%	\$13,743	10.3%	\$44,282	33.0%	\$28,993	★★★
American Legion Post 29 Morris	Morris	00324	\$590,870	\$472,691	\$118,179	\$79,171	67.0%	\$19,410	16.4%	\$4,203	3.6%	\$12,149	10.3%	\$35,762	30.3%	\$13,507	★★★
American Legion Post 292 Richmond	Richmond	73042	\$1,890,516	\$1,609,271	\$281,244	\$153,829	54.7%	\$44,907	16.0%	\$1,706	0.6%	\$79,825	28.4%	\$126,437	45.0%	\$14,775	★★★★

FY2019 Organization Annual Report Summary

by Organization Name

Organization Name	City	License	Gross		Net	Allowable		LAWFUL PURPOSE EXPENDITURES						Retained	Star Rating		
			Receipts	Prizes	Receipts	Expenses	%	Charitable	%	Other	%	Taxes/Fees	%	TOTAL		%	Cash
American Legion Post 294 Lake Crystal	Lake Crystal	00343	\$628,097	\$517,704	\$110,393	\$53,352	48.3%	\$5,596	5.1%	\$25,467	23.1%	\$13,056	11.8%	\$44,118	40.0%	\$13,852	★★★
American Legion Post 298 Foley	Foley	00138	\$328,536	\$265,721	\$62,816	\$38,534	61.3%	\$4,787	7.6%	\$8,523	13.6%	\$7,490	11.9%	\$20,799	33.1%	\$11,387	★★★
American Legion Post 30 Fergus Falls	Fergus Falls	00095	\$949,259	\$744,126	\$205,133	\$98,099	47.8%	\$21,791	10.6%	\$37,411	18.2%	\$32,435	15.8%	\$91,636	44.7%	\$102,051	★★★★
American Legion Post 303 Fridley	Fridley	00001	\$4,314,127	\$3,743,705	\$570,422	\$267,398	46.9%	\$47,503	8.3%	\$68,731	12.0%	\$190,857	33.5%	\$307,091	53.8%	\$71,694	★★★★★
American Legion Post 309 Belview	Belview	01260	\$111,427	\$92,887	\$18,540	\$7,128	38.4%	\$1,960	10.6%	\$3,692	19.9%	\$2,761	14.9%	\$8,413	45.4%	\$8,081	★★★★
American Legion Post 311 Elysian	Elysian	01027	\$1,064,414	\$880,811	\$183,604	\$104,986	57.2%	\$31,342	17.1%	\$14,581	7.9%	\$30,460	16.6%	\$76,382	41.6%	\$10,009	★★★★
American Legion Post 315 Lake Bronson	Lake Bronson	00462	\$270,951	\$218,172	\$52,779	\$27,255	51.6%	\$4,127	7.8%	\$13,178	25.0%	\$6,981	13.2%	\$24,286	46.0%	\$16,465	★★★★
American Legion Post 317 Emmons	Emmons	00300	\$128,057	\$99,912	\$28,145	\$6,228	22.1%	\$3,464	12.3%	\$12,519	44.5%	\$3,679	13.1%	\$19,662	69.9%	\$6,004	★★★★★
American Legion Post 318 Fulda	Fulda	00755	\$85,242	\$70,775	\$14,467	\$10,711	74.0%	\$4,100	28.3%	\$0	0.0%	\$2,232	15.4%	\$6,332	43.8%	\$10,231	★★★★
American Legion Post 320 Hopkins	Hopkins	00225	\$3,342,040	\$2,938,511	\$403,529	\$201,907	50.0%	\$21,114	5.2%	\$65,193	16.2%	\$111,869	27.7%	\$198,176	49.1%	\$48,064	★★★★
American Legion Post 323 Clearwater	Clearwater	00399	\$2,585,705	\$2,135,544	\$450,161	\$251,305	55.8%	\$28,445	6.3%	\$54,122	12.0%	\$121,673	27.0%	\$204,239	45.4%	\$66,848	★★★★
American Legion Post 328 St. Joseph	St. Joseph	01373	\$665,459	\$553,192	\$112,266	\$43,464	38.7%	-\$3,286	-2.9%	\$18,981	16.9%	\$11,646	10.4%	\$27,341	24.4%	\$68,354	★★
American Legion Post 33 St. James	St. James	00190	\$556,492	\$448,376	\$108,116	\$56,100	51.9%	\$17,375	16.1%	\$31,785	29.4%	\$12,008	11.1%	\$61,168	56.6%	\$52,910	★★★★★
American Legion Post 330 Hayfield	Hayfield	01404	\$332,831	\$268,618	\$64,213	\$25,458	39.6%	\$13,149	20.5%	\$21,785	33.9%	\$6,543	10.2%	\$41,477	64.6%	\$11,473	★★★★★
American Legion Post 333 Kasson	Kasson	00363	\$1,200,975	\$1,010,083	\$190,891	\$106,792	55.9%	\$36,162	18.9%	\$18,393	9.6%	\$28,464	14.9%	\$83,018	43.5%	\$23,664	★★★★
American Legion Post 334 Coon Rapids	Coon Rapids	00127	\$3,365,441	\$2,931,194	\$434,247	\$266,284	61.3%	\$43,198	9.9%	\$1,395	0.3%	\$129,762	29.9%	\$174,355	40.2%	\$81,426	★★★★
American Legion Post 343 Norwood	Young America	01863	\$1,086,201	\$908,100	\$178,100	\$95,728	53.7%	\$23,989	13.5%	\$835	0.5%	\$40,307	22.6%	\$65,131	36.6%	\$57,760	★★★
American Legion Post 353 Argyle	Argyle	00302	\$113,080	\$91,738	\$21,342	\$12,025	56.3%	\$0	0.0%	\$7,083	33.2%	\$2,446	11.5%	\$9,529	44.7%	\$7,325	★★★★
American Legion Post 357 Ashby	Ashby	01367	\$1,298,266	\$1,124,504	\$173,763	\$111,707	64.3%	\$22,887	13.2%	\$23,852	13.7%	\$26,678	15.4%	\$73,416	42.3%	\$36,744	★★★★
American Legion Post 36 Fairmont	Fairmont	00351	\$3,000,289	\$2,598,823	\$401,467	\$216,701	54.0%	\$66,551	16.6%	\$0	0.0%	\$111,060	27.7%	\$177,611	44.2%	\$24,311	★★★★
American Legion Post 361 Denham	Willow River	02277	\$335,936	\$269,908	\$66,028	\$39,912	60.4%	\$13,938	21.1%	\$0	0.0%	\$7,139	10.8%	\$21,077	31.9%	\$19,191	★★★
American Legion Post 368 Backus	Backus	02865	\$2,965,405	\$2,558,613	\$406,792	\$252,703	62.1%	\$59,853	14.7%	\$12,076	3.0%	\$70,027	17.2%	\$141,956	34.9%	\$132,102	★★★
American Legion Post 37 St. Peter	St. Peter	00307	\$1,058,064	\$861,181	\$196,882	\$129,168	65.6%	\$11,952	6.1%	\$19,522	9.9%	\$31,897	16.2%	\$63,371	32.2%	\$21,648	★★★
American Legion Post 377 Delano	Delano	00329	\$2,344,681	\$1,955,728	\$388,953	\$192,799	49.6%	\$44,810	11.5%	\$59,668	15.3%	\$90,178	23.2%	\$194,656	50.0%	\$86,797	★★★★★
American Legion Post 38 Redwood Falls	Redwood Falls	01339	\$282,712	\$236,143	\$46,569	\$20,554	44.1%	\$4,412	9.5%	\$12,659	27.2%	\$8,031	17.2%	\$25,102	53.9%	\$30,882	★★★★★
American Legion Post 381 Eden Valley	Eden Valley	00133	\$578,889	\$464,799	\$114,090	\$62,791	55.0%	\$20,280	17.8%	\$5,634	4.9%	\$12,980	11.4%	\$38,894	34.1%	\$37,931	★★★
American Legion Post 39 North St. Paul	North St. Paul	01196	\$3,097,812	\$2,631,925	\$465,887	\$241,104	51.8%	\$27,074	5.8%	\$64,347	13.8%	\$132,771	28.5%	\$224,193	48.1%	\$32,263	★★★★
American Legion Post 390 Stephen	Stephen	02765	\$1,061,744	\$911,738	\$150,006	\$35,774	23.8%	\$42,572	28.4%	\$32,757	21.8%	\$24,272	16.2%	\$99,600	66.4%	\$59,460	★★★★★
American Legion Post 391 Storden	Storden	00143	\$335,722	\$275,118	\$60,604	\$14,272	23.6%	\$29,939	49.4%	\$8,150	13.4%	\$6,634	10.9%	\$44,723	73.8%	\$12,718	★★★★★
American Legion Post 398 Mound	Mound	00137	\$1,543,308	\$1,277,733	\$265,575	\$164,730	62.0%	\$17,261	6.5%	\$23,054	8.7%	\$61,339	23.1%	\$101,654	38.3%	\$35,365	★★★
American Legion Post 40 Lanesboro	Lanesboro	03053	\$553,898	\$462,856	\$91,041	\$54,689	60.1%	\$6,463	7.1%	\$14,818	16.3%	\$9,240	10.1%	\$30,521	33.5%	\$13,310	★★★
American Legion Post 400 Canton	Canton	02367	\$151,616	\$116,580	\$35,037	\$15,400	44.0%	\$17,423	49.7%	\$93	0.3%	\$3,953	11.3%	\$21,469	61.3%	\$4,920	★★★★★
American Legion Post 404 Alden	Alden	00983	\$297,628	\$246,633	\$50,995	\$16,188	31.7%	\$10,048	19.7%	\$10,060	19.7%	\$6,176	12.1%	\$26,284	51.5%	\$20,081	★★★★★
American Legion Post 41 Lamberton	Lamberton	00659	\$116,087	\$90,476	\$25,612	\$11,884	46.4%	\$4,694	18.3%	\$3,034	11.8%	\$3,223	12.6%	\$10,951	42.8%	\$14,903	★★★★

FY2019 Organization Annual Report Summary

by Organization Name

Organization Name	City	License	Gross		Net	Allowable		LAWFUL PURPOSE EXPENDITURES						Retained	Star Rating		
			Receipts	Prizes	Receipts	Expenses	%	Charitable	%	Other	%	Taxes/Fees	%	TOTAL		%	Cash
American Legion Post 417	Long Prairie	92229	\$370,346	\$306,313	\$64,033	\$17,669	27.6%	\$26,141	40.8%	\$10,624	16.6%	\$6,123	9.6%	\$42,888	67.0%	\$11,892	★★★★★
American Legion Post 423 Houston	Houston	02203	\$363,407	\$301,672	\$61,735	\$18,635	30.2%	\$15,443	25.0%	\$16,974	27.5%	\$6,390	10.4%	\$38,806	62.9%	\$17,913	★★★★★
American Legion Post 428 Waite Park	Waite Park	00164	\$2,394,763	\$1,897,787	\$496,976	\$262,333	52.8%	\$40,095	8.1%	\$75,680	15.2%	\$95,935	19.3%	\$211,710	42.6%	\$115,660	★★★★
American Legion Post 43 Faribault	Faribault	00275	\$1,140,542	\$971,058	\$169,484	\$94,124	55.5%	\$15,486	9.1%	\$13,529	8.0%	\$36,412	21.5%	\$65,427	38.6%	\$38,122	★★★
American Legion Post 431 Twin Valley	Twin Valley	00074	\$299,452	\$254,143	\$45,309	\$25,592	56.5%	\$12,713	28.1%	\$1,457	3.2%	\$4,809	10.6%	\$18,979	41.9%	\$14,466	★★★★
American Legion Post 433 Gaylord	Gaylord	01239	\$47,859	\$32,194	\$15,665	\$11,234	71.7%	\$3,477	22.2%	\$0	0.0%	\$2,121	13.5%	\$5,598	35.7%	\$5,682	★★★
American Legion Post 443 Ironton	Ironton	00148	\$2,899,831	\$2,530,515	\$369,317	\$217,770	59.0%	\$26,835	7.3%	\$24,208	6.6%	\$87,537	23.7%	\$138,580	37.5%	\$35,428	★★★
American Legion Post 444 Middle River	Middle River	01567	\$389,254	\$311,132	\$78,122	\$46,127	59.0%	\$4,854	6.2%	\$19,810	25.4%	\$8,865	11.3%	\$33,529	42.9%	\$9,439	★★★★
American Legion Post 445 Karlstad	Karlstad	02820	\$309,898	\$261,161	\$48,737	\$21,332	43.8%	\$14,787	30.3%	\$9,101	18.7%	\$6,732	13.8%	\$30,620	62.8%	\$22,470	★★★★★
American Legion Post 452 Keewatin	Keewatin	00551	\$3,990,114	\$3,479,678	\$510,436	\$263,283	51.6%	\$81,027	15.9%	\$7,763	1.5%	\$152,827	29.9%	\$241,616	47.3%	\$39,486	★★★★
American Legion Post 454 Kiester	Kiester	00790	\$175,993	\$138,151	\$37,842	\$11,608	30.7%	\$1,150	3.0%	\$12,953	34.2%	\$4,120	10.9%	\$18,223	48.2%	\$8,677	★★★★
American Legion Post 455 Cold Spring	Cold Spring	01579	\$597,491	\$459,075	\$138,416	\$82,576	59.7%	\$29,528	21.3%	\$13,147	9.5%	\$18,455	13.3%	\$61,129	44.2%	\$13,408	★★★★
American Legion Post 46 Little Falls	Little Falls	00838	\$1,156,984	\$951,579	\$205,405	\$105,340	51.3%	\$31,502	15.3%	\$28,012	13.6%	\$34,263	16.7%	\$93,778	45.7%	\$25,660	★★★★
American Legion Post 464 Brewster	Brewster	00648	\$75,897	\$57,851	\$18,046	\$5,605	31.1%	\$8,248	45.7%	\$0	0.0%	\$2,249	12.5%	\$10,497	58.2%	\$6,495	★★★★★
American Legion Post 47 Hastings	Hastings	00054	\$602,324	\$466,016	\$136,308	\$53,197	39.0%	\$8,929	6.6%	\$53,810	39.5%	\$16,452	12.1%	\$79,191	58.1%	\$63,238	★★★★★
American Legion Post 473 Rice	Rice	02521	\$696,299	\$577,046	\$119,253	\$65,275	54.7%	\$9,912	8.3%	\$7,826	6.6%	\$14,148	11.9%	\$31,887	26.7%	\$23,823	★★
American Legion Post 475 St. Clair	St. Clair	00478	\$414,977	\$325,788	\$89,189	\$33,137	37.2%	\$8,594	9.6%	\$42,202	47.3%	\$9,846	11.0%	\$60,641	68.0%	\$59,013	★★★★★
American Legion Post 478 Hardwick	Hardwick	00661	\$251,778	\$214,436	\$37,342	\$20,825	55.8%	\$9,371	25.1%	\$0	0.0%	\$5,387	14.4%	\$14,758	39.5%	\$12,122	★★★
American Legion Post 48 Stillwater	Stillwater	00903	\$2,162,485	\$1,856,292	\$306,193	\$201,037	65.7%	\$35,794	11.7%	\$0	0.0%	\$78,510	25.6%	\$114,304	37.3%	\$465	★★★
American Legion Post 482 Albany	Albany	01170	\$62,451	\$45,748	\$16,703	\$8,812	52.8%	\$1,989	11.9%	\$796	4.8%	\$1,889	11.3%	\$4,675	28.0%	\$8,326	★★
American Legion Post 489 Underwood	Underwood	01171	\$805,008	\$683,288	\$121,720	\$85,983	70.6%	\$7,320	6.0%	\$15,420	12.7%	\$12,857	10.6%	\$35,597	29.2%	\$32,522	★★
American Legion Post 49 Pequot Lake	Pequot Lakes	01103	\$720,726	\$575,139	\$145,586	\$88,449	60.8%	\$16,072	11.0%	\$19,927	13.7%	\$15,624	10.7%	\$51,623	35.5%	\$34,797	★★★
American Legion Post 491 Bayport	Bayport	00467	\$14,924,004	\$12,641,526	\$2,282,478	\$1,207,816	52.9%	\$264,127	11.6%	\$28,619	1.3%	\$769,828	33.7%	\$1,062,573	46.6%	\$164,431	★★★★
American Legion Post 500 Crosslake	Crosslake	00997	\$324,365	\$224,739	\$99,626	\$45,957	46.1%	\$20,558	20.6%	\$21,820	21.9%	\$10,171	10.2%	\$52,549	52.7%	\$42,426	★★★★★
American Legion Post 505 Gary	Gary	00677	\$149,263	\$129,499	\$19,764	\$6,596	33.4%	\$3,236	16.4%	\$6,905	34.9%	\$2,278	11.5%	\$12,420	62.8%	\$3,970	★★★★★
American Legion Post 507 Willernie	Willernie	02208	\$1,030,454	\$859,477	\$170,977	\$97,674	57.1%	\$30,600	17.9%	\$0	0.0%	\$33,323	19.5%	\$63,923	37.4%	\$43,264	★★★
American Legion Post 51 Pine City	Pine City	00097	\$1,021,660	\$817,985	\$203,675	\$115,964	56.9%	\$3,287	1.6%	\$51,940	25.5%	\$38,573	18.9%	\$93,801	46.1%	\$41,126	★★★★
American Legion Post 526 Peterson	Peterson	00209	\$143,886	\$111,052	\$32,834	\$10,041	30.6%	\$3,047	9.3%	\$8,761	26.7%	\$3,771	11.5%	\$15,579	47.4%	\$28,376	★★★★
American Legion Post 537 New London	New London	00824	\$2,132,306	\$1,808,475	\$323,831	\$174,436	53.9%	\$38,007	11.7%	\$30,335	9.4%	\$70,280	21.7%	\$138,622	42.8%	\$20,760	★★★★
American Legion Post 54 Red Wing	Red Wing	00236	\$406,317	\$318,165	\$88,152	\$36,968	41.9%	\$18,232	20.7%	\$28,928	32.8%	\$11,190	12.7%	\$58,350	66.2%	\$26,034	★★★★★
American Legion Post 542 Roseville	Roseville	00113	\$2,251,618	\$1,926,483	\$325,134	\$152,801	47.0%	\$44,153	13.6%	\$41,901	12.9%	\$86,159	26.5%	\$172,213	53.0%	\$37,610	★★★★★
American Legion Post 545 Spicer	Spicer	00430	\$1,783,315	\$1,482,976	\$300,340	\$148,483	49.4%	\$28,569	9.5%	\$57,175	19.0%	\$69,806	23.2%	\$155,550	51.8%	\$38,634	★★★★★
American Legion Post 550 Bloomington	Bloomington	00234	\$5,588,754	\$4,892,320	\$696,434	\$287,422	41.3%	\$182,169	26.2%	\$1,254	0.2%	\$212,912	30.6%	\$396,336	56.9%	\$63,338	★★★★★
American Legion Post 551 Eyota	Eyota	00574	\$326,779	\$260,407	\$66,373	\$15,805	23.8%	\$10,954	16.5%	\$25,201	38.0%	\$6,934	10.4%	\$43,090	64.9%	\$34,489	★★★★★

FY2019 Organization Annual Report Summary

by Organization Name

Organization Name	City	License	Gross		Net	Allowable		LAWFUL PURPOSE EXPENDITURES						Retained	Star Rating		
			Receipts	Prizes	Receipts	Expenses	%	Charitable	%	Other	%	Taxes/Fees	%	TOTAL		%	Cash
American Legion Post 552 Freeborn	Wells	33189	\$324,289	\$260,337	\$63,951	\$32,928	51.5%	\$21,320	33.3%	\$3,533	5.5%	\$6,714	10.5%	\$31,567	49.4%	\$8,816	★★★★
American Legion Post 553 Welcome	Welcome	00743	\$203,535	\$157,460	\$46,075	\$28,774	62.5%	\$15,974	34.7%	\$6,286	13.6%	\$5,084	11.0%	\$27,344	59.3%	\$17,970	★★★★★
American Legion Post 56 Albert Lea	Albert Lea	00213	\$462,986	\$363,309	\$99,677	\$62,019	62.2%	\$3,260	3.3%	\$19,224	19.3%	\$10,942	11.0%	\$33,426	33.5%	\$20,164	★★★
American Legion Post 560 Zimmerman	Zimmerman	01190	\$3,273,312	\$2,790,755	\$482,557	\$208,925	43.3%	\$52,660	10.9%	\$40,790	8.5%	\$142,612	29.6%	\$236,062	48.9%	\$61,811	★★★★
American Legion Post 561 Lewisville	Lewisville	00916	\$1,226,039	\$1,065,025	\$161,014	\$106,692	66.3%	\$22,066	13.7%	\$19,769	12.3%	\$27,732	17.2%	\$69,568	43.2%	\$17,704	★★★★
American Legion Post 566 Lino Lakes	Lino Lakes	00002	\$2,304,857	\$1,955,037	\$349,820	\$197,216	56.4%	\$21,694	6.2%	\$35,212	10.1%	\$96,088	27.5%	\$152,993	43.7%	\$29,572	★★★★
American Legion Post 567 St. Michael	St. Michael	00332	\$6,683,157	\$5,789,940	\$893,217	\$374,653	41.9%	\$92,767	10.4%	\$68,327	7.6%	\$307,415	34.4%	\$468,509	52.5%	\$221,589	★★★★★
American Legion Post 57 Chaska	Chaska	00114	\$1,081,575	\$903,679	\$177,896	\$91,653	51.5%	\$24,814	13.9%	\$29,142	16.4%	\$26,396	14.8%	\$80,352	45.2%	\$12,777	★★★★
American Legion Post 577 St. Paul	St. Paul	00935	\$2,940,530	\$2,465,567	\$474,963	\$245,146	51.6%	\$31,730	6.7%	\$54,721	11.5%	\$142,778	30.1%	\$229,230	48.3%	\$41,548	★★★★
American Legion Post 579 Millville	Millville	00292	\$461,708	\$390,110	\$71,598	\$49,497	69.1%	\$11,671	16.3%	\$2,431	3.4%	\$9,054	12.6%	\$23,156	32.3%	\$6,098	★★★
American Legion Post 580 Chanhasse	Chanhasse	00765	\$8,526,581	\$7,409,252	\$1,117,329	\$320,446	28.7%	\$261,805	23.4%	\$167,614	15.0%	\$403,238	36.1%	\$832,657	74.5%	\$178,543	★★★★★
American Legion Post 586 Lonsdale	Lonsdale	02150	\$157,767	\$112,605	\$45,163	\$10,551	23.4%	\$7,044	15.6%	\$18,142	40.2%	\$5,728	12.7%	\$30,914	68.5%	\$13,118	★★★★★
American Legion Post 59 Montevideo	Montevideo	00139	\$696,779	\$571,614	\$125,165	\$77,002	61.5%	\$17,054	13.6%	\$24,085	19.2%	\$13,896	11.1%	\$55,036	44.0%	\$9,661	★★★★
American Legion Post 595 La Crescent	La Crescent	00170	\$360,173	\$293,814	\$66,360	\$73,281	110.4%	\$22,343	33.7%	\$0	0.0%	\$9,500	14.3%	\$31,843	48.0%	\$59,161	★★★★
American Legion Post 596 Erskine	Erskine	01902	\$902,046	\$763,027	\$139,019	\$82,521	59.4%	\$34,100	24.5%	\$1,705	1.2%	\$22,111	15.9%	\$57,916	41.7%	\$22,302	★★★★
American Legion Post 6 Pipestone	Pipestone	00425	\$216,587	\$183,424	\$33,163	\$18,569	56.0%	\$700	2.1%	\$12,287	37.1%	\$4,607	13.9%	\$17,594	53.1%	\$11,413	★★★★★
American Legion Post 60 Grand Rapids	Grand Rapids	00287	\$762,810	\$652,900	\$109,910	\$66,059	60.1%	\$12,475	11.3%	\$13,808	12.6%	\$15,083	13.7%	\$41,365	37.6%	\$14,976	★★★
American Legion Post 602 Hillman	Hillman	01023	\$648,250	\$513,329	\$134,922	\$92,169	68.3%	\$9,325	6.9%	\$12,346	9.2%	\$20,639	15.3%	\$42,310	31.4%	\$13,202	★★★
American Legion Post 613 Pine River	Pine River	00492	\$421,415	\$310,144	\$111,272	\$60,994	54.8%	\$9,962	9.0%	\$23,733	21.3%	\$11,490	10.3%	\$45,185	40.6%	\$15,441	★★★★
American Legion Post 617 Eagle Lake	Eagle Lake	00041	\$815,435	\$680,783	\$134,652	\$47,436	35.2%	\$15,097	11.2%	\$27,258	20.2%	\$15,697	11.7%	\$58,052	43.1%	\$62,833	★★★★
American Legion Post 620 Hugo	Hugo	00905	\$2,557,964	\$2,222,273	\$335,691	\$162,904	48.5%	\$20,197	6.0%	\$49,745	14.8%	\$90,193	26.9%	\$160,136	47.7%	\$60,221	★★★★
American Legion Post 621 St. Cloud	St. Cloud	00298	\$2,199,381	\$1,882,434	\$316,946	\$131,540	41.5%	\$52,583	16.6%	\$38,739	12.2%	\$84,647	26.7%	\$175,969	55.5%	\$47,062	★★★★★
American Legion Post 622 St. Francis	St. Francis	01520	\$1,998,672	\$1,702,195	\$296,477	\$143,097	48.3%	\$57,813	19.5%	\$17,128	5.8%	\$75,974	25.6%	\$150,915	50.9%	\$22,238	★★★★★
American Legion Post 623 Plummer	Plummer	02312	\$391,005	\$330,970	\$60,035	\$32,277	53.8%	\$1,550	2.6%	\$13,048	21.7%	\$6,721	11.2%	\$21,319	35.5%	\$21,673	★★★
American Legion Post 627 Nisswa	Nisswa	01124	\$2,151,473	\$1,756,112	\$395,361	\$233,903	59.2%	\$16,528	4.2%	\$50,167	12.7%	\$97,138	24.6%	\$163,833	41.4%	\$24,675	★★★★
American Legion Post 630 Brooklyn Center	Brooklyn Center	00233	\$2,624,443	\$2,260,057	\$364,386	\$151,916	41.7%	\$77,072	21.2%	\$34,023	9.3%	\$106,549	29.2%	\$217,644	59.7%	\$72,615	★★★★★
American Legion Post 641 Plato	Plato	02498	\$782,272	\$660,977	\$121,295	\$68,565	56.5%	\$39,210	32.3%	\$100	0.1%	\$12,797	10.6%	\$52,106	43.0%	\$12,066	★★★★
American Legion Post 642 Bowlus	Bowlus	01774	\$79,885	\$66,782	\$13,103	\$4,255	32.5%	\$10,054	76.7%	\$1,639	12.5%	\$2,143	16.4%	\$13,836	105.6%	\$10,534	★★★★★
American Legion Post 643 Savage	Savage	00321	\$2,892,559	\$2,443,734	\$448,825	\$201,688	44.9%	\$13,122	2.9%	\$81,706	18.2%	\$121,110	27.0%	\$215,939	48.1%	\$105,185	★★★★
American Legion Post 65 Rosemount	Rosemount	01253	\$1,221,946	\$1,050,338	\$171,608	\$108,724	63.4%	\$18,783	10.9%	\$5,500	3.2%	\$25,297	14.7%	\$49,580	28.9%	\$22,846	★★
American Legion Post 67 Sauk Centre	Sauk Centre	01780	\$393,284	\$303,704	\$89,580	\$42,282	47.2%	\$12,264	13.7%	\$18,131	20.2%	\$9,517	10.6%	\$39,913	44.6%	\$19,713	★★★★
American Legion Post 69 Granite Falls	Granite Falls	00082	\$488,176	\$390,754	\$97,422	\$48,597	49.9%	\$8,433	8.7%	\$16,667	17.1%	\$10,762	11.0%	\$35,862	36.8%	\$29,883	★★★
American Legion Post 71 Duluth	Duluth	00966	\$830,026	\$698,724	\$131,302	\$68,745	52.4%	\$10,266	7.8%	\$35,251	26.8%	\$18,814	14.3%	\$64,331	49.0%	\$28,233	★★★★
American Legion Post 77 Owatonna	Owatonna	00337	\$1,466,016	\$1,196,053	\$269,962	\$171,689	63.6%	\$20,870	7.7%	\$14,828	5.5%	\$68,680	25.4%	\$104,378	38.7%	\$10,539	★★★

FY2019 Organization Annual Report Summary

by Organization Name

Organization Name	City	License	Gross		Net	Allowable		LAWFUL PURPOSE EXPENDITURES								Retained	Star Rating
			Receipts	Prizes	Receipts	Expenses	%	Charitable	%	Other	%	Taxes/Fees	%	TOTAL	%	Cash	
American Legion Post 79 Montgomery	Montgomery	00448	\$224,769	\$175,835	\$48,934	\$13,772	28.1%	\$3,000	6.1%	\$25,036	51.2%	\$5,090	10.4%	\$33,127	67.7%	\$8,984	★★★★★
American Legion Post 80 Wheaton	Wheaton	00301	\$57,768	\$44,536	\$13,232	\$10,255	77.5%	\$6,632	50.1%	\$0	0.0%	\$500	3.8%	\$7,132	53.9%	\$3,480	★★★★★
American Legion Post 82 Winnebago	Winnebago	00569	\$2,046,023	\$1,698,266	\$347,756	\$187,419	53.9%	\$60,298	17.3%	\$0	0.0%	\$86,129	24.8%	\$146,427	42.1%	\$39,570	★★★★
American Legion Post 84 Northfield	Northfield	00685	\$55,398	\$45,945	\$9,453	\$4,404	46.6%	\$2,698	28.5%	\$0	0.0%	\$1,732	18.3%	\$4,430	46.9%	\$4,059	★★★★
American Legion Post 85 North Branch	North Branch	00140	\$1,396,130	\$1,186,426	\$209,704	\$116,083	55.4%	\$36,781	17.5%	\$35,946	17.1%	\$31,058	14.8%	\$103,784	49.5%	\$1,498	★★★★
American Legion Post 86 Aitkin	Aitkin	00581	\$953,932	\$811,524	\$142,408	\$96,604	67.8%	\$12,619	8.9%	\$15,349	10.8%	\$16,832	11.8%	\$44,800	31.5%	\$16,455	★★★
American Legion Post 88 Greenbush	Greenbush	00800	\$807,653	\$682,968	\$124,685	\$60,534	48.5%	\$20,045	16.1%	\$16,356	13.1%	\$15,407	12.4%	\$51,808	41.6%	\$47,241	★★★★
American Legion Post 89 Blue Earth	Blue Earth	00437	\$508,432	\$418,620	\$89,812	\$41,671	46.4%	\$13,594	15.1%	\$26,684	29.7%	\$9,755	10.9%	\$50,033	55.7%	\$23,389	★★★★★
American Legion Post 9 Winona	Winona	00075	\$434,523	\$319,882	\$114,641	\$58,745	51.2%	\$23,355	20.4%	\$24,997	21.8%	\$12,111	10.6%	\$60,463	52.7%	\$19,545	★★★★★
American Legion Post 91 Austin	Austin	00087	\$1,605,046	\$1,346,354	\$258,692	\$128,471	49.7%	\$33,569	13.0%	\$14,788	5.7%	\$65,176	25.2%	\$113,533	43.9%	\$52,554	★★★★
American Legion Post 92 Rochester	Rochester	00254	\$1,634,571	\$1,348,966	\$285,604	\$160,766	56.3%	\$69,269	24.3%	\$36,443	12.8%	\$80,761	28.3%	\$186,474	65.3%	\$102,122	★★★★★
American Legion Post 94 Rushford	Rushford	00067	\$418,570	\$328,987	\$89,583	\$47,061	52.5%	\$19,690	22.0%	\$11,766	13.1%	\$9,179	10.2%	\$40,635	45.4%	\$3,383	★★★★
American Legion Post 96 Hutchinson	Hutchinson	00080	\$1,074,619	\$870,281	\$204,338	\$133,915	65.5%	\$43,410	21.2%	\$343	0.2%	\$40,350	19.7%	\$84,103	41.2%	\$40,720	★★★★
American Legion Post 98 St. Paul Park	St. Paul Park	00136	\$2,577,763	\$2,247,215	\$330,548	\$165,089	49.9%	\$30,802	9.3%	\$43,697	13.2%	\$87,798	26.6%	\$162,296	49.1%	\$40,357	★★★★
Amvets Post 1 Mendota	Mendota	19091	\$18,957,684	\$16,376,786	\$2,580,898	\$1,418,983	55.0%	\$264,439	10.2%	\$0	0.0%	\$848,401	32.9%	\$1,112,840	43.1%	\$190,859	★★★★
Amvets Post 12 Hibbing	Keewatin	32537	\$4,196,161	\$3,541,904	\$654,257	\$374,671	57.3%	\$28,391	4.3%	\$500	0.1%	\$214,823	32.8%	\$243,714	37.3%	\$70,440	★★★
Andover Football Association	Andover	36655	\$9,277,504	\$7,729,182	\$1,548,322	\$666,581	43.1%	\$249,366	16.1%	\$0	0.0%	\$474,519	30.6%	\$723,885	46.8%	\$404,300	★★★★
Andover Huskies Youth Hockey Assoc	Andover	35843	\$13,577,832	\$11,403,225	\$2,174,607	\$831,725	38.2%	\$458,333	21.1%	\$0	0.0%	\$797,491	36.7%	\$1,255,824	57.7%	\$185,297	★★★★★
Annandale Firefighters Relief Assoc	Annandale	02746	\$1,271,974	\$1,126,564	\$145,410	\$94,231	64.8%	\$27,454	18.9%	\$0	0.0%	\$21,724	14.9%	\$49,178	33.8%	\$42,547	★★★
Annandale Lions Club	Annandale	02921	\$4,914,630	\$4,208,820	\$705,811	\$356,788	50.6%	\$127,565	18.1%	\$0	0.0%	\$215,087	30.5%	\$342,652	48.5%	\$100,992	★★★★
Anoka Area Hockey Assoc	Anoka	03035	\$7,121,481	\$6,079,744	\$1,041,737	\$493,948	47.4%	\$31,561	3.0%	\$225,287	21.6%	\$295,898	28.4%	\$552,746	53.1%	\$161,722	★★★★★
Anoka Area Ice Arena Assoc	Anoka	02926	\$12,141,973	\$10,522,038	\$1,619,935	\$833,750	51.5%	\$85,937	5.3%	\$108,413	6.7%	\$526,339	32.5%	\$720,689	44.5%	\$139,939	★★★★
Anoka Ramsey Athletic Association	Anoka	98049	\$1,732,515	\$1,511,264	\$221,251	\$150,840	68.2%	\$4,386	2.0%	\$0	0.0%	\$44,261	20.0%	\$48,647	22.0%	\$27,171	★★
Apple Valley Hockey Association	Apple Valley	01711	\$14,219,838	\$12,495,411	\$1,724,427	\$661,176	38.3%	\$479,456	27.8%	\$0	0.0%	\$585,735	34.0%	\$1,065,191	61.8%	\$121,054	★★★★★
Armstrong Cooper Youth Hockey Assoc	New Hope	05723	\$7,323,857	\$6,162,868	\$1,160,989	\$410,596	35.4%	\$342,657	29.5%	\$0	0.0%	\$391,580	33.7%	\$734,236	63.2%	\$80,414	★★★★★
Audubon Vol Fire Fighters Relief Assoc	Audubon	00613	\$257,776	\$205,286	\$52,490	\$57,306	109.2%	\$16,300	31.1%	\$0	0.0%	\$1,190	2.3%	\$17,490	33.3%	\$10,819	★★★
Austin Area Commission for the Arts	Austin	04427	\$1,305,073	\$1,089,180	\$215,892	\$116,480	54.0%	\$41,500	19.2%	\$0	0.0%	\$45,347	21.0%	\$86,847	40.2%	\$26,242	★★★★
Avon Lions Club	Avon	02668	\$892,484	\$761,037	\$131,447	\$73,333	55.8%	\$43,315	33.0%	\$0	0.0%	\$14,091	10.7%	\$57,406	43.7%	\$27,136	★★★★
Badger Jaycees	Badger	02315	\$654,567	\$527,493	\$127,074	\$85,673	67.4%	\$28,402	22.4%	\$0	0.0%	\$13,444	10.6%	\$41,846	32.9%	\$5,779	★★★
Bagley Youth Hockey Association	Bagley	92996	\$609,759	\$452,570	\$157,189	\$62,751	39.9%	\$34,376	21.9%	\$21,643	13.8%	\$26,283	16.7%	\$82,302	52.4%	\$12,575	★★★★★
Barnesville Booster Club	Barnesville	02656	\$402,392	\$337,806	\$64,586	\$34,661	53.7%	\$18,591	28.8%	\$0	0.0%	\$7,261	11.2%	\$25,852	40.0%	\$29,745	★★★★
Barrett Fire Dept Relief Assoc	Elbow Lake	03553	\$774,664	\$675,724	\$98,940	\$52,162	52.7%	\$31,700	32.0%	\$0	0.0%	\$11,041	11.2%	\$42,741	43.2%	\$19,303	★★★★
Baseball Association 191	Burnsville	05455	\$857,052	\$747,001	\$110,051	\$52,443	47.7%	\$46,575	42.3%	\$0	0.0%	\$15,283	13.9%	\$61,857	56.2%	\$37,066	★★★★★
Basilica of St Stanislaus Kostka	Winona	01026	\$189,996	\$128,584	\$61,412	\$21,553	35.1%	\$33,300	54.2%	\$0	0.0%	\$6,159	10.0%	\$39,459	64.3%	\$3,715	★★★★★

FY2019 Organization Annual Report Summary

by Organization Name

Organization Name	City	License	Gross		Net	Allowable		LAWFUL PURPOSE EXPENDITURES						Retained	Star Rating		
			Receipts	Prizes	Receipts	Expenses	%	Charitable	%	Other	%	Taxes/Fees	%	TOTAL		%	Cash
Baudette Area Arena	Baudette	03248	\$1,487,274	\$1,160,853	\$326,421	\$117,693	36.1%	\$106,919	32.8%	\$0	0.0%	\$88,242	27.0%	\$195,161	59.8%	\$44,454	★★★★★
Baudette Fire Dept Relief Assoc	Baudette	02839	\$523,691	\$423,969	\$99,722	\$46,653	46.8%	\$45,000	45.1%	\$0	0.0%	\$11,465	11.5%	\$56,465	56.6%	\$25,505	★★★★★
Baxter Lions Club	Baxter	00501	\$1,333,908	\$1,102,661	\$231,246	\$131,367	56.8%	\$59,963	25.9%	\$0	0.0%	\$51,305	22.2%	\$111,268	48.1%	\$31,288	★★★★
Baxter Snowmobile Club	Baxter	34879	\$766,104	\$635,255	\$130,849	\$91,717	70.1%	\$56,442	43.1%	-\$14,000	-10.7%	\$16,231	12.4%	\$58,673	44.8%	\$74,888	★★★★
B-Dale Club	Roseville	00330	\$726,684	\$638,158	\$88,526	\$65,095	73.5%	\$18,032	20.4%	\$7,117	8.0%	\$12,983	14.7%	\$38,132	43.1%	\$17,156	★★★★
Belgrade Lions Club	Belgrade	01784	\$1,395,650	\$1,193,420	\$202,230	\$101,776	50.3%	\$45,174	22.3%	\$0	0.0%	\$40,234	19.9%	\$85,408	42.2%	\$22,729	★★★★
Belle Plaine Chamber of Commerce	Belle Plaine	03153	\$4,522,493	\$3,900,131	\$622,362	\$327,401	52.6%	\$93,091	15.0%	\$2,500	0.4%	\$187,059	30.1%	\$282,650	45.4%	\$42,964	★★★★
Belle Plaine Friends of the Library	Belle Plaine	03520	\$1,755,004	\$1,513,590	\$241,414	\$127,296	52.7%	\$50,645	21.0%	\$0	0.0%	\$68,849	28.5%	\$119,493	49.5%	\$9,454	★★★★
Belview Firemen's Relief Assoc	Belview	05297	\$57,577	\$47,021	\$10,556	\$6,888	65.2%	\$2,000	18.9%	\$0	0.0%	\$1,611	15.3%	\$3,611	34.2%	\$3,044	★★★
Bemidji Baseball Association, Inc	Bemidji	03134	\$1,190,506	\$985,361	\$205,145	\$115,016	56.1%	\$45,251	22.1%	\$0	0.0%	\$44,932	21.9%	\$90,182	44.0%	\$93,858	★★★★
Benson Hockey Assoc	Benson	01823	\$7,046,778	\$5,998,117	\$1,048,661	\$477,047	45.5%	\$204,197	19.5%	\$0	0.0%	\$337,367	32.2%	\$541,564	51.6%	\$182,348	★★★★★
Bethlehem Academy	Faribault	01795	\$2,612,933	\$2,194,452	\$418,482	\$188,237	45.0%	\$111,675	26.7%	\$0	0.0%	\$121,302	29.0%	\$232,977	55.7%	\$10,996	★★★★★
Big Falls Lions Club	Big Falls	02989	\$181,834	\$145,700	\$36,133	\$14,605	40.4%	\$12,000	33.2%	\$0	0.0%	\$4,109	11.4%	\$16,109	44.6%	\$10,158	★★★★
Big Lake Aquatic Association	Richmond	02744	\$59,195	\$47,967	\$11,228	\$8,090	72.1%	\$988	8.8%	\$0	0.0%	\$1,778	15.8%	\$2,767	24.6%	\$11,784	★★
Big Lake Spud Fest	Big Lake	04272	\$7,039,646	\$6,067,054	\$972,592	\$458,930	47.2%	\$156,228	16.1%	\$0	0.0%	\$319,890	32.9%	\$476,118	49.0%	\$71,391	★★★★
Bird Island Lions	Bird Island	04616	\$414,308	\$348,123	\$66,185	\$44,631	67.4%	\$19,044	28.8%	\$0	0.0%	\$7,229	10.9%	\$26,273	39.7%	\$7,273	★★★
Blackduck Firemens Relief Assoc	Blackduck	01944	\$606,006	\$509,213	\$96,793	\$52,221	54.0%	\$26,661	27.5%	\$0	0.0%	\$11,178	11.5%	\$37,839	39.1%	\$48,341	★★★
Blaine Youth Hockey Assoc	Blaine	00776	\$16,217,641	\$13,666,909	\$2,550,732	\$735,457	28.8%	\$942,096	36.9%	\$0	0.0%	\$874,154	34.3%	\$1,816,250	71.2%	\$67,796	★★★★★
Blaine's Blazin 4th, Inc. DBA Blaine Fe	Blaine	92932	\$9,551,025	\$7,988,210	\$1,562,815	\$533,168	34.1%	\$545,935	34.9%	\$0	0.0%	\$510,317	32.7%	\$1,056,252	67.6%	\$344,265	★★★★★
Blooming Prairie Area Chamber of Cor	Prairie	92149	\$1,092,277	\$930,693	\$161,584	\$75,693	46.8%	\$22,500	13.9%	\$0	0.0%	\$39,488	24.4%	\$61,988	38.4%	\$21,283	★★★
Blooming Prairie Servicemen's Club	Prairie	00620	\$551,778	\$460,249	\$91,529	\$39,324	43.0%	\$2,013	2.2%	\$33,650	36.8%	\$9,823	10.7%	\$45,486	49.7%	\$22,381	★★★★
Bloomington Jefferson Hockey Booste	Bloomington	01681	\$3,852,506	\$3,226,622	\$625,884	\$255,546	40.8%	\$179,220	28.6%	\$0	0.0%	\$210,369	33.6%	\$389,589	62.2%	\$30,742	★★★★★
Bloomington Lions Club	Bloomington	01670	\$3,181,375	\$2,693,623	\$487,752	\$217,421	44.6%	\$133,502	27.4%	\$0	0.0%	\$135,885	27.9%	\$269,387	55.2%	\$41,439	★★★★★
Bluffton Baseball Assoc	Bluffton	02267	\$674,787	\$576,435	\$98,352	\$46,575	47.4%	\$33,000	33.6%	\$0	0.0%	\$10,570	10.7%	\$43,570	44.3%	\$33,906	★★★★
Borup Community Club	Borup	01894	\$858,454	\$730,636	\$127,818	\$59,010	46.2%	\$33,631	26.3%	\$750	0.6%	\$14,096	11.0%	\$48,477	37.9%	\$77,488	★★★
Bowlus Firemen's Relief Assoc	Bowlus	02719	\$1,311,514	\$1,127,220	\$184,294	\$97,156	52.7%	\$53,050	28.8%	\$0	0.0%	\$36,852	20.0%	\$89,902	48.8%	\$30,029	★★★★
Boxers Workout Gym DBA St. Cloud B	St. Cloud	05223	\$2,809,320	\$2,283,843	\$525,476	\$299,874	57.1%	\$94,080	17.9%	\$0	0.0%	\$153,277	29.2%	\$247,357	47.1%	\$21,922	★★★★
Boyd Firemen's Relief Assoc	Boyd	02747	\$592,692	\$499,262	\$93,430	\$43,831	46.9%	\$37,717	40.4%	\$0	0.0%	\$9,578	10.3%	\$47,296	50.6%	\$25,228	★★★★★
Brainerd Lions Club	Baxter	02761	\$2,789,961	\$2,394,917	\$395,045	\$244,234	61.8%	\$36,610	9.3%	\$0	0.0%	\$110,254	27.9%	\$146,864	37.2%	\$16,585	★★★
Brainerd Snodeos	Brainerd	05604	\$2,091,449	\$1,786,363	\$305,085	\$143,868	47.2%	\$87,290	28.6%	\$5,880	1.9%	\$73,579	24.1%	\$166,750	54.7%	\$7,482	★★★★★
Brandon Firemen's Relief Assoc	Brandon	02289	\$2,172,613	\$1,880,501	\$292,112	\$94,315	32.3%	\$118,840	40.7%	\$0	0.0%	\$72,742	24.9%	\$191,582	65.6%	\$60,354	★★★★★
Breckenridge Fire Department Relief A	Breckenridge	01117	\$409,735	\$356,908	\$52,827	\$29,213	55.3%	\$9,083	17.2%	\$0	0.0%	\$6,024	11.4%	\$15,107	28.6%	\$15,789	★★
Breckenridge Youth Hockey Assoc	Breckenridge	01426	\$672,295	\$538,408	\$133,887	\$67,947	50.7%	\$33,759	25.2%	\$0	0.0%	\$18,599	13.9%	\$52,358	39.1%	\$107,427	★★★
Breezy Point Figure Skating Club	Breezy Point	93244	\$732,415	\$614,501	\$117,914	\$63,935	54.2%	\$41,879	35.5%	\$0	0.0%	\$13,985	11.9%	\$55,864	47.4%	\$12,872	★★★★

FY2019 Organization Annual Report Summary

by Organization Name

Organization Name	City	License	Gross		Net	Allowable		LAWFUL PURPOSE EXPENDITURES						Retained	Star Rating		
			Receipts	Prizes	Receipts	Expenses	%	Charitable	%	Other	%	Taxes/Fees	%	TOTAL		%	Cash
Browerville Lions Club	Browerville	03194	\$574,414	\$467,255	\$107,159	\$40,062	37.4%	\$32,933	30.7%	\$0	0.0%	\$11,732	10.9%	\$44,665	41.7%	\$58,840	★★★★
Brownsdale Firemen's Relief Associati	Brownsdale	02810	\$924,586	\$778,144	\$146,441	\$59,209	40.4%	\$32,150	22.0%	\$0	0.0%	\$16,608	11.3%	\$48,758	33.3%	\$51,562	★★★
Brownton Lions Club	Brownton	02430	\$948,836	\$811,577	\$137,259	\$72,065	52.5%	\$41,693	30.4%	\$0	0.0%	\$17,952	13.1%	\$59,645	43.5%	\$15,336	★★★★
Buckman Trailblazers Snowmobile Clu	Pierz	03186	\$347,325	\$271,730	\$75,596	\$42,974	56.8%	\$21,364	28.3%	\$0	0.0%	\$7,714	10.2%	\$29,078	38.5%	\$12,249	★★★
Buffalo Lake Lions Club	Buffalo Lake	02798	\$211,356	\$170,359	\$40,996	\$26,908	65.6%	\$8,435	20.6%	\$787	1.9%	\$4,644	11.3%	\$13,866	33.8%	\$7,029	★★★
Buffalo Lions Club	Buffalo	01865	\$1,473,553	\$1,254,134	\$219,419	\$119,801	54.6%	\$50,611	23.1%	\$0	0.0%	\$51,187	23.3%	\$101,798	46.4%	\$24,530	★★★★
Buffalo Youth Hockey Association	Buffalo	02299	\$5,468,219	\$4,627,845	\$840,374	\$321,199	38.2%	\$250,000	29.7%	\$0	0.0%	\$258,203	30.7%	\$508,203	60.5%	\$114,683	★★★★★
Burnsville Hockey Club	Burnsville	04433	\$2,623,820	\$2,200,491	\$423,330	\$219,508	51.9%	\$86,000	20.3%	\$0	0.0%	\$116,518	27.5%	\$202,518	47.8%	\$42,399	★★★★
Burnsville Lions Club	Burnsville	03336	\$14,802,169	\$12,994,330	\$1,807,838	\$679,028	37.6%	\$505,425	28.0%	\$6,000	0.3%	\$613,478	33.9%	\$1,124,903	62.2%	\$106,495	★★★★★
Caledonia Sno-Gophers Snowmobile (Brownsville	04864	\$1,219,975	\$1,020,058	\$199,917	\$88,885	44.5%	\$5,632	2.8%	\$53,446	26.7%	\$31,762	15.9%	\$90,840	45.4%	\$36,051	★★★★
Caledonia Volunteer Fire Department	Caledonia	34760	\$36,744	\$31,450	\$5,294	\$4,495	84.9%	\$500	9.4%	\$0	0.0%	\$2,070	39.1%	\$2,570	48.5%	\$4,350	★★★★
Cambridge Drift Dusters	Isanti	92521	\$219,494	\$184,530	\$34,964	\$24,388	69.8%	\$15,189	43.4%	\$0	0.0%	\$4,313	12.3%	\$19,502	55.8%	\$21,018	★★★★★
Cambridge-Isanti Hockey Association	Isanti	03817	\$4,058,732	\$3,458,358	\$600,374	\$303,832	50.6%	\$110,482	18.4%	\$0	0.0%	\$164,503	27.4%	\$274,985	45.8%	\$88,571	★★★★
Cambridge-Isanti Redbirds Inc	Isanti	03510	\$1,009,085	\$882,331	\$126,754	\$60,492	47.7%	\$40,230	31.7%	\$0	0.0%	\$18,506	14.6%	\$58,736	46.3%	\$31,512	★★★★
Canby Fire Dept Relief Assoc	Canby	02587	\$574,778	\$488,417	\$86,361	\$46,471	53.8%	\$22,600	26.2%	\$0	0.0%	\$8,387	9.7%	\$30,987	35.9%	\$53,004	★★★
Cannon Falls Fire Dept Relief Assoc	Cannon Falls	03129	\$525,719	\$424,762	\$100,957	\$64,934	64.3%	\$21,000	20.8%	\$0	0.0%	\$11,087	11.0%	\$32,087	31.8%	\$15,141	★★★
Caring for the Kids Community	Aurora	93700	\$727,444	\$611,019	\$116,425	\$60,204	51.7%	\$14,627	12.6%	\$0	0.0%	\$15,101	13.0%	\$29,727	25.5%	\$38,522	★★
Carlos Lions Club	Carlos	05899	\$2,885,409	\$2,541,792	\$343,617	\$183,701	53.5%	\$72,177	21.0%	\$0	0.0%	\$88,144	25.7%	\$160,321	46.7%	\$40,067	★★★★
Carver Lions Club	Carver	01745	\$1,799,606	\$1,564,867	\$234,739	\$129,225	55.1%	\$45,491	19.4%	\$0	0.0%	\$56,144	23.9%	\$101,635	43.3%	\$24,127	★★★★
CC Riders Snowmobile Club	Canyon	05531	\$1,507,878	\$1,230,381	\$277,497	\$165,040	59.5%	\$49,042	17.7%	\$0	0.0%	\$62,971	22.7%	\$112,013	40.4%	\$47,804	★★★★
Centennial HS Football Booster Club	Circle Pines	93215	\$2,466,692	\$2,109,912	\$356,780	\$199,767	56.0%	\$63,325	17.7%	\$0	0.0%	\$96,135	26.9%	\$159,460	44.7%	\$25,015	★★★★
Centennial Youth Hockey Assoc	Circle Pines	03934	\$20,800,175	\$18,411,425	\$2,388,750	\$1,162,255	48.7%	\$388,414	16.3%	\$0	0.0%	\$785,488	32.9%	\$1,173,902	49.1%	\$251,058	★★★★
Center City Firemen's Relief Assoc	Center City	02236	\$3,479,999	\$3,034,836	\$445,163	\$200,236	45.0%	\$77,242	17.4%	\$0	0.0%	\$129,821	29.2%	\$207,063	46.5%	\$82,009	★★★★
Central Minnesota Noon Optimist Club	Sauk Rapids	32368	\$4,980,114	\$4,231,037	\$749,077	\$396,589	52.9%	\$102,581	13.7%	\$0	0.0%	\$221,738	29.6%	\$324,319	43.3%	\$74,327	★★★★
Champlin Park Baseball Association	Champlin	92993	\$6,450,711	\$5,536,891	\$913,820	\$340,403	37.3%	\$219,693	24.0%	\$0	0.0%	\$339,539	37.2%	\$559,232	61.2%	\$235,927	★★★★★
Champlin Park Youth Hockey Assoc	Champlin	04865	\$5,149,906	\$4,348,085	\$801,822	\$308,361	38.5%	\$213,841	26.7%	\$0	0.0%	\$255,996	31.9%	\$469,836	58.6%	\$221,292	★★★★★
Champlin-Dayton Athletic Association	Champlin	31980	\$6,506,564	\$5,691,601	\$814,963	\$341,824	41.9%	\$1,000	0.1%	\$80,000	9.8%	\$246,945	30.3%	\$327,945	40.2%	\$259,559	★★★★
Chaska Lions Club	Chaska	01070	\$6,021,017	\$5,170,046	\$850,972	\$380,340	44.7%	\$212,354	25.0%	\$0	0.0%	\$258,965	30.4%	\$471,319	55.4%	\$49,386	★★★★★
Chatfield Athletic's Club	Chatfield	03071	\$174,477	\$134,121	\$40,357	\$12,770	31.6%	\$26,059	64.6%	\$0	0.0%	\$4,649	11.5%	\$30,708	76.1%	\$11,097	★★★★★
Chatfield Firefighters Activities Assoc I	Chatfield	03377	\$3,666,572	\$3,179,720	\$486,852	\$243,234	50.0%	\$85,111	17.5%	\$0	0.0%	\$140,458	28.9%	\$225,569	46.3%	\$57,899	★★★★
Chester Bird Post 523 American Legio	Golden Valley	00991	\$3,589,372	\$2,883,538	\$705,834	\$306,572	43.4%	\$137,572	19.5%	\$110,228	15.6%	\$194,633	27.6%	\$442,434	62.7%	\$93,255	★★★★★
Chicagami	Virginia	01483	\$2,219,782	\$1,827,315	\$392,467	\$225,417	57.4%	\$58,406	14.9%	\$0	0.0%	\$116,301	29.6%	\$174,707	44.5%	\$34,779	★★★★
Chisago City Fire Relief Assoc	Chisago City	02391	\$4,602,289	\$3,968,157	\$634,132	\$294,926	46.5%	\$135,204	21.3%	\$500	0.1%	\$193,452	30.5%	\$329,156	51.9%	\$68,316	★★★★★
Chisago Lakes Area Recreation Assoc	Lindstrom	02577	\$1,317,759	\$1,106,302	\$211,458	\$121,089	57.3%	\$52,707	24.9%	\$0	0.0%	\$34,208	16.2%	\$86,915	41.1%	\$15,226	★★★★

FY2019 Organization Annual Report Summary

by Organization Name

Organization Name	City	License	Gross		Net	Allowable		LAWFUL PURPOSE EXPENDITURES						Retained	Star Rating		
			Receipts	Prizes	Receipts	Expenses	%	Charitable	%	Other	%	Taxes/Fees	%	TOTAL		%	Cash
Chops Inc	Minneapolis	31322	\$15,184,821	\$13,175,180	\$2,009,641	\$1,022,004	50.9%	\$201,145	10.0%	\$0	0.0%	\$692,103	34.4%	\$893,248	44.4%	\$133,718	★★★★
C-I Quarterback Club	Ironton	02536	\$1,770,079	\$1,560,236	\$209,842	\$126,279	60.2%	\$26,766	12.8%	\$0	0.0%	\$38,922	18.5%	\$65,688	31.3%	\$39,638	★★★
Claremont Area Chamber of Commerce	Claremont	05159	\$4,371,088	\$3,690,871	\$680,217	\$330,893	48.6%	\$105,138	15.5%	\$0	0.0%	\$207,506	30.5%	\$312,645	46.0%	\$67,523	★★★★
Clarissa Fire Relief Assoc	Clarissa	03399	\$115,990	\$94,723	\$21,267	\$17,482	82.2%	\$3,700	17.4%	\$0	0.0%	\$2,382	11.2%	\$6,082	28.6%	\$874	★★
Clarkfield Lions Club	Clarkfield	33272	\$326,085	\$268,517	\$57,568	\$34,866	60.6%	\$21,816	37.9%	\$0	0.0%	\$7,730	13.4%	\$29,546	51.3%	\$24,626	★★★★★
Clear Lake Lions Club	Clear Lake	01790	\$7,844,656	\$6,717,357	\$1,127,299	\$546,906	48.5%	\$175,197	15.5%	\$0	0.0%	\$366,787	32.5%	\$541,984	48.1%	\$201,913	★★★★
Clearbrook Community Club	Clearbrook	00778	\$1,187,770	\$1,035,134	\$152,636	\$77,110	50.5%	\$52,466	34.4%	\$500	0.3%	\$19,779	13.0%	\$72,745	47.7%	\$35,701	★★★★
Clearwater Lions Club	Clearwater	02167	\$3,618,655	\$3,088,330	\$530,326	\$265,341	50.0%	\$69,475	13.1%	\$0	0.0%	\$146,969	27.7%	\$216,444	40.8%	\$74,452	★★★★
Clearwater Trail Blazers Snowmobile Club	Bagley	32290	\$323,804	\$259,857	\$63,947	\$34,697	54.3%	\$27,627	43.2%	\$0	0.0%	\$4,408	6.9%	\$32,035	50.1%	\$56,582	★★★★★
Clements Fire Dept Relief Assoc	Clements	31542	\$221,680	\$176,550	\$45,130	\$23,479	52.0%	\$13,852	30.7%	\$0	0.0%	\$4,549	10.1%	\$18,400	40.8%	\$10,913	★★★★
Cleveland Firemen's Relief Association	Cleveland	02951	\$894,450	\$735,148	\$159,303	\$82,321	51.7%	\$43,050	27.0%	\$0	0.0%	\$23,470	14.7%	\$66,520	41.8%	\$37,555	★★★★
Climax Community Club	Climax	01246	\$1,323,667	\$1,136,769	\$186,898	\$78,728	42.1%	\$46,804	25.0%	\$0	0.0%	\$41,728	22.3%	\$88,532	47.4%	\$65,233	★★★★
Climb Inc	Heights	02002	\$18,097,141	\$15,187,926	\$2,909,216	\$1,410,015	48.5%	\$433,177	14.9%	\$2,890	0.1%	\$1,066,188	36.6%	\$1,502,255	51.6%	\$196,982	★★★★★
Cloquet Amateur Hockey Womens Association	Cloquet	04882	\$1,398,920	\$1,184,129	\$214,791	\$130,509	60.8%	\$13,077	6.1%	\$37,900	17.6%	\$42,974	20.0%	\$93,951	43.7%	\$37,780	★★★★
Club Almar Sports Inc	St. Cloud	01557	\$346,714	\$264,264	\$82,450	\$25,403	30.8%	\$43,800	53.1%	\$0	0.0%	\$9,683	11.7%	\$53,483	64.9%	-\$1,976	★★★★★
Cokato Firefighters Relief Assoc	Cokato	33641	\$110,274	\$80,864	\$29,410	\$19,315	65.7%	\$7,601	25.8%	\$0	0.0%	\$2,908	9.9%	\$10,509	35.7%	\$7,989	★★★
Cold Spring Fire Dept Relief Assoc	Cold Spring	05054	\$587,290	\$503,044	\$84,246	\$51,364	61.0%	\$19,776	23.5%	\$500	0.6%	\$10,190	12.1%	\$30,466	36.2%	\$16,462	★★★
Cold Spring Lions Club	Cold Spring	02364	\$997,679	\$832,950	\$164,729	\$88,059	53.5%	\$47,408	28.8%	\$0	0.0%	\$24,268	14.7%	\$71,676	43.5%	\$24,052	★★★★
Cologne Firemans Relief Assoc	Cologne	00709	\$816,176	\$691,067	\$125,109	\$60,550	48.4%	\$38,422	30.7%	\$0	0.0%	\$15,268	12.2%	\$53,690	42.9%	\$28,687	★★★★
Columbia Heights Athletic Boosters Club	Heights	02072	\$2,784,497	\$2,234,841	\$549,656	\$285,330	51.9%	\$89,589	16.3%	\$0	0.0%	\$148,563	27.0%	\$238,152	43.3%	\$57,794	★★★★
Community Charities of Minnesota	Mankato	02650	\$18,169,646	\$15,482,741	\$2,686,904	\$1,246,731	46.4%	\$597,915	22.3%	\$500	0.0%	\$954,475	35.5%	\$1,552,891	57.8%	\$244,814	★★★★★
Community Connection of Sauk Centre	Sauk Centre	34704	\$2,027,086	\$1,745,941	\$281,145	\$171,903	61.1%	\$38,917	13.8%	\$0	0.0%	\$77,966	27.7%	\$116,883	41.6%	\$14,353	★★★★
Competition Cheer Spirit Booster Club	Anoka	93284	\$5,774,762	\$4,910,741	\$864,021	\$423,728	49.0%	\$133,919	15.5%	\$0	0.0%	\$319,670	37.0%	\$453,588	52.5%	\$124,423	★★★★★
Confidence Learning Center	East Gull Lake	00691	\$16,792,112	\$13,937,402	\$2,854,709	\$1,313,420	46.0%	\$530,072	18.6%	\$687	0.0%	\$939,872	32.9%	\$1,470,632	51.5%	\$180,358	★★★★★
Cook Firemens Relief Association	Cook	03754	\$218,777	\$172,485	\$46,292	\$28,342	61.2%	\$13,350	28.8%	\$0	0.0%	\$5,306	11.5%	\$18,656	40.3%	\$34,878	★★★★
Cook Timberwolves Snowmobile Club	Cook	05108	\$448,430	\$366,682	\$81,748	\$45,587	55.8%	\$39,142	47.9%	\$0	0.0%	\$9,921	12.1%	\$49,063	60.0%	\$18,726	★★★★★
Coon Lake Community & Senior Center	Wyoming	03403	\$1,056,859	\$896,847	\$160,012	\$103,927	64.9%	\$13,344	8.3%	\$25,247	15.8%	\$19,623	12.3%	\$58,215	36.4%	\$64,256	★★★
Coon Rapids Cardinal Little League, Inc	Anoka	04404	\$2,973,907	\$2,482,116	\$491,791	\$228,928	46.5%	\$114,036	23.2%	\$0	0.0%	\$152,861	31.1%	\$266,897	54.3%	\$24,058	★★★★★
Coon Rapids Lions Club	Coon Rapids	00013	\$2,999,247	\$2,483,683	\$515,564	\$280,897	54.5%	\$79,686	15.5%	\$0	0.0%	\$154,720	30.0%	\$234,407	45.5%	\$71,483	★★★★
Coon Rapids Mat Bandits Wrestling Club	Coon Rapids	05645	\$10,407,543	\$8,732,392	\$1,675,150	\$738,460	44.1%	\$448,289	26.8%	\$0	0.0%	\$516,376	30.8%	\$964,665	57.6%	\$121,350	★★★★★
Coon Rapids Youth Hockey Assoc	Coon Rapids	35285	\$10,513,808	\$9,009,146	\$1,504,662	\$728,963	48.4%	\$306,493	20.4%	\$0	0.0%	\$475,452	31.6%	\$781,944	52.0%	\$65,193	★★★★★
Cormorant Lakes Sportsman Club	Audubon	00594	\$2,856,942	\$2,337,616	\$519,325	\$277,129	53.4%	\$93,664	18.0%	\$2,559	0.5%	\$101,940	19.6%	\$198,163	38.2%	\$68,844	★★★
Cottage Grove Athletic Assoc	Cottage Grove	01612	\$8,063,181	\$6,862,073	\$1,201,108	\$568,551	47.3%	\$106,247	8.8%	\$0	0.0%	\$355,235	29.6%	\$461,482	38.4%	\$302,236	★★★
Cottonwood Co Game & Fish Protective Assn	Windom	02553	\$456,657	\$374,733	\$81,924	\$40,145	49.0%	\$32,166	39.3%	\$0	0.0%	\$8,500	10.4%	\$40,666	49.6%	\$47,808	★★★★

FY2019 Organization Annual Report Summary

by Organization Name

Organization Name	City	License	Gross		Net	Allowable		LAWFUL PURPOSE EXPENDITURES						Retained	Star Rating		
			Receipts	Prizes	Receipts	Expenses	%	Charitable	%	Other	%	Taxes/Fees	%	TOTAL		%	Cash
Country Climbers Snowmobile Club	Winona	00908	\$86,229	\$63,683	\$22,546	\$7,984	35.4%	\$3,391	15.0%	\$0	0.0%	\$3,566	15.8%	\$6,957	30.9%	\$7,239	★★★
Courtland Lions Club	Courtland	01524	\$174,695	\$134,149	\$40,546	\$26,467	65.3%	\$8,761	21.6%	\$0	0.0%	\$4,458	11.0%	\$13,219	32.6%	\$15,835	★★★
Crookston Baseball Association	Crookston	93145	\$1,210,102	\$973,838	\$236,265	\$115,331	48.8%	\$52,650	22.3%	\$0	0.0%	\$48,918	20.7%	\$101,568	43.0%	\$44,358	★★★★
Crookston Firefighters Association	Crookston	34918	\$500,105	\$398,909	\$101,196	\$49,298	48.7%	\$2,850	2.8%	\$50,000	49.4%	\$11,525	11.4%	\$64,375	63.6%	\$45,925	★★★★★
Crosby Fire Relief Assoc	Crosby	02476	\$4,800,362	\$4,169,004	\$631,358	\$354,307	56.1%	\$103,193	16.3%	\$324	0.1%	\$204,708	32.4%	\$308,225	48.8%	\$38,524	★★★★
Crosslake Ideal Lions Club	Crosslake	01487	\$2,310,665	\$1,904,648	\$406,017	\$174,893	43.1%	\$78,650	19.4%	\$0	0.0%	\$108,881	26.8%	\$187,531	46.2%	\$107,332	★★★★
Crow River Sno Pros	Hutchinson	04900	\$1,722,029	\$1,461,279	\$260,750	\$142,283	54.6%	\$40,767	15.6%	\$34,771	13.3%	\$64,239	24.6%	\$139,777	53.6%	\$64,825	★★★★★
Crystal Lions Club	Crystal	01668	\$958,020	\$797,512	\$160,508	\$103,872	64.7%	\$26,050	16.2%	\$0	0.0%	\$26,651	16.6%	\$52,701	32.8%	\$68,756	★★★
Currie Town & Country Boosters	Currie	02568	\$2,613,321	\$2,167,417	\$445,903	\$245,181	55.0%	\$37,952	8.5%	\$0	0.0%	\$137,204	30.8%	\$175,156	39.3%	\$39,080	★★★
Cuyuna Firemen's Relief Assoc	Deerwood	02163	\$2,795,478	\$2,393,658	\$401,820	\$214,567	53.4%	\$95,386	23.7%	\$0	0.0%	\$102,016	25.4%	\$197,402	49.1%	\$26,234	★★★★
Cyrus Firemen's Relief Assoc	Cyrus	02171	\$168,390	\$136,579	\$31,811	\$18,795	59.1%	\$18,600	58.5%	\$0	0.0%	\$3,649	11.5%	\$22,249	69.9%	\$3,926	★★★★★
Czech & Slovak Sokol Minnesota	St. Paul	03902	\$696,321	\$575,167	\$121,155	\$57,101	47.1%	\$44,629	36.8%	\$0	0.0%	\$14,821	12.2%	\$59,450	49.1%	\$23,456	★★★★
Danube Lions Club	Danube	05631	\$122,195	\$100,075	\$22,120	\$10,613	48.0%	\$8,655	39.1%	\$0	0.0%	\$2,687	12.1%	\$11,342	51.3%	\$3,061	★★★★★
Darfur Sportsmens Club	Darfur	34306	\$1,198,527	\$1,005,376	\$193,152	\$106,295	55.0%	\$33,460	17.3%	\$0	0.0%	\$35,285	18.3%	\$68,745	35.6%	\$48,832	★★★
Dawson Fire Department Relief Assoc	Dawson	33444	\$2,166,200	\$1,853,105	\$313,095	\$215,174	68.7%	\$32,638	10.4%	\$0	0.0%	\$88,659	28.3%	\$121,296	38.7%	\$29,578	★★★
Dayton Lions Club	Dayton	01875	\$1,405,155	\$1,200,983	\$204,172	\$108,517	53.1%	\$58,733	28.8%	\$0	0.0%	\$43,139	21.1%	\$101,872	49.9%	\$106,850	★★★★
Dead Broke Saddle Club	Hugo	03800	\$3,052,519	\$2,601,166	\$451,353	\$251,131	55.6%	\$80,173	17.8%	\$12,515	2.8%	\$138,595	30.7%	\$231,283	51.2%	\$125,352	★★★★★
Deer Creek Lions Club	Deer Creek	02157	\$427,307	\$334,959	\$92,348	\$53,129	57.5%	\$40,050	43.4%	\$0	0.0%	\$9,776	10.6%	\$49,826	54.0%	\$16,860	★★★★★
Deerwood Firefighter's Relief Assoc	Deerwood	03780	\$1,378,458	\$1,182,026	\$196,432	\$122,324	62.3%	\$26,922	13.7%	\$0	0.0%	\$36,814	18.7%	\$63,736	32.4%	\$35,291	★★★
Defeat of Jesse James Days Committee	Northfield	05596	\$113,250	\$85,374	\$27,876	\$21,296	76.4%	\$14,435	51.8%	\$0	0.0%	\$2,719	9.8%	\$17,154	61.5%	\$11,718	★★★★★
Delano Area Youth Hockey Assoc, Inc	Delano	02425	\$3,074,838	\$2,636,887	\$437,952	\$223,594	51.1%	\$91,083	20.8%	\$0	0.0%	\$151,104	34.5%	\$242,187	55.3%	\$36,363	★★★★★
Dennison Lions Club	Dennison	02762	\$210,259	\$169,042	\$41,217	\$24,374	59.1%	\$8,455	20.5%	\$0	0.0%	\$4,199	10.2%	\$12,654	30.7%	\$10,633	★★★
Dent Firefighters Relief Assoc	Dent	02891	\$1,559,514	\$1,274,807	\$284,708	\$127,718	44.9%	\$89,900	31.6%	\$0	0.0%	\$72,721	25.5%	\$162,621	57.1%	\$46,377	★★★★★
Dent Lions Club	Dent	01980	\$1,280,255	\$1,056,701	\$223,554	\$138,805	62.1%	\$49,248	22.0%	\$0	0.0%	\$56,412	25.2%	\$105,660	47.3%	\$4,973	★★★★
Destination Education A Scholarship F	St. Paul	93518	\$1,773,489	\$1,518,308	\$255,181	\$147,436	57.8%	\$48,603	19.0%	\$0	0.0%	\$76,432	30.0%	\$125,035	49.0%	-\$28,352	★★★★
Detroit Lakes Youth Hockey Assoc	Detroit Lakes	99011	\$1,713,884	\$1,406,795	\$307,090	\$143,131	46.6%	\$92,657	30.2%	\$0	0.0%	\$58,188	18.9%	\$150,845	49.1%	\$51,608	★★★★
Dexter Firefighters Relief Assoc	Dexter	03143	\$556,734	\$461,878	\$94,856	\$49,309	52.0%	\$32,700	34.5%	\$0	0.0%	\$9,113	9.6%	\$41,813	44.1%	\$25,759	★★★★
Dilworth Lions Club	Dilworth	01877	\$2,830,442	\$2,445,660	\$384,782	\$212,311	55.2%	\$53,211	13.8%	\$200	0.1%	\$110,340	28.7%	\$163,751	42.6%	\$35,697	★★★★
District 284 Youth Hockey Assoc	Plymouth	27345	\$3,898,238	\$3,313,977	\$584,261	\$253,742	43.4%	\$154,122	26.4%	\$0	0.0%	\$167,813	28.7%	\$321,935	55.1%	\$51,546	★★★★★
Divine Mercy Church & School	Faribault	01632	\$2,044,602	\$1,716,307	\$328,295	\$147,831	45.0%	\$110,957	33.8%	\$0	0.0%	\$73,873	22.5%	\$184,830	56.3%	\$13,775	★★★★★
Dodge County Youth Hockey Associat	Kasson	32530	\$2,147,423	\$1,847,934	\$299,489	\$153,170	51.1%	\$25,429	8.5%	\$0	0.0%	\$75,708	25.3%	\$101,137	33.8%	\$38,258	★★★
Douglas Area Trail Assoc	Alexandria	05642	\$4,744,813	\$4,007,979	\$736,834	\$371,128	50.4%	\$141,753	19.2%	\$0	0.0%	\$238,607	32.4%	\$380,360	51.6%	\$61,029	★★★★★
Dover Fire Relief Association	Dover	03056	\$8,682,579	\$7,361,558	\$1,321,021	\$677,363	51.3%	\$190,771	14.4%	\$0	0.0%	\$452,521	34.3%	\$643,292	48.7%	\$153,354	★★★★
Dr. J. E. Le Clerc Council 2895 Knights	Le Sueur	33450	\$2,291,928	\$1,925,926	\$366,002	\$197,463	54.0%	\$63,678	17.4%	\$0	0.0%	\$103,087	28.2%	\$166,765	45.6%	\$25,893	★★★★

FY2019 Organization Annual Report Summary

by Organization Name

Organization Name	City	License	Gross		Net	Allowable	LAWFUL PURPOSE EXPENDITURES								Retained	Star Rating	
			Receipts	Prizes	Receipts	Expenses	%	Charitable	%	Other	%	Taxes/Fees	%	TOTAL	%		Cash
Ducks Unlimited Frozen North Chapter	Deerwood	92380	\$469,425	\$271,470	\$197,955	\$25,931	13.1%	\$123,673	62.5%	\$0	0.0%	\$17,495	8.8%	\$141,168	71.3%	\$42,906	★★★★★
Duluth Curling Club	Duluth	05277	\$1,101,762	\$913,417	\$188,346	\$100,651	53.4%	\$56,225	29.9%	\$0	0.0%	\$30,078	16.0%	\$86,303	45.8%	\$10,916	★★★★
Duluth Softball Players Association	Duluth	02794	\$1,644,938	\$1,409,447	\$235,491	\$143,391	60.9%	\$30,599	13.0%	\$0	0.0%	\$59,013	25.1%	\$89,612	38.1%	\$26,610	★★★
Dundas Baseball Assoc	Dundas	02112	\$1,855,832	\$1,614,281	\$241,551	\$135,726	56.2%	\$54,212	22.4%	\$0	0.0%	\$58,993	24.4%	\$113,205	46.9%	\$11,997	★★★★
Eagan High School Football Booster Club	Eagan	05759	\$4,139,649	\$3,552,834	\$586,815	\$293,991	50.1%	\$125,000	21.3%	\$0	0.0%	\$162,766	27.7%	\$287,766	49.0%	\$36,795	★★★★
Eagan Hockey Assoc	Eagan	02145	\$17,267,468	\$15,199,642	\$2,067,826	\$693,400	33.5%	\$437,000	21.1%	\$0	0.0%	\$710,214	34.3%	\$1,147,214	55.5%	\$430,374	★★★★★
Eagan Lions Club	Eagan	02228	\$3,025,843	\$2,609,671	\$416,172	\$193,890	46.6%	\$98,859	23.8%	\$0	0.0%	\$110,779	26.6%	\$209,638	50.4%	\$59,417	★★★★★
Eagle Bend Fire Dept Relief Assoc	Eagle Bend	02356	\$407,056	\$316,438	\$90,618	\$47,616	52.5%	\$36,900	40.7%	\$0	0.0%	\$11,058	12.2%	\$47,958	52.9%	\$20,875	★★★★★
Eagle Bend Lions Club	Eagle Bend	05417	\$257,383	\$198,562	\$58,821	\$31,466	53.5%	\$25,373	43.1%	\$0	0.0%	\$6,202	10.5%	\$31,574	53.7%	\$40,013	★★★★★
Eagle Lake Fire Relief Assoc	Eagle Lake	02142	\$952,462	\$804,015	\$148,448	\$76,345	51.4%	\$31,900	21.5%	\$0	0.0%	\$19,744	13.3%	\$51,644	34.8%	\$42,943	★★★
Eagles Aerie 1163 Cloquet	Cloquet	00359	\$503,701	\$413,647	\$90,054	\$31,093	34.5%	\$37,648	41.8%	\$5,700	6.3%	\$10,735	11.9%	\$54,083	60.1%	\$33,369	★★★★★
Eagles Aerie 1243 Winona	Winona	00242	\$7,503,801	\$6,211,004	\$1,292,798	\$645,631	49.9%	\$163,309	12.6%	\$49,178	3.8%	\$437,421	33.8%	\$649,909	50.3%	\$170,818	★★★★★
Eagles Aerie 1460 Faribault	Faribault	00741	\$700,438	\$547,986	\$152,452	\$78,559	51.5%	\$7,791	5.1%	\$49,000	32.1%	\$19,380	12.7%	\$76,172	50.0%	\$15,754	★★★★
Eagles Aerie 1791 Owatonna	Owatonna	00333	\$1,875,331	\$1,483,496	\$391,835	\$196,401	50.1%	\$33,193	8.5%	\$76,472	19.5%	\$86,664	22.1%	\$196,330	50.1%	\$64,052	★★★★★
Eagles Aerie 2228 Zumbro Rochester	Rochester	00674	\$4,322,465	\$3,593,615	\$728,850	\$250,414	34.4%	\$83,256	11.4%	\$136,196	18.7%	\$199,618	27.4%	\$419,069	57.5%	\$154,845	★★★★★
Eagles Aerie 2242 Northfield	Northfield	00318	\$371,153	\$297,199	\$73,954	\$40,301	54.5%	\$800	1.1%	\$23,229	31.4%	\$7,624	10.3%	\$31,653	42.8%	\$10,413	★★★★
Eagles Aerie 2258 Albert Lea	Albert Lea	00060	\$950,498	\$781,471	\$169,027	\$100,349	59.4%	\$19,606	11.6%	\$23,095	13.7%	\$22,712	13.4%	\$65,413	38.7%	\$16,538	★★★
Eagles Aerie 2334 Willmar	Willmar	00245	\$1,282,536	\$1,087,085	\$195,451	\$110,437	56.5%	\$33,725	17.3%	\$25,104	12.8%	\$30,825	15.8%	\$89,654	45.9%	\$189,769	★★★★
Eagles Aerie 2339 Fergus Falls	Fergus Falls	00400	\$2,578,167	\$2,247,708	\$330,459	\$186,077	56.3%	\$36,300	11.0%	\$50,557	15.3%	\$86,248	26.1%	\$173,105	52.4%	\$125,433	★★★★★
Eagles Aerie 2368 Thief River Falls	Falls	00092	\$1,364,804	\$1,135,216	\$229,588	\$117,301	51.1%	\$42,161	18.4%	\$34,670	15.1%	\$31,706	13.8%	\$108,537	47.3%	\$51,343	★★★★
Eagles Aerie 2469 Grand Rapids	Grand Rapids	01038	\$1,939,189	\$1,561,012	\$378,177	\$171,748	45.4%	\$43,226	11.4%	\$52,703	13.9%	\$85,146	22.5%	\$181,074	47.9%	\$42,851	★★★★
Eagles Aerie 2617 Hallock	Hallock	01223	\$197,154	\$157,893	\$39,261	\$16,561	42.2%	\$11,550	29.4%	\$1,887	4.8%	\$4,319	11.0%	\$17,756	45.2%	\$18,707	★★★★
Eagles Aerie 269 Mankato	Mankato	00420	\$8,375,811	\$7,086,466	\$1,289,345	\$695,638	54.0%	\$88,191	6.8%	\$101,302	7.9%	\$467,709	36.3%	\$657,202	51.0%	\$231,592	★★★★★
Eagles Aerie 287 Brainerd	Brainerd	00627	\$1,012,094	\$835,342	\$176,752	\$112,383	63.6%	\$18,947	10.7%	\$19,095	10.8%	\$22,797	12.9%	\$60,838	34.4%	\$26,447	★★★
Eagles Aerie 3063 Runestone Alexandria	Alexandria	00046	\$1,676,237	\$1,417,493	\$258,744	\$150,862	58.3%	\$17,904	6.9%	\$30,268	11.7%	\$56,398	21.8%	\$104,570	40.4%	\$8,722	★★★★
Eagles Aerie 3208 Richfield-Bloomington	Bloomington	00757	\$1,720,167	\$1,482,429	\$237,738	\$98,078	41.3%	\$51,048	21.5%	\$48,271	20.3%	\$40,955	17.2%	\$140,274	59.0%	\$142,435	★★★★★
Eagles Aerie 3264 Elk River	Elk River	00668	\$722,330	\$619,687	\$102,643	\$68,076	66.3%	\$13,962	13.6%	\$11,831	11.5%	\$12,727	12.4%	\$38,520	37.5%	\$23,785	★★★
Eagles Aerie 3282 Worthington	Worthington	00395	\$89,919	\$63,970	\$25,949	\$7,830	30.2%	\$4,320	16.6%	\$15,442	59.5%	\$2,480	9.6%	\$22,242	85.7%	\$5,116	★★★★★
Eagles Aerie 3394 Fairmont	Fairmont	00122	\$83,660	\$61,080	\$22,580	\$8,331	36.9%	\$500	2.2%	\$11,812	52.3%	\$2,737	12.1%	\$15,049	66.6%	\$5,906	★★★★★
Eagles Aerie 34 Minneapolis	Minneapolis	00364	\$5,692,271	\$4,729,086	\$963,185	\$565,908	58.8%	\$42,393	4.4%	\$27,516	2.9%	\$337,316	35.0%	\$407,225	42.3%	\$73,029	★★★★
Eagles Aerie 3403 Luverne	Luverne	00258	\$106,280	\$78,151	\$28,129	\$14,044	49.9%	\$569	2.0%	\$12,847	45.7%	\$3,271	11.6%	\$16,687	59.3%	\$10,831	★★★★★
Eagles Aerie 3405 Marshall	Marshall	00237	\$135,254	\$93,497	\$41,757	\$29,643	71.0%	\$2,850	6.8%	\$7,801	18.7%	\$4,842	11.6%	\$15,493	37.1%	\$16,799	★★★
Eagles Aerie 3420 St. James	St. James	00323	\$1,943,607	\$1,637,595	\$306,012	\$192,341	62.9%	\$20,603	6.7%	\$26,391	8.6%	\$88,558	28.9%	\$135,552	44.3%	\$40,429	★★★★
Eagles Aerie 3424 Litchfield	Litchfield	00645	\$636,595	\$533,739	\$102,856	\$59,979	58.3%	\$10,524	10.2%	\$27,650	26.9%	\$13,782	13.4%	\$51,956	50.5%	\$9,750	★★★★★

FY2019 Organization Annual Report Summary

by Organization Name

Organization Name	City	License	Gross		Net	Allowable	LAWFUL PURPOSE EXPENDITURES								Retained	Star Rating	
			Receipts	Prizes	Receipts	Expenses	%	Charitable	%	Other	%	Taxes/Fees	%	TOTAL	%		Cash
Eagles Aerie 3486 Karlstad	Karlstad	01585	\$232,790	\$194,877	\$37,913	\$21,639	57.1%	\$8,850	23.3%	\$10,355	27.3%	\$5,060	13.3%	\$24,265	64.0%	\$13,922	★★★★★
Eagles Aerie 350 Dacotah East Grand	Forks	00543	\$1,363,152	\$1,171,488	\$191,664	\$145,739	76.0%	\$16,451	8.6%	\$32,302	16.9%	\$36,880	19.2%	\$85,633	44.7%	\$56,105	★★★★
Eagles Aerie 3718 New Brighton	New Brighton	00541	\$1,161,356	\$982,851	\$178,505	\$79,764	44.7%	\$20,733	11.6%	\$46,369	26.0%	\$25,082	14.1%	\$92,185	51.6%	\$76,438	★★★★★
Eagles Aerie 3918 Tracy	Tracy	00326	\$174,895	\$134,971	\$39,924	\$14,016	35.1%	\$12,235	30.6%	\$8,131	20.4%	\$4,764	11.9%	\$25,129	62.9%	\$6,533	★★★★★
Eagles Aerie 4031 Farmington	Farmington	01264	\$2,925,067	\$2,559,135	\$365,932	\$160,066	43.7%	\$41,255	11.3%	\$36,800	10.1%	\$90,707	24.8%	\$168,762	46.1%	\$77,708	★★★★
Eagles Aerie 4120 Shakopee	Shakopee	01623	\$1,478,584	\$1,228,329	\$250,255	\$128,994	51.5%	\$38,278	15.3%	\$17,074	6.8%	\$59,041	23.6%	\$114,392	45.7%	\$19,638	★★★★
Eagles Aerie 620 Morris	Morris	00260	\$967,362	\$820,834	\$146,528	\$70,304	48.0%	\$20,168	13.8%	\$19,420	13.3%	\$19,441	13.3%	\$59,029	40.3%	\$59,995	★★★★
Eagles Aerie 622 St. Cloud	St. Cloud	00381	\$2,037,471	\$1,717,268	\$320,202	\$148,869	46.5%	\$12,449	3.9%	\$80,780	25.2%	\$71,181	22.2%	\$164,409	51.3%	\$34,038	★★★★★
Eagles Aerie 703 Lookout Austin	Austin	00412	\$5,081,059	\$4,259,606	\$821,453	\$350,670	42.7%	\$109,460	13.3%	\$119,759	14.6%	\$247,505	30.1%	\$476,724	58.0%	\$127,406	★★★★★
Eagles Aerie 873 Crookston	Crookston	00449	\$1,058,868	\$895,906	\$162,962	\$92,107	56.5%	\$21,782	13.4%	\$33,708	20.7%	\$27,996	17.2%	\$83,485	51.2%	\$16,554	★★★★★
Eagles Aerie 94 Stillwater	Stillwater	00259	\$4,912,415	\$4,206,497	\$705,919	\$333,683	47.3%	\$72,965	10.3%	\$76,300	10.8%	\$225,104	31.9%	\$374,369	53.0%	\$83,988	★★★★★
East Grand Forks Blue Line Club	Forks	01656	\$230,185	\$134,417	\$95,768	\$35,559	37.1%	\$27,740	29.0%	\$0	0.0%	\$9,502	9.9%	\$37,242	38.9%	\$101,147	★★★
East Hubbard Co Fire Dist	Akeley	05312	\$791,661	\$685,791	\$105,870	\$68,228	64.4%	\$26,374	24.9%	\$0	0.0%	\$11,756	11.1%	\$38,130	36.0%	\$34,217	★★★
Eastern Morrison County 4 Wheeler C	Pierz	05106	\$1,182,271	\$961,966	\$220,304	\$125,923	57.2%	\$49,000	22.2%	\$0	0.0%	\$30,086	13.7%	\$79,086	35.9%	\$49,633	★★★
Eastview Hockey Assoc	Apple Valley	36438	\$12,514,431	\$11,012,283	\$1,502,148	\$644,993	42.9%	\$286,549	19.1%	\$0	0.0%	\$482,378	32.1%	\$768,927	51.2%	\$171,419	★★★★★
Eden Valley Hawks Baseball Club	Eden Valley	02120	\$542,170	\$451,689	\$90,481	\$50,886	56.2%	\$24,950	27.6%	\$0	0.0%	\$10,850	12.0%	\$35,800	39.6%	\$32,850	★★★
Eden Valley Lions Club	Eden Valley	01530	\$2,318,910	\$1,969,559	\$349,351	\$172,676	49.4%	\$74,682	21.4%	\$0	0.0%	\$86,111	24.6%	\$160,793	46.0%	\$57,822	★★★★
Edinburgh USA Pro Am Foundation	Brooklyn Park	36222	\$3,485,699	\$2,958,567	\$527,132	\$358,997	68.1%	\$29,950	5.7%	\$0	0.0%	\$139,781	26.5%	\$169,731	32.2%	\$54,172	★★★
Edison Community Sports Foundation	Minneapolis	01861	\$1,403,603	\$1,143,393	\$260,210	\$174,499	67.1%	\$35,000	13.5%	\$0	0.0%	\$59,243	22.8%	\$94,243	36.2%	\$42,030	★★★
Eitzen Fire & Rescue Association Inc	Eitzen	32660	\$1,405,211	\$1,182,950	\$222,260	\$94,995	42.7%	\$95,000	42.7%	\$0	0.0%	\$46,356	20.9%	\$141,356	63.6%	\$48,876	★★★★★
Elbow Lake Firemens Relief Assoc	Elbow Lake	01968	\$1,231,496	\$1,066,838	\$164,658	\$80,624	49.0%	\$57,200	34.7%	\$0	0.0%	\$30,067	18.3%	\$87,267	53.0%	\$27,309	★★★★★
Elgin Fire Relief Association	Elgin	05658	\$963,051	\$758,640	\$204,411	\$82,227	40.2%	\$128,817	63.0%	\$0	0.0%	\$25,494	12.5%	\$154,311	75.5%	\$54,499	★★★★★
Elizabeth Fire Dept Relief Assoc	Fergus Falls	01686	\$317,568	\$254,955	\$62,613	\$27,496	43.9%	\$26,118	41.7%	\$0	0.0%	\$5,726	9.1%	\$31,844	50.9%	\$17,428	★★★★★
Elk River Lions Club	Elk River	02257	\$4,878,252	\$4,224,725	\$653,527	\$339,509	52.0%	\$98,496	15.1%	\$0	0.0%	\$203,184	31.1%	\$301,680	46.2%	\$82,804	★★★★
Elk River Youth Hockey Assoc	Elk River	01536	\$6,904,032	\$5,968,131	\$935,901	\$393,357	42.0%	\$243,327	26.0%	\$0	0.0%	\$285,930	30.6%	\$529,257	56.6%	\$82,366	★★★★★
Elko Baseball Club	Market	02943	\$1,324,799	\$1,112,048	\$212,751	\$95,235	44.8%	\$34,152	16.1%	\$20,000	9.4%	\$47,180	22.2%	\$101,332	47.6%	\$72,558	★★★★
Elko New Market Fire Fighters' Relief	Market	02324	\$4,290,468	\$3,610,134	\$680,334	\$296,277	43.5%	\$130,750	19.2%	\$0	0.0%	\$233,709	34.4%	\$364,459	53.6%	\$107,340	★★★★★
Elks Lodge 1003 Virginia	Virginia	01191	\$1,441,969	\$1,207,224	\$234,745	\$143,003	60.9%	\$28,069	12.0%	\$20,375	8.7%	\$52,575	22.4%	\$101,019	43.0%	\$21,590	★★★★
Elks Lodge 1091 Rochester	Rochester	00288	\$2,609,748	\$2,124,183	\$485,566	\$351,816	72.5%	\$31,645	6.5%	\$0	0.0%	\$88,310	18.2%	\$119,956	24.7%	\$26,334	★★
Elks Lodge 1161 Eveleth	Eveleth	01637	\$1,080,639	\$904,950	\$175,689	\$87,227	49.6%	\$36,045	20.5%	\$21,255	12.1%	\$24,785	14.1%	\$82,085	46.7%	\$32,807	★★★★
Elks Lodge 1166 Faribault	Faribault	00872	\$500,360	\$416,815	\$83,545	\$47,764	57.2%	\$20,985	25.1%	\$0	0.0%	\$9,698	11.6%	\$30,683	36.7%	\$39,516	★★★
Elks Lodge 1395 Owatonna	Owatonna	01169	\$1,073,721	\$883,283	\$190,438	\$97,048	51.0%	\$23,847	12.5%	\$33,385	17.5%	\$32,043	16.8%	\$89,274	46.9%	\$55,095	★★★★
Elks Lodge 1685 Alexandria	Alexandria	01110	\$6,079,730	\$5,367,850	\$711,880	\$396,764	55.7%	\$35,732	5.0%	\$26,380	3.7%	\$240,743	33.8%	\$302,855	42.5%	\$115,431	★★★★
Elks Lodge 179 Stillwater	Stillwater	01058	\$419,115	\$354,606	\$64,509	\$49,263	76.4%	\$19,592	30.4%	\$0	0.0%	\$9,780	15.2%	\$29,372	45.5%	\$39,465	★★★★

FY2019 Organization Annual Report Summary

by Organization Name

Organization Name	City	License	Gross		Net	Allowable		LAWFUL PURPOSE EXPENDITURES								Retained	Star Rating
			Receipts	Prizes	Receipts	Expenses	%	Charitable	%	Other	%	Taxes/Fees	%	TOTAL	%	Cash	
Elks Lodge 2221 Hopkins	Hopkins	00365	\$587,121	\$494,197	\$92,924	\$41,293	44.4%	\$24,423	26.3%	\$38,365	41.3%	\$9,826	10.6%	\$72,614	78.1%	\$19,683	★★★★★
Elks Lodge 2287 Worthington	Worthington	00192	\$667,194	\$591,567	\$75,627	\$31,464	41.6%	\$22,363	29.6%	\$14,190	18.8%	\$8,325	11.0%	\$44,877	59.3%	\$5,343	★★★★★
Elks Lodge 2386 Wadena	Wadena	00802	\$721,238	\$603,802	\$117,436	\$79,224	67.5%	\$10,381	8.8%	\$16,201	13.8%	\$14,795	12.6%	\$41,377	35.2%	\$28,218	★★★
Elks Lodge 2427 Hutchinson	Hutchinson	00196	\$1,367,477	\$1,127,901	\$239,576	\$127,283	53.1%	\$13,248	5.5%	\$30,533	12.7%	\$40,552	16.9%	\$84,332	35.2%	\$84,156	★★★
Elks Lodge 327 Winona	Goodview	00546	\$367,644	\$294,485	\$73,158	\$34,278	46.9%	\$12,648	17.3%	\$17,133	23.4%	\$8,268	11.3%	\$38,050	52.0%	\$17,371	★★★★★
Elks Lodge 44 Minneapolis	Brooklyn Park	00244	\$789,950	\$677,451	\$112,499	\$87,874	78.1%	\$8,050	7.2%	\$17,028	15.1%	\$12,892	11.5%	\$37,969	33.8%	\$18,207	★★★
Elks Lodge 615 Brainerd	Brainerd	00496	\$1,575,156	\$1,368,455	\$206,700	\$137,749	66.6%	\$4,700	2.3%	\$19,502	9.4%	\$41,981	20.3%	\$66,183	32.0%	\$12,305	★★★
Elks Lodge 845 Red Wing	Red Wing	00979	\$319,669	\$270,799	\$48,870	\$21,611	44.2%	\$16,659	34.1%	\$10,477	21.4%	\$5,714	11.7%	\$32,850	67.2%	\$25,425	★★★★★
Elks Lodge 952 Willmar	Willmar	00398	\$281,879	\$237,158	\$44,721	\$19,152	42.8%	\$8,492	19.0%	\$8,500	19.0%	\$4,856	10.9%	\$21,848	48.9%	\$26,504	★★★★
Elrosa Baseball Club	Elrosa	01955	\$608,733	\$497,343	\$111,389	\$50,351	45.2%	\$36,923	33.1%	\$13,901	12.5%	\$10,060	9.0%	\$60,885	54.7%	\$24,006	★★★★★
Ely Igloo Snowmobile Club	Ely	04652	\$607,294	\$474,712	\$132,582	\$63,267	47.7%	\$40,326	30.4%	\$0	0.0%	\$17,836	13.5%	\$58,162	43.9%	\$28,601	★★★★
Ely Winton Rod and Gun Club	Winton	04828	\$1,137,142	\$904,588	\$232,554	\$139,348	59.9%	\$40,558	17.4%	\$11,526	5.0%	\$41,506	17.8%	\$93,590	40.2%	\$18,342	★★★★
Elysian Fire Dept Relief Assoc	Elysian	02222	\$612,329	\$491,962	\$120,367	\$68,432	56.9%	\$33,916	28.2%	\$0	0.0%	\$14,874	12.4%	\$48,789	40.5%	\$22,225	★★★★
Emily Firemen's Relief Assoc	Emily	02215	\$79,355	\$61,106	\$18,248	\$17,814	97.6%	\$1,250	6.8%	\$0	0.0%	\$1,833	10.0%	\$3,083	16.9%	\$4,211	★
Essig Baseball Club Inc	New Ulm	01614	\$848,917	\$704,782	\$144,135	\$72,784	50.5%	\$58,630	40.7%	\$0	0.0%	\$20,605	14.3%	\$79,235	55.0%	\$25,088	★★★★★
Evansville Firemens Relief Assoc	Evansville	02399	\$1,484,724	\$1,290,504	\$194,220	\$106,735	55.0%	\$51,746	26.6%	\$0	0.0%	\$40,598	20.9%	\$92,344	47.5%	\$10,933	★★★★
Eyota Fire Department Relief Assoc	Eyota	94144	\$72,444	\$54,341	\$18,103	\$6,449	35.6%	\$1,917	10.6%	\$0	0.0%	\$4,391	24.3%	\$6,308	34.8%	\$4,614	★★★
Fairfax Baseball Assoc	Fairfax	02240	\$142,080	\$114,352	\$27,728	\$14,376	51.8%	\$5,954	21.5%	\$0	0.0%	\$5,947	21.4%	\$11,901	42.9%	\$10,112	★★★★
Fairmont Fire Department Relief Assoc	Fairmont	03050	\$2,923,211	\$2,526,423	\$396,788	\$208,930	52.7%	\$61,329	15.5%	\$0	0.0%	\$132,025	33.3%	\$193,354	48.7%	\$105,907	★★★★
Fairmont Youth Hockey Assoc	Fairmont	01209	\$6,518,371	\$5,532,564	\$985,807	\$531,084	53.9%	\$80,000	8.1%	\$0	0.0%	\$316,463	32.1%	\$396,463	40.2%	\$126,975	★★★★
Faribault Hockey Assoc	Faribault	03911	\$889,526	\$688,264	\$201,262	\$90,584	45.0%	\$73,738	36.6%	\$0	0.0%	\$32,019	15.9%	\$105,757	52.5%	\$13,822	★★★★★
Faribault Wrestling Club	Faribault	07193	\$723,139	\$601,106	\$122,032	\$67,150	55.0%	\$29,338	24.0%	\$0	0.0%	\$18,851	15.4%	\$48,189	39.5%	\$42,813	★★★
Farming Baseball Club Inc.	Richmond	93266	\$601,807	\$515,798	\$86,009	\$48,242	56.1%	\$5,508	6.4%	\$12,532	14.6%	\$8,036	9.3%	\$26,077	30.3%	\$20,324	★★★
Farming Lions Club	Roscoe	36611	\$348,173	\$277,342	\$70,831	\$25,602	36.1%	\$35,450	50.0%	\$0	0.0%	\$9,055	12.8%	\$44,505	62.8%	\$25,700	★★★★★
Farmington Firefighters Relief Assoc	Farmington	04609	\$2,839,872	\$2,530,019	\$309,853	\$149,630	48.3%	\$76,344	24.6%	\$0	0.0%	\$82,906	26.8%	\$159,250	51.4%	\$73,924	★★★★★
Farmington Wrestling Club	Farmington	92995	\$1,127,219	\$996,691	\$130,528	\$85,315	65.4%	\$42,081	32.2%	\$0	0.0%	\$23,798	18.2%	\$65,879	50.5%	\$43,236	★★★★★
Farmington Youth Hockey Association	Farmington	03762	\$5,301,571	\$4,619,489	\$682,082	\$288,755	42.3%	\$165,684	24.3%	\$0	0.0%	\$200,318	29.4%	\$366,002	53.7%	\$118,395	★★★★★
Felton Volunteer Firemen Inc	Felton	00615	\$553,438	\$431,478	\$121,960	\$66,784	54.8%	\$32,026	26.3%	\$0	0.0%	\$14,794	12.1%	\$46,820	38.4%	\$61,723	★★★
Fergus Falls Hockey Assoc	Fergus Falls	02107	\$2,276,958	\$1,899,877	\$377,081	\$188,978	50.1%	\$114,426	30.3%	\$0	0.0%	\$95,846	25.4%	\$210,272	55.8%	\$72,700	★★★★★
Fertile Firemen's Relief Association	Fertile	01871	\$1,876,419	\$1,614,900	\$261,519	\$104,886	40.1%	\$89,526	34.2%	\$0	0.0%	\$57,470	22.0%	\$146,996	56.2%	\$44,093	★★★★★
Fifty Lakes Firefighter's Relief Assoc	Fifty Lakes	01732	\$473,835	\$373,875	\$99,960	\$45,432	45.4%	\$39,700	39.7%	\$0	0.0%	\$9,905	9.9%	\$49,605	49.6%	\$32,001	★★★★
Finlayson & Giese Lions Club	Finlayson	02158	\$424,855	\$344,950	\$79,905	\$47,822	59.8%	\$21,887	27.4%	\$0	0.0%	\$7,718	9.7%	\$29,605	37.1%	\$46,460	★★★
Floodwood Business & Community Pa	Floodwood	35753	\$108,743	\$83,709	\$25,034	\$16,965	67.8%	\$4,230	16.9%	\$0	0.0%	\$3,557	14.2%	\$7,787	31.1%	\$4,851	★★★
Flyer Athletic Boosters	Little Falls	35880	\$1,292,231	\$1,090,690	\$201,540	\$117,929	58.5%	\$42,604	21.1%	\$0	0.0%	\$39,685	19.7%	\$82,289	40.8%	\$6,967	★★★★

FY2019 Organization Annual Report Summary

by Organization Name

Organization Name	City	License	Gross		Net	Allowable		LAWFUL PURPOSE EXPENDITURES								Retained	Star Rating
			Receipts	Prizes	Receipts	Expenses	%	Charitable	%	Other	%	Taxes/Fees	%	TOTAL	%	Cash	
Forada Firefighters' Relief Association	Alexandria	01879	\$1,248,979	\$1,083,549	\$165,430	\$80,201	48.5%	\$64,211	38.8%	\$0	0.0%	\$28,950	17.5%	\$93,161	56.3%	\$41,254	★★★★★
Forest Lake Athletic Assoc	Forest Lake	04354	\$7,413,281	\$6,306,167	\$1,107,114	\$587,694	53.1%	\$78,146	7.1%	\$0	0.0%	\$368,813	33.3%	\$446,959	40.4%	\$147,996	★★★★
Foreston Firemen's Relief Association	Foreston	00754	\$431,008	\$351,853	\$79,155	\$41,921	53.0%	\$26,096	33.0%	\$500	0.6%	\$8,609	10.9%	\$35,205	44.5%	\$13,061	★★★★
Fountain Firefighters Relief Assoc	Fountain	03105	\$3,546,440	\$3,022,198	\$524,242	\$253,876	48.4%	\$103,550	19.8%	\$0	0.0%	\$150,045	28.6%	\$253,595	48.4%	\$56,305	★★★★
Fox Lake Conservation League	Sherburn	05344	\$5,973,669	\$5,011,175	\$962,494	\$522,903	54.3%	\$105,229	10.9%	\$0	0.0%	\$328,966	34.2%	\$434,195	45.1%	\$106,918	★★★★
Foxtailers Snowmobile Club	St. Michael	04858	\$264,928	\$219,214	\$45,714	\$16,397	35.9%	\$13,950	30.5%	\$0	0.0%	\$4,659	10.2%	\$18,609	40.7%	\$32,673	★★★★
Franklin Lions Club	Franklin	02804	\$119,195	\$95,323	\$23,872	\$14,178	59.4%	\$6,300	26.4%	\$0	0.0%	\$2,879	12.1%	\$9,179	38.5%	\$13,055	★★★
Fraternal Order of Police Northwest M	Moorhead	32930	\$418,654	\$347,355	\$71,299	\$52,966	74.3%	\$14,243	20.0%	\$0	0.0%	\$7,770	10.9%	\$22,013	30.9%	\$178	★★★
Frazee Lions Club	Frazee	01763	\$1,708,559	\$1,436,511	\$272,048	\$199,694	73.4%	\$24,200	8.9%	\$0	0.0%	\$60,996	22.4%	\$85,196	31.3%	\$44,961	★★★
Freeport Lions Club	Freeport	01465	\$2,560,174	\$2,180,574	\$379,600	\$187,917	49.5%	\$103,249	27.2%	\$0	0.0%	\$99,903	26.3%	\$203,153	53.5%	\$55,163	★★★★★
Fridley Lions Club	Fridley	00306	\$10,917,056	\$9,273,591	\$1,643,465	\$818,980	49.8%	\$320,680	19.5%	\$0	0.0%	\$582,470	35.4%	\$903,150	55.0%	\$169,357	★★★★★
Frontenac Sportsman's Club	Frontenac	03000	\$1,147,007	\$946,048	\$200,959	\$122,044	60.7%	\$42,210	21.0%	\$0	0.0%	\$35,212	17.5%	\$77,422	38.5%	\$20,119	★★★
Garfield Lake Ice Racer Club Inc	Laporte	93540	\$608,408	\$506,826	\$101,582	\$44,618	43.9%	\$41,803	41.2%	\$355	0.3%	\$12,381	12.2%	\$54,539	53.7%	\$9,707	★★★★★
Garrison Commercial Club	Garrison	02666	\$2,412,890	\$2,039,896	\$372,994	\$229,750	61.6%	\$44,529	11.9%	\$110	0.0%	\$115,856	31.1%	\$160,495	43.0%	\$42,133	★★★★
Garrison Fire Department Relief Assoc	Garrison	01962	\$853,862	\$654,722	\$199,140	\$108,785	54.6%	\$11,663	5.9%	\$0	0.0%	\$26,392	13.3%	\$38,055	19.1%	\$28,509	★
Gaylord Fire Dept Relief Assoc	Gaylord	02541	\$1,195,438	\$1,010,550	\$184,888	\$100,466	54.3%	\$67,909	36.7%	\$0	0.0%	\$36,839	19.9%	\$104,748	56.7%	\$36,013	★★★★★
Gaylord Game Protection League	Gaylord	32323	\$1,306,901	\$1,061,605	\$245,296	\$119,679	48.8%	\$54,573	22.2%	\$10,116	4.1%	\$45,267	18.5%	\$109,956	44.8%	\$118,785	★★★★
German Days Incorporated	Belle Plaine	35239	\$11,889,393	\$10,275,965	\$1,613,428	\$898,869	55.7%	\$137,240	8.5%	\$0	0.0%	\$529,080	32.8%	\$666,320	41.3%	\$98,387	★★★★
Gibbon Lions Club	Gibbon	05807	\$292,231	\$232,570	\$59,661	\$37,839	63.4%	\$15,203	25.5%	\$0	0.0%	\$5,294	8.9%	\$20,497	34.4%	\$9,584	★★★
Gilbert Fire Department Relief Associa	Gilbert	05549	\$260,996	\$230,610	\$30,386	\$17,787	58.5%	\$5,350	17.6%	\$0	0.0%	\$4,403	14.5%	\$9,753	32.1%	-\$5,363	★★★
Glen Avon Hockey Club	Duluth	02883	\$2,213,867	\$1,829,950	\$383,917	\$206,587	53.8%	\$64,410	16.8%	\$0	0.0%	\$102,823	26.8%	\$167,232	43.6%	\$38,980	★★★★
Glencoe Lions Club	Glencoe	02235	\$1,127,384	\$965,895	\$161,489	\$105,537	65.4%	\$34,887	21.6%	\$0	0.0%	\$29,629	18.3%	\$64,516	40.0%	\$10,675	★★★
Glenwood Fire Dept Relief Assoc	Glenwood	01480	\$1,491,684	\$1,270,402	\$221,282	\$123,636	55.9%	\$60,133	27.2%	\$0	0.0%	\$43,175	19.5%	\$103,308	46.7%	\$96,827	★★★★
Gnesen Volunteer Fire Department Re	Duluth	00662	\$835,438	\$677,529	\$157,908	\$81,353	51.5%	\$43,971	27.8%	\$0	0.0%	\$20,577	13.0%	\$64,548	40.9%	\$36,036	★★★★
Gonvick 75th Diamond Jubilee	Gonvick	01302	\$514,877	\$425,215	\$89,662	\$46,232	51.6%	\$35,600	39.7%	\$0	0.0%	\$9,606	10.7%	\$45,206	50.4%	\$30,580	★★★★★
Gonvick Lions Club	Gonvick	02125	\$144,571	\$105,225	\$39,346	\$20,690	52.6%	\$20,000	50.8%	\$0	0.0%	\$5,474	13.9%	\$25,474	64.7%	\$8,171	★★★★★
Good Thunder Fire Dept Relief Assoc	Good Thunder	02149	\$760,783	\$626,660	\$134,123	\$61,230	45.7%	\$39,539	29.5%	\$0	0.0%	\$15,643	11.7%	\$55,182	41.1%	\$95,434	★★★★
Goodhue Lions Club	Goodhue	25001	\$2,394,485	\$2,051,608	\$342,877	\$180,785	52.7%	\$50,019	14.6%	\$0	0.0%	\$97,985	28.6%	\$148,004	43.2%	\$39,700	★★★★
Goodridge Area Development	Goodridge	00173	\$455,209	\$390,202	\$65,007	\$31,328	48.2%	\$25,597	39.4%	\$0	0.0%	\$7,036	10.8%	\$32,632	50.2%	\$20,164	★★★★★
Goodview Activity Group	Winona	01002	\$2,591,344	\$2,189,981	\$401,363	\$237,103	59.1%	\$42,900	10.7%	\$0	0.0%	\$113,130	28.2%	\$156,030	38.9%	\$148,557	★★★
Goodview Winona Area Hockey Assoc	Winona	02090	\$3,949,490	\$3,360,758	\$588,732	\$287,414	48.8%	\$56,740	9.6%	\$60,000	10.2%	\$176,135	29.9%	\$292,875	49.7%	\$52,324	★★★★
Grand Rapids Amateur Hockey Assoc	Grand Rapids	02682	\$4,565,844	\$3,778,887	\$786,957	\$288,947	36.7%	\$297,335	37.8%	\$0	0.0%	\$190,377	24.2%	\$487,712	62.0%	\$203,177	★★★★★
Grandy Lions Club	Grandy	02829	\$2,430,725	\$2,049,292	\$381,433	\$179,698	47.1%	\$95,762	25.1%	\$0	0.0%	\$95,605	25.1%	\$191,367	50.2%	\$28,418	★★★★★
Granite City Lumberjacks Inc.	Sauk Rapids	92564	\$4,572,418	\$3,833,049	\$739,368	\$373,210	50.5%	\$115,099	15.6%	\$0	0.0%	\$232,004	31.4%	\$347,103	46.9%	\$55,373	★★★★

FY2019 Organization Annual Report Summary

by Organization Name

Organization Name	City	License	Gross		Net	Allowable		LAWFUL PURPOSE EXPENDITURES						Retained	Star Rating		
			Receipts	Prizes	Receipts	Expenses	%	Charitable	%	Other	%	Taxes/Fees	%	TOTAL		%	Cash
Green Isle Firemens Relief Assoc	Green Isle	02584	\$315,266	\$263,209	\$52,057	\$27,897	53.6%	\$15,348	29.5%	\$0	0.0%	\$5,238	10.1%	\$20,586	39.5%	\$12,408	★★★
Greenwald Community Recreation Clu	Greenwald	00888	\$329,063	\$273,164	\$55,899	\$32,998	59.0%	\$10,554	18.9%	\$0	0.0%	\$7,897	14.1%	\$18,450	33.0%	\$7,666	★★★
Greenway Lions Club	Bovey	01504	\$832,847	\$653,931	\$178,916	\$99,543	55.6%	\$43,572	24.4%	\$0	0.0%	\$38,081	21.3%	\$81,652	45.6%	\$31,799	★★★★
Grey Eagle-Burtrum Lions Club	Grey Eagle	01292	\$1,801,646	\$1,531,662	\$269,984	\$153,421	56.8%	\$70,717	26.2%	\$500	0.2%	\$67,958	25.2%	\$139,175	51.5%	\$96,967	★★★★★
Grygla Lions Club	Grygla	00782	\$180,617	\$148,479	\$32,138	\$20,042	62.4%	\$7,030	21.9%	\$0	0.0%	\$3,657	11.4%	\$10,687	33.3%	\$12,640	★★★
Hackensack Lions Club	Hackensack	01740	\$1,037,534	\$901,514	\$136,020	\$59,046	43.4%	\$63,383	46.6%	\$0	0.0%	\$17,593	12.9%	\$80,976	59.5%	\$96,795	★★★★★
Hadley Lions Club	Hadley	02492	\$304,786	\$256,405	\$48,381	\$24,241	50.1%	\$21,951	45.4%	\$0	0.0%	\$5,737	11.9%	\$27,688	57.2%	\$9,662	★★★★★
Halstad Firemens Benefit Assoc	Halstad	02609	\$330,942	\$281,833	\$49,109	\$27,931	56.9%	\$31,658	64.5%	\$0	0.0%	\$5,952	12.1%	\$37,611	76.6%	\$7,169	★★★★★
Ham Lake Chamber of Commerce	Ham Lake	02948	\$6,645,564	\$5,614,934	\$1,030,629	\$572,333	55.5%	\$141,167	13.7%	\$0	0.0%	\$333,027	32.3%	\$474,194	46.0%	\$81,397	★★★★
Ham Lake Lions Club	Cedar	02618	\$1,945,521	\$1,692,511	\$253,010	\$120,723	47.7%	\$61,849	24.4%	\$0	0.0%	\$62,156	24.6%	\$124,005	49.0%	\$35,988	★★★★
Hamburg Fire Dept Relief Assoc	Hamburg	02329	\$138,736	\$105,777	\$32,959	\$18,604	56.4%	\$11,750	35.7%	\$0	0.0%	\$3,735	11.3%	\$15,485	47.0%	\$10,762	★★★★
Hamel Lions Club	Hamel	03851	\$1,080,347	\$896,709	\$183,637	\$116,317	63.3%	\$36,825	20.1%	\$0	0.0%	\$33,464	18.2%	\$70,289	38.3%	\$34,593	★★★
Hancock Firemen's Relief Assoc	Hancock	05472	\$509,587	\$417,855	\$91,732	\$50,431	55.0%	\$24,239	26.4%	\$0	0.0%	\$9,672	10.5%	\$33,911	37.0%	\$37,875	★★★
Hanley Falls Firemens Relief Associati	Hanley Falls	02791	\$619,958	\$510,692	\$109,266	\$72,249	66.1%	\$25,408	23.3%	\$0	0.0%	\$18,048	16.5%	\$43,456	39.8%	\$17,189	★★★
Hanover Athletic Assoc	Hanover	02415	\$5,554,177	\$4,710,442	\$843,735	\$322,353	38.2%	\$271,330	32.2%	\$0	0.0%	\$270,100	32.0%	\$541,430	64.2%	\$207,437	★★★★★
Hanover Lions Club	Hanover	00591	\$1,400,193	\$1,230,935	\$169,258	\$95,237	56.3%	\$52,313	30.9%	\$0	0.0%	\$29,505	17.4%	\$81,818	48.3%	\$20,741	★★★★
Hanska Baseball Assoc	Hanska	02461	\$478,751	\$405,583	\$73,168	\$48,810	66.7%	\$17,626	24.1%	\$0	0.0%	\$8,987	12.3%	\$26,613	36.4%	\$47,946	★★★
Harding Lastrup Snodusters Snowmot	Hillman	02716	\$1,093,084	\$919,377	\$173,707	\$109,421	63.0%	\$46,000	26.5%	\$0	0.0%	\$24,395	14.0%	\$70,395	40.5%	\$48,655	★★★★
Harding Sportsmen's Club	Pierz	02269	\$717,918	\$570,400	\$147,517	\$87,417	59.3%	\$35,866	24.3%	\$0	0.0%	\$16,400	11.1%	\$52,266	35.4%	\$22,138	★★★
Harmony Firefighter's Relief Assoc	Harmony	04184	\$1,271,467	\$1,091,057	\$180,410	\$87,661	48.6%	\$58,000	32.1%	\$0	0.0%	\$29,272	16.2%	\$87,272	48.4%	\$23,266	★★★★
Hartland Firemens Relief Assoc	Hartland	35378	\$872,893	\$726,720	\$146,173	\$81,833	56.0%	\$49,116	33.6%	\$0	0.0%	\$28,704	19.6%	\$77,820	53.2%	\$565	★★★★★
Hawley Firemens Relief Assoc	Hawley	02860	\$2,220,745	\$1,871,954	\$348,792	\$204,286	58.6%	\$38,589	11.1%	\$0	0.0%	\$94,653	27.1%	\$133,242	38.2%	\$46,759	★★★
Hayfield Commercial Club	Hayfield	02310	\$3,210,130	\$2,796,534	\$413,596	\$244,441	59.1%	\$27,400	6.6%	\$0	0.0%	\$135,125	32.7%	\$162,525	39.3%	\$43,776	★★★
Hayward Fire Department Relief Assoc	Albert Lea	02869	\$379,011	\$303,218	\$75,793	\$37,478	49.4%	\$20,990	27.7%	\$0	0.0%	\$7,535	9.9%	\$28,525	37.6%	\$34,484	★★★
Heartland Animal Rescue Team	Brainerd	04797	\$487,515	\$402,541	\$84,973	\$60,497	71.2%	\$16,100	18.9%	\$0	0.0%	\$9,225	10.9%	\$25,325	29.8%	\$6,538	★★
Hector Vol Fire Dept Relief Assoc	Hector	03169	\$231,820	\$179,396	\$52,424	\$27,921	53.3%	\$17,187	32.8%	\$0	0.0%	\$5,447	10.4%	\$22,634	43.2%	\$22,886	★★★★
Henderson Fire Dept Relief Assoc	Henderson	02409	\$1,353,804	\$1,148,930	\$204,874	\$103,995	50.8%	\$76,735	37.5%	\$0	0.0%	\$37,524	18.3%	\$114,258	55.8%	\$9,814	★★★★★
Henderson Lions Club	Henderson	02647	\$234,574	\$188,874	\$45,700	\$17,898	39.2%	\$19,788	43.3%	\$250	0.5%	\$4,612	10.1%	\$24,650	53.9%	\$29,259	★★★★★
Heritage Community Center	Falls	00175	\$22,513	\$16,454	\$6,059	\$740	12.2%	\$4,380	72.3%	\$0	0.0%	\$911	15.0%	\$5,291	87.3%	\$2,011	★★★★★
Hermantown Amateur Hockey Assoc	Hermantown	02165	\$1,990,296	\$1,641,247	\$349,049	\$168,446	48.3%	\$99,938	28.6%	\$0	0.0%	\$98,515	28.2%	\$198,453	56.9%	\$29,829	★★★★★
Hermantown Youth Soccer Assoc	Duluth	03182	\$1,927,807	\$1,648,763	\$279,044	\$160,455	57.5%	\$27,229	9.8%	\$0	0.0%	\$69,121	24.8%	\$96,350	34.5%	\$113,513	★★★
Hiawatha Sno-Seekers	Dover	04463	\$7,713,644	\$6,405,480	\$1,308,163	\$669,592	51.2%	\$67,351	5.1%	\$89,583	6.8%	\$441,851	33.8%	\$598,785	45.8%	\$148,531	★★★★
Hill City Firemens Relief Assoc	Hill City	01157	\$1,431,510	\$1,241,596	\$189,914	\$98,829	52.0%	\$43,673	23.0%	\$0	0.0%	\$33,381	17.6%	\$77,054	40.6%	\$28,555	★★★★
Hill City Lions Club	Hill City	04089	\$1,410,092	\$1,200,979	\$209,112	\$102,191	48.9%	\$84,092	40.2%	\$0	0.0%	\$41,980	20.1%	\$126,071	60.3%	\$16,751	★★★★★

FY2019 Organization Annual Report Summary

by Organization Name

Organization Name	City	License	Gross		Net	Allowable		LAWFUL PURPOSE EXPENDITURES								Retained	Star Rating
			Receipts	Prizes	Receipts	Expenses	%	Charitable	%	Other	%	Taxes/Fees	%	TOTAL	%	Cash	
Hill Murray Father's Club	Maplewood	04098	\$5,294,220	\$4,554,227	\$739,993	\$391,722	52.9%	\$101,921	13.8%	\$0	0.0%	\$220,760	29.8%	\$322,681	43.6%	\$66,531	★★★★
Hill Murray Mothers Club	Mahtomedi	04435	\$3,089,457	\$2,658,745	\$430,712	\$211,601	49.1%	\$89,589	20.8%	\$0	0.0%	\$137,112	31.8%	\$226,701	52.6%	\$16,603	★★★★★
Hinckley Lions Club	Hinckley	01803	\$945,740	\$732,524	\$213,216	\$123,521	57.9%	\$37,617	17.6%	\$0	0.0%	\$37,634	17.7%	\$75,251	35.3%	\$38,230	★★★
Hitterdal Lions Club	Hitterdal	02015	\$742,375	\$654,722	\$87,653	\$43,434	49.6%	\$25,002	28.5%	\$0	0.0%	\$5,281	6.0%	\$30,283	34.5%	\$14,149	★★★
Hoffman Lions Club	Hoffman	01636	\$587,444	\$499,245	\$88,199	\$44,330	50.3%	\$36,654	41.6%	\$0	0.0%	\$13,033	14.8%	\$49,687	56.3%	\$10,862	★★★★★
Hoffman Senior Citizen's Club	Hoffman	33884	\$29,363	\$24,656	\$4,707	\$2,334	49.6%	\$1,429	30.3%	\$0	0.0%	\$686	14.6%	\$2,115	44.9%	\$2,250	★★★★
Holdingsford Firefighters Relief Assoc	Holdingsford	02667	\$841,979	\$716,116	\$125,863	\$67,603	53.7%	\$40,094	31.9%	\$0	0.0%	\$15,801	12.6%	\$55,895	44.4%	\$11,253	★★★★
Holdingsford Sno Flyers	Holdingsford	03012	\$667,031	\$562,732	\$104,300	\$57,986	55.6%	\$13,398	12.8%	\$3,184	3.1%	\$14,801	14.2%	\$31,383	30.1%	\$31,921	★★★
Holloway Rod and Gun Club	Holloway	00897	\$693,713	\$587,480	\$106,234	\$59,459	56.0%	\$30,450	28.7%	\$0	0.0%	\$11,119	10.5%	\$41,570	39.1%	\$40,283	★★★
Holy Trinity Church Winsted	Winsted	01288	\$1,371,522	\$1,143,431	\$228,092	\$94,243	41.3%	\$73,500	32.2%	\$0	0.0%	\$31,546	13.8%	\$105,046	46.1%	\$33,350	★★★★
Hopkins Raspberry Assoc	Hopkins	02297	\$4,533,314	\$3,981,472	\$551,843	\$344,179	62.4%	\$46,750	8.5%	\$0	0.0%	\$173,764	31.5%	\$220,514	40.0%	\$42,152	★★★
Hopkins Youth Hockey Association	Hopkins	04157	\$11,225,900	\$9,665,165	\$1,560,734	\$588,086	37.7%	\$407,984	26.1%	\$0	0.0%	\$535,196	34.3%	\$943,181	60.4%	\$90,607	★★★★★
Houston Money Creek Snowriders Snc	Houston	92320	\$799,743	\$672,130	\$127,614	\$55,860	43.8%	\$5,833	4.6%	\$25,781	20.2%	\$25,791	20.2%	\$57,405	45.0%	\$50,951	★★★★
Hoyt Lakes Chamber of Commerce	Hoyt Lakes	04943	\$972,218	\$852,197	\$120,021	\$66,686	55.6%	\$34,550	28.8%	\$0	0.0%	\$16,568	13.8%	\$51,118	42.6%	\$59,638	★★★★
Hrvatski Dom Assoc	South St. Paul	00146	\$1,475,468	\$1,250,139	\$225,328	\$106,121	47.1%	\$35,522	15.8%	\$32,806	14.6%	\$45,646	20.3%	\$113,974	50.6%	\$30,947	★★★★★
Humane Society of the Lakes	Detroit Lakes	31973	\$1,405,674	\$1,116,629	\$289,045	\$192,822	66.7%	\$61,800	21.4%	\$0	0.0%	\$75,274	26.0%	\$137,074	47.4%	\$34,550	★★★★
Husker Athletic Boosters Club	Holdingsford	03961	\$788,053	\$635,015	\$153,038	\$72,402	47.3%	\$47,862	31.3%	\$0	0.0%	\$15,765	10.3%	\$63,627	41.6%	\$47,112	★★★★
Hutchinson Hockey Association, Inc.	Hutchinson	02482	\$2,426,399	\$2,064,342	\$362,057	\$174,505	48.2%	\$91,513	25.3%	\$0	0.0%	\$101,880	28.1%	\$193,393	53.4%	\$72,027	★★★★★
Ideal Community Service Organization	Pequot Lakes	01152	\$289,763	\$219,463	\$70,300	\$44,694	63.6%	\$14,250	20.3%	\$0	0.0%	\$7,223	10.3%	\$21,473	30.5%	\$14,550	★★★
International Falls Recreation Hockey	Falls	05298	\$370,858	\$283,413	\$87,446	\$37,487	42.9%	\$41,490	47.4%	\$0	0.0%	\$8,457	9.7%	\$49,947	57.1%	\$11,875	★★★★★
International Voyageurs Snowmobile C	Falls	05012	\$1,086,723	\$897,963	\$188,760	\$97,549	51.7%	\$30,900	16.4%	\$5,275	2.8%	\$33,097	17.5%	\$69,273	36.7%	\$56,229	★★★
Inver Grove Heights Soccer Assoc	Heights	30084	\$1,185,240	\$1,027,309	\$157,931	\$88,570	56.1%	\$26,000	16.5%	\$13,000	8.2%	\$10,856	6.9%	\$49,856	31.6%	\$34,643	★★★
Irish Football Boosters	Rosemount	93224	\$5,276,191	\$4,633,517	\$642,674	\$268,586	41.8%	\$176,189	27.4%	\$0	0.0%	\$195,357	30.4%	\$371,546	57.8%	\$85,551	★★★★★
Irving Community Association	Duluth	02305	\$17,743,569	\$15,151,635	\$2,591,935	\$1,312,526	50.6%	\$412,634	15.9%	\$0	0.0%	\$886,612	34.2%	\$1,299,246	50.1%	\$107,611	★★★★★
Isabella Community Council	Isabella	02612	\$346,397	\$282,129	\$64,268	\$37,614	58.5%	\$11,770	18.3%	\$2,730	4.2%	\$7,525	11.7%	\$22,025	34.3%	\$13,013	★★★
Isanti County Sportsmens Club	Cambridge	02581	\$6,275,976	\$5,446,192	\$829,784	\$378,310	45.6%	\$180,312	21.7%	\$0	0.0%	\$243,237	29.3%	\$423,549	51.0%	\$162,936	★★★★★
Isle Lions Club	Isle	01844	\$776,446	\$646,185	\$130,261	\$72,646	55.8%	\$35,453	27.2%	\$500	0.4%	\$14,988	11.5%	\$50,941	39.1%	\$98,115	★★★
Italian American Club Foundation	Minneapolis	00511	\$6,425,132	\$5,361,251	\$1,063,881	\$471,968	44.4%	\$245,000	23.0%	\$0	0.0%	\$377,326	35.5%	\$622,326	58.5%	\$33,536	★★★★★
Ivanhoe Firemens Relief Assoc	Ivanhoe	93852	\$164,941	\$139,023	\$25,918	\$17,328	66.9%	\$11,000	42.4%	\$0	0.0%	\$5,984	23.1%	\$16,984	65.5%	\$10,917	★★★★★
Izaak Walton League Chapter 79	New Ulm	02352	\$609,800	\$518,222	\$91,577	\$48,594	53.1%	\$30,675	33.5%	\$0	0.0%	\$10,014	10.9%	\$40,689	44.4%	\$21,176	★★★
Janesville Fire Department Relief Assoc	Janesville	93922	\$427,664	\$350,280	\$77,383	\$35,462	45.8%	\$15,000	19.4%	\$0	0.0%	\$12,235	15.8%	\$27,235	35.2%	\$27,240	★★★
Janesville Rotary Club	Janesville	03859	\$251,517	\$201,596	\$49,922	\$20,477	41.0%	\$16,274	32.6%	\$0	0.0%	\$6,863	13.7%	\$23,136	46.3%	\$26,282	★★★
Jasper Lions Club	Jasper	01717	\$77,621	\$59,800	\$17,821	\$9,138	51.3%	\$5,207	29.2%	\$0	0.0%	\$1,969	11.0%	\$7,176	40.3%	\$6,065	★★★★
Jefferson Athletic Foundation	Bloomington	94202	\$3,273,280	\$2,863,433	\$409,847	\$265,339	64.7%	\$10,500	2.6%	\$0	0.0%	\$101,296	24.7%	\$111,796	27.3%	\$31,951	★★

FY2019 Organization Annual Report Summary

by Organization Name

Organization Name	City	License	Gross		Net	Allowable		LAWFUL PURPOSE EXPENDITURES						Retained	Star Rating		
			Receipts	Prizes	Receipts	Expenses	%	Charitable	%	Other	%	Taxes/Fees	%	TOTAL		%	Cash
Jordan Fire Department Relief Assoc	Jordan	02662	\$771,497	\$634,576	\$136,921	\$80,986	59.1%	\$26,565	19.4%	\$0	0.0%	\$17,969	13.1%	\$44,534	32.5%	\$32,784	★★★
Kasota Fire Dept Relief Assoc	Kasota	02880	\$1,661,334	\$1,429,419	\$231,915	\$124,456	53.7%	\$41,752	18.0%	\$0	0.0%	\$51,124	22.0%	\$92,876	40.0%	\$44,838	★★★★
Kay Sea Club	Austin	00787	\$241,806	\$194,156	\$47,650	\$29,574	62.1%	\$7,700	16.2%	\$0	0.0%	\$3,863	8.1%	\$11,563	24.3%	\$9,000	★★
Kellogg Fire Department Relief Assoc	Kellogg	03983	\$731,743	\$604,835	\$126,907	\$73,086	57.6%	\$32,739	25.8%	\$0	0.0%	\$22,641	17.8%	\$55,380	43.6%	\$18,197	★★★★
Kensington Firemen's Relief Associati	Kensington	02557	\$560,989	\$451,792	\$109,197	\$51,736	47.4%	\$39,578	36.2%	\$0	0.0%	\$11,655	10.7%	\$51,233	46.9%	\$31,280	★★★★
Kenyon Snowdrifters	Kenyon	33481	\$1,433,288	\$1,238,168	\$195,120	\$111,585	57.2%	\$31,706	16.2%	\$0	0.0%	\$41,863	21.5%	\$73,569	37.7%	\$46,641	★★★
Kiester Firemans Relief Assoc	Kiester	05648	\$523,477	\$438,430	\$85,047	\$42,305	49.7%	\$26,100	30.7%	\$0	0.0%	\$9,063	10.7%	\$35,163	41.3%	\$28,761	★★★★
Kimball Firemens Relief Assoc	Kimball	05835	\$2,268,741	\$1,957,606	\$311,135	\$167,918	54.0%	\$73,394	23.6%	\$0	0.0%	\$83,111	26.7%	\$156,505	50.3%	\$39,015	★★★★★
Kingsland Athletic Booster Club	Spring Valley	04222	\$2,744,129	\$2,333,760	\$410,369	\$225,659	55.0%	\$58,271	14.2%	\$0	0.0%	\$115,729	28.2%	\$174,001	42.4%	\$57,119	★★★★
Kinney Fire Relief Assoc	Kinney	03103	\$327,636	\$277,128	\$50,508	\$31,119	61.6%	\$13,003	25.7%	\$0	0.0%	\$6,074	12.0%	\$19,077	37.8%	\$7,130	★★★
Knight Riders Snowmobile Club Inc	Fosston	03555	\$144,930	\$109,930	\$34,999	\$23,497	67.1%	\$8,060	23.0%	\$0	0.0%	\$6,011	17.2%	\$14,071	40.2%	\$14,693	★★★★
Knights Fraternal Corporation of Bloon	Bloomington	00085	\$1,215,033	\$886,118	\$328,914	\$185,168	56.3%	\$13,974	4.2%	\$101,203	30.8%	\$27,483	8.4%	\$142,661	43.4%	\$65,053	★★★★
Knights of Columbus Council 1551 Mo	Montevideo	02514	\$461,371	\$371,669	\$89,702	\$44,895	50.0%	\$39,834	44.4%	\$0	0.0%	\$10,094	11.3%	\$49,928	55.7%	\$20,182	★★★★★
Knights of Columbus Council 1573 Mo	Montgomery	40009	\$648,615	\$536,712	\$111,903	\$50,590	45.2%	\$40,471	36.2%	\$3,200	2.9%	\$13,773	12.3%	\$57,445	51.3%	\$4,692	★★★★★
Knights of Columbus Council 1575 Fai	Fairmont	00683	\$172,655	\$96,215	\$76,440	\$6,610	8.6%	\$55,990	73.2%	\$6,000	7.8%	\$6,957	9.1%	\$68,947	90.2%	\$8,876	★★★★★
Knights of Columbus Council 1632 Stil	Stillwater	04684	\$101,875	\$83,395	\$18,480	\$14,551	78.7%	\$5,050	27.3%	\$0	0.0%	\$1,786	9.7%	\$6,836	37.0%	\$1,948	★★★
Knights of Columbus Council 2023	New Prague	01187	\$77,454	\$49,493	\$27,961	\$7,013	25.1%	\$5,582	20.0%	\$10,260	36.7%	\$3,131	11.2%	\$18,972	67.9%	\$2,971	★★★★★
Knights of Columbus Council 4174 Alb	Albertville	02923	\$3,425,027	\$2,927,643	\$497,384	\$228,310	45.9%	\$182,187	36.6%	\$500	0.1%	\$125,645	25.3%	\$308,332	62.0%	\$182,696	★★★★★
Knights of Columbus Council 4718 Ale	Alexandria	01362	\$136,049	\$78,894	\$57,156	\$28,334	49.6%	\$14,401	25.2%	\$6,942	12.1%	\$5,811	10.2%	\$27,154	47.5%	\$14,651	★★★★
Knights of Columbus Council 6731 Gra	Granite Falls	03434	\$113,800	\$93,710	\$20,090	\$14,671	73.0%	\$4,329	21.5%	\$0	0.0%	\$2,463	12.3%	\$6,792	33.8%	\$3,022	★★★
Knights of Columbus Council 8367 Lak	Lakeville	03744	\$499,759	\$408,448	\$91,311	\$54,426	59.6%	\$19,441	21.3%	\$0	0.0%	\$8,657	9.5%	\$28,098	30.8%	\$13,930	★★★
Knights of Columbus Council 889 Farib	Faribault	01142	\$81,593	\$54,485	\$27,108	\$8,034	29.6%	\$7,250	26.7%	\$1,300	4.8%	\$4,295	15.8%	\$12,845	47.4%	\$10,832	★★★★
Knights of Columbus Council 9140 Big	Big Lake	04555	\$3,875,230	\$3,285,965	\$589,265	\$327,574	55.6%	\$89,297	15.2%	\$0	0.0%	\$177,949	30.2%	\$267,246	45.4%	\$51,338	★★★★★
Knights of Columbus Council 945 Owa	Owatonna	01090	\$1,089,346	\$884,190	\$205,156	\$139,937	68.2%	\$17,085	8.3%	\$11,454	5.6%	\$43,173	21.0%	\$71,712	35.0%	\$22,427	★★★
La Salle Volunteer Firefighters Relief A	La Salle	03759	\$816,411	\$688,233	\$128,178	\$68,404	53.4%	\$40,000	31.2%	\$0	0.0%	\$17,237	13.4%	\$57,237	44.7%	\$15,175	★★★★
Lac Qui Parle Lake Association	Montevideo	02914	\$903,274	\$719,307	\$183,967	\$139,910	76.1%	\$23,270	12.6%	\$0	0.0%	\$35,832	19.5%	\$59,102	32.1%	\$14,383	★★★
Lafayette & Area Lions Club	Lafayette	02549	\$393,437	\$311,980	\$81,458	\$43,668	53.6%	\$11,946	14.7%	\$0	0.0%	\$8,520	10.5%	\$20,466	25.1%	\$42,451	★★
Lake City Chamber Of Commerce	Lake City	01182	\$30,070	\$23,739	\$6,331	\$2,336	36.9%	\$2,900	45.8%	\$0	0.0%	\$778	12.3%	\$3,678	58.1%	\$2,130	★★★★★
Lake Crystal Fire Dept Relief Assoc	Lake Crystal	02606	\$1,304,271	\$1,119,793	\$184,478	\$95,338	51.7%	\$54,949	29.8%	\$0	0.0%	\$31,351	17.0%	\$86,300	46.8%	\$30,581	★★★★
Lake Elmo Jaycees	Lake Elmo	02225	\$2,934,731	\$2,541,619	\$393,112	\$131,701	33.5%	\$128,872	32.8%	\$0	0.0%	\$113,227	28.8%	\$242,099	61.6%	\$129,416	★★★★★
Lake Henry Lions Club	Belgrade	04918	\$700,359	\$566,608	\$133,752	\$53,473	40.0%	\$23,146	17.3%	\$0	0.0%	\$14,907	11.1%	\$38,053	28.5%	\$91,655	★★
Lake Lillian Civic & Commerce Assoc	Lake Lillian	02920	\$128,896	\$102,591	\$26,305	\$13,456	51.2%	\$10,415	39.6%	\$0	0.0%	\$3,092	11.8%	\$13,507	51.3%	\$5,239	★★★★★
Lake of the Woods Drifters Snowmobil	Baudette	31160	\$749,062	\$593,269	\$155,793	\$76,220	48.9%	\$63,313	40.6%	\$22,897	14.7%	\$32,736	21.0%	\$118,946	76.3%	\$14,850	★★★★★
Lake Park Fire Relief Association	Lake Park	00702	\$1,181,749	\$1,017,809	\$163,940	\$98,718	60.2%	\$55,040	33.6%	\$0	0.0%	\$34,238	20.9%	\$89,278	54.5%	\$37,846	★★★★★

FY2019 Organization Annual Report Summary

by Organization Name

Organization Name	City	License	Gross		Net	Allowable		LAWFUL PURPOSE EXPENDITURES						Retained	Star Rating		
			Receipts	Prizes	Receipts	Expenses	%	Charitable	%	Other	%	Taxes/Fees	%	TOTAL		%	Cash
Lake Region Hockey Association	New Brighton	01837	\$4,139,626	\$3,524,848	\$614,778	\$338,666	55.1%	\$87,543	14.2%	\$0	0.0%	\$185,583	30.2%	\$273,126	44.4%	\$31,627	★★★★
Lake Superior Steelhead Assoc	Duluth	01859	\$1,195,362	\$1,013,944	\$181,417	\$119,474	65.9%	\$39,333	21.7%	\$0	0.0%	\$36,545	20.1%	\$75,878	41.8%	\$111,539	★★★★
Lake Washington Improvement Associ	Mankato	03528	\$5,577,912	\$4,778,742	\$799,169	\$408,331	51.1%	\$102,600	12.8%	\$0	0.0%	\$288,155	36.1%	\$390,755	48.9%	\$103,134	★★★★
Lakes Area Senior Activity Center	Brainerd	01066	\$15,490	\$6,985	\$8,505	\$0	0.0%	\$7,610	89.5%	\$0	0.0%	\$912	10.7%	\$8,522	100.2%	\$1,050	★★★★★
Lakes Center for Youth and Families, I	Forest Lake	34511	\$2,424,415	\$2,078,706	\$345,708	\$136,838	39.6%	\$124,576	36.0%	\$0	0.0%	\$82,443	23.8%	\$207,019	59.9%	\$19,840	★★★★★
Lakeview Booster Club, Inc	Cottonwood	35466	\$937,499	\$784,333	\$153,166	\$75,201	49.1%	\$42,219	27.6%	\$0	0.0%	\$21,924	14.3%	\$64,143	41.9%	\$52,117	★★★★
Lakeville Hockey Association	Lakeville	02059	\$10,762,257	\$9,192,249	\$1,570,008	\$752,885	48.0%	\$255,000	16.2%	\$0	0.0%	\$505,489	32.2%	\$760,489	48.4%	\$73,931	★★★★
Lakeville Lions Club	Lakeville	01947	\$4,181,951	\$3,634,716	\$547,235	\$230,212	42.1%	\$162,557	29.7%	\$0	0.0%	\$149,747	27.4%	\$312,304	57.1%	\$96,384	★★★★★
Lamberton Lions Club	Lamberton	05073	\$217,205	\$176,700	\$40,505	\$27,068	66.8%	\$8,060	19.9%	\$0	0.0%	\$4,526	11.2%	\$12,586	31.1%	\$2,560	★★★
Lancer Youth Hockey Association	La Crescent	03796	\$2,046,883	\$1,680,756	\$366,127	\$166,085	45.4%	\$105,000	28.7%	\$0	0.0%	\$99,772	27.3%	\$204,772	55.9%	\$47,319	★★★★★
Lanesboro Fire Relief Assn	Lanesboro	03119	\$2,366,640	\$2,022,878	\$343,763	\$178,321	51.9%	\$73,500	21.4%	\$0	0.0%	\$93,317	27.1%	\$166,817	48.5%	\$30,247	★★★★
Le Center Firefighter's Relief Associati	Le Center	02551	\$2,405,351	\$2,059,110	\$346,240	\$169,391	48.9%	\$69,972	20.2%	\$0	0.0%	\$86,980	25.1%	\$156,952	45.3%	\$42,694	★★★★
Leaf Valley Game and Fish Conservat	Milota	02355	\$2,871,773	\$2,486,656	\$385,117	\$172,393	44.8%	\$143,461	37.3%	\$2,000	0.5%	\$97,217	25.2%	\$242,678	63.0%	\$96,788	★★★★★
Leavenworth Baseball Assoc	Sleepy Eye	02685	\$680,543	\$570,997	\$109,546	\$66,552	60.8%	\$28,008	25.6%	\$0	0.0%	\$15,825	14.4%	\$43,833	40.0%	\$18,300	★★★★
Leech Lake Area Amateur Hockey Ass	Walker	30852	\$962,403	\$751,085	\$211,318	\$129,817	61.4%	\$61,627	29.2%	\$0	0.0%	\$38,126	18.0%	\$99,753	47.2%	\$9,897	★★★★
LeRoy Community Foundation	LeRoy	35638	\$295,380	\$239,950	\$55,430	\$33,815	61.0%	\$19,126	34.5%	\$0	0.0%	\$2,320	4.2%	\$21,445	38.7%	\$17,555	★★★
Lester Prairie Lions Club	Lester Prairie	02982	\$443,340	\$350,410	\$92,930	\$36,894	39.7%	\$45,481	48.9%	\$0	0.0%	\$10,493	11.3%	\$55,974	60.2%	\$14,324	★★★★★
Lewiston Volunteer Fire Co	Lewiston	03750	\$1,071,903	\$880,824	\$191,079	\$105,614	55.3%	\$52,650	27.6%	\$0	0.0%	\$26,521	13.9%	\$79,171	41.4%	\$48,975	★★★★
Lexington Fire Relief	Lexington	00007	\$3,751,086	\$3,242,236	\$508,850	\$201,904	39.7%	\$161,276	31.7%	\$0	0.0%	\$149,927	29.5%	\$311,202	61.2%	\$48,300	★★★★★
Lincoln Area Business Assoc	Cushing	01074	\$1,401,894	\$1,136,323	\$265,571	\$147,091	55.4%	\$47,202	17.8%	\$0	0.0%	\$62,704	23.6%	\$109,906	41.4%	\$110,297	★★★★
Lindstrom Firefighter's Relief Assoc	Lindstrom	01950	\$2,093,084	\$1,840,143	\$252,941	\$120,146	47.5%	\$81,300	32.1%	\$0	0.0%	\$57,034	22.5%	\$138,334	54.7%	\$24,754	★★★★★
Lions Club of Forest Lake	Forest Lake	02190	\$7,165,681	\$6,226,952	\$938,729	\$489,536	52.1%	\$147,254	15.7%	\$0	0.0%	\$292,903	31.2%	\$440,157	46.9%	\$57,584	★★★★
Lions Club of Waconia	Waconia	32393	\$1,645,648	\$1,357,962	\$287,686	\$98,401	34.2%	\$121,085	42.1%	\$0	0.0%	\$69,006	24.0%	\$190,091	66.1%	\$56,941	★★★★★
Lions Foundation of Victoria	Victoria	93976	\$1,633,938	\$1,340,641	\$293,297	\$144,990	49.4%	\$72,669	24.8%	\$0	0.0%	\$75,005	25.6%	\$147,673	50.3%	\$4,292	★★★★★
Lions International Gateway Lions Club	Menahga	02086	\$603,217	\$522,490	\$80,727	\$64,332	79.7%	\$17,525	21.7%	\$0	0.0%	\$9,066	11.2%	\$26,591	32.9%	\$18,324	★★★
Little Canada Canadian Days	Little Canada	04219	\$2,668,620	\$2,333,379	\$335,241	\$184,384	55.0%	\$45,287	13.5%	\$0	0.0%	\$98,374	29.3%	\$143,660	42.9%	\$59,815	★★★★
Little Canada Fire Department	Little Canada	00864	\$3,041,635	\$2,551,124	\$490,511	\$261,311	53.3%	\$83,917	17.1%	\$0	0.0%	\$122,983	25.1%	\$206,901	42.2%	\$41,097	★★★★
Little Canada Recreation Association	Little Canada	34510	\$5,030,942	\$3,776,415	\$1,254,527	\$768,717	61.3%	\$245,553	19.6%	\$0	0.0%	\$211,367	16.8%	\$456,920	36.4%	\$174,646	★★★
Little Falls Lindbergh Lions Club	Little Falls	03031	\$85,924	\$66,300	\$19,624	\$21,216	108.1%	\$7,086	36.1%	\$0	0.0%	\$2,545	13.0%	\$9,631	49.1%	\$130,155	★★★★
Little Falls Lions Club	Little Falls	02565	\$2,244,778	\$1,919,810	\$324,967	\$204,218	62.8%	\$35,810	11.0%	\$0	0.0%	\$89,711	27.6%	\$125,521	38.6%	\$7,446	★★★
Little Falls Youth Hockey	Little Falls	02347	\$1,690,539	\$1,375,349	\$315,190	\$158,435	50.3%	\$98,910	31.4%	\$0	0.0%	\$59,049	18.7%	\$157,959	50.1%	\$100,733	★★★★★
Long Lake Homeowners Assn Inc	Hillman	05442	\$604,337	\$483,108	\$121,229	\$102,109	84.2%	\$27,500	22.7%	\$0	0.0%	\$12,524	10.3%	\$40,024	33.0%	\$27,383	★★★
Long Prairie Hockey Assoc	Long Prairie	02079	\$1,313,087	\$1,115,756	\$197,331	\$113,559	57.5%	\$56,627	28.7%	\$0	0.0%	\$37,246	18.9%	\$93,873	47.6%	\$13,505	★★★★
Long Prairie Lions Club	Long Prairie	04429	\$592,048	\$482,784	\$109,264	\$57,718	52.8%	\$34,300	31.4%	\$0	0.0%	\$11,708	10.7%	\$46,008	42.1%	\$43,130	★★★★

FY2019 Organization Annual Report Summary

by Organization Name

Organization Name	City	License	Gross		Net	Allowable		LAWFUL PURPOSE EXPENDITURES								Retained	Star Rating
			Receipts	Prizes	Receipts	Expenses	%	Charitable	%	Other	%	Taxes/Fees	%	TOTAL	%	Cash	
Longville Lakes Area Chamber of Comm	Longville	01185	\$1,474,294	\$1,210,349	\$263,945	\$156,076	59.1%	\$57,019	21.6%	\$0	0.0%	\$55,338	21.0%	\$112,357	42.6%	\$110,816	★ ★ ★ ★
Lonsdale Firemen's Relief Association	Lonsdale	02136	\$219,780	\$158,936	\$60,844	\$33,010	54.3%	\$12,050	19.8%	\$0	0.0%	\$8,098	13.3%	\$20,148	33.1%	\$35,504	★ ★ ★
Lonsdale Sno-Wizards Inc	Lonsdale	06923	\$985,102	\$833,003	\$152,099	\$73,632	48.4%	\$51,700	34.0%	\$500	0.3%	\$24,403	16.0%	\$76,603	50.4%	\$26,533	★ ★ ★ ★ ★
Loretto Lions Club	Loretto	02054	\$5,284,517	\$4,586,990	\$697,527	\$328,605	47.1%	\$171,589	24.6%	\$16,000	2.3%	\$237,732	34.1%	\$425,320	61.0%	\$108,945	★ ★ ★ ★ ★
Loretto Volunteer Fire Dept Inc	Loretto	93303	\$566,017	\$470,873	\$95,144	\$61,795	64.9%	\$10,000	10.5%	\$0	0.0%	\$9,879	10.4%	\$19,879	20.9%	\$23,216	★ ★
Lowry Firemen's Relief Assoc	Lowry	03760	\$595,155	\$499,146	\$96,009	\$48,887	50.9%	\$48,183	50.2%	\$0	0.0%	\$9,913	10.3%	\$58,097	60.5%	\$21,151	★ ★ ★ ★ ★
Loyola Booster Club	Mankato	92384	\$2,517,991	\$2,096,344	\$421,647	\$213,270	50.6%	\$61,000	14.5%	\$0	0.0%	\$151,531	35.9%	\$212,531	50.4%	\$25,654	★ ★ ★ ★ ★
Lucan Lions Club	Lucan	36548	\$47,746	\$35,573	\$12,173	\$1,594	13.1%	\$3,418	28.1%	\$0	0.0%	\$1,743	14.3%	\$5,161	42.4%	\$9,730	★ ★ ★ ★
Luverne Optimist Club	Luverne	02400	\$904,268	\$755,255	\$149,013	\$81,692	54.8%	\$59,530	39.9%	\$0	0.0%	\$31,540	21.2%	\$91,070	61.1%	\$10,913	★ ★ ★ ★ ★
Mabel Fire Relief Assoc	Mabel	05195	\$2,209,710	\$1,876,719	\$332,991	\$167,123	50.2%	\$80,000	24.0%	\$0	0.0%	\$90,012	27.0%	\$170,012	51.1%	\$43,945	★ ★ ★ ★ ★
Mankato Area Hockey Association	Mankato	02759	\$2,572,112	\$2,042,777	\$529,334	\$251,957	47.6%	\$106,300	20.1%	\$0	0.0%	\$140,561	26.6%	\$246,861	46.6%	\$100,448	★ ★ ★ ★
Mankato Area Youth Baseball Assn	North Mankato	31040	\$5,005,483	\$4,242,144	\$763,338	\$425,932	55.8%	\$78,767	10.3%	\$0	0.0%	\$264,958	34.7%	\$343,725	45.0%	\$45,193	★ ★ ★ ★
Mantorville Restoration Assoc	Mantorville	01982	\$4,328,238	\$3,611,551	\$716,687	\$395,939	55.2%	\$95,465	13.3%	\$0	0.0%	\$221,405	30.9%	\$316,870	44.2%	\$57,066	★ ★ ★ ★
Maple Grove Firefighter's Relief Assoc	Maple Grove	02363	\$4,459,772	\$3,861,386	\$598,386	\$266,363	44.5%	\$142,113	23.7%	\$0	0.0%	\$185,599	31.0%	\$327,712	54.8%	\$132,701	★ ★ ★ ★ ★
Maple Grove Lions Club	Maple Grove	02411	\$9,164,012	\$7,982,879	\$1,181,133	\$507,616	43.0%	\$310,307	26.3%	\$0	0.0%	\$349,781	29.6%	\$660,088	55.9%	\$152,644	★ ★ ★ ★ ★
Maple Island Park Association	Hollandale	05323	\$482,403	\$373,147	\$109,256	\$67,384	61.7%	\$31,027	28.4%	\$0	0.0%	\$12,048	11.0%	\$43,075	39.4%	\$44,293	★ ★ ★
Maple Lake Lions Club	Maple Lake	02284	\$1,855,634	\$1,527,337	\$328,297	\$176,075	53.6%	\$73,397	22.4%	\$2,580	0.8%	\$77,826	23.7%	\$153,803	46.8%	\$35,460	★ ★ ★ ★
Maple River Chamber of Commerce	Mapleton	00603	\$1,746,818	\$1,492,959	\$253,859	\$122,684	48.3%	\$62,957	24.8%	\$4,750	1.9%	\$66,466	26.2%	\$134,173	52.9%	\$30,226	★ ★ ★ ★ ★
Marshall Amateur Hockey Assoc	Marshall	02395	\$309,942	\$249,331	\$60,611	\$21,690	35.8%	\$26,572	43.8%	\$0	0.0%	\$5,512	9.1%	\$32,084	52.9%	\$29,971	★ ★ ★ ★ ★
Marshall Baseball Assoc	Marshall	05765	\$77,823	\$59,000	\$18,823	\$9,066	48.2%	\$3,300	17.5%	\$0	0.0%	\$2,446	13.0%	\$5,746	30.5%	\$13,709	★ ★ ★
Marshall Co Central Sports Booster Cl	Newfolden	03533	\$209,734	\$160,516	\$49,218	\$18,605	37.8%	\$25,840	52.5%	\$0	0.0%	\$5,238	10.6%	\$31,078	63.1%	\$8,323	★ ★ ★ ★ ★
Marshall County Driftskippers Snowm	Newfolden	05370	\$232,350	\$188,041	\$44,309	\$22,479	50.7%	\$14,825	33.5%	\$0	0.0%	\$4,640	10.5%	\$19,465	43.9%	\$5,260	★ ★ ★ ★
Mayer Baseball Club	Mayer	01772	\$1,176,691	\$952,888	\$223,804	\$102,729	45.9%	\$84,727	37.9%	\$0	0.0%	\$42,041	18.8%	\$126,768	56.6%	\$30,837	★ ★ ★ ★ ★
Maynard Lions Club	Maynard	02414	\$251,469	\$213,296	\$38,173	\$17,203	45.1%	\$18,764	49.2%	\$0	0.0%	\$4,247	11.1%	\$23,011	60.3%	\$5,869	★ ★ ★ ★ ★
Mazeppa Firefighters Relief Assoc	Mazeppa	03057	\$2,298,190	\$1,926,708	\$371,482	\$171,906	46.3%	\$82,000	22.1%	\$0	0.0%	\$92,257	24.8%	\$174,257	46.9%	\$42,802	★ ★ ★ ★
Mazeppa Lions Club	Mazeppa	01978	\$1,034,940	\$874,098	\$160,842	\$77,687	48.3%	\$40,659	25.3%	\$8,500	5.3%	\$24,449	15.2%	\$73,609	45.8%	\$32,818	★ ★ ★ ★
McGrath Fire Dept Relief Assoc	McGrath	02545	\$373,194	\$317,896	\$55,298	\$36,544	66.1%	\$14,806	26.8%	\$0	0.0%	\$6,162	11.1%	\$20,968	37.9%	\$35,581	★ ★ ★
McGregor Fire Department Relief Assoc	McGregor	02840	\$2,222,859	\$1,960,518	\$262,341	\$108,932	41.5%	\$81,550	31.1%	\$0	0.0%	\$65,581	25.0%	\$147,131	56.1%	\$56,316	★ ★ ★ ★ ★
McGregor Lions Club	McGregor	01826	\$1,637,701	\$1,411,639	\$226,062	\$118,612	52.5%	\$64,325	28.5%	\$0	0.0%	\$46,389	20.5%	\$110,714	49.0%	\$54,189	★ ★ ★ ★
McIntosh Firemen's Relief Association	McIntosh	33348	\$263,279	\$201,754	\$61,525	\$35,862	58.3%	\$15,000	24.4%	\$0	0.0%	\$7,444	12.1%	\$22,444	36.5%	\$15,793	★ ★ ★
Medford Firemens Relief Assoc	Medford	01665	\$412,922	\$332,040	\$80,882	\$28,996	35.8%	\$33,925	41.9%	\$0	0.0%	\$7,827	9.7%	\$41,751	51.6%	\$30,088	★ ★ ★ ★ ★
Meire Grove Athletic Club	Melrose	02052	\$85,170	\$65,684	\$19,486	\$10,102	51.8%	\$6,761	34.7%	\$0	0.0%	\$2,577	13.2%	\$9,338	47.9%	\$18,332	★ ★ ★ ★
Melrose Lions Club	Melrose	02396	\$805,656	\$660,214	\$145,441	\$65,813	45.3%	\$21,745	15.0%	\$0	0.0%	\$14,341	9.9%	\$36,086	24.8%	\$58,911	★ ★
Mentor Firefighters Relief Assoc	Mentor	05817	\$1,365,813	\$1,125,582	\$240,231	\$136,821	57.0%	\$47,865	19.9%	\$0	0.0%	\$48,271	20.1%	\$96,136	40.0%	\$31,956	★ ★ ★ ★

FY2019 Organization Annual Report Summary

by Organization Name

Organization Name	City	License	Gross		Net	Allowable		LAWFUL PURPOSE EXPENDITURES						Retained	Star Rating		
			Receipts	Prizes	Receipts	Expenses	%	Charitable	%	Other	%	Taxes/Fees	%	TOTAL		%	Cash
Merrick Inc	Heights	00264	\$31,503,841	\$26,591,378	\$4,912,464	\$2,633,882	53.6%	\$508,314	10.3%	\$0	0.0%	\$1,745,761	35.5%	\$2,254,076	45.9%	\$263,423	★★★★
Merrifield Marathons Inc	Merrifield	04720	\$1,602,084	\$1,300,697	\$301,387	\$149,109	49.5%	\$63,813	21.2%	\$150	0.0%	\$100,706	33.4%	\$164,669	54.6%	\$132,343	★★★★★
Metro Baseball League	Burnsville	33822	\$10,005,029	\$8,668,041	\$1,336,987	\$612,790	45.8%	\$283,623	21.2%	\$0	0.0%	\$435,460	32.6%	\$719,083	53.8%	\$386,025	★★★★★
Middle River Sportsmens Club	Middle River	35825	\$617,699	\$519,041	\$98,658	\$50,350	51.0%	\$30,640	31.1%	\$0	0.0%	\$9,809	9.9%	\$40,449	41.0%	\$42,485	★★★★
Midway Speedskating Club Inc	Shoreview	00070	\$4,075,372	\$2,813,976	\$1,261,396	\$501,339	39.7%	\$585,929	46.5%	\$0	0.0%	\$173,845	13.8%	\$759,774	60.2%	\$56,297	★★★★★
Midwest Youth Pigeon Assoc	Belle Plaine	94086	\$1,855,378	\$1,552,117	\$303,261	\$198,808	65.6%	\$30,121	9.9%	\$0	0.0%	\$81,990	27.0%	\$112,112	37.0%	\$8,024	★★★
Miesville Lions Club	Vermillion	01762	\$2,350,015	\$1,987,654	\$362,361	\$201,325	55.6%	\$60,900	16.8%	\$0	0.0%	\$99,978	27.6%	\$160,878	44.4%	\$28,055	★★★★
Milaca Firefighters Relief Assoc	Milaca	02413	\$4,466,269	\$3,838,598	\$627,672	\$278,385	44.4%	\$126,643	20.2%	\$0	0.0%	\$223,800	35.7%	\$350,443	55.8%	\$65,887	★★★★★
Milan Firemen's Relief Association	Milan	92889	\$100,985	\$73,971	\$27,014	\$10,789	39.9%	\$5,916	21.9%	\$0	0.0%	\$2,847	10.5%	\$8,764	32.4%	\$13,495	★★★
Military Service Association	Isle	34291	\$1,352,864	\$1,133,471	\$219,393	\$117,020	53.3%	\$400	0.2%	\$53,652	24.5%	\$29,462	13.4%	\$83,514	38.1%	\$36,017	★★★
Mille Lacs Drift Skippers Snowmobile Club	Isle	04206	\$3,122,868	\$2,659,774	\$463,095	\$198,101	42.8%	\$115,325	24.9%	\$24,588	5.3%	\$137,464	29.7%	\$277,377	59.9%	\$146,258	★★★★★
Mille Lacs Raiders Wrestling Club	Onamia	31880	\$371,514	\$299,009	\$72,505	\$35,648	49.2%	\$17,672	24.4%	\$0	0.0%	\$8,713	12.0%	\$26,385	36.4%	\$34,573	★★★
Mille Lacs Trails, Inc.	Aitkin	05241	\$5,468,099	\$4,611,692	\$856,407	\$470,020	54.9%	\$97,161	11.3%	\$0	0.0%	\$268,609	31.4%	\$365,770	42.7%	\$90,034	★★★★
Millerville Firemens Relief Assoc	Brandon	02374	\$1,735,564	\$1,539,628	\$195,936	\$93,741	47.8%	\$52,300	26.7%	\$0	0.0%	\$30,415	15.5%	\$82,715	42.2%	\$34,262	★★★★
Millville Sportsman's Club	Millville	05379	\$563,109	\$477,118	\$85,991	\$55,602	64.7%	\$18,494	21.5%	\$0	0.0%	\$8,487	9.9%	\$26,981	31.4%	\$10,020	★★★
Milroy Baseball Assoc, Inc	Milroy	93601	\$62,811	\$48,831	\$13,980	\$5,456	39.0%	\$8,000	57.2%	\$0	0.0%	\$1,928	13.8%	\$9,928	71.0%	\$7,880	★★★★★
Miltona Lions Club	Miltona	03743	\$2,102,592	\$1,826,715	\$275,878	\$118,112	42.8%	\$76,110	27.6%	\$0	0.0%	\$66,086	24.0%	\$142,196	51.5%	\$34,092	★★★★★
Miltona Volunteer Firemen's Relief Association	Miltona	01849	\$1,942,923	\$1,676,183	\$266,739	\$135,494	50.8%	\$73,125	27.4%	\$0	0.0%	\$62,370	23.4%	\$135,495	50.8%	\$19,553	★★★★★
Minn Brass St. Paul	St. Paul	00444	\$109,394	\$86,475	\$22,919	\$14,762	64.4%	\$4,864	21.2%	\$0	0.0%	\$3,340	14.6%	\$8,204	35.8%	\$37,970	★★★
Minneapolis Firefighters Local 82 Charitable Foundation	Minneapolis	94219	\$577,402	\$464,405	\$112,997	\$57,961	51.3%	\$22,965	20.3%	\$0	0.0%	\$11,583	10.3%	\$34,548	30.6%	\$20,118	★★★
Minneapolis Hockey Association Inc	Minneapolis	02994	\$5,932,600	\$5,096,998	\$835,603	\$461,875	55.3%	\$51,000	6.1%	\$0	0.0%	\$271,481	32.5%	\$322,481	38.6%	\$51,666	★★★
Minneapolis Northeast Lions Club	Minneapolis	02677	\$11,291,363	\$9,585,149	\$1,706,214	\$798,435	46.8%	\$318,805	18.7%	\$32,000	1.9%	\$553,515	32.4%	\$904,320	53.0%	\$135,741	★★★★★
Minneapolis Riverview Lions Club	Minneapolis	01096	\$4,270,473	\$3,549,926	\$720,547	\$485,711	67.4%	\$19,195	2.7%	\$0	0.0%	\$231,324	32.1%	\$250,519	34.8%	\$15,851	★★★
Minnesota Fishing Museum	Little Falls	05844	\$4,069,327	\$3,477,546	\$591,781	\$301,805	51.0%	\$113,435	19.2%	\$0	0.0%	\$193,236	32.7%	\$306,670	51.8%	\$17,991	★★★★★
Minnesota Flyers Gymnastics	Detroit Lakes	05663	\$2,311,245	\$1,887,573	\$423,673	\$228,047	53.8%	\$68,479	16.2%	\$0	0.0%	\$94,029	22.2%	\$162,508	38.4%	\$49,414	★★★
Minnesota Jaycees Charitable Foundation	Golden Valley	02237	\$1,105,038	\$955,198	\$149,840	\$97,320	64.9%	\$25,500	17.0%	\$0	0.0%	\$20,078	13.4%	\$45,578	30.4%	\$25,032	★★★
Minnesota Lake Firemens Relief Association	Lake	02195	\$864,466	\$716,619	\$147,848	\$74,534	50.4%	\$50,732	34.3%	\$0	0.0%	\$20,192	13.7%	\$70,924	48.0%	\$27,535	★★★★
Minnesota USA Wrestling	Minneapolis	03074	\$3,197,576	\$2,672,449	\$525,127	\$227,084	43.2%	\$180,000	34.3%	\$0	0.0%	\$154,482	29.4%	\$334,482	63.7%	\$148,034	★★★★★
Minnesota Youth Athletic Services	Park	04819	\$4,974,380	\$4,072,516	\$901,863	\$439,909	48.8%	\$171,003	19.0%	\$0	0.0%	\$292,558	32.4%	\$463,561	51.4%	\$29,574	★★★★★
Minnetonka Youth Hockey Association	Minnetonka	05103	\$1,207,969	\$980,330	\$227,639	\$92,082	40.5%	\$90,049	39.6%	\$0	0.0%	\$53,507	23.5%	\$143,556	63.1%	\$11,934	★★★★★
Minnewawa Sportsmen's Club	McGregor	01160	\$2,364,655	\$2,017,579	\$347,076	\$164,867	47.5%	\$63,692	18.4%	\$4,480	1.3%	\$86,415	24.9%	\$154,587	44.5%	\$47,129	★★★★
Mohawk Jaycees of Westonka	Mound	02886	\$1,985,618	\$1,595,352	\$390,267	\$234,499	60.1%	\$47,988	12.3%	\$0	0.0%	\$105,564	27.0%	\$153,553	39.3%	\$66,431	★★★
Montevideo Fire Department Relief Association	Montevideo	02965	\$392,835	\$316,764	\$76,071	\$32,001	42.1%	\$39,850	52.4%	\$0	0.0%	\$8,226	10.8%	\$48,076	63.2%	\$51,070	★★★★★
Montevideo Lions Club	Montevideo	04018	\$277,886	\$231,914	\$45,972	\$26,155	56.9%	\$8,521	18.5%	\$0	0.0%	\$5,061	11.0%	\$13,582	29.5%	\$10,965	★★

FY2019 Organization Annual Report Summary

by Organization Name

Organization Name	City	License	Gross		Net	Allowable		LAWFUL PURPOSE EXPENDITURES						Retained	Star Rating		
			Receipts	Prizes	Receipts	Expenses	%	Charitable	%	Other	%	Taxes/Fees	%	TOTAL		%	Cash
Montgomery Area Community Club	Montgomery	02405	\$11,034	\$2,690	\$8,344	\$1,917	23.0%	\$16,120	193.2%	\$150	1.8%	\$1,322	15.8%	\$17,592	210.8%	\$4,469	★★★★★
Montgomery Firemen's Relief Association	Montgomery	02152	\$1,262,640	\$1,072,067	\$190,573	\$93,357	49.0%	\$69,124	36.3%	\$0	0.0%	\$36,885	19.4%	\$106,009	55.6%	\$28,931	★★★★★
Montgomery Sportsman Club Inc	Montgomery	02438	\$734,966	\$599,019	\$135,948	\$69,507	51.1%	\$41,845	30.8%	\$8,746	6.4%	\$17,290	12.7%	\$67,881	49.9%	\$19,897	★★★★
Monticello Lions Club	Monticello	01825	\$2,637,745	\$2,243,567	\$394,179	\$202,579	51.4%	\$72,350	18.4%	\$0	0.0%	\$104,153	26.4%	\$176,503	44.8%	\$53,443	★★★★
Monticello Youth Hockey Program	Monticello	04147	\$4,794,964	\$3,928,560	\$866,404	\$466,166	53.8%	\$191,117	22.1%	\$0	0.0%	\$279,442	32.3%	\$470,559	54.3%	\$101,370	★★★★★
Montrose Lions Club	Montrose	01174	\$1,017,148	\$858,522	\$158,626	\$116,571	73.5%	\$37,627	23.7%	\$1,200	0.8%	\$12,143	7.7%	\$50,970	32.1%	\$21,216	★★★
Moorhead Youth Hockey Association	Moorhead	00144	\$9,315,736	\$7,658,805	\$1,656,931	\$745,216	45.0%	\$423,376	25.6%	\$0	0.0%	\$476,080	28.7%	\$899,456	54.3%	\$154,666	★★★★★
Moose Lake Area Hockey Association	Moose Lake	02071	\$578,987	\$478,021	\$100,966	\$42,330	41.9%	\$33,754	33.4%	\$0	0.0%	\$11,105	11.0%	\$44,859	44.4%	\$61,340	★★★★
Moose Lodge 1060 Aitkin	Aitkin	00693	\$322,297	\$273,052	\$49,244	\$30,652	62.2%	\$608	1.2%	\$16,442	33.4%	\$5,230	10.6%	\$22,280	45.2%	\$2,564	★★★★
Moose Lodge 1114 St. Charles	St. Charles	00373	\$181,903	\$135,877	\$46,026	\$19,280	41.9%	\$9,550	20.7%	\$12,781	27.8%	\$4,554	9.9%	\$26,886	58.4%	\$15,279	★★★★★
Moose Lodge 1274 Cloquet	Cloquet	00955	\$342,523	\$280,237	\$62,286	\$38,114	61.2%	\$3,944	6.3%	\$11,805	19.0%	\$6,577	10.6%	\$22,326	35.8%	\$3,151	★★★
Moose Lodge 1400 Waite Park	Waite Park	00163	\$1,694,626	\$1,442,640	\$251,986	\$110,244	43.7%	\$35,074	13.9%	\$74,619	29.6%	\$52,924	21.0%	\$162,617	64.5%	\$27,515	★★★★★
Moose Lodge 1463 Two Harbors	Two Harbors	00367	\$509,745	\$425,457	\$84,288	\$51,280	60.8%	\$0	0.0%	\$23,030	27.3%	\$7,805	9.3%	\$30,835	36.6%	\$4,783	★★★
Moose Lodge 1544 Braham	Braham	01750	\$199,398	\$159,801	\$39,597	\$17,630	44.5%	\$11,008	27.8%	\$13,856	35.0%	\$4,205	10.6%	\$29,070	73.4%	\$19,214	★★★★★
Moose Lodge 1703 Albert Lea	Albert Lea	00212	\$922,277	\$770,559	\$151,718	\$84,812	55.9%	\$26,853	17.7%	\$15,350	10.1%	\$21,435	14.1%	\$63,638	41.9%	\$19,287	★★★★
Moose Lodge 2023 Grand Rapids	Grand Rapids	00340	\$599,858	\$506,721	\$93,137	\$55,520	59.6%	\$3,980	4.3%	\$27,664	29.7%	\$9,473	10.2%	\$41,117	44.1%	\$10,554	★★★★
Moose Lodge 2098 Faribault	Faribault	00109	\$1,610,721	\$1,383,590	\$227,130	\$98,219	43.2%	\$33,305	14.7%	\$32,115	14.1%	\$47,965	21.1%	\$113,385	49.9%	\$49,729	★★★★
Moose Lodge 407 Ortonville	Ortonville	00687	\$168,241	\$132,912	\$35,329	\$10,147	28.7%	\$4,473	12.7%	\$9,374	26.5%	\$3,949	11.2%	\$17,795	50.4%	\$22,207	★★★★★
Moose Lodge 742 Baudette	Baudette	00371	\$820,289	\$704,415	\$115,874	\$73,335	63.3%	\$21,084	18.2%	\$7,768	6.7%	\$12,603	10.9%	\$41,455	35.8%	\$13,110	★★★
Moose Lodge 963 Maplewood	North St. Paul	00107	\$62,277	\$46,131	\$16,146	\$2,417	15.0%	\$2,143	13.3%	\$12,000	74.3%	\$2,012	12.5%	\$16,155	100.1%	\$1,212	★★★★★
Moose-Willow Sportsmans Club	Hill City	01693	\$477,737	\$390,789	\$86,948	\$62,069	71.4%	\$23,178	26.7%	\$0	0.0%	\$8,845	10.2%	\$32,023	36.8%	\$8,017	★★★
Mora Area Youth Recreation Association	Mora	01119	\$3,988,397	\$3,485,046	\$503,351	\$180,564	35.9%	\$165,000	32.8%	\$0	0.0%	\$146,342	29.1%	\$311,342	61.9%	\$68,153	★★★★★
Morris Hockey Assoc	Morris	01860	\$308,271	\$215,532	\$92,739	\$56,501	60.9%	\$26,493	28.6%	\$0	0.0%	\$10,952	11.8%	\$37,445	40.4%	\$46,184	★★★★
Morristown Firemens Relief Association	Morristown	01949	\$4,456,358	\$3,713,000	\$743,357	\$359,913	48.4%	\$156,911	21.1%	\$0	0.0%	\$240,051	32.3%	\$396,962	53.4%	\$62,000	★★★★★
Morton Fireman's Relief Association	Morton	02560	\$71,392	\$51,059	\$20,333	\$7,381	36.3%	\$6,300	31.0%	\$0	0.0%	\$2,405	11.8%	\$8,705	42.8%	\$11,251	★★★★
Motley Lions Club	Motley	05943	\$909,058	\$766,039	\$143,019	\$69,822	48.8%	\$47,950	33.5%	\$0	0.0%	\$18,614	13.0%	\$66,564	46.5%	\$18,822	★★★★
Mountain Lake Fire Department Relief	Mountain Lake	34499	\$345,488	\$280,576	\$64,911	\$40,156	61.9%	\$21,250	32.7%	\$0	0.0%	\$7,241	11.2%	\$28,491	43.9%	\$15,386	★★★★
Mower Council for the Handicapped	Austin	04348	\$1,943,845	\$1,660,637	\$283,208	\$158,282	55.9%	\$54,792	19.3%	\$0	0.0%	\$74,224	26.2%	\$129,015	45.6%	\$20,245	★★★★
MSO Productions dba Midwest Ski Ott	Lake	05703	\$386,936	\$333,322	\$53,614	\$31,926	59.5%	\$11,100	20.7%	\$0	0.0%	\$6,352	11.8%	\$17,452	32.6%	\$12,637	★★★
Mystic Riders Snowmobile Club	Princeton	03988	\$4,036,018	\$3,435,814	\$600,204	\$318,736	53.1%	\$100,451	16.7%	\$0	0.0%	\$180,594	30.1%	\$281,045	46.8%	\$110,128	★★★★
Nashwauk Volunteer Firemen's Relief	Nashwauk	01961	\$1,437,154	\$1,158,314	\$278,841	\$147,286	52.8%	\$57,152	20.5%	\$0	0.0%	\$57,850	20.7%	\$115,002	41.2%	\$35,075	★★★★
National Exchange Club of Little Falls	Little Falls	00976	\$1,930,852	\$1,586,658	\$344,195	\$180,277	52.4%	\$58,724	17.1%	\$0	0.0%	\$87,151	25.3%	\$145,875	42.4%	\$46,626	★★★★
Nelson Community Association	Nelson	36339	\$1,054,936	\$931,641	\$123,295	\$53,446	43.3%	\$40,188	32.6%	\$0	0.0%	\$15,715	12.7%	\$55,903	45.3%	\$37,541	★★★★
Nevis Firepersons Relief Association	Nevis	02173	\$1,594,741	\$1,402,519	\$192,222	\$97,897	50.9%	\$69,750	36.3%	\$0	0.0%	\$37,604	19.6%	\$107,354	55.8%	\$29,886	★★★★★

FY2019 Organization Annual Report Summary

by Organization Name

Organization Name	City	License	Gross		Net	Allowable		LAWFUL PURPOSE EXPENDITURES						Retained	Star Rating		
			Receipts	Prizes	Receipts	Expenses	%	Charitable	%	Other	%	Taxes/Fees	%	TOTAL		%	Cash
New Auburn Fire Dept Relief Assoc	New Auburn	05937	\$481,827	\$386,073	\$95,754	\$52,913	55.3%	\$33,224	34.7%	\$0	0.0%	\$11,562	12.1%	\$44,786	46.8%	\$35,757	★★★★
New Brighton Lions Club	New Brighton	01754	\$3,140,055	\$2,706,318	\$433,737	\$180,071	41.5%	\$121,770	28.1%	\$0	0.0%	\$119,670	27.6%	\$241,440	55.7%	\$63,430	★★★★★
New Germany Fire Dept Relief Assoc	New Germany	02238	\$598,188	\$481,573	\$116,615	\$63,563	54.5%	\$17,560	15.1%	\$0	0.0%	\$12,461	10.7%	\$30,021	25.7%	\$28,955	★★
New London-Spicer Booster Club	New London	92282	\$921,700	\$738,461	\$183,239	\$106,560	58.2%	\$45,000	24.6%	\$0	0.0%	\$33,259	18.2%	\$78,259	42.7%	\$28,492	★★★★
New Market-Elko-Webster Lions Club	Market	92885	\$55,825	\$30,550	\$25,275	\$1,331	5.3%	\$24,389	96.5%	\$0	0.0%	\$2,274	9.0%	\$26,664	105.5%	\$12,939	★★★★★
New Munich Jaycees	New Munich	01791	\$833,172	\$675,001	\$158,171	\$67,037	42.4%	\$66,069	41.8%	\$0	0.0%	\$16,218	10.3%	\$82,287	52.0%	\$35,113	★★★★★
New Prague Chamber of Commerce	New Prague	05545	\$391,776	\$312,092	\$79,684	\$42,895	53.8%	\$17,390	21.8%	\$0	0.0%	\$8,294	10.4%	\$25,684	32.2%	\$23,088	★★★
New Prague Community Sportsman C	New Prague	02436	\$671,565	\$527,867	\$143,698	\$86,665	60.3%	\$32,558	22.7%	\$3,000	2.1%	\$19,210	13.4%	\$54,768	38.1%	\$23,197	★★★
New Prague Hockey Association	New Prague	02111	\$330,076	\$223,507	\$106,569	\$47,001	44.1%	\$61,769	58.0%	\$0	0.0%	\$11,191	10.5%	\$72,960	68.5%	\$15,475	★★★★★
New Prague Volunteer Firemen's Relie	New Prague	02426	\$482,388	\$383,828	\$98,560	\$57,218	58.1%	\$30,650	31.1%	\$0	0.0%	\$10,401	10.6%	\$41,051	41.7%	\$25,128	★★★★
New Richland Firemen's Relief Associ	New Richland	04863	\$1,408,947	\$1,183,495	\$225,452	\$116,673	51.8%	\$52,750	23.4%	\$0	0.0%	\$50,996	22.6%	\$103,746	46.0%	\$47,665	★★★★
New Ulm Hockey Assoc	New Ulm	02223	\$1,828,225	\$1,534,846	\$293,379	\$173,686	59.2%	\$45,000	15.3%	\$0	0.0%	\$73,553	25.1%	\$118,553	40.4%	\$32,080	★★★★
New Ulm Optimist Club	New Ulm	05780	\$1,830,860	\$1,546,952	\$283,908	\$158,835	55.9%	\$68,150	24.0%	\$0	0.0%	\$71,860	25.3%	\$140,011	49.3%	\$3,534	★★★★
New Ulm Youth Wrestling Assoc	New Ulm	07195	\$466,365	\$392,697	\$73,668	\$50,474	68.5%	\$17,895	24.3%	\$0	0.0%	\$8,743	11.9%	\$26,638	36.2%	\$8,144	★★★
New York Mills Lions Club	New York Mills	02420	\$798,600	\$686,214	\$112,385	\$62,372	55.5%	\$35,166	31.3%	\$0	0.0%	\$21,729	19.3%	\$56,895	50.6%	\$15,840	★★★★★
Nicollet Conservation Club	Nicollet	02379	\$1,631,887	\$1,360,063	\$271,823	\$131,518	48.4%	\$48,448	17.8%	\$14,731	5.4%	\$73,425	27.0%	\$136,604	50.3%	\$67,163	★★★★★
Nicollet Lions Club	Nicollet	02403	\$747,089	\$628,231	\$118,859	\$61,758	52.0%	\$31,195	26.2%	\$0	0.0%	\$14,322	12.0%	\$45,517	38.3%	\$87,460	★★★
Nisswa Lions Club	Nisswa	00995	\$1,580,050	\$1,239,998	\$340,052	\$147,919	43.5%	\$119,780	35.2%	\$1,000	0.3%	\$79,899	23.5%	\$200,679	59.0%	\$46,764	★★★★★
North Branch Area Hockey Assoc	North Branch	04335	\$5,443,817	\$4,740,680	\$703,137	\$348,971	49.6%	\$108,790	15.5%	\$0	0.0%	\$212,147	30.2%	\$320,937	45.6%	\$153,448	★★★★
North Branch Vol Firefighters Relief As	North Branch	92238	\$1,345,005	\$1,189,753	\$155,252	\$66,628	42.9%	\$71,072	45.8%	\$0	0.0%	\$25,762	16.6%	\$96,834	62.4%	\$39,741	★★★★★
North Country Snowmobile Club	Bemidji	02333	\$3,227,468	\$2,545,414	\$682,054	\$280,472	41.1%	\$164,365	24.1%	\$0	0.0%	\$208,588	30.6%	\$372,954	54.7%	\$107,565	★★★★★
North Country Trail Busters	Fort Ripley	02974	\$633,323	\$529,329	\$103,993	\$63,068	60.6%	\$11,644	11.2%	\$10,427	10.0%	\$10,855	10.4%	\$32,926	31.7%	\$19,060	★★★
North Tartan Area Girls Basketball Boc	Oakdale	03101	\$5,695,062	\$4,935,012	\$760,051	\$446,222	58.7%	\$74,081	9.7%	\$0	0.0%	\$222,089	29.2%	\$296,170	39.0%	\$64,331	★★★
Northern Lakes Youth Hockey Assoc I	Crosslake	02055	\$5,732,671	\$4,670,544	\$1,062,128	\$515,437	48.5%	\$190,000	17.9%	\$0	0.0%	\$305,177	28.7%	\$495,177	46.6%	\$198,952	★★★★
Northern Pine Riders	Willow River	02327	\$2,561,311	\$2,115,410	\$445,901	\$252,557	56.6%	\$69,150	15.5%	\$0	0.0%	\$130,027	29.2%	\$199,178	44.7%	\$63,566	★★★★
Northfield Fire Relief Assoc	Northfield	03451	\$3,203,381	\$2,730,753	\$472,628	\$240,132	50.8%	\$89,084	18.8%	\$0	0.0%	\$104,596	22.1%	\$193,680	41.0%	\$71,135	★★★★
Northland Lions Club	Remer	01311	\$837,929	\$700,068	\$137,861	\$72,333	52.5%	\$39,222	28.5%	\$0	0.0%	\$17,091	12.4%	\$56,313	40.8%	\$27,668	★★★★
Northstar Search & Rescue	Golden Valley	93790	\$3,374,113	\$2,822,469	\$551,644	\$285,652	51.8%	\$57,601	10.4%	\$0	0.0%	\$150,100	27.2%	\$207,701	37.7%	\$42,237	★★★
Northwest Angle Edge Riders	Angle Inlet	34196	\$166,194	\$127,004	\$39,190	\$10,083	25.7%	\$20,000	51.0%	\$0	0.0%	\$4,486	11.4%	\$24,486	62.5%	\$22,827	★★★★★
Northwest Area Jaycees	Maple Grove	02463	\$23,000,546	\$20,113,663	\$2,886,884	\$1,411,632	48.9%	\$490,629	17.0%	\$0	0.0%	\$990,195	34.3%	\$1,480,823	51.3%	\$408,563	★★★★★
Northwest Tonka Lions Club	Mound	01830	\$4,631,894	\$3,772,694	\$859,200	\$391,077	45.5%	\$183,923	21.4%	\$0	0.0%	\$281,205	32.7%	\$465,128	54.1%	\$101,879	★★★★★
Norwood Young America Lions Club	Young America	03552	\$408,795	\$340,454	\$68,340	\$49,113	71.9%	\$9,845	14.4%	\$0	0.0%	\$9,039	13.2%	\$18,884	27.6%	\$21,203	★★
Odessa Farm Fire Dept Relief Assoc	Odessa	36719	\$126,030	\$104,000	\$22,030	\$11,358	51.6%	\$4,867	22.1%	\$2,417	11.0%	\$3,040	13.8%	\$10,324	46.9%	\$3,621	★★★★
Ogilvie Lions Club	Ogilvie	00823	\$4,035,707	\$3,555,583	\$480,124	\$214,509	44.7%	\$84,543	17.6%	\$0	0.0%	\$153,013	31.9%	\$237,556	49.5%	\$238,130	★★★★

FY2019 Organization Annual Report Summary

by Organization Name

Organization Name	City	License	Gross		Net	Allowable		LAWFUL PURPOSE EXPENDITURES						Retained	Star Rating		
			Receipts	Prizes	Receipts	Expenses	%	Charitable	%	Other	%	Taxes/Fees	%	TOTAL		%	Cash
Olivia Ambulance Service Inc	Olivia	34680	\$757,971	\$629,306	\$128,665	\$79,679	61.9%	\$40,862	31.8%	\$0	0.0%	\$15,855	12.3%	\$56,717	44.1%	\$9,053	★★★★
Onamia Lions Club	Onamia	01433	\$357,176	\$294,429	\$62,747	\$40,040	63.8%	\$12,250	19.5%	\$0	0.0%	\$5,653	9.0%	\$17,903	28.5%	\$25,363	★★
Opole Baseball Club & Recreation Ass	Holdingford	02597	\$486,087	\$406,030	\$80,057	\$43,885	54.8%	\$22,318	27.9%	\$0	0.0%	\$8,303	10.4%	\$30,621	38.2%	\$22,817	★★★
Optimist Club of St. Cloud	St. Cloud	02539	\$4,562,330	\$3,889,726	\$672,604	\$391,475	58.2%	\$110,409	16.4%	\$500	0.1%	\$215,017	32.0%	\$325,926	48.5%	\$5,151	★★★★
Oronoco Firefighters Relief Assoc	Oronoco	03329	\$828,794	\$684,811	\$143,983	\$78,207	54.3%	\$49,030	34.1%	\$0	0.0%	\$20,205	14.0%	\$69,236	48.1%	\$58,615	★★★★
Osakis Economic Development Corp	Osakis	02080	\$1,125,870	\$963,089	\$162,781	\$99,686	61.2%	\$25,000	15.4%	\$0	0.0%	\$23,574	14.5%	\$48,574	29.8%	\$47,328	★★
Oslo Lions Club	Oslo	03768	\$196,123	\$166,090	\$30,033	\$16,196	53.9%	\$6,700	22.3%	\$0	0.0%	\$2,739	9.1%	\$9,439	31.4%	\$6,843	★★★
Osseo Firemens Relief Assoc	Osseo	01851	\$4,931,237	\$4,296,789	\$634,448	\$316,497	49.9%	\$118,830	18.7%	\$0	0.0%	\$197,648	31.2%	\$316,478	49.9%	\$69,499	★★★★
Osseo Lions Club	Osseo	00640	\$4,763,694	\$4,158,279	\$605,416	\$281,212	46.4%	\$139,489	23.0%	\$0	0.0%	\$183,385	30.3%	\$322,874	53.3%	\$63,881	★★★★★
Osseo Maple Grove Hockey Assoc	Osseo	02505	\$13,132,683	\$11,485,281	\$1,647,402	\$617,131	37.5%	\$399,500	24.3%	\$0	0.0%	\$601,087	36.5%	\$1,000,587	60.7%	\$112,061	★★★★★
Ostrander Lions	Ostrander	35149	\$414,099	\$345,495	\$68,604	\$28,505	41.5%	\$24,787	36.1%	\$0	0.0%	\$6,588	9.6%	\$31,375	45.7%	\$31,399	★★★★
Ottertail Rod & Gun Club	Ottertail	00986	\$1,195,497	\$1,024,335	\$171,162	\$123,778	72.3%	\$26,154	15.3%	\$0	0.0%	\$21,506	12.6%	\$47,660	27.8%	\$26,321	★★
Outing Chamber of Commerce	Outing	2769	\$1,918,897	\$1,488,580	\$430,318	\$218,397	50.8%	\$99,309	23.1%	\$0.00	0.0%	\$99,169	23.0%	\$198,478	46.1%	\$27,950	★★★★
Owatonna Wrestling Assoc	Owatonna	04798	\$1,555,966	\$1,303,339	\$252,627	\$162,617	64.4%	\$20,100	8.0%	\$0	0.0%	\$58,908	23.3%	\$79,008	31.3%	\$12,382	★★★
Owatonna Youth Hockey Assoc	Owatonna	74008	\$2,917,197	\$2,463,334	\$453,863	\$230,528	50.8%	\$99,308	21.9%	\$0	0.0%	\$119,711	26.4%	\$219,019	48.3%	\$25,799	★★★★
Palisade Fire Department Relief Assoc	Palisade	01625	\$1,353,658	\$1,137,456	\$216,202	\$89,564	41.4%	\$60,325	27.9%	\$0	0.0%	\$49,377	22.8%	\$109,702	50.7%	\$63,038	★★★★★
Park Rapids Amateur Hockey Assoc	Park Rapids	01225	\$2,457,226	\$2,086,141	\$371,085	\$197,817	53.3%	\$53,000	14.3%	\$0	0.0%	\$91,242	24.6%	\$144,242	38.9%	\$65,477	★★★
Parkers Prairie Sportsmen's Club	Parkers Prairie	01970	\$1,477,659	\$1,255,490	\$222,169	\$112,748	50.7%	\$63,800	28.7%	\$0	0.0%	\$42,254	19.0%	\$106,054	47.7%	\$60,922	★★★★
Parkway Little League Baseball Inc	St. Paul	36230	\$3,211,035	\$2,724,095	\$486,940	\$229,127	47.1%	\$109,577	22.5%	\$0	0.0%	\$164,458	33.8%	\$274,035	56.3%	\$83,664	★★★★★
Pearl Lake Recreation Club	Kimball	03007	\$319,255	\$273,539	\$45,716	\$20,313	44.4%	\$21,000	45.9%	\$0	0.0%	\$4,458	9.8%	\$25,458	55.7%	\$3,332	★★★★★
Pelican Lake Conservation Club	Pequot Lakes	02734	\$2,788,837	\$2,263,892	\$524,945	\$306,627	58.4%	\$62,131	11.8%	\$0	0.0%	\$130,300	24.8%	\$192,431	36.7%	\$118,241	★★★
Pemberton Firefighters Relief Associat	Pemberton	03862	\$592,430	\$499,406	\$93,024	\$50,719	54.5%	\$11,781	12.7%	\$0	0.0%	\$10,402	11.2%	\$22,183	23.8%	\$25,021	★★
Pengilly Booster Club	Pengilly	05113	\$1,339,173	\$1,087,187	\$251,986	\$155,159	61.6%	\$52,585	20.9%	\$0	0.0%	\$44,812	17.8%	\$97,396	38.7%	\$15,083	★★★
Perham Area Youth Hockey Associatic	Perham	93151	\$208,686	\$163,400	\$45,286	\$31,647	69.9%	\$13,000	28.7%	\$0	0.0%	\$6,256	13.8%	\$19,256	42.5%	\$7,163	★★★★
Perham Athletic Assoc	Perham	02209	\$404,566	\$322,672	\$81,894	\$52,054	63.6%	\$16,896	20.6%	\$0	0.0%	\$8,899	10.9%	\$25,794	31.5%	\$24,424	★★★
Pierz Fire Relief Assoc	Pierz	03222	\$1,001,521	\$849,448	\$152,073	\$81,420	53.5%	\$53,698	35.3%	\$0	0.0%	\$22,673	14.9%	\$76,371	50.2%	\$21,304	★★★★★
Pierz Lions Club	Pierz	03174	\$713,170	\$609,764	\$103,406	\$58,239	56.3%	\$36,932	35.7%	\$0	0.0%	\$8,488	8.2%	\$45,420	43.9%	\$6,954	★★★★
Pillager Area Firemen's Dept & Relief	Pillager	04168	\$972,701	\$821,639	\$151,061	\$77,248	51.1%	\$37,350	24.7%	\$0	0.0%	\$19,703	13.0%	\$57,053	37.8%	\$27,022	★★★
Pillager Lions Club	Pillager	00981	\$1,237,321	\$1,054,190	\$183,131	\$100,845	55.1%	\$39,881	21.8%	\$0	0.0%	\$34,238	18.7%	\$74,119	40.5%	\$83,148	★★★★
Pine Center Sportsmen's Club	Brainerd	02394	\$401,253	\$352,494	\$48,759	\$29,364	60.2%	\$14,498	29.7%	\$0	0.0%	\$5,901	12.1%	\$20,399	41.8%	\$8,966	★★★★
Pine City Youth Hockey Association	Pine City	01934	\$2,867,468	\$2,382,290	\$485,178	\$246,759	50.9%	\$67,608	13.9%	\$0	0.0%	\$129,261	26.6%	\$196,869	40.6%	\$111,805	★★★★
Pine Island Volunteer Firemen's Relief	Pine Island	03120	\$2,110,141	\$1,775,316	\$334,825	\$175,949	52.5%	\$53,000	15.8%	\$0	0.0%	\$93,098	27.8%	\$146,098	43.6%	\$30,253	★★★★
Plainview Firemens Relief Association	Plainview	03223	\$1,907,806	\$1,574,620	\$333,186	\$168,079	50.4%	\$69,987	21.0%	\$0	0.0%	\$83,561	25.1%	\$153,548	46.1%	\$86,850	★★★★
Plainview Polar Bearons Snowmobile C	Plainview	93273	\$127,390	\$95,531	\$31,859	\$12,857	40.4%	\$6,867	21.6%	\$15,000	47.1%	\$3,288	10.3%	\$25,155	79.0%	\$8,738	★★★★★

FY2019 Organization Annual Report Summary

by Organization Name

Organization Name	City	License	Gross		Net	Allowable		LAWFUL PURPOSE EXPENDITURES								Retained	Star Rating
			Receipts	Prizes	Receipts	Expenses	%	Charitable	%	Other	%	Taxes/Fees	%	TOTAL	%	Cash	
Platte Lake Property Owners Assoc	Champlin	31337	\$1,714,292	\$1,411,633	\$302,659	\$199,012	65.8%	\$36,974	12.2%	\$0	0.0%	\$61,576	20.3%	\$98,550	32.6%	\$77,801	★★★
Plummer Lions Club	Plummer	02402	\$495,687	\$410,644	\$85,043	\$55,537	65.3%	\$19,868	23.4%	\$0	0.0%	\$8,697	10.2%	\$28,565	33.6%	\$16,456	★★★
Plymouth Lions Club Inc	Plymouth	34308	\$6,530,724	\$5,598,631	\$932,093	\$304,203	32.6%	\$319,304	34.3%	\$0	0.0%	\$306,714	32.9%	\$626,018	67.2%	\$25,792	★★★★★
Pokegama Lake Association	Pine City	02992	\$1,739,932	\$1,421,253	\$318,679	\$187,230	58.8%	\$45,241	14.2%	\$0	0.0%	\$84,878	26.6%	\$130,118	40.8%	\$231,036	★★★★
Police Benevolent Association of Roch	Rochester	34478	\$2,455,474	\$2,075,537	\$379,937	\$186,528	49.1%	\$54,630	14.4%	\$0	0.0%	\$111,694	29.4%	\$166,324	43.8%	\$80,562	★★★★
Porter Firemans Relief Assoc	Porter	02501	\$235,960	\$176,384	\$59,576	\$33,918	56.9%	\$18,583	31.2%	\$0	0.0%	\$6,005	10.1%	\$24,588	41.3%	\$13,526	★★★★
Prairie Ecology Bus Center	Lakefield	33048	\$6,485,239	\$5,493,688	\$991,551	\$516,266	52.1%	\$137,750	13.9%	\$0	0.0%	\$356,458	35.9%	\$494,208	49.8%	\$90,417	★★★★
Prairie Playhouse Child Care Inc	Appleton	32109	\$1,169,848	\$1,017,142	\$152,706	\$87,031	57.0%	\$34,100	22.3%	\$0	0.0%	\$20,821	13.6%	\$54,921	36.0%	\$62,225	★★★
Preston Fire Relief Assoc	Preston	36712	\$654,203	\$532,826	\$121,377	\$63,742	52.5%	\$55,435	45.7%	\$400	0.3%	\$11,970	9.9%	\$67,805	55.9%	\$19,098	★★★★★
Preston Servicemen's Club	Preston	01004	\$87,616	\$67,905	\$19,711	\$4,873	24.7%	\$400	2.0%	\$12,310	62.4%	\$2,491	12.6%	\$15,201	77.1%	\$6,433	★★★★★
Princeton Jaycees	Princeton	01818	\$2,081,814	\$1,782,982	\$298,832	\$186,600	62.4%	\$19,303	6.5%	\$0	0.0%	\$74,028	24.8%	\$93,330	31.2%	\$131,179	★★★
Princeton Youth Hockey Assoc	Princeton	01414	\$6,505,458	\$5,769,560	\$735,898	\$362,089	49.2%	\$138,750	18.9%	\$0	0.0%	\$233,195	31.7%	\$371,945	50.5%	\$64,990	★★★★★
Prior Lake Lions Club	Prior Lake	01558	\$2,231,609	\$1,863,260	\$368,349	\$165,385	44.9%	\$111,597	30.3%	\$0	0.0%	\$97,395	26.4%	\$208,992	56.7%	\$124,850	★★★★★
Prior Lake Savage Hockey Assoc dba	Prior Lake	04636	\$351,532	\$281,471	\$70,061	\$46,843	66.9%	\$0	0.0%	\$0	0.0%	\$6,884	9.8%	\$6,884	9.8%	\$18,667	★
Prior Lake Water Ski Assoc	Prior Lake	35694	\$343,232	\$292,192	\$51,040	\$27,656	54.2%	\$13,000	25.5%	\$0	0.0%	\$4,964	9.7%	\$17,964	35.2%	\$11,289	★★★
Prior Lake-Savage Optimist Club	Prior Lake	02523	\$2,762,914	\$2,387,579	\$375,335	\$193,573	51.6%	\$65,509	17.5%	\$0	0.0%	\$105,434	28.1%	\$170,943	45.5%	\$81,277	★★★★
Ramsey Lions Club	Anoka	01203	\$14,645,821	\$12,811,703	\$1,834,118	\$642,946	35.1%	\$572,543	31.2%	\$0	0.0%	\$641,241	35.0%	\$1,213,784	66.2%	\$83,490	★★★★★
Randall Cushing Area Lions Club	Randall	02873	\$534,844	\$443,442	\$91,402	\$49,366	54.0%	\$24,351	26.6%	\$0	0.0%	\$7,809	8.5%	\$32,160	35.2%	\$37,356	★★★
Randolph Fire Relief Assoc	Randolph	03317	\$380,314	\$290,795	\$89,519	\$49,847	55.7%	\$13,615	15.2%	\$10,000	11.2%	\$12,968	14.5%	\$36,583	40.9%	\$27,190	★★★★
Ranier Recreation Club	Ranier	01431	\$330,066	\$269,583	\$60,482	\$26,705	44.2%	\$16,723	27.6%	\$0	0.0%	\$6,082	10.1%	\$22,805	37.7%	\$17,489	★★★
REACH	Cloquet	36413	\$618,910	\$491,760	\$127,150	\$63,290	49.8%	\$42,580	33.5%	\$0	0.0%	\$15,238	12.0%	\$57,818	45.5%	\$19,619	★★★★
Red Lake Falls Blue Line Club	Red Lake Falls	00171	\$940,521	\$786,348	\$154,174	\$49,151	31.9%	\$63,072	40.9%	\$0	0.0%	\$17,643	11.4%	\$80,715	52.4%	\$50,103	★★★★★
Red Men Club	Red Wing	00731	\$401,694	\$337,645	\$64,049	\$27,841	43.5%	\$10,708	16.7%	\$18,145	28.3%	\$7,642	11.9%	\$36,495	57.0%	\$3,779	★★★★★
Red Men Club Wenonah Tribe 20	Winona	00189	\$469,756	\$381,802	\$87,954	\$56,178	63.9%	\$4,696	5.3%	\$18,446	21.0%	\$8,721	9.9%	\$31,863	36.2%	\$25,337	★★★
Red Wing Wildlife Protective League	Red Wing	01733	\$142,431	\$114,125	\$28,306	\$14,831	52.4%	\$15,700	55.5%	\$0	0.0%	\$3,657	12.9%	\$19,357	68.4%	\$50,479	★★★★★
Redwood Area Hockey Assoc	Redwood Falls	04345	\$197,093	\$150,050	\$47,043	\$14,213	30.2%	\$27,650	58.8%	\$0	0.0%	\$5,847	12.4%	\$33,497	71.2%	\$16,274	★★★★★
Remer Fire Relief Assoc	Remer	03598	\$1,386,512	\$1,162,928	\$223,584	\$109,792	49.1%	\$52,656	23.6%	\$0	0.0%	\$36,563	16.4%	\$89,219	39.9%	\$48,542	★★★
Renville Lions Club	Renville	03006	\$643,909	\$538,140	\$105,769	\$54,128	51.2%	\$37,839	35.8%	\$0	0.0%	\$12,791	12.1%	\$50,630	47.9%	\$7,797	★★★★
Reservoir Riders	Duluth	03836	\$463,693	\$370,888	\$92,805	\$52,691	56.8%	\$9,381	10.1%	\$8,614	9.3%	\$9,355	10.1%	\$27,349	29.5%	\$59,038	★★
Rice Area Sportsmen's Club	Rice	02338	\$1,950,607	\$1,607,650	\$342,957	\$193,442	56.4%	\$43,218	12.6%	\$0	0.0%	\$88,737	25.9%	\$131,955	38.5%	\$69,195	★★★
Rice Lions Club	Rice	01153	\$1,999,034	\$1,725,154	\$273,880	\$158,903	58.0%	\$32,895	12.0%	\$0	0.0%	\$71,520	26.1%	\$104,415	38.1%	\$77,799	★★★
Richfield Lions Club	Richfield	93034	\$3,161,359	\$2,690,773	\$470,586	\$220,016	46.8%	\$98,557	20.9%	\$0	0.0%	\$136,746	29.1%	\$235,303	50.0%	\$48,659	★★★★★
Richmond Lions Club	Richmond	01552	\$2,275,799	\$1,939,154	\$336,645	\$178,685	53.1%	\$87,317	25.9%	\$500	0.1%	\$89,101	26.5%	\$176,918	52.6%	\$29,024	★★★★★
Ridge Runners Snowmobile Club, Inc	Northome	06932	\$2,238,792	\$1,856,162	\$382,630	\$213,501	55.8%	\$54,190	14.2%	\$2,392	0.6%	\$109,265	28.6%	\$165,846	43.3%	\$32,089	★★★★

FY2019 Organization Annual Report Summary

by Organization Name

Organization Name	City	License	Gross		Net	Allowable		LAWFUL PURPOSE EXPENDITURES								Retained	Star Rating
			Receipts	Prizes	Receipts	Expenses	%	Charitable	%	Other	%	Taxes/Fees	%	TOTAL	%	Cash	
River Bend Nature Center	Faribault	02715	\$1,206,885	\$995,334	\$211,551	\$124,382	58.8%	\$41,898	19.8%	\$0	0.0%	\$42,734	20.2%	\$84,631	40.0%	\$13,331	★ ★ ★ ★
Rochester Juvenile Hockey Assoc	Rochester	03626	\$15,336,096	\$12,800,197	\$2,535,900	\$1,226,929	48.4%	\$402,158	15.9%	\$0	0.0%	\$857,161	33.8%	\$1,259,319	49.7%	\$420,187	★ ★ ★ ★
Rock Creek Lions Club	Rock Creek	1412	\$552,665	\$457,436	\$95,229	\$43,702	45.9%	\$39,819	41.8%	\$0.00	0.0%	\$9,712	10.2%	\$49,531	52.0%	\$7,990	★ ★ ★ ★ ★
Rockford Lions Club	Rockford	94226	\$1,390,573	\$1,199,174	\$191,399	\$120,309	62.9%	\$11,983	6.3%	\$5,000	2.6%	\$30,958	16.2%	\$47,941	25.0%	\$27,112	★ ★
Rockville Lions Club	Rockville	01609	\$1,811,619	\$1,527,583	\$284,037	\$179,596	63.2%	\$33,078	11.6%	\$0	0.0%	\$76,776	27.0%	\$109,854	38.7%	\$47,523	★ ★ ★
Rocori Community Booster Club	Cold Spring	04174	\$562,508	\$443,552	\$118,955	\$43,496	36.6%	\$51,499	43.3%	\$0	0.0%	\$10,573	8.9%	\$62,072	52.2%	\$32,035	★ ★ ★ ★ ★
Rogers Firemen's Relief Assoc	Rogers	01601	\$2,898,168	\$2,525,588	\$372,580	\$192,372	51.6%	\$73,000	19.6%	\$750	0.2%	\$98,149	26.3%	\$171,899	46.1%	\$7,500	★ ★ ★ ★
Rogers Lions Club	Rogers	02630	\$57,340	\$28,990	\$28,350	\$5,635	19.9%	\$23,095	81.5%	\$0	0.0%	\$2,473	8.7%	\$25,568	90.2%	\$19,353	★ ★ ★ ★ ★
Rogers Youth Hockey Association	Rogers	36161	\$13,675,139	\$11,856,002	\$1,819,136	\$689,252	37.9%	\$508,461	28.0%	\$0	0.0%	\$654,479	36.0%	\$1,162,939	63.9%	\$259,659	★ ★ ★ ★ ★
Rollingstone Area Jaycees	Rollingstone	03080	\$426,285	\$355,939	\$70,346	\$49,884	70.9%	\$30,399	43.2%	\$0	0.0%	\$12,299	17.5%	\$42,698	60.7%	\$26,036	★ ★ ★ ★ ★
Rollingstone Fire Fighters Relief Assoc	Rollingstone	03951	\$2,396,115	\$2,003,860	\$392,255	\$215,394	54.9%	\$48,500	12.4%	\$0	0.0%	\$116,652	29.7%	\$165,152	42.1%	\$44,151	★ ★ ★ ★
Roosevelt Arena Assoc	Roosevelt	35373	\$114,935	\$80,875	\$34,060	\$18,960	55.7%	\$8,871	26.0%	\$0	0.0%	\$3,359	9.9%	\$12,230	35.9%	\$13,229	★ ★ ★
Rose Creek Firemens Relief Assoc	Rose Creek	04312	\$308,350	\$254,667	\$53,684	\$26,486	49.3%	\$9,335	17.4%	\$0	0.0%	\$5,709	10.6%	\$15,043	28.0%	\$16,403	★ ★
Rosemount Area Athletic Association	Rosemount	05530	\$1,032,115	\$833,801	\$198,313	\$115,786	58.4%	\$47,322	23.9%	\$0	0.0%	\$44,830	22.6%	\$92,152	46.5%	\$22,081	★ ★ ★ ★
Rosemount Area Hockey Assoc	Rosemount	19062	\$3,972,395	\$3,513,917	\$458,478	\$162,196	35.4%	\$117,316	25.6%	\$0	0.0%	\$169,080	36.9%	\$286,396	62.5%	\$73,591	★ ★ ★ ★ ★
Roseville Youth Hockey Assoc	Roseville	03191	\$4,899,935	\$3,604,360	\$1,295,575	\$643,626	49.7%	\$432,369	33.4%	\$0	0.0%	\$221,584	17.1%	\$653,953	50.5%	\$91,545	★ ★ ★ ★ ★
Rothsay Fire Department Relief Assoc	Rothsay	35875	\$378,971	\$297,466	\$81,505	\$39,458	48.4%	\$40,897	50.2%	\$0	0.0%	\$8,684	10.7%	\$49,581	60.8%	\$16,692	★ ★ ★ ★ ★
Royalton Firemens Relief Assoc	Royalton	02681	\$4,515,809	\$3,849,926	\$665,884	\$356,511	53.5%	\$106,058	15.9%	\$0	0.0%	\$215,277	32.3%	\$321,336	48.3%	\$58,449	★ ★ ★ ★
Rum River Sno Riders Club Inc	Milaca	06925	\$1,772,730	\$1,487,211	\$285,519	\$147,160	51.5%	\$67,836	23.8%	\$0	0.0%	\$52,062	18.2%	\$119,898	42.0%	\$56,180	★ ★ ★ ★
Rush City Sno-Bugs	Rush City	05615	\$2,158,321	\$1,867,323	\$290,998	\$122,496	42.1%	\$90,749	31.2%	\$33,354	11.5%	\$63,667	21.9%	\$187,770	64.5%	\$77,718	★ ★ ★ ★ ★
Rush Lake Improvement Assoc	Rush City	03123	\$5,948,913	\$5,254,804	\$694,109	\$294,330	42.4%	\$120,398	17.3%	\$0	0.0%	\$246,571	35.5%	\$366,969	52.9%	\$325,397	★ ★ ★ ★ ★
Rushford-Peterson Booster Club	Rushford	04693	\$415,354	\$320,283	\$95,072	\$44,473	46.8%	\$32,690	34.4%	\$0	0.0%	\$9,096	9.6%	\$41,786	44.0%	\$9,134	★ ★ ★ ★
Sacred Heart Firemen's Relief Associa	Sacred Heart	02434	\$697,751	\$592,609	\$105,142	\$48,772	46.4%	\$55,125	52.4%	\$0	0.0%	\$13,954	13.3%	\$69,079	65.7%	\$21,762	★ ★ ★ ★ ★
Sandstone Lions Club	Sandstone	02057	\$336,462	\$274,271	\$62,191	\$37,099	59.7%	\$17,150	27.6%	\$0	0.0%	\$6,345	10.2%	\$23,495	37.8%	\$18,534	★ ★ ★
Santiago Lions Club Inc	Becker	34025	\$1,530,962	\$1,281,060	\$249,902	\$141,807	56.7%	\$41,555	16.6%	\$0	0.0%	\$48,984	19.6%	\$90,539	36.2%	\$37,287	★ ★ ★
Sartell Youth Hockey	Sartell	31924	\$4,345,263	\$3,633,483	\$711,780	\$349,502	49.1%	\$175,157	24.6%	\$0	0.0%	\$188,307	26.5%	\$363,464	51.1%	\$57,496	★ ★ ★ ★ ★
Sauk Centre Conservation Club	Sauk Centre	01854	\$1,958,039	\$1,640,604	\$317,435	\$180,998	57.0%	\$58,178	18.3%	\$0	0.0%	\$80,999	25.5%	\$139,177	43.8%	\$49,215	★ ★ ★ ★
Sauk Centre Fire Relief Assoc	Sauk Centre	05439	\$2,190,967	\$1,865,486	\$325,482	\$164,408	50.5%	\$102,000	31.3%	\$0	0.0%	\$86,793	26.7%	\$188,793	58.0%	\$11,824	★ ★ ★ ★ ★
Sauk Centre Youth Hockey Assoc	Sauk Centre	02527	\$888,311	\$729,357	\$158,954	\$87,307	54.9%	\$39,600	24.9%	\$0	0.0%	\$23,577	14.8%	\$63,177	39.7%	\$29,201	★ ★ ★
Sauk Rapids Rice Youth Baseball Assn	Sauk Rapids	35034	\$2,788,134	\$2,337,816	\$450,318	\$247,721	55.0%	\$55,000	12.2%	\$0	0.0%	\$127,340	28.3%	\$182,340	40.5%	\$71,967	★ ★ ★ ★
Sauk Rapids Sportsmen's Club	Sauk Rapids	01329	\$901,260	\$728,601	\$172,659	\$102,300	59.2%	\$39,277	22.7%	\$0	0.0%	\$29,731	17.2%	\$69,008	40.0%	\$52,655	★ ★ ★
Scandia Marine Lions Club	Scandia	06419	\$1,166,475	\$981,546	\$184,929	\$70,228	38.0%	\$89,640	48.5%	\$0	0.0%	\$30,464	16.5%	\$120,104	64.9%	\$51,260	★ ★ ★ ★ ★
Searles Baseball Assoc	New Ulm	02876	\$927,407	\$742,904	\$184,504	\$86,959	47.1%	\$22,646	12.3%	\$780	0.4%	\$25,936	14.1%	\$49,362	26.8%	\$72,870	★ ★
Servicemens Club Inc	Sleepy Eye	01043	\$1,609,580	\$1,380,965	\$228,615	\$98,996	43.3%	\$19,191	8.4%	\$25,046	11.0%	\$66,538	29.1%	\$110,775	48.5%	\$161,166	★ ★ ★ ★

FY2019 Organization Annual Report Summary

by Organization Name

Organization Name	City	License	Gross		Net	Allowable	LAWFUL PURPOSE EXPENDITURES								Retained	Star Rating	
			Receipts	Prizes	Receipts	Expenses	%	Charitable	%	Other	%	Taxes/Fees	%	TOTAL	%		Cash
Shafer Firemens Vol Benefit Assoc	Shafer	02326	\$3,979,477	\$3,503,158	\$476,319	\$212,583	44.6%	\$111,638	23.4%	\$0	0.0%	\$132,795	27.9%	\$244,433	51.3%	\$92,031	★★★★★
Shakopee Lions Club	Shakopee	01576	\$2,291,849	\$1,897,390	\$394,459	\$173,479	44.0%	\$128,105	32.5%	\$0	0.0%	\$91,451	23.2%	\$219,556	55.7%	\$15,381	★★★★★
Shakopee Rotary Club	Shakopee	02844	\$493,433	\$422,938	\$70,495	\$48,676	69.0%	\$14,181	20.1%	\$0	0.0%	\$7,895	11.2%	\$22,076	31.3%	\$9,525	★★★
Shakopee Valley Amateur Hockey Ass	Shakopee	01969	\$1,199,144	\$954,018	\$245,126	\$157,031	64.1%	\$36,500	14.9%	\$0	0.0%	\$66,537	27.1%	\$103,037	42.0%	\$45,761	★★★★
Shaokatan Sportsmen Club	Ivanhoe	02672	\$239,278	\$178,879	\$60,399	\$44,989	74.5%	\$7,285	12.1%	\$0	0.0%	\$4,944	8.2%	\$12,229	20.2%	\$10,190	★★
Sibley Hockey Booster Club	West St. Paul	02467	\$4,860,256	\$4,104,839	\$755,417	\$321,556	42.6%	\$194,789	25.8%	\$0	0.0%	\$236,136	31.3%	\$430,925	57.0%	\$67,688	★★★★★
Silver Lake Lions Club	Silver Lake	02679	\$448,763	\$375,115	\$73,648	\$43,110	58.5%	\$19,706	26.8%	\$0	0.0%	\$8,071	11.0%	\$27,777	37.7%	\$19,894	★★★
Slayton Volunteer Fire Department Re	Slayton	35244	\$385,548	\$323,955	\$61,593	\$39,590	64.3%	\$15,300	24.8%	\$0	0.0%	\$6,532	10.6%	\$21,832	35.4%	\$11,510	★★★
Sleepy Eye Arena Assoc	Sleepy Eye	05389	\$966,117	\$773,405	\$192,712	\$75,282	39.1%	\$86,897	45.1%	\$0	0.0%	\$25,662	13.3%	\$112,559	58.4%	\$45,500	★★★★★
Sleepy Eye Hockey Assoc	Sleepy Eye	02449	\$302,007	\$244,992	\$57,015	\$38,483	67.5%	\$0	0.0%	\$25,500	44.7%	\$6,638	11.6%	\$32,138	56.4%	\$17,809	★★★★★
Sobieski Lions Club	Little Falls	03135	\$630,919	\$516,401	\$114,518	\$52,450	45.8%	\$49,427	43.2%	\$0	0.0%	\$12,086	10.6%	\$61,512	53.7%	\$17,646	★★★★★
South Haven Firemen's Relief Assoc	South Haven	01976	\$3,140,634	\$2,718,799	\$421,835	\$189,681	45.0%	\$108,250	25.7%	\$0	0.0%	\$116,180	27.5%	\$224,430	53.2%	\$69,032	★★★★★
South Robert Street Business Assoc	West St. Paul	00726	\$15,962,604	\$13,696,636	\$2,265,968	\$1,219,407	53.8%	\$189,935	8.4%	\$0	0.0%	\$848,477	37.4%	\$1,038,413	45.8%	\$185,082	★★★★
South St. Paul Lions Club	South St. Paul	02824	\$1,120,260	\$897,964	\$222,296	\$123,756	55.7%	\$46,697	21.0%	\$0	0.0%	\$37,518	16.9%	\$84,215	37.9%	\$23,674	★★★
South St. Paul Youth Hockey Assoc	South St. Paul	02851	\$2,187,482	\$1,831,548	\$355,934	\$195,602	55.0%	\$58,000	16.3%	\$0	0.0%	\$94,293	26.5%	\$152,293	42.8%	\$85,489	★★★★
Spartan End Zone Club	Heights	93697	\$3,033,868	\$2,545,537	\$488,330	\$284,125	58.2%	\$36,836	7.5%	\$5,000	1.0%	\$147,452	30.2%	\$189,288	38.8%	\$36,225	★★★
Spring Grove Commercial Club	Spring Grove	01744	\$132,148	\$106,275	\$25,873	\$10,156	39.3%	\$14,614	56.5%	\$676	2.6%	\$3,202	12.4%	\$18,492	71.5%	\$3,032	★★★★★
Spring Hill Recreation Club	Melrose	02637	\$138,077	\$104,759	\$33,318	\$17,032	51.1%	\$12,760	38.3%	\$0	0.0%	\$3,967	11.9%	\$16,727	50.2%	\$6,118	★★★★★
Spring Lake Park Lions Club	Park	00584	\$19,271,356	\$16,396,113	\$2,875,243	\$1,451,528	50.5%	\$361,724	12.6%	\$500	0.0%	\$987,907	34.4%	\$1,350,131	47.0%	\$453,848	★★★★★
SS. Peter & Paul Church Richmond	Richmond	00912	\$81,582	\$57,005	\$24,577	\$4,002	16.3%	\$14,300	58.2%	\$0	0.0%	\$2,850	11.6%	\$17,150	69.8%	\$23,132	★★★★★
St. Charles Firemens Relief Associatio	St. Charles	05105	\$548,460	\$441,973	\$106,487	\$59,787	56.1%	\$48,225	45.3%	\$0	0.0%	\$12,049	11.3%	\$60,274	56.6%	\$16,072	★★★★★
St. Clair Fire Relief Assoc	St. Clair	02358	\$959,141	\$779,998	\$179,143	\$88,707	49.5%	\$51,150	28.6%	\$0	0.0%	\$29,938	16.7%	\$81,088	45.3%	\$20,602	★★★★
St. Cloud All-City High School Band	St. Cloud	32645	\$1,607,798	\$1,356,031	\$251,768	\$120,210	47.7%	\$56,000	22.2%	\$0	0.0%	\$55,935	22.2%	\$111,935	44.5%	\$53,838	★★★★
St. Cloud Area Golden Gloves Boxing	St. Cloud	03425	\$9,828,815	\$8,385,492	\$1,443,323	\$772,338	53.5%	\$219,323	15.2%	\$0	0.0%	\$476,536	33.0%	\$695,859	48.2%	\$172,606	★★★★★
St. Cloud Senior Men's Rugby Club	Waite Park	92478	\$1,870,323	\$1,562,831	\$307,492	\$199,174	64.8%	\$746	0.2%	\$0	0.0%	\$77,598	25.2%	\$78,344	25.5%	\$60,014	★★
St. Cloud Youth Hockey Association	St. Cloud	04196	\$18,367,950	\$15,829,683	\$2,538,267	\$1,269,958	50.0%	\$324,691	12.8%	\$0	0.0%	\$864,139	34.0%	\$1,188,830	46.8%	\$250,063	★★★★★
St. Hilaire Community Club	St. Hilaire	01076	\$460,785	\$393,998	\$66,787	\$42,353	63.4%	\$22,278	33.4%	\$0	0.0%	\$7,007	10.5%	\$29,286	43.8%	\$42,013	★★★★
St. John Nepomuk Church Lastrup	Lastrup	02115	\$875,939	\$710,082	\$165,857	\$78,139	47.1%	\$62,321	37.6%	\$0	0.0%	\$21,462	12.9%	\$83,783	50.5%	\$23,129	★★★★★
St. Joseph Church Waite Park	Waite Park	01720	\$2,547,502	\$2,159,772	\$387,730	\$179,744	46.4%	\$99,567	25.7%	\$0	0.0%	\$91,189	23.5%	\$190,755	49.2%	\$64,007	★★★★★
St. Joseph Jaycees	St. Joseph	03011	\$404,458	\$343,616	\$60,842	\$39,964	65.7%	\$4,259	7.0%	\$0	0.0%	\$6,128	10.1%	\$10,387	17.1%	\$10,361	★
St. Joseph Lions Club	St. Joseph	02021	\$882,569	\$733,463	\$149,106	\$68,069	45.7%	\$29,794	20.0%	\$0	0.0%	\$21,077	14.1%	\$50,871	34.1%	\$55,987	★★★
St. Katherine Ukrainian Orthodox Chur	Arden Hills	31686	\$6,373,341	\$4,899,423	\$1,473,918	\$900,162	61.1%	\$339,752	23.1%	\$0	0.0%	\$233,553	15.8%	\$573,305	38.9%	\$120,077	★★★
St. Louis Park Hockey Boosters Assoc	St. Louis Park	03238	\$8,552,089	\$7,396,523	\$1,155,566	\$374,010	32.4%	\$496,308	42.9%	\$0	0.0%	\$396,561	34.3%	\$892,869	77.3%	\$49,712	★★★★★
St. Maron Church Minneapolis	Minneapolis	32235	\$7,099,211	\$6,068,138	\$1,031,073	\$556,477	54.0%	\$162,290	15.7%	\$0	0.0%	\$333,186	32.3%	\$495,476	48.1%	\$46,594	★★★★

FY2019 Organization Annual Report Summary

by Organization Name

Organization Name	City	License	Gross		Net	Allowable		LAWFUL PURPOSE EXPENDITURES						Retained	Star Rating		
			Receipts	Prizes	Receipts	Expenses	%	Charitable	%	Other	%	Taxes/Fees	%	TOTAL		%	Cash
St. Martin Commercial Club	St. Martin	03161	\$257,710	\$212,673	\$45,037	\$14,572	32.4%	\$25,001	55.5%	\$0	0.0%	\$7,111	15.8%	\$32,113	71.3%	\$18,512	★★★★★
St. Mathias Parks & Recreation	Fort Ripley	04215	\$504,223	\$422,444	\$81,779	\$48,396	59.2%	\$22,000	26.9%	\$0	0.0%	\$8,651	10.6%	\$30,651	37.5%	\$12,065	★★★
St. Michael Albertville Youth Hockey	St. Michael	03888	\$9,065,568	\$7,945,121	\$1,120,447	\$572,824	51.1%	\$137,468	12.3%	\$0	0.0%	\$340,688	30.4%	\$478,157	42.7%	\$141,933	★★★★
St. Paul Festival & Heritage Foundatio	St. Paul	04985	\$3,124,334	\$2,527,697	\$596,636	\$335,468	56.2%	\$73,140	12.3%	\$0	0.0%	\$185,466	31.1%	\$258,606	43.3%	\$22,769	★★★★
St. Paul Fire Fighters Local 21	St. Paul	03046	\$11,578,513	\$9,902,231	\$1,676,282	\$968,731	57.8%	\$122,851	7.3%	\$0	0.0%	\$618,331	36.9%	\$741,183	44.2%	\$41,230	★★★★
St. Paul Midway Lions Club Foundatio	St. Paul	05186	\$2,905,566	\$2,453,011	\$452,555	\$275,200	60.8%	\$31,583	7.0%	\$0	0.0%	\$149,891	33.1%	\$181,474	40.1%	\$87,882	★★★★
St. Paul Park Newport Lions Club	St. Paul Park	01107	\$5,450,231	\$4,683,306	\$766,925	\$404,850	52.8%	\$118,271	15.4%	\$0	0.0%	\$250,791	32.7%	\$369,062	48.1%	\$20,648	★★★★
St. Paul Serves Foundation	St. Paul	93517	\$3,705,658	\$3,059,351	\$646,306	\$376,710	58.3%	\$42,166	6.5%	\$0	0.0%	\$234,880	36.3%	\$277,046	42.9%	\$33,290	★★★★
St. Peter Red Men Club	St. Peter	00249	\$3,573,131	\$3,042,959	\$530,172	\$289,865	54.7%	\$41,145	7.8%	\$42,425	8.0%	\$169,882	32.0%	\$253,453	47.8%	\$24,231	★★★★
St. Philip Church Litchfield	Litchfield	00809	\$1,210,519	\$998,015	\$212,504	\$122,897	57.8%	\$55,753	26.2%	\$0	0.0%	\$45,464	21.4%	\$101,217	47.6%	\$22,319	★★★★
St. Rosa Jaycees	Freeport	00975	\$2,085,969	\$1,768,684	\$317,285	\$153,090	48.3%	\$74,928	23.6%	\$0	0.0%	\$84,542	26.6%	\$159,470	50.3%	\$118,266	★★★★★
St. Stephen Firefighters Relief Assoc	St. Stephen	00890	\$1,087,001	\$919,123	\$167,878	\$80,472	47.9%	\$54,000	32.2%	\$0	0.0%	\$24,949	14.9%	\$78,949	47.0%	\$14,797	★★★★
St. Wendel Athletic Association	Avon	02780	\$50,114	\$36,430	\$13,684	\$5,970	43.6%	\$2,875	21.0%	\$0	0.0%	\$1,275	9.3%	\$4,151	30.3%	\$5,017	★★★
Stacy Lions Club	Stacy	01897	\$2,199,757	\$1,889,528	\$310,229	\$130,045	41.9%	\$99,462	32.1%	\$0	0.0%	\$78,562	25.3%	\$178,024	57.4%	\$36,971	★★★★★
Stacy-Lent Fire Relief Assoc	Stacy	03573	\$2,037,693	\$1,733,238	\$304,455	\$122,722	40.3%	\$115,650	38.0%	\$0	0.0%	\$76,088	25.0%	\$191,738	63.0%	\$24,599	★★★★★
Staples Fire Dept Relief Assoc	Staples	77015	\$359,905	\$294,273	\$65,632	\$30,678	46.7%	\$22,350	34.1%	\$0	0.0%	\$6,845	10.4%	\$29,195	44.5%	\$32,966	★★★★
Staples Host Lions	Staples	01785	\$1,283,655	\$1,110,338	\$173,317	\$93,618	54.0%	\$29,581	17.1%	\$0	0.0%	\$25,588	14.8%	\$55,169	31.8%	\$7,898	★★★
Starbuck Fire Department Aux	Starbuck	93240	\$1,026,565	\$877,899	\$148,666	\$85,097	57.2%	\$42,970	28.9%	\$0	0.0%	\$22,167	14.9%	\$65,137	43.8%	\$22,313	★★★★
Steele County Snowmobile Trail Assoc	Prairie	04992	\$2,712,161	\$2,309,994	\$402,167	\$225,752	56.1%	\$31,711	7.9%	\$30,200	7.5%	\$123,632	30.7%	\$185,543	46.1%	\$40,946	★★★★
Stephen Argyle Booster Club	Argyle	04654	\$293,468	\$252,899	\$40,569	\$22,255	54.9%	\$16,285	40.1%	\$0	0.0%	\$4,649	11.5%	\$20,934	51.6%	\$7,012	★★★★★
Stewart Lions Club	Stewart	02390	\$495,598	\$410,133	\$85,465	\$48,830	57.1%	\$33,750	39.5%	\$0	0.0%	\$7,678	9.0%	\$41,428	48.5%	\$2,876	★★★★
Stewartville Fire Relief Assoc	Stewartville	04261	\$2,148,658	\$1,831,714	\$316,943	\$192,364	60.7%	\$47,800	15.1%	\$0	0.0%	\$86,726	27.4%	\$134,526	42.4%	\$41,398	★★★★
Stockton Area Promotional Group	Winona	00909	\$1,039,910	\$887,313	\$152,597	\$90,752	59.5%	\$41,232	27.0%	\$0	0.0%	\$20,343	13.3%	\$61,575	40.4%	\$47,378	★★★★
Sturgeon Lake Lions Club	Sturgeon Lake	01888	\$541,782	\$432,712	\$109,070	\$47,619	43.7%	\$54,766	50.2%	\$0	0.0%	\$12,188	11.2%	\$66,954	61.4%	\$24,072	★★★★★
Swanville Dollars for Scholars	Burtrum	31494	\$1,117,474	\$902,257	\$215,217	\$111,767	51.9%	\$63,590	29.5%	\$0	0.0%	\$43,912	20.4%	\$107,502	50.0%	\$61,635	★★★★
Swanville Lions Club	Swanville	02126	\$1,072,291	\$844,810	\$227,481	\$100,529	44.2%	\$85,050	37.4%	\$0	0.0%	\$40,463	17.8%	\$125,513	55.2%	\$30,666	★★★★★
Tamarack Sno Flyers Inc	Tamarack	07093	\$1,097,664	\$947,194	\$150,470	\$89,187	59.3%	\$44,014	29.3%	\$0	0.0%	\$20,911	13.9%	\$64,924	43.1%	\$14,233	★★★★
Tartan Area Youth Hockey Associatio	Oakdale	03397	\$5,636,845	\$4,786,550	\$850,295	\$435,663	51.2%	\$150,000	17.6%	\$0	0.0%	\$285,505	33.6%	\$435,505	51.2%	\$92,703	★★★★★
Ted Williams Museum & Hitters Hall of	Hernando	93396	\$952,098	\$384,531	\$567,567	\$234,603	41.3%	\$308,925	54.4%	\$0	0.0%	\$38,632	6.8%	\$347,557	61.2%	\$149,935	★★★★★
The Church of St. Lawrence of Duelm	Foley	01080	\$622,808	\$495,790	\$127,019	\$61,153	48.1%	\$51,649	40.7%	\$0	0.0%	\$13,234	10.4%	\$64,883	51.1%	\$19,945	★★★★★
The Crossing Arts Alliance	Brainerd	33604	\$504,027	\$403,765	\$100,262	\$51,626	51.5%	\$42,000	41.9%	\$0	0.0%	\$11,751	11.7%	\$53,751	53.6%	\$4,057	★★★★★
The Fairfax Fire Dept	Fairfax	93720	\$100,940	\$81,892	\$19,048	\$8,831	46.4%	\$10,000	52.5%	\$0	0.0%	\$2,005	10.5%	\$12,005	63.0%	\$17,781	★★★★★
The Govenaires Performing Arts Assoc	St. Peter	04870	\$4,054,425	\$3,453,163	\$601,262	\$302,547	50.3%	\$66,846	11.1%	\$15,896	2.6%	\$201,587	33.5%	\$284,329	47.3%	\$57,501	★★★★
The Hallock Fireman's Relief Associati	Hallock	93682	\$176,913	\$144,069	\$32,844	\$12,942	39.4%	\$14,399	43.8%	\$0	0.0%	\$9,935	30.2%	\$24,334	74.1%	\$37,622	★★★★★

FY2019 Organization Annual Report Summary

by Organization Name

Organization Name	City	License	Gross		Net	Allowable		LAWFUL PURPOSE EXPENDITURES						Retained	Star Rating		
			Receipts	Prizes	Receipts	Expenses	%	Charitable	%	Other	%	Taxes/Fees	%	TOTAL		%	Cash
The Oakdale Athletic Association	Oakdale	82019	\$2,408,283	\$1,999,405	\$408,879	\$223,466	54.7%	\$79,610	19.5%	\$0	0.0%	\$91,615	22.4%	\$171,225	41.9%	\$62,548	★★★★
The Twin Cities Wrestling Club, Inc	Minneapolis	30866	\$904,872	\$729,481	\$175,391	\$105,729	60.3%	\$53,000	30.2%	\$0	0.0%	\$33,149	18.9%	\$86,149	49.1%	\$32,294	★★★★
Thief River Falls Amateur Hockey Assn	Falls	02008	\$1,793,406	\$1,482,501	\$310,904	\$148,235	47.7%	\$98,000	31.5%	\$0	0.0%	\$67,285	21.6%	\$165,285	53.2%	\$18,496	★★★★★
Thief River Falls Take Down Club	Falls	36491	\$2,909,760	\$2,525,160	\$384,600	\$173,130	45.0%	\$88,594	23.0%	\$0	0.0%	\$108,061	28.1%	\$196,655	51.1%	\$19,536	★★★★★
TMB Sports Club	Milroy	92328	\$340,388	\$280,078	\$60,310	\$29,156	48.3%	\$21,690	36.0%	\$0	0.0%	\$7,580	12.6%	\$29,270	48.5%	\$9,588	★★★★
Todd Area Trail Assoc	Browerville	05048	\$607,458	\$501,072	\$106,386	\$67,621	63.6%	\$22,318	21.0%	\$0	0.0%	\$13,432	12.6%	\$35,750	33.6%	\$13,140	★★★
Tower Firemens Relief Assoc	Tower	02771	\$416,116	\$337,414	\$78,702	\$49,204	62.5%	\$23,444	29.8%	\$0	0.0%	\$7,570	9.6%	\$31,015	39.4%	\$9,981	★★★
Tri-Lakes Sportsmen's Club	Lonsdale	02251	\$2,349,448	\$1,990,820	\$358,628	\$197,006	54.9%	\$69,531	19.4%	\$0	0.0%	\$99,390	27.7%	\$168,921	47.1%	\$27,659	★★★★
Truman Baseball/Softball Association	Truman	05716	\$991,964	\$835,026	\$156,938	\$93,394	59.5%	\$23,637	15.1%	\$7,040	4.5%	\$25,986	16.6%	\$56,663	36.1%	\$57,321	★★★
Turn In Poachers Ottertail Chapter	Detroit Lakes	05574	\$5,116,266	\$4,196,475	\$919,791	\$541,744	58.9%	\$94,692	10.3%	\$0	0.0%	\$248,932	27.1%	\$343,624	37.4%	\$317,155	★★★
Two Harbors Youth Hockey Associatio	Two Harbors	05594	\$991,478	\$841,411	\$150,067	\$95,149	63.4%	\$25,416	16.9%	\$0	0.0%	\$21,950	14.6%	\$47,366	31.6%	\$3,569	★★★
Ulen Fire Dept Relief Association	Ulen	02676	\$499,344	\$411,730	\$87,614	\$33,337	38.0%	\$44,802	51.1%	\$0	0.0%	\$9,346	10.7%	\$54,148	61.8%	\$43,952	★★★★★
Underwood Lions Club	Underwood	04646	\$432,536	\$344,943	\$87,593	\$44,753	51.1%	\$26,433	30.2%	\$2,200	2.5%	\$9,655	11.0%	\$38,288	43.7%	\$29,454	★★★★
Union Center Inc	Albert Lea	00423	\$330,973	\$263,983	\$66,990	\$39,954	59.6%	\$9,202	13.7%	\$11,112	16.6%	\$7,389	11.0%	\$27,703	41.4%	\$28,572	★★★★
Upper Red Lake Area Assoc	Waskish	02724	\$784,870	\$640,846	\$144,024	\$82,242	57.1%	\$44,674	31.0%	\$0	0.0%	\$21,101	14.7%	\$65,775	45.7%	\$26,965	★★★★
Upsala Lions Club	Upsala	01811	\$833,906	\$704,225	\$129,681	\$65,943	50.9%	\$54,905	42.3%	\$0	0.0%	\$13,473	10.4%	\$68,378	52.7%	\$17,961	★★★★★
Urbank Lions Club	Parkers Prairie	01639	\$732,239	\$599,217	\$133,022	\$59,523	44.7%	\$61,946	46.6%	\$0	0.0%	\$13,764	10.3%	\$75,710	56.9%	\$31,609	★★★★★
Vadnais Heights Firefighters Relief As	Heights	02440	\$3,390,755	\$3,014,602	\$376,153	\$197,731	52.6%	\$95,404	25.4%	\$0	0.0%	\$116,626	31.0%	\$212,030	56.4%	\$92,595	★★★★★
Valley Crest Riders Snowmobile Club	Rushford	36149	\$335,367	\$262,841	\$72,526	\$45,921	63.3%	\$4,453	6.1%	\$17,406	24.0%	\$8,160	11.3%	\$30,019	41.4%	\$7,395	★★★★
Verndale Lions Club	Verndale	01684	\$334,900	\$278,750	\$56,150	\$29,220	52.0%	\$20,125	35.8%	\$0	0.0%	\$4,673	8.3%	\$24,798	44.2%	\$67,374	★★★★
Vernon Center Firemen's Relief Assoc	Vernon Center	02006	\$118,777	\$96,321	\$22,456	\$10,825	48.2%	\$10,850	48.3%	\$0	0.0%	\$2,884	12.8%	\$13,734	61.2%	\$5,710	★★★★★
Veseli Area Lions Club	Lonsdale	92581	\$633,831	\$534,551	\$99,281	\$56,827	57.2%	\$31,901	32.1%	\$0	0.0%	\$11,318	11.4%	\$43,219	43.5%	\$31,076	★★★★
Veterans Club Inc	Onamia	00374	\$1,102,860	\$949,128	\$153,732	\$84,776	55.1%	\$15,259	9.9%	\$22,267	14.5%	\$25,608	16.7%	\$63,134	41.1%	\$107,928	★★★★
VFW Post 1112 Little Falls	Little Falls	00124	\$802,725	\$661,982	\$140,743	\$83,046	59.0%	\$3,526	2.5%	\$28,917	20.5%	\$16,844	12.0%	\$49,288	35.0%	\$25,989	★★★
VFW Post 1210 Hastings	Hastings	00149	\$415,775	\$344,599	\$71,176	\$37,557	52.8%	\$38,830	54.6%	\$3,526	5.0%	\$8,491	11.9%	\$50,847	71.4%	\$27,492	★★★★★
VFW Post 1215 Rochester	Rochester	00405	\$3,223,349	\$2,682,340	\$541,010	\$286,412	52.9%	\$30,442	5.6%	\$61,707	11.4%	\$138,729	25.6%	\$230,878	42.7%	\$47,694	★★★★
VFW Post 1216 Austin	Austin	00167	\$1,108,530	\$933,367	\$175,163	\$96,964	55.4%	\$27,304	15.6%	\$17,915	10.2%	\$25,133	14.3%	\$70,353	40.2%	\$23,508	★★★★
VFW Post 1223	Dilworth	00021	\$1,907,559	\$1,556,867	\$350,692	\$211,484	60.3%	\$34,134	9.7%	\$37,826	10.8%	\$62,273	17.8%	\$134,233	38.3%	\$174	★★★
VFW Post 1287 Winona	Winona	00156	\$1,888,552	\$1,591,758	\$296,794	\$158,890	53.5%	\$18,145	6.1%	\$25,356	8.5%	\$77,060	26.0%	\$120,562	40.6%	\$74,714	★★★★
VFW Post 1296 Bloomington	Bloomington	00150	\$2,802,450	\$2,392,152	\$410,298	\$209,576	51.1%	\$65,871	16.1%	\$70,961	17.3%	\$113,293	27.6%	\$250,125	61.0%	\$182,257	★★★★★
VFW Post 1350 North St. Paul	North St. Paul	00016	\$1,916,479	\$1,598,639	\$317,839	\$188,482	59.3%	\$15,050	4.7%	\$34,292	10.8%	\$71,571	22.5%	\$120,913	38.0%	\$32,463	★★★
VFW Post 1403 Benson	Benson	00377	\$1,034,867	\$881,021	\$153,846	\$87,819	57.1%	\$15,616	10.2%	\$20,871	13.6%	\$29,917	19.4%	\$66,403	43.2%	\$26,776	★★★★
VFW Post 141 Kenyon	Kenyon	00019	\$460,405	\$385,151	\$75,254	\$42,075	55.9%	\$4,169	5.5%	\$18,386	24.4%	\$8,880	11.8%	\$31,434	41.8%	\$10,946	★★★★
VFW Post 1639 Willmar	Willmar	00061	\$2,042,266	\$1,768,639	\$273,627	\$128,341	46.9%	\$27,787	10.2%	\$43,831	16.0%	\$76,367	27.9%	\$147,986	54.1%	\$63,636	★★★★★

FY2019 Organization Annual Report Summary

by Organization Name

Organization Name	City	License	Gross		Net	Allowable	LAWFUL PURPOSE EXPENDITURES								Retained	Star Rating	
			Receipts	Prizes	Receipts	Expenses	%	Charitable	%	Other	%	Taxes/Fees	%	TOTAL	%		Cash
VFW Post 1642 Waseca	Waseca	00385	\$855,213	\$692,373	\$162,840	\$96,762	59.4%	\$21,893	13.4%	\$37,152	22.8%	\$23,080	14.2%	\$82,125	50.4%	\$15,009	★★★★★
VFW Post 1647 Brainerd	Brainerd	00475	\$3,843,338	\$3,241,967	\$601,371	\$305,008	50.7%	\$95,927	16.0%	\$53,988	9.0%	\$192,579	32.0%	\$342,495	57.0%	\$46,891	★★★★★
VFW Post 1656 Madison	Madison	00477	\$130,982	\$102,959	\$28,024	\$19,660	70.2%	\$135	0.5%	\$5,725	20.4%	\$3,220	11.5%	\$9,080	32.4%	\$16,425	★★★
VFW Post 1676 Detroit Lakes	Detroit Lakes	00008	\$1,494,146	\$1,239,210	\$254,936	\$133,855	52.5%	\$13,965	5.5%	\$41,988	16.5%	\$40,945	16.1%	\$96,897	38.0%	\$67,078	★★★
VFW Post 1720 Grand Rapids	Grand Rapids	00356	\$782,876	\$643,285	\$139,590	\$95,935	68.7%	\$16,083	11.5%	\$15,082	10.8%	\$19,468	13.9%	\$50,632	36.3%	\$48,601	★★★
VFW Post 1757 Cook	Cook	00390	\$284,734	\$230,520	\$54,214	\$18,418	34.0%	\$11,892	21.9%	\$11,827	21.8%	\$6,747	12.4%	\$30,466	56.2%	\$19,116	★★★★★
VFW Post 1778 Wells	Wells	00043	\$940,504	\$789,752	\$150,752	\$56,446	37.4%	\$18,619	12.4%	\$35,469	23.5%	\$22,065	14.6%	\$76,152	50.5%	\$39,727	★★★★★
VFW Post 1782 White Bear Lake	Lake	00394	\$2,912,584	\$2,487,240	\$425,344	\$195,025	45.9%	\$18,433	4.3%	\$41,325	9.7%	\$139,432	32.8%	\$199,189	46.8%	\$91,618	★★★★
VFW Post 1783 Young America	Young America	00711	\$1,343,610	\$1,146,250	\$197,360	\$94,068	47.7%	\$61,617	31.2%	\$48	0.0%	\$38,800	19.7%	\$100,465	50.9%	\$15,048	★★★★★
VFW Post 1791 Chaska	Chaska	00319	\$2,525,443	\$2,170,513	\$354,930	\$166,373	46.9%	\$22,966	6.5%	\$40,413	11.4%	\$90,352	25.5%	\$153,731	43.3%	\$89,291	★★★★
VFW Post 1802 Zumbro Falls	Zumbro Falls	01917	\$935,373	\$818,925	\$116,448	\$53,193	45.7%	\$20,800	17.9%	\$7,744	6.6%	\$19,420	16.7%	\$47,964	41.2%	\$77,019	★★★★
VFW Post 1803 Le Center	Le Center	00231	\$525,940	\$432,858	\$93,082	\$36,458	39.2%	\$10,900	11.7%	\$12,761	13.7%	\$16,485	17.7%	\$40,146	43.1%	\$36,748	★★★★
VFW Post 1816 Garrison	Garrison	00205	\$1,972,566	\$1,624,307	\$348,259	\$169,425	48.6%	\$48,309	13.9%	\$36,824	10.6%	\$78,610	22.6%	\$163,743	47.0%	\$44,187	★★★★
VFW Post 1825 Belgrade	Belgrade	00887	\$117,261	\$95,727	\$21,534	\$11,333	52.6%	\$1,430	6.6%	\$6,228	28.9%	\$2,866	13.3%	\$10,524	48.9%	\$4,893	★★★★
VFW Post 1902 Crookston	Crookston	00057	\$1,173,244	\$977,016	\$196,228	\$137,951	70.3%	\$4,840	2.5%	\$21,683	11.0%	\$36,840	18.8%	\$63,363	32.3%	\$14,464	★★★
VFW Post 1914 St. James	St. James	00532	\$1,167,475	\$1,000,905	\$166,569	\$81,071	48.7%	\$22,499	13.5%	\$21,352	12.8%	\$30,714	18.4%	\$74,565	44.8%	\$24,536	★★★★
VFW Post 210 Lakeville	Lakeville	00723	\$234,617	\$190,812	\$43,805	\$15,000	34.2%	\$21,370	48.8%	\$0	0.0%	\$4,429	10.1%	\$25,799	58.9%	\$1,048	★★★★★
VFW Post 230 Columbia Heights	Heights	00012	\$2,428,394	\$2,044,371	\$384,024	\$218,431	56.9%	\$12,689	3.3%	\$6,610	1.7%	\$99,175	25.8%	\$118,473	30.9%	\$17,562	★★★
VFW Post 246 Minneapolis	Minneapolis	00151	\$2,923,064	\$2,515,818	\$407,247	\$235,470	57.8%	\$46,594	11.4%	\$8,349	2.1%	\$124,824	30.7%	\$179,767	44.1%	\$9,752	★★★★
VFW Post 2553 Redwood Falls	Redwood Falls	00024	\$148,014	\$113,053	\$34,961	\$16,515	47.2%	\$1,465	4.2%	\$14,107	40.4%	\$4,188	12.0%	\$19,760	56.5%	\$3,088	★★★★★
VFW Post 2735 Isanti	Isanti	00291	\$3,091,483	\$2,720,389	\$371,094	\$154,186	41.5%	\$53,399	14.4%	\$51,894	14.0%	\$116,156	31.3%	\$221,449	59.7%	\$29,328	★★★★★
VFW Post 2747 Aux McGregor	McGregor	93098	\$105,190	\$88,162	\$17,028	\$7,388	43.4%	\$7,443	43.7%	\$0	0.0%	\$2,282	13.4%	\$9,725	57.1%	\$6,323	★★★★★
VFW Post 2793 Thief River Falls	Falls	00404	\$2,339,203	\$1,961,814	\$377,389	\$208,451	55.2%	\$39,760	10.5%	\$49,523	13.1%	\$88,186	23.4%	\$177,469	47.0%	\$48,621	★★★★
VFW Post 2818 Litchfield	Litchfield	00165	\$1,913,960	\$1,575,396	\$338,564	\$159,270	47.0%	\$61,459	18.2%	\$1,245	0.4%	\$76,031	22.5%	\$138,735	41.0%	\$40,890	★★★★
VFW Post 2948 International Falls	Falls	00071	\$953,503	\$736,821	\$216,682	\$119,567	55.2%	\$27,569	12.7%	\$27,039	12.5%	\$28,769	13.3%	\$83,376	38.5%	\$27,163	★★★
VFW Post 295 South St. Paul	South St. Paul	00052	\$601,015	\$523,109	\$77,906	\$74,681	95.9%	\$8,814	11.3%	\$7,274	9.3%	\$13,246	17.0%	\$29,334	37.7%	\$9,991	★★★
VFW Post 323 Aux Stillwater	Heights	92402	\$404,484	\$339,119	\$65,365	\$38,529	58.9%	\$12,445	19.0%	\$2,095	3.2%	\$7,723	11.8%	\$22,263	34.1%	\$15,867	★★★
VFW Post 3289 New York Mills	New York Mills	00401	\$912,196	\$748,416	\$163,780	\$95,362	58.2%	\$23,690	14.5%	\$18,540	11.3%	\$17,528	10.7%	\$59,759	36.5%	\$33,896	★★★
VFW Post 363 Fridley	Fridley	00552	\$775,859	\$629,266	\$146,593	\$113,485	77.4%	\$11,942	8.1%	\$16,444	11.2%	\$22,363	15.3%	\$50,749	34.6%	-\$8,410	★★★
VFW Post 3723 Owatonna	Owatonna	00379	\$915,876	\$736,511	\$179,365	\$98,427	54.9%	\$46,198	25.8%	\$0	0.0%	\$30,886	17.2%	\$77,084	43.0%	\$32,605	★★★★
VFW Post 380 Montevideo	Montevideo	00408	\$617,209	\$524,314	\$92,895	\$63,061	67.9%	\$14,796	15.9%	\$13,710	14.8%	\$11,910	12.8%	\$40,417	43.5%	\$10,155	★★★★
VFW Post 3817 East Grand Forks	Forks	00523	\$3,747,651	\$3,108,780	\$638,871	\$310,280	48.6%	\$63,401	9.9%	\$51,384	8.0%	\$176,999	27.7%	\$291,784	45.7%	\$280,978	★★★★
VFW Post 3828 Kennedy	Kennedy	00956	\$182,911	\$152,235	\$30,676	\$18,020	58.7%	\$4,255	13.9%	\$9,760	31.8%	\$3,365	11.0%	\$17,379	56.7%	\$849	★★★★★
VFW Post 3839 Jenkins	Pequot Lakes	02259	\$861,591	\$663,680	\$197,911	\$132,911	67.2%	\$17,048	8.6%	\$21,659	10.9%	\$25,365	12.8%	\$64,072	32.4%	\$2,865	★★★

FY2019 Organization Annual Report Summary

by Organization Name

Organization Name	City	License	Gross		Net	Allowable		LAWFUL PURPOSE EXPENDITURES								Retained	Star Rating
			Receipts	Prizes	Receipts	Expenses	%	Charitable	%	Other	%	Taxes/Fees	%	TOTAL	%	Cash	
VFW Post 3915 Brooklyn Park	Brooklyn Park	00632	\$3,878,824	\$3,371,894	\$506,930	\$265,593	52.4%	\$27,854	5.5%	\$47,969	9.5%	\$156,029	30.8%	\$231,851	45.7%	\$114,176	★★★★
VFW Post 3922 Wadena	Wadena	01724	\$1,032,857	\$863,148	\$169,709	\$98,576	58.1%	\$13,952	8.2%	\$16,584	9.8%	\$30,519	18.0%	\$61,054	36.0%	\$110,678	★★★
VFW Post 3964 Ortonville	Ortonville	03141	\$74,325	\$48,904	\$25,421	\$4,922	19.4%	\$6,140	24.2%	\$9,506	37.4%	\$3,417	13.4%	\$19,063	75.0%	\$8,944	★★★★★
VFW Post 3979 Cloquet	Cloquet	00422	\$737,304	\$628,229	\$109,075	\$52,722	48.3%	\$18,473	16.9%	\$26,728	24.5%	\$14,298	13.1%	\$59,499	54.5%	\$15,797	★★★★★
VFW Post 4046 Shakopee	Shakopee	00293	\$1,827,278	\$1,542,849	\$284,428	\$128,980	45.3%	\$0	0.0%	\$69,666	24.5%	\$66,973	23.5%	\$136,639	48.0%	\$23,300	★★★★
VFW Post 4086 Wabasha	Wabasha	00369	\$986,115	\$797,173	\$188,942	\$91,359	48.4%	\$38,739	20.5%	\$15,451	8.2%	\$38,148	20.2%	\$92,338	48.9%	\$22,723	★★★★
VFW Post 4114 Spring Valley	Spring Valley	00048	\$1,490,241	\$1,247,277	\$242,964	\$153,754	63.3%	\$32,919	13.5%	\$7,062	2.9%	\$45,096	18.6%	\$85,076	35.0%	\$42,050	★★★
VFW Post 4210 Forest Lake	Forest Lake	00272	\$3,270,427	\$2,716,222	\$554,205	\$277,799	50.1%	\$46,263	8.3%	\$75,101	13.6%	\$160,090	28.9%	\$281,454	50.8%	\$39,028	★★★★★
VFW Post 425 Hopkins	Hopkins	00185	\$4,344,678	\$3,778,823	\$565,856	\$211,216	37.3%	\$39,386	7.0%	\$63,976	11.3%	\$182,565	32.3%	\$285,927	50.5%	\$448,880	★★★★★
VFW Post 428 St. Cloud	St. Cloud	00813	\$1,904,533	\$1,639,339	\$265,194	\$119,783	45.2%	\$26,210	9.9%	\$45,596	17.2%	\$63,427	23.9%	\$135,233	51.0%	\$97,372	★★★★★
VFW Post 4393 Northfield	Northfield	00025	\$1,595,867	\$1,285,560	\$310,307	\$119,861	38.6%	\$93,587	30.2%	\$30,495	9.8%	\$70,693	22.8%	\$194,774	62.8%	\$24,557	★★★★★
VFW Post 4452 Cannon Falls	Cannon Falls	00020	\$548,994	\$443,701	\$105,293	\$39,043	37.1%	\$32,626	31.0%	\$14,257	13.5%	\$12,338	11.7%	\$59,220	56.2%	\$23,779	★★★★★
VFW Post 4582 Starbuck	Starbuck	00056	\$1,227,552	\$1,017,967	\$209,585	\$138,185	65.9%	\$23,919	11.4%	\$15,251	7.3%	\$36,329	17.3%	\$75,499	36.0%	\$21,169	★★★
VFW Post 4743 Lakefield	Lakefield	00059	\$60,146	\$48,525	\$11,621	\$7,026	60.5%	\$0	0.0%	\$2,250	19.4%	\$1,849	15.9%	\$4,099	35.3%	\$1,557	★★★
VFW Post 4847 East St. Cloud	St. Cloud	00454	\$2,480,698	\$2,048,712	\$431,986	\$178,919	41.4%	\$31,971	7.4%	\$64,216	14.9%	\$111,538	25.8%	\$207,724	48.1%	\$160,992	★★★★
VFW Post 4930 Warroad	Warroad	05586	\$464,774	\$394,780	\$69,994	\$44,700	63.9%	\$16,273	23.2%	\$1,481	2.1%	\$7,125	10.2%	\$24,879	35.5%	\$8,301	★★★
VFW Post 494 Crystal	Crystal	00155	\$4,057,655	\$3,319,452	\$738,204	\$300,880	40.8%	\$109,803	14.9%	\$99,482	13.5%	\$223,656	30.3%	\$432,942	58.6%	\$122,568	★★★★★
VFW Post 4955 Appleton	Appleton	00098	\$337,355	\$277,269	\$60,086	\$37,629	62.6%	\$7,631	12.7%	\$15,950	26.5%	\$7,063	11.8%	\$30,643	51.0%	\$11,660	★★★★★
VFW Post 5102 Glencoe	Glencoe	00161	\$584,470	\$484,915	\$99,555	\$54,254	54.5%	\$7,275	7.3%	\$19,656	19.7%	\$11,601	11.7%	\$38,532	38.7%	\$38,070	★★★
VFW Post 5252 Pelican Rapids	Pelican Rapids	02132	\$1,979,530	\$1,638,656	\$340,874	\$186,539	54.7%	\$24,664	7.2%	\$51,419	15.1%	\$76,003	22.3%	\$152,086	44.6%	\$82,023	★★★★
VFW Post 5460 Watkins	Watkins	03052	\$1,255,393	\$1,065,733	\$189,659	\$102,382	54.0%	\$46,671	24.6%	\$1,761	0.9%	\$35,261	18.6%	\$83,693	44.1%	\$64,806	★★★★
VFW Post 5518 Elk River	Elk River	01667	\$2,119,798	\$1,816,314	\$303,484	\$138,480	45.6%	\$52,244	17.2%	\$14,020	4.6%	\$90,834	29.9%	\$157,098	51.8%	\$144,264	★★★★★
VFW Post 5555 Richfield	Richfield	00073	\$2,309,841	\$1,899,139	\$410,702	\$209,437	51.0%	\$16,368	4.0%	\$68,793	16.8%	\$110,720	27.0%	\$195,882	47.7%	\$63,072	★★★★
VFW Post 5727 Zumbrota	Zumbrota	00018	\$1,868,669	\$1,560,523	\$308,146	\$157,471	51.1%	\$28,583	9.3%	\$38,514	12.5%	\$73,501	23.9%	\$140,599	45.6%	\$29,216	★★★★
VFW Post 6031 Arlington	Arlington	00544	\$596,403	\$491,395	\$105,008	\$48,738	46.4%	\$43,415	41.3%	\$0	0.0%	\$13,442	12.8%	\$56,857	54.1%	\$21,299	★★★★★
VFW Post 612 Fergus Falls	Fergus Falls	00162	\$2,778,974	\$2,249,975	\$529,000	\$295,152	55.8%	\$63,454	12.0%	\$51,618	9.8%	\$113,238	21.4%	\$228,310	43.2%	\$15,951	★★★★
VFW Post 6206 Menahga	Menahga	00132	\$577,266	\$459,952	\$117,314	\$60,193	51.3%	\$30,112	25.7%	\$9,197	7.8%	\$12,884	11.0%	\$52,193	44.5%	\$55,418	★★★★
VFW Post 6208 Prior Lake	Prior Lake	00295	\$621,601	\$473,884	\$147,717	\$42,191	28.6%	\$25,829	17.5%	\$59,908	40.6%	\$15,907	10.8%	\$101,644	68.8%	\$55,660	★★★★★
VFW Post 6316 Blaine	Blaine	01298	\$3,222,582	\$2,701,206	\$521,377	\$241,742	46.4%	\$19,953	3.8%	\$82,442	15.8%	\$170,748	32.7%	\$273,143	52.4%	\$80,252	★★★★★
VFW Post 6587 Spring Lake Park	Park	00027	\$1,273,015	\$1,079,696	\$193,320	\$127,726	66.1%	\$2,951	1.5%	\$36,601	18.9%	\$34,975	18.1%	\$74,528	38.6%	-\$8,778	★★★
VFW Post 6690 Mendota	Mendota	00629	\$2,478,933	\$2,201,938	\$276,995	\$144,104	52.0%	\$57,867	20.9%	\$16,407	5.9%	\$66,867	24.1%	\$141,141	51.0%	\$12,855	★★★★★
VFW Post 6992 Sauk Rapids	Sauk Rapids	00424	\$1,821,634	\$1,499,886	\$321,749	\$124,259	38.6%	\$59,277	18.4%	\$42,228	13.1%	\$68,379	21.3%	\$169,883	52.8%	\$156,531	★★★★★
VFW Post 7050 Melrose	Melrose	00297	\$171,443	\$141,344	\$30,099	\$16,972	56.4%	\$12,649	42.0%	\$2,681	8.9%	\$3,554	11.8%	\$18,884	62.7%	\$6,480	★★★★★
VFW Post 7051 West Metro	Crystal	00159	\$7,655	\$2,840	\$4,815	\$535	11.1%	\$1,709	35.5%	\$0	0.0%	\$815	16.9%	\$2,524	52.4%	\$15,735	★★★★★

FY2019 Organization Annual Report Summary

by Organization Name

Organization Name	City	License	Gross		Net	Allowable	LAWFUL PURPOSE EXPENDITURES								Retained	Star Rating	
			Receipts	Prizes	Receipts	Expenses	%	Charitable	%	Other	%	Taxes/Fees	%	TOTAL	%		Cash
VFW Post 723 Baudette	Baudette	00482	\$568,034	\$506,711	\$61,323	\$31,528	51.4%	\$12,029	19.6%	\$27,038	44.1%	\$8,410	13.7%	\$47,478	77.4%	\$21,547	★★★★★
VFW Post 7266 New Auburn	New Auburn	00521	\$315,005	\$243,764	\$71,241	\$43,122	60.5%	\$19,847	27.9%	\$1,272	1.8%	\$8,047	11.3%	\$29,166	40.9%	\$20,169	★★★★
VFW Post 742 Marshall	Marshall	01204	\$622,495	\$492,425	\$130,069	\$81,039	62.3%	\$23,940	18.4%	\$0	0.0%	\$15,141	11.6%	\$39,081	30.0%	\$18,492	★★★
VFW Post 7555 Roseville	Roseville	00017	\$3,394,339	\$2,915,479	\$478,860	\$236,837	49.5%	\$14,731	3.1%	\$42,834	8.9%	\$143,962	30.1%	\$201,527	42.1%	\$79,812	★★★★
VFW Post 7662 Farmington	Farmington	00053	\$720,643	\$630,862	\$89,781	\$43,576	48.5%	\$13,773	15.3%	\$16,852	18.8%	\$9,697	10.8%	\$40,322	44.9%	\$27,458	★★★★
VFW Post 7902 Osakis	Osakis	00375	\$2,304,910	\$1,950,574	\$354,336	\$180,179	50.8%	\$44,854	12.7%	\$25,226	7.1%	\$77,920	22.0%	\$147,999	41.8%	\$72,205	★★★★
VFW Post 8144 Hoyt Lakes	Hoyt Lakes	00388	\$133,691	\$117,776	\$15,915	\$10,190	64.0%	\$1,112	7.0%	\$2,224	14.0%	\$2,774	17.4%	\$6,111	38.4%	\$7,002	★★★
VFW Post 8663 Roseau	Roseau	00014	\$472,522	\$368,766	\$103,756	\$66,880	64.5%	\$11,295	10.9%	\$11,515	11.1%	\$10,687	10.3%	\$33,496	32.3%	\$30,018	★★★
VFW Post 8729 Lake City	Lake City	00204	\$548,786	\$442,248	\$106,539	\$39,990	37.5%	\$26,710	25.1%	\$27,106	25.4%	\$11,937	11.2%	\$65,753	61.7%	\$60,150	★★★★★
VFW Post 8731 Monticello	Monticello	00357	\$7,840,174	\$6,779,262	\$1,060,912	\$438,027	41.3%	\$116,490	11.0%	\$87,741	8.3%	\$369,163	34.8%	\$573,394	54.0%	\$257,839	★★★★★
VFW Post 8752 Cottage Grove	Cottage Grove	00158	\$1,338,350	\$1,128,170	\$210,180	\$116,296	55.3%	\$28,700	13.7%	\$27,795	13.2%	\$40,638	19.3%	\$97,133	46.2%	\$9,856	★★★★
VFW Post 906 Hutchinson	Hutchinson	00125	\$3,581,671	\$2,958,905	\$622,766	\$254,177	40.8%	\$114,506	18.4%	\$101,735	16.3%	\$170,323	27.3%	\$386,564	62.1%	\$94,467	★★★★★
VFW Post 9073 Randall	Randall	00166	\$387,982	\$313,538	\$74,444	\$26,039	35.0%	\$10,302	13.8%	\$9,615	12.9%	\$8,307	11.2%	\$28,224	37.9%	\$39,391	★★★
VFW Post 936 Alexandria	Alexandria	00042	\$2,860,601	\$2,452,656	\$407,945	\$204,250	50.1%	\$41,197	10.1%	\$40,727	10.0%	\$101,274	24.8%	\$183,198	44.9%	\$51,895	★★★★
VFW Post 9433 Rosemount	Rosemount	00187	\$868,419	\$742,935	\$125,484	\$74,641	59.5%	\$9,150	7.3%	\$27,532	21.9%	\$19,091	15.2%	\$55,774	44.4%	\$22,537	★★★★
VFW Post 950 Mankato	Mankato	00038	\$1,075,602	\$903,636	\$171,966	\$74,689	43.4%	\$730	0.4%	\$35,000	20.4%	\$36,154	21.0%	\$71,884	41.8%	\$44,402	★★★★
VFW Post 9625 Coon Rapids	Coon Rapids	00009	\$1,973,163	\$1,659,023	\$314,140	\$144,960	46.1%	\$44,552	14.2%	\$61,565	19.6%	\$72,990	23.2%	\$179,107	57.0%	\$11,669	★★★★★
VFW Post 9641 Littlefork	Littlefork	00072	\$59,128	\$47,210	\$11,918	\$7,040	59.1%	\$434	3.6%	\$2,164	18.2%	\$1,814	15.2%	\$4,412	37.0%	\$2,723	★★★
Vietnam Veterans of America Chapter	South St. Paul	05497	\$699,812	\$580,281	\$119,531	\$65,648	54.9%	\$36,716	30.7%	\$0	0.0%	\$17,487	14.6%	\$54,203	45.3%	\$10,355	★★★★
Village of Franklin Firemen's Relief	Franklin	04852	\$144,166	\$107,938	\$36,228	\$17,184	47.4%	\$15,000	41.4%	\$0	0.0%	\$4,050	11.2%	\$19,050	52.6%	\$13,419	★★★★★
Villard Firemen's Relief Association	Villard	02260	\$697,356	\$589,725	\$107,631	\$53,982	50.2%	\$29,950	27.8%	\$0	0.0%	\$11,870	11.0%	\$41,820	38.9%	\$24,638	★★★
Voiture Locale 327 40/8 Olmsted Cour	Owatonna	00803	\$125,954	\$94,939	\$31,015	\$14,455	46.6%	\$6,752	21.8%	\$0	0.0%	\$3,707	12.0%	\$10,459	33.7%	\$18,241	★★★
Voyageur Trail Society	Crane Lake	04453	\$1,161,910	\$932,317	\$229,593	\$127,447	55.5%	\$47,000	20.5%	\$0	0.0%	\$44,972	19.6%	\$91,972	40.1%	\$50,164	★★★★
Wabasha Fire Relief	Wabasha	04243	\$465,005	\$375,733	\$89,272	\$52,590	58.9%	\$24,100	27.0%	\$0	0.0%	\$9,151	10.3%	\$33,251	37.2%	\$18,337	★★★
Wabasso Lions Club	Wabasso	02013	\$146,316	\$108,713	\$37,603	\$16,923	45.0%	\$17,400	46.3%	\$0	0.0%	\$4,365	11.6%	\$21,765	57.9%	\$17,571	★★★★★
Waconia Fire Relief Assoc	Waconia	02775	\$745,700	\$620,735	\$124,965	\$66,516	53.2%	\$28,606	22.9%	\$0	0.0%	\$16,782	13.4%	\$45,388	36.3%	\$45,392	★★★
Waldorf Firemen's Relief Assoc	Waldorf	02321	\$247,531	\$204,137	\$43,394	\$29,343	67.6%	\$9,000	20.7%	\$0	0.0%	\$4,746	10.9%	\$13,746	31.7%	\$18,262	★★★
Walnut Grove Area Loggers	Walnut Grove	36713	\$158,516	\$121,791	\$36,725	\$18,907	51.5%	\$13,694	37.3%	\$0	0.0%	\$3,817	10.4%	\$17,511	47.7%	\$8,732	★★★★
Wanamingo Firefighters Relief Assoc	Wanamingo	05278	\$618,134	\$535,300	\$82,834	\$42,197	50.9%	\$27,700	33.4%	\$0	0.0%	\$8,543	10.3%	\$36,243	43.8%	\$25,609	★★★★
Warren Pony Sports Booster Club	Warren	02599	\$2,962,662	\$2,513,428	\$449,234	\$196,946	43.8%	\$120,000	26.7%	\$0	0.0%	\$127,829	28.5%	\$247,829	55.2%	\$35,728	★★★★★
Warrior Club Inc.	Winona	03711	\$1,860,286	\$1,576,308	\$283,978	\$151,081	53.2%	\$40,000	14.1%	\$0	0.0%	\$81,375	28.7%	\$121,375	42.7%	\$33,016	★★★★
Warroad Area Community Center	Warroad	02889	\$443,870	\$360,432	\$83,438	\$34,425	41.3%	\$33,100	39.7%	\$0	0.0%	\$9,307	11.2%	\$42,407	50.8%	\$80,829	★★★★★
Waseca Hockey Association	Waseca	02258	\$4,825,726	\$4,052,507	\$773,219	\$427,906	55.3%	\$110,121	14.2%	\$0	0.0%	\$247,402	32.0%	\$357,523	46.2%	\$162,607	★★★★
Waseca Sleigh And Cutter Festival As	Waseca	33569	\$1,386,333	\$1,182,381	\$203,953	\$121,172	59.4%	\$36,000	17.7%	\$0	0.0%	\$36,568	17.9%	\$72,568	35.6%	\$33,260	★★★

FY2019 Organization Annual Report Summary

by Organization Name

Organization Name	City	License	Gross		Net	Allowable		LAWFUL PURPOSE EXPENDITURES						Retained	Star Rating		
			Receipts	Prizes	Receipts	Expenses	%	Charitable	%	Other	%	Taxes/Fees	%	TOTAL		%	Cash
Waterford Warriors Snowmobile Club	Northfield	04987	\$1,287,420	\$1,103,919	\$183,501	\$99,632	54.3%	\$51,816	28.2%	\$0	0.0%	\$35,920	19.6%	\$87,736	47.8%	\$22,328	★★★★
Watertown Lions Club	Watertown	01473	\$684,186	\$574,054	\$110,132	\$51,457	46.7%	\$44,697	40.6%	\$0	0.0%	\$13,065	11.9%	\$57,762	52.4%	\$36,071	★★★★★
Waterville Lions Club	Waterville	02108	\$2,945,017	\$2,431,929	\$513,087	\$260,855	50.8%	\$92,524	18.0%	\$0	0.0%	\$144,746	28.2%	\$237,270	46.2%	\$20,234	★★★★
Watkins Baseball Club	Litchfield	47010	\$515,810	\$422,198	\$93,611	\$46,097	49.2%	\$20,500	21.9%	\$10,001	10.7%	\$9,682	10.3%	\$40,183	42.9%	\$51,016	★★★★
Watkins Lions Club	Watkins	01608	\$827,056	\$689,243	\$137,813	\$63,943	46.4%	\$42,505	30.8%	\$0	0.0%	\$19,869	14.4%	\$62,374	45.3%	\$21,215	★★★★
Waverly Lions Club	Waverly	02508	\$596,568	\$507,149	\$89,419	\$45,849	51.3%	\$31,216	34.9%	\$0	0.0%	\$11,500	12.9%	\$42,716	47.8%	\$25,757	★★★★
Wayzata Lions Club	Wayzata	02789	\$6,899,094	\$6,002,453	\$896,641	\$353,449	39.4%	\$151,650	16.9%	\$0	0.0%	\$152,900	17.1%	\$304,550	34.0%	\$39,522	★★★
Webster Sports & Recreation Associat	Webster	01797	\$91,791	\$75,993	\$15,798	\$10,159	64.3%	\$3,000	19.0%	\$0	0.0%	\$2,286	14.5%	\$5,286	33.5%	\$15,593	★★★
Wells Creek Riders Snowmobile Club	Lake City	05333	\$212,900	\$166,915	\$45,985	\$20,115	43.7%	\$9,445	20.5%	\$0	0.0%	\$4,597	10.0%	\$14,042	30.5%	\$36,785	★★★
West Concord Historical Society	West Concord	05622	\$288,600	\$239,861	\$48,738	\$32,337	66.3%	\$15,431	31.7%	\$0	0.0%	\$4,851	10.0%	\$20,282	41.6%	\$12,612	★★★★
West Metro Fire Rescue District Firefig	Crystal	03272	\$7,256,633	\$6,215,133	\$1,041,500	\$519,334	49.9%	\$178,276	17.1%	\$0	0.0%	\$323,443	31.1%	\$501,719	48.2%	\$44,090	★★★★
West St. Paul Commercial Club	Heights	01042	\$388,035	\$319,517	\$68,518	\$86,359	126.0%	\$25,395	37.1%	\$0	0.0%	\$22,899	33.4%	\$48,294	70.5%	\$90,302	★★★★★
Westbrook Firemen's Relief Assoc	Westbrook	03444	\$1,201,276	\$1,034,168	\$167,109	\$90,973	54.4%	\$36,943	22.1%	\$0	0.0%	\$29,271	17.5%	\$66,214	39.6%	\$39,162	★★★
White Bear Avenue Business Associat	North St. Paul	04785	\$5,797,344	\$5,028,352	\$768,992	\$429,318	55.8%	\$47,567	6.2%	\$0	0.0%	\$265,084	34.5%	\$312,651	40.7%	\$81,261	★★★★
White Bear Lake Area Hockey Assoc	Lake	03111	\$25,656,656	\$21,765,384	\$3,891,273	\$1,958,732	50.3%	\$497,854	12.8%	\$1,000	0.0%	\$1,329,210	34.2%	\$1,828,063	47.0%	\$433,364	★★★★
White Bear Lake Basketball Assoc	Lake	04934	\$888,069	\$730,255	\$157,814	\$81,465	51.6%	\$48,000	30.4%	\$0	0.0%	\$24,341	15.4%	\$72,341	45.8%	\$28,415	★★★★
White Bear Lake Lions Club	Lake	02378	\$5,925,246	\$5,034,186	\$891,060	\$425,866	47.8%	\$128,628	14.4%	\$26,730	3.0%	\$257,367	28.9%	\$412,725	46.3%	\$72,966	★★★★
Whitewater Trailblazers Snowmobile C	Utica	05041	\$302,701	\$243,415	\$59,286	\$29,284	49.4%	\$6,225	10.5%	\$18,000	30.4%	\$5,755	9.7%	\$29,980	50.6%	\$13,614	★★★★★
Wildlife Habitat Conservation Society c	Hutchinson	03534	\$616,289	\$521,585	\$94,704	\$77,853	82.2%	\$162	0.2%	\$0	0.0%	\$10,364	10.9%	\$10,526	11.1%	\$10,153	★
Willow River Commercial Club	Willow River	02353	\$311,986	\$259,982	\$52,005	\$25,580	49.2%	\$14,679	28.2%	\$0	0.0%	\$5,589	10.7%	\$20,268	39.0%	\$11,299	★★★
Winsted Volunteer Fire Dept Relief As	Winsted	03088	\$1,235,273	\$1,043,353	\$191,919	\$116,380	60.6%	\$38,905	20.3%	\$0	0.0%	\$31,175	16.2%	\$70,081	36.5%	\$35,552	★★★
Winthrop Honor Guard	Winthrop	36034	\$725,875	\$595,185	\$130,690	\$75,756	58.0%	\$30,746	23.5%	\$530	0.4%	\$14,636	11.2%	\$45,912	35.1%	\$31,179	★★★
Wolf Lake Lions Club	Wolf Lake	01807	\$647,416	\$540,523	\$106,893	\$90,699	84.9%	\$22,436	21.0%	\$0	0.0%	\$13,447	12.6%	\$35,883	33.6%	\$20,281	★★★
Wolf Lake Wolf Pack Baseball Inc	Menahga	02516	\$4,116,503	\$3,402,854	\$713,649	\$399,656	56.0%	\$32,096	4.5%	\$0	0.0%	\$219,703	30.8%	\$251,799	35.3%	\$162,034	★★★
Wood City Riders Snowmobile Club	Cloquet	05353	\$866,673	\$702,601	\$164,072	\$73,518	44.8%	\$54,383	33.1%	\$0	0.0%	\$25,914	15.8%	\$80,297	48.9%	\$47,677	★★★★
Woodbury Area Hockey Club	Woodbury	03029	\$2,724,524	\$2,341,426	\$383,098	\$155,756	40.7%	\$139,327	36.4%	\$0	0.0%	\$105,283	27.5%	\$244,610	63.9%	\$28,831	★★★★★
Woodbury Athletic Assoc	Woodbury	02274	\$4,688,773	\$3,978,064	\$710,709	\$322,723	45.4%	\$170,000	23.9%	\$0	0.0%	\$215,624	30.3%	\$385,624	54.3%	\$153,781	★★★★★
Worthington Hockey Assoc	Reading	03054	\$345,816	\$232,504	\$113,312	\$31,095	27.4%	\$42,920	37.9%	\$22,880	20.2%	\$11,046	9.7%	\$76,846	67.8%	\$25,754	★★★★★
Worthington Optimist Club	Worthington	02207	\$1,056,136	\$897,816	\$158,320	\$92,434	58.4%	\$24,284	15.3%	\$1,000	0.6%	\$23,719	15.0%	\$49,003	31.0%	\$35,915	★★★
Zimmerman Fire Department Relief As	Zimmerman	02221	\$6,561,159	\$5,563,559	\$997,600	\$388,299	38.9%	\$308,219	30.9%	\$0	0.0%	\$299,825	30.1%	\$608,044	61.0%	\$88,606	★★★★★
Zumbro Falls Fire Dept Relief Assoc	Zumbro Falls	02850	\$2,824,982	\$2,393,990	\$430,991	\$202,392	47.0%	\$104,751	24.3%	\$900	0.2%	\$113,434	26.3%	\$219,085	50.8%	\$52,992	★★★★★
TOTAL			\$2,316,320,986	\$1,960,660,562	\$355,660,423	\$176,703,007	49.7%	\$67,194,605	18.9%	\$10,928,618	3.1%	\$95,744,134	26.9%	\$173,867,356	48.9%	\$55,735,049	