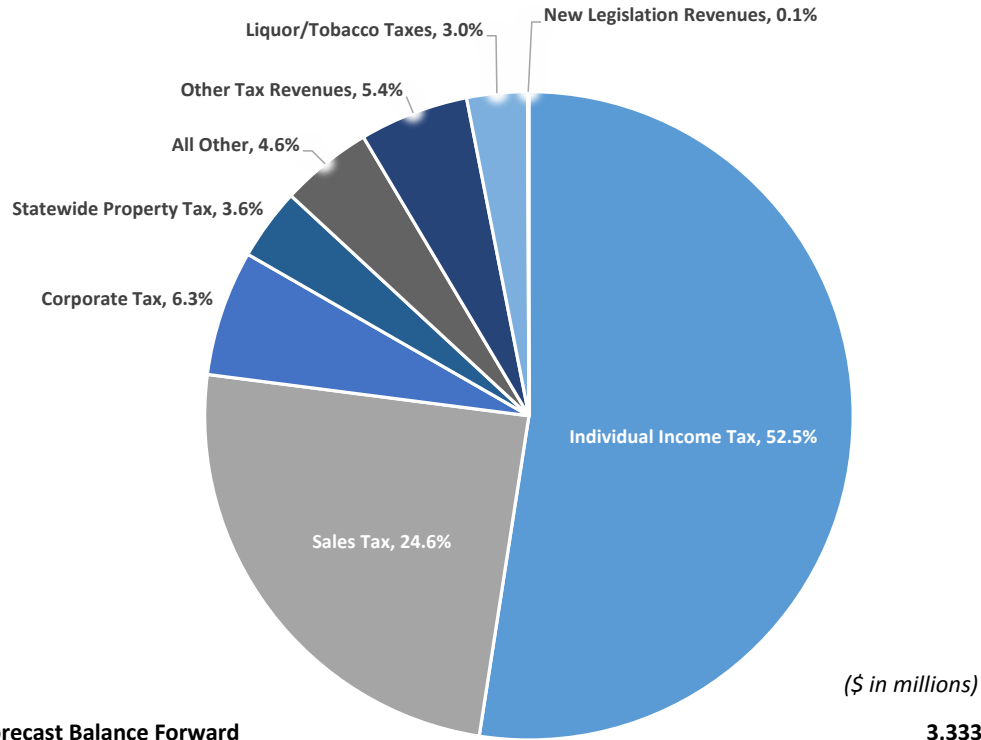




2018-19 Biennium

Where the General Fund Dollars Come From?

March 2019 Governor's Recommendations

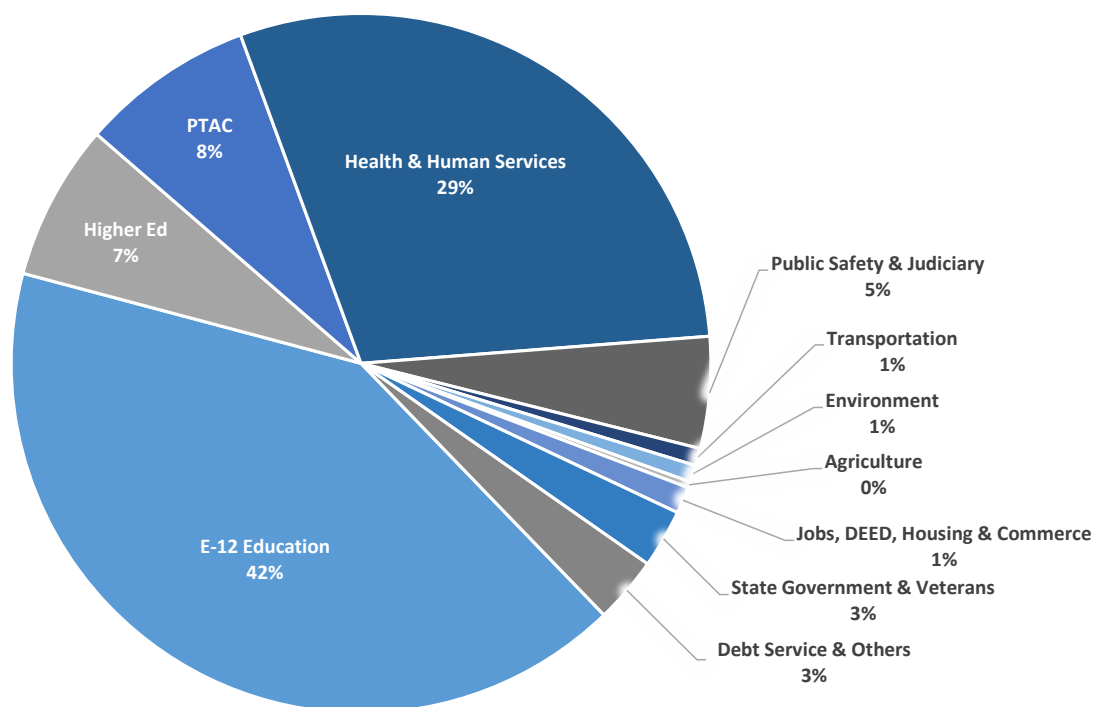


Forecast Balance Forward	3,333
Non-Dedicated Revenues:	
Individual Income Tax	23,731
Sales Tax	11,124
Corporate Tax	2,833
Statewide Property Tax	1,620
Liquor, Wine, Beer Taxes	184
Cigarette & Tobacco Taxes	1,181
Other Tax Revenues	2,462
All Other Revenues	1,660
Subtotal Non-Dedicated Revenues	44,796
Dedicated Revenue	
Transfers From Other Funds	316
Prior Year Adjustments	100
Subtotal Other Resources	417
New Legislation Revenues	30
SUBTOTAL CURRENT RESOURCES	45,243
TOTAL AVAILABLE RESOURCES, FY 2018-19	48,576
Less: Estimated Expenditures	45,542
Cash Flow Account	350
Budget Reserve	2,075
Stadium Reserve	50
Appropriations Carried Forward	0
Projected General Fund Balance	560

2018-19 Biennium

Where the General Fund Dollars Go?

March 2019 Governor's Recommendations



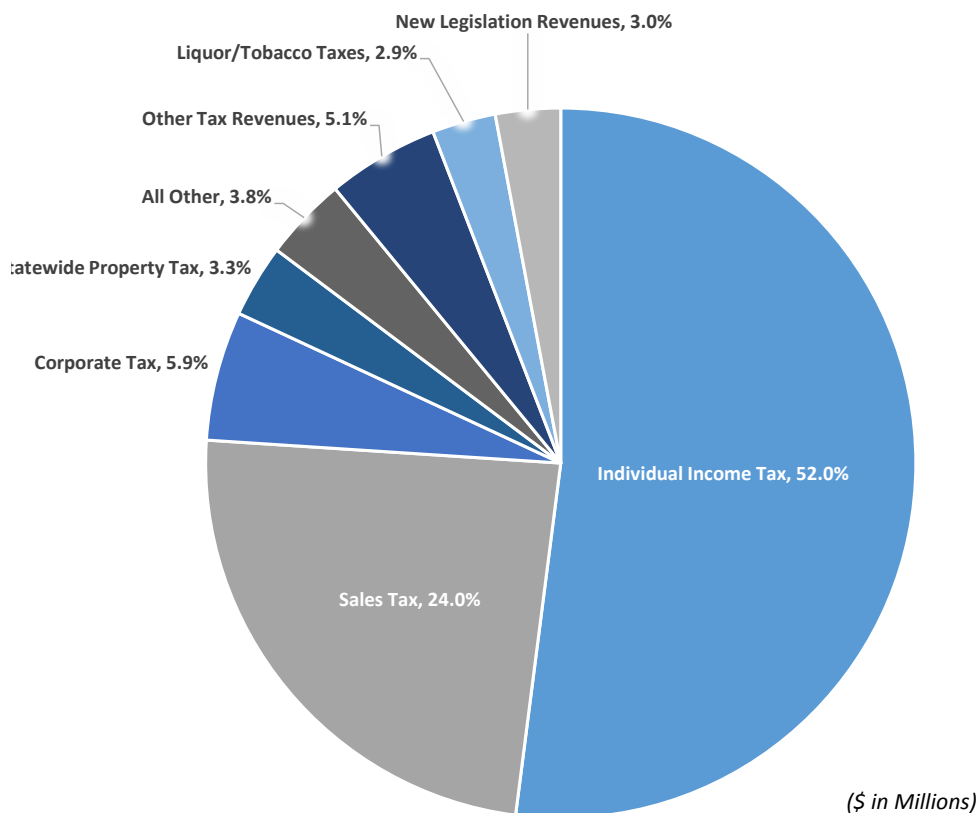
(\$ in Millions)

TOTAL AVAILABLE RESOURCES, FY 2018-19	48,576
Omnibus Bills:	
E-12 Education	18,839
Higher Education	3,290
Property Tax Aids & Credits	3,658
Health & Human Services	13,372
Public Safety & Judiciary	2,348
Transportation	365
Environment	357
Agriculture	127
Jobs, Economic Development, Housing & Commerce	562
State Government & Veterans	1,231
Debt Service	1,113
Capital Projects & Other	280
Subtotal-Omnibus Bills	45,542
TOTAL ESTIMATED EXPENDITURES, FY 2018-19	45,542
Cash Flow Account	350
Budget Reserve	2,075
Stadium Reserve	50
Projected General Fund Balance	560

2020-21 Biennium

Where the General Fund Dollars Come From?

March 2019 Governor's Recommendations

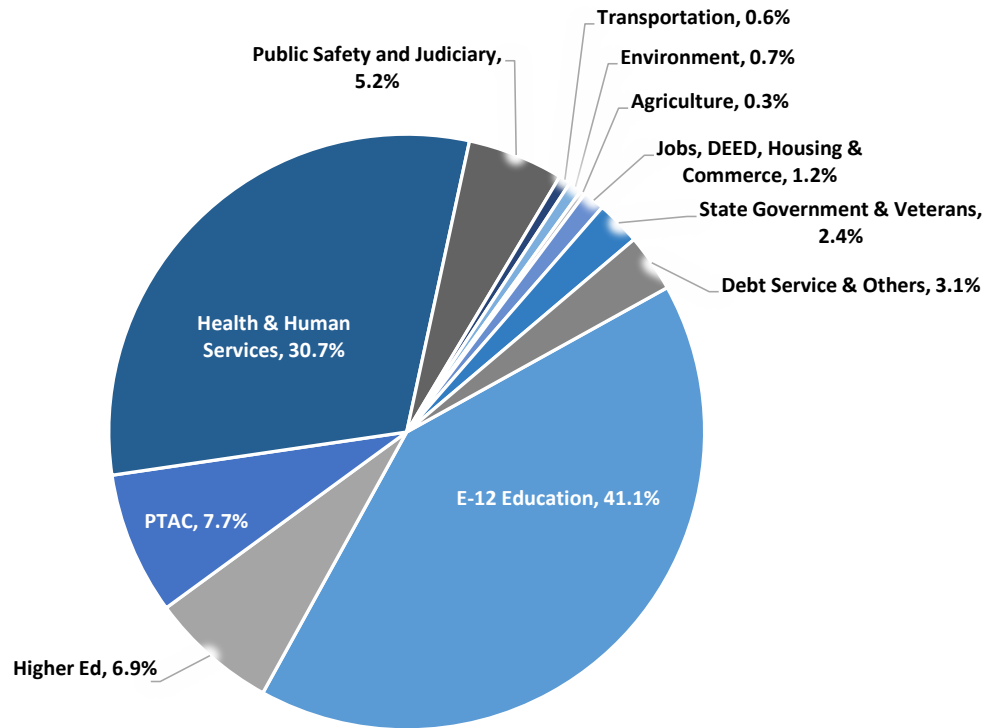


Forecast Balance Forward	3,034
Non-Dedicated Revenues:	
Individual Income Tax	25,705
Sales Tax	11,857
Corporate Tax	2,912
Statewide Property Tax	1,638
Liquor, Wine, Beer Taxes	191
Cigarette & Tobacco Taxes	1,242
Other Tax Revenues	2,517
All Other Revenues	1,511
Subtotal Non-Dedicated Revenues	47,572
Transfers From Other Funds	305
Prior Year Adjustments	64
Subtotal Other Resources	369
New Legislation Revenues	1,462
SUBTOTAL CURRENT RESOURCES	49,403
TOTAL AVAILABLE RESOURCES, FY 2020-21	52,437
Less: Estimated Expenditures	49,352
Cash Flow Account	350
Budget Reserve	2,075
Stadium Reserve	98
Projected General Fund Balance	562

2020-21 Biennium

Where the General Fund Dollars Go?

March 2019 Governor's Recommendations



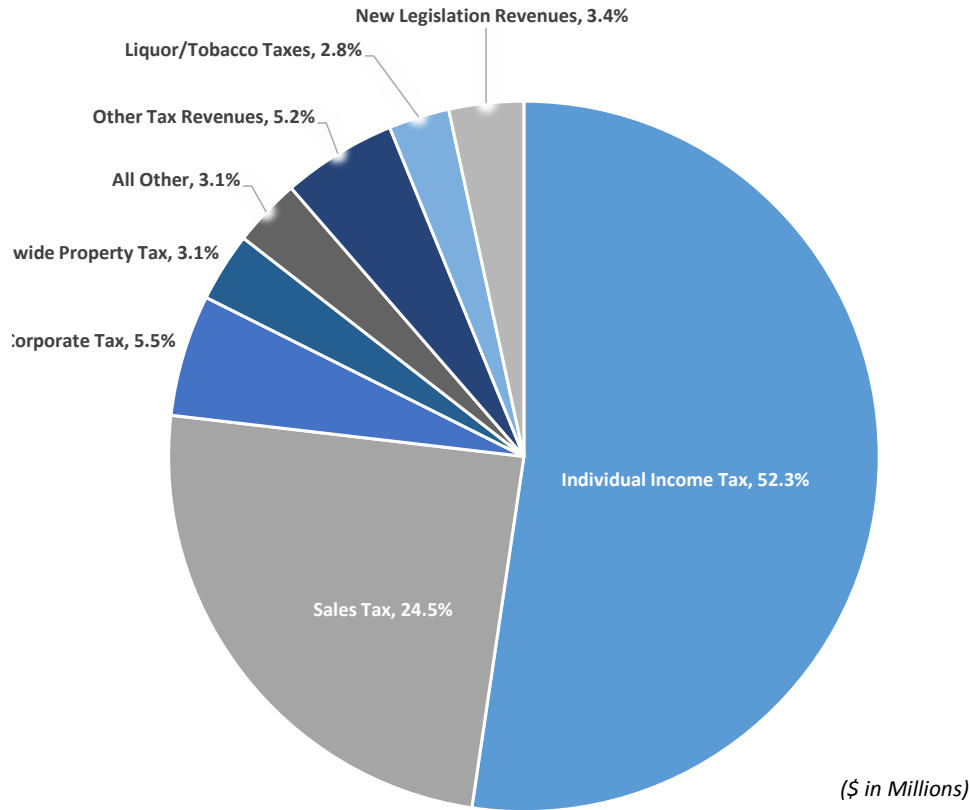
(\$ in Millions)

TOTAL AVAILABLE RESOURCES, FY 2020-21	52,437
Omnibus Bills:	
E-12 Education	20,271
Higher Education	3,421
Property Tax Aids & Credits	3,816
Health & Human Services	15,153
Public Safety & Judiciary	2,570
Transportation	316
Environment	357
Agriculture	130
Jobs, Economic Development, Housing & Commerce	581
State Government & Veterans	1,193
Debt Service	1,283
Capital Projects & Other	262
Subtotal-Omnibus Bills	49,352
TOTAL ESTIMATED EXPENDITURES, FY 2020-21	49,352
Cash Flow Account	350
Budget Reserve	2,075
Stadium Reserve	98
Projected General Fund Balance	562

2022-23 Biennium

Where the General Fund Dollars Come From?

March 2019 Governor's Recommendations

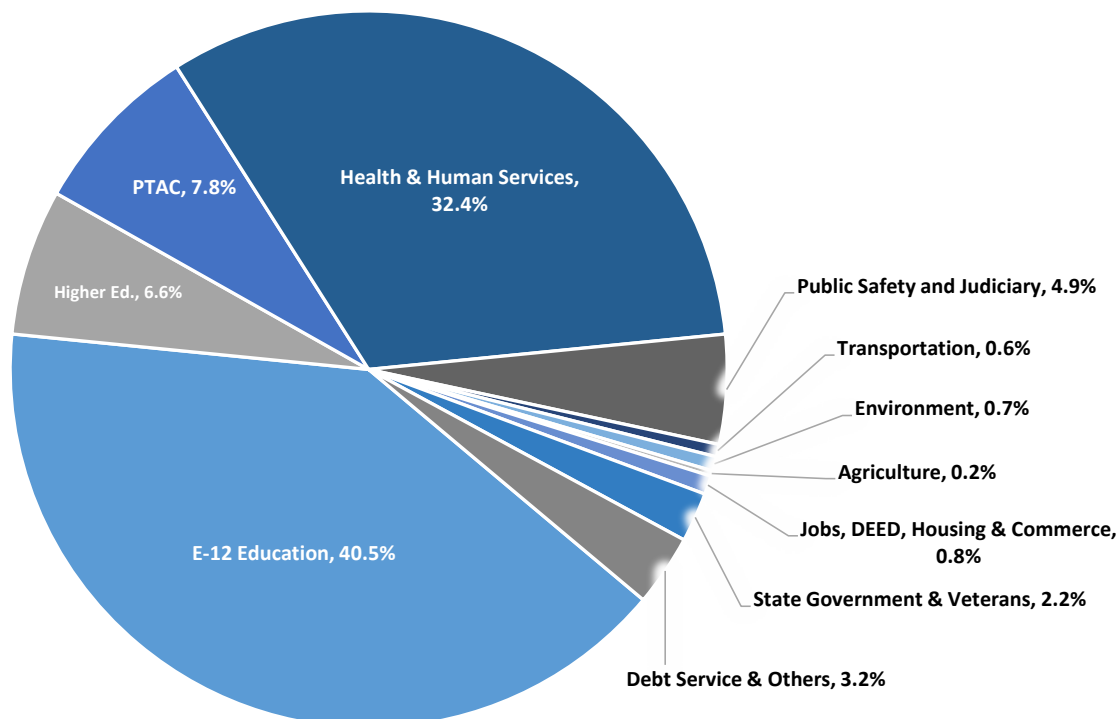


Forecast Balance Forward	3,085
Non-Dedicated Revenues:	
Individual Income Tax	27,195
Sales Tax	12,734
Corporate Tax	2,875
Statewide Property Tax	1,634
Liquor, Wine, Beer Taxes	198
Cigarette & Tobacco Taxes	1,239
Other Tax Revenues	2,703
All Other Revenues	1,477
Subtotal Non-Dedicated Revenues	50,056
Transfers From Other Funds	61
Prior Year Adjustments	74
Subtotal Other Resources	136
New Legislation Revenues	1,765
SUBTOTAL CURRENT RESOURCES	51,957
TOTAL AVAILABLE RESOURCES, FY 2022-23	55,042
Less: Estimated Expenditures	52,418
Cash Flow Account	350
Budget Reserve	2,075
Stadium Reserve	193
Projected General Fund Balance	6

2022-23 Biennium

Where the General Fund Dollars Go?

March 2019 Governor's Recommendations



TOTAL AVAILABLE RESOURCES, FY 2022-23

(\$ in Millions)

Omnibus Bills:	55,042
E-12 Education	21,213
Higher Education	3,457
Property Tax Aids & Credits	4,101
Health & Human Services	16,998
Public Safety & Judiciary	2,587
Transportation	292
Environment	341
Agriculture	129
Jobs, Economic Development, Housing & Commerce	438
State Government & Veterans	1,173
Debt Service	1,404
Capital Projects & Other	285
Subtotal-Omnibus Bills	52,418
TOTAL ESTIMATED EXPENDITURES, FY 2022-21	52,418
Cash Flow Account	350
Budget Reserve	2,075
Stadium Reserve	193
Projected General Fund Balance	6