

FY2018 Lawful (Charitable) Gambling Organization Annual Report Summary

(MS 349.151, Subd. 4, para (a), clause (9), requires the Gambling Control Board to report annually to the governor and legislature a financial summary for each licensed organization.)

Report does not include organizations that did not actively conduct gambling for the entire fiscal year or organizations that did not submit accurate monthly reports to the board in time to be included in this summary.

GROSS RECEIPTS, PRIZES PAID, ALLOWABLE EXPENSES, NET PROFIT

\$1,985,873,558	100.0%	Gross Receipts
\$1,673,476,991	84.3%	Less Prizes Paid
<u>\$312,396,567</u>	<u>15.7%</u>	Net Receipts
\$312,396,567	100.0%	Net Receipts
\$154,873,293	49.6%	Less Allowable Expenses
<u>\$157,523,273</u>	<u>50.4%</u>	Net Profit

LAWFUL PURPOSE EXPENDITURES (LPE)

\$70,252,831	22.5%	Charitable Contributions / Other LPE
\$74,777,629	23.9%	State Tax on Lawful Gambling Net Receipts
\$2,831,124	0.9%	Local and Federal Taxes, State Unrelated Business Income Tax
\$3,369,177	1.1%	License and Regulatory Fees
<u>\$151,230,761</u>	<u>48.4%</u>	Total Lawful Purpose Expenditures

AMOUNT UNSPENT

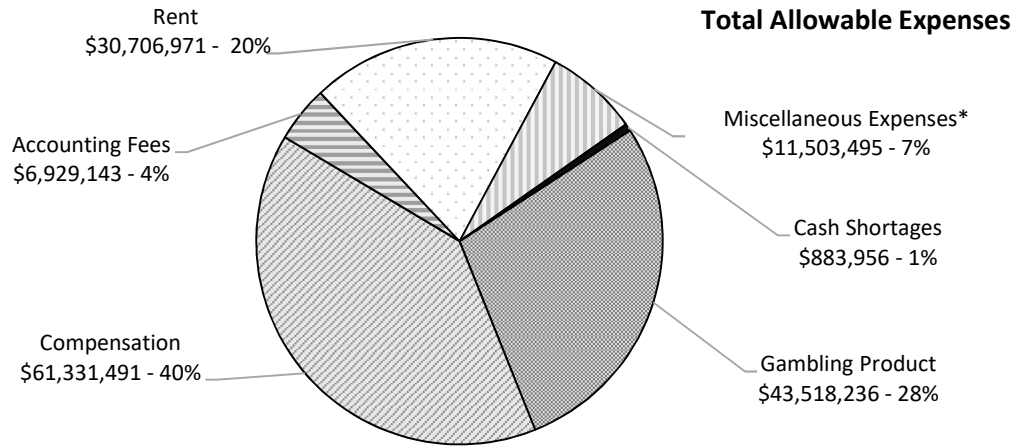
\$312,396,567	100.0%	Net Receipts
\$154,873,293	49.6%	Allowable Expenses
\$151,230,761	48.4%	Less Total Lawful Purpose Expenditures
<u>\$6,292,513</u>	<u>2.0%</u>	Total Amount Unspent

Organization Type:

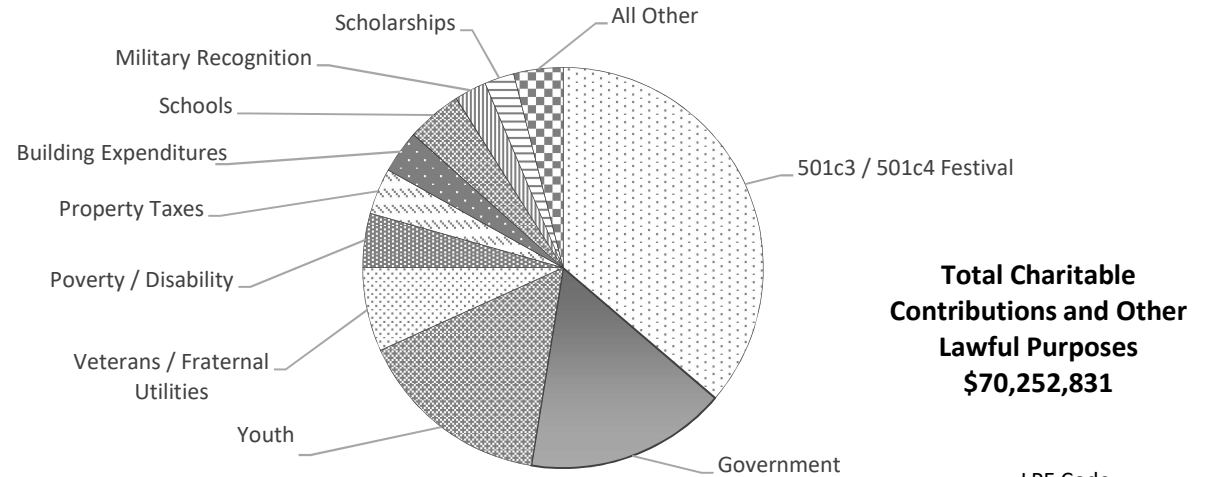
Veterans	310	27.6%	American Legions, VFWs, auxiliaries, military service clubs, etc.
Fire	168	15.0%	Firefighter relief associations
Lions	149	13.3%	Lions clubs
Youth	94	8.4%	Youth sports other than hockey, youth arts, and other youth activities
Outdoor	89	7.9%	Wildlife conservation, snowmobile and ATV trails, etc.
Youth Hockey	89	7.9%	Youth hockey associations and ice arenas
Fraternal	81	7.2%	Eagles, Elks, Moose, Jaycees, etc.
Civic	71	6.3%	Chambers of Commerce, commercial clubs, community clubs, lake associations, etc.
Miscellaneous	42	3.7%	Festivals, animal shelters, arts, library, medical, etc.
Religious	<u>29</u>	<u>2.6%</u>	Churches, schools, Knights of Columbus
Total	1,122	100.0%	

FY2018 Organization Annual Report Summary

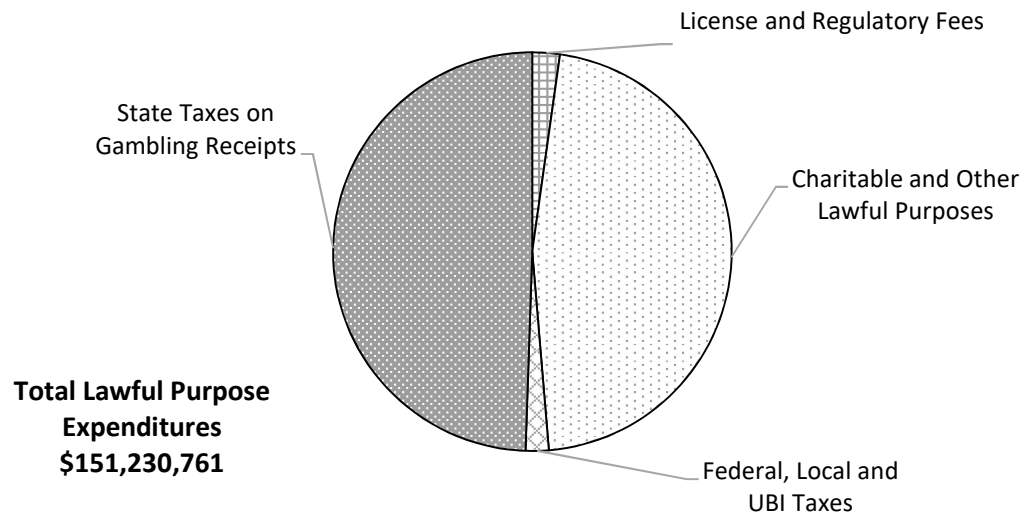
FY2018 ALLOWABLE EXPENSES BY CATEGORY



FY2018 CHARITABLE CONTRIBUTIONS AND OTHER LAWFUL PURPOSES BY CATEGORY



FY2018 LAWFUL PURPOSE EXPENDITURES BY CATEGORY



Amount	Percentage	Description	LPE Code
\$25,476,396	36.2%	501c(3) and 501c(4) festival organizations**	1
\$11,428,257	16.4%	Government**	10
\$11,035,830	15.7%	Youth**	7
\$4,759,996	6.8%	Veterans and fraternal utilities	16
\$3,136,722	4.5%	Private and public schools**	4
\$3,077,781	4.4%	Poverty, disability, nutritional programs for seniors**	2, 14
\$2,604,338	3.7%	Property taxes	9
\$2,441,912	3.4%	Building expenditures/capital assets	22 - 25
\$1,822,059	2.6%	Military recognition**	6
\$1,682,372	2.4%	Scholarships**	5
\$2,787,169	3.9%	<u>All Other</u>	0
\$898,454		Churches, religious institutions**	11
\$800,908		Wildlife management, trails**	13
\$562,863		To another licensed organization or affiliate	20, 21
\$132,402		Veterans clubs membership events	17, 26
\$326,244		Community arts**	15
\$60,700		Honoring humanitarian service**	19
\$4,866		Problem gambling**	3
<u>\$732</u>		Water testing programs**	12
\$2,787,169		Total All Other	

*Examples include office equipment, supplies, traveling expenses, advertising and gambling manager's bond.

**Indicates expenditures defined by statute as "charitable contributions".

FY2018 Organization Annual Report Summary

Star Rating

Each licensed organization is evaluated by the Gambling Control Board to determine a rating based on the percentage of its annual net receipts (gross receipts less prizes paid) spent on lawful purpose expenditures (LPE).

Lawful purpose expenditures include charitable contributions, payments to local units of government, lawful gambling taxes, and building expenses related to veteran and fraternal organizations.

Organizations are evaluated according to the following criteria.

% Spent on LPE	Rating
50% or more	5 star ★★★★★
40% or more	4 star ★★★★
30% or more	3 star ★★★
20% or more	2 star ★★
Less than 20%	1 star ★

Organizations with less than a three-star rating are placed on probationary status. Probationary organizations must increase their star rating to three or more stars by the end of the following fiscal year to avoid possible sanctions.

Exception: An organization that only conducts lawful gambling in a location where the primary business is bingo must be rated at two or more stars to avoid probation and possible sanctions.

Retained Cash

An additional item, "retained cash", has been added to this year's Organization Annual Report Summary. Retained cash is the amount of cash that would be available to the organization for lawful purpose expenditures and allowable expenses if the organization discontinued its lawful gambling operation. Retained cash is calculated by adding the sum of the organization's checking accounts, savings accounts, and starting cash and subtracting any start-up or emergency loans made to the gambling account.

Each organization's reported retained cash amount as of June 30, 2018 is listed in the far right column on the Organization Annual Report Summary.

Lawful Purpose Expenditures Code Summary

- | | | |
|---|---|---|
| <p>1 To and by 501c3 organizations or 501c4 festival organizations.</p> | <p>11 To and by a nonprofit organization which is a church or a body of communicants.</p> | <p>18 Fees paid to the state for organization license, premises permits, and gambling manager license.</p> |
| <p>2 Relieving the effects of poverty, homelessness, or disability.</p> | <p>12 Water quality testing for public waters, with MPCA approval.</p> | <p>19 Recognizing humanitarian service (volunteerism and philanthropy).</p> |
| <p>3 Program for education, prevention, or treatment of problem gambling.</p> | <p>13 Wildlife management project that benefits the public-at-large, with DNR approval. Costs related to grooming and maintaining snowmobile or all-terrain vehicle trails that are grant-in-aid trails, or other trails open to public use, with DNR approval.</p> | <p>20 Contribution to another licensed organization, with GCB approval.</p> |
| <p>4 Funding a public or private nonprofit education institution registered with or accredited by Minnesota or another state.</p> | <p>Supplies/materials for safety education programs coordinated by the DNR.</p> | <p>21 Contribution to a parent organization that has received prior GCB approval.</p> |
| <p>5 Scholarships.</p> | <p>14 Conducting nutritional programs, food shelves, and congregate dining programs primarily for persons who are age 62 or older or disabled.</p> | <p>22 Repair, maintenance, or improvement of owned real property and capital assets, or replacement of unrepairable capital assets, subject to annual limit.</p> |
| <p>6 Recognition of military service. Active military personnel in need.</p> | <p>15 To community arts organizations or expenditures to community arts.</p> | <p>23 Acquisition, erection, or improvement of capital assets used exclusively for lawful purpose, with a cost greater than \$2,000, with GCB approval.</p> |
| <p>7 Activities and facilities benefitting youth under age 21.</p> | <p>16 Utility costs (fuel for heating, water, electricity, and sewer costs) for building wholly owned or wholly leased by licensed veteran or fraternal organizations and used as their primary headquarters (if portion leased out, percentage for primary headquarters allowed with GCB approval).</p> | <p>24 Acquisition, erection, improvement, or expansion of real property used exclusively for lawful purpose, with GCB approval.</p> |
| <p>8 Payment of local, state, and federal taxes on receipts from lawful gambling.</p> | <p>17 Membership events of licensed veteran organization, limited to members and spouses only, held in recognition of military service (limit \$5,000 per year for all organizations at post home).</p> | <p>25 Replacement of building made uninhabitable by fire or catastrophe, or taken under eminent domain, with GCB approval.</p> |
| <p>9 Real estate taxes and assessments on gambling premises that are either owned by a licensed organization (includes veterans organizations) or wholly leased by a 501c19 veterans organization.</p> | <p>A fund administered and regulated by a city or county (for lawful purposes).</p> | <p>26 Contribution to a non-licensed 501c19 organization that is not affiliated with contributing organization and whose owned or leased property is not a permitted premises.</p> |

FY2018 Organization Annual Report Summary

by Organization Name

Organization Name	City	License	Gross		Net	Allowable		LAWFUL PURPOSE EXPENDITURES						Retained	Star Rating		
			Receipts	Prizes	Receipts	Expenses	%	Charitable	%	Other	%	Taxes/Fees	%	TOTAL		%	Cash
100 Yard Club Inc.	Willmar	93006	\$208,006	\$162,612	\$45,394	\$15,272	33.64%	\$5,259	11.59%	\$0	0.00%	\$4,156	9.16%	\$9,416	20.74%	\$21,958	★★
A.B.A.T.E. of Minnesota	Marshall	03470	\$106,050	\$69,165	\$36,885	\$13,979	37.90%	\$22,190	60.16%	\$0	0.00%	\$3,113	8.44%	\$25,303	68.60%	\$80,956	★★★★★
Airport Foundation MSP	St. Paul	02752	\$652,242	\$516,761	\$135,481	\$42,255	31.19%	\$70,000	51.67%	\$0	0.00%	\$19,064	14.07%	\$89,064	65.74%	\$43,620	★★★★★
Aitkin Fire Relief Association	Aitkin	03027	\$2,890,883	\$2,531,491	\$359,392	\$175,306	48.78%	\$93,336	25.97%	\$0	0.00%	\$96,825	26.94%	\$190,161	52.91%	\$54,871	★★★★★
Aitkin Lions Club	Aitkin	01694	\$2,885,780	\$2,474,743	\$411,037	\$237,870	57.87%	\$44,026	10.71%	\$0	0.00%	\$110,650	26.92%	\$154,677	37.63%	\$40,028	★★★
Aitkin Quarterbacks Club	Aitkin	02032	\$484,538	\$363,145	\$121,393	\$64,884	53.45%	\$38,367	31.61%	\$0	0.00%	\$13,009	10.72%	\$51,376	42.32%	\$52,501	★★★★
Albany Fire Department, Inc	Albany	02784	\$802,365	\$670,572	\$131,792	\$67,211	51.00%	\$50,762	38.52%	\$0	0.00%	\$13,733	10.42%	\$64,495	48.94%	\$18,900	★★★★
Albany Jaycees	Albany	02474	\$1,410,334	\$1,181,835	\$228,499	\$130,577	57.15%	\$57,469	25.15%	\$0	0.00%	\$38,628	16.91%	\$96,097	42.06%	\$43,160	★★★★
Albany Lions Club	Albany	02337	\$449,864	\$374,750	\$75,113	\$40,837	54.37%	\$28,150	37.48%	\$0	0.00%	\$8,303	11.05%	\$36,453	48.53%	\$33,884	★★★★
Albert Lea Amateur Hockey Association	Albert Lea	01250	\$1,230,167	\$982,823	\$247,344	\$130,310	52.68%	\$67,475	27.28%	\$0	0.00%	\$42,851	17.32%	\$110,326	44.60%	\$38,069	★★★★
Albert Lea Wrestling Booster Club	Clarks Grove	35014	\$702,957	\$563,133	\$139,824	\$81,327	58.16%	\$31,000	22.17%	\$0	0.00%	\$17,584	12.58%	\$48,584	34.75%	\$16,252	★★★
Albertville Lions Club	Albertville	01535	\$5,562,045	\$4,836,475	\$725,570	\$286,352	39.47%	\$206,245	28.43%	\$0	0.00%	\$224,138	30.89%	\$430,383	59.32%	\$43,628	★★★★★
Alborn Sno Devils	Alborn	02479	\$1,218,028	\$1,072,523	\$145,505	\$68,765	47.26%	\$19,033	13.08%	\$13,465	9.25%	\$17,039	11.71%	\$49,536	34.04%	\$69,196	★★★
Alexandria Area Hockey Association	Alexandria	01739	\$2,191,688	\$1,796,354	\$395,333	\$187,165	47.34%	\$115,451	29.20%	\$0	0.00%	\$90,818	22.97%	\$206,269	52.18%	\$59,804	★★★★★
Alexandria Area USBC	Alexandria	93086	\$2,108,183	\$1,825,829	\$282,354	\$121,566	43.05%	\$98,685	34.95%	\$0	0.00%	\$73,671	26.09%	\$172,356	61.04%	\$31,205	★★★★★
Alexandria Wrestling Booster Club	Alexandria	93176	\$408,543	\$343,053	\$65,490	\$31,826	48.60%	\$19,270	29.42%	\$0	0.00%	\$9,284	14.18%	\$28,554	43.60%	\$25,895	★★★★
Aliveness Project Inc	Minneapolis	04988	\$4,059,625	\$3,247,553	\$812,072	\$389,173	47.92%	\$151,853	18.70%	\$0	0.00%	\$246,815	30.39%	\$398,668	49.09%	\$72,890	★★★★
Aliveo Learning Center	Red Wing	36138	\$739,857	\$616,646	\$123,211	\$82,115	66.65%	\$24,500	19.88%	\$0	0.00%	\$16,875	13.70%	\$41,375	33.58%	\$15,900	★★★
Altura Volunteer Fire Co. Relief Association	Altura	04240	\$517,990	\$410,132	\$107,858	\$64,442	59.75%	\$31,425	29.14%	\$0	0.00%	\$11,893	11.03%	\$43,318	40.16%	\$19,175	★★★★
Alvarado Lions Club	Alvarado	03154	\$431,999	\$370,813	\$61,186	\$32,357	52.88%	\$23,935	39.12%	\$0	0.00%	\$5,772	9.43%	\$29,707	48.55%	\$30,390	★★★★
Amboy Fireman's Relief Association	Amboy	02035	\$61,331	\$50,272	\$11,059	\$6,880	62.21%	\$2,900	26.22%	\$0	0.00%	\$1,617	14.62%	\$4,517	40.84%	\$3,431	★★★★
American Legion Aux Unit 413	Grand Marais	00797	\$127,972	\$104,525	\$23,447	\$11,226	47.88%	\$6,500	27.72%	\$0	0.00%	\$2,585	11.02%	\$9,085	38.75%	\$4,261	★★★
American Legion Auxiliary Unit 134	Walker	00105	\$91,551	\$58,680	\$32,871	\$14,780	44.96%	\$16,388	49.86%	\$3,200	9.74%	\$3,602	10.96%	\$23,190	70.55%	\$29,711	★★★★★
American Legion Auxiliary Unit 290	Cambridge	01000	\$964,031	\$784,260	\$179,771	\$155,996	86.77%	\$18,200	10.12%	\$0	0.00%	\$17,516	9.74%	\$35,716	19.87%	-\$36,134	★
American Legion Auxiliary Unit 435	Richfield	02574	\$28,260	\$15,695	\$12,565	\$8,951	71.24%	\$2,650	21.09%	\$0	0.00%	\$1,223	9.73%	\$3,873	30.82%	\$651	★★★
American Legion Auxiliary Unit 49	Pequot Lakes	02957	\$631,132	\$495,363	\$135,769	\$91,360	67.29%	\$23,943	17.64%	\$6,400	4.71%	\$13,579	10.00%	\$43,922	32.35%	\$16,424	★★★
American Legion Auxiliary Unit 99	Minneapolis	93831	\$197,322	\$162,665	\$34,657	\$15,559	44.89%	\$2,750	7.93%	\$400	1.15%	\$5,224	15.07%	\$8,374	24.16%	\$25,483	★★
American Legion Post 101 Melrose	Melrose	01053	\$428,172	\$329,937	\$98,236	\$50,647	51.56%	\$13,132	13.37%	\$19,107	19.45%	\$12,189	12.41%	\$44,428	45.23%	\$16,801	★★★★
American Legion Post 102 Anoka	Anoka	00010	\$1,412,289	\$1,156,925	\$255,364	\$146,460	57.35%	\$27,404	10.73%	\$40,834	15.99%	\$48,996	19.19%	\$117,234	45.91%	\$79,360	★★★★
American Legion Post 104 Litchfield	Litchfield	00518	\$1,702,767	\$1,434,881	\$267,886	\$86,535	32.30%	\$42,073	15.71%	\$37,821	14.12%	\$61,579	22.99%	\$141,473	52.81%	\$97,762	★★★★★
American Legion Post 105 Lyle	Lyle	00247	\$827,073	\$703,363	\$123,710	\$67,428	54.50%	\$27,184	21.97%	\$9,884	7.99%	\$17,510	14.15%	\$54,578	44.12%	\$22,393	★★★★
American Legion Post 108 Le Center	Le Center	00587	\$103,226	\$77,945	\$25,281	\$11,746	46.46%	\$1,483	5.86%	\$10,473	41.43%	\$3,086	12.21%	\$15,042	59.50%	\$5,781	★★★★★
American Legion Post 109 Two Harbors	Two Harbors	00368	\$497,315	\$406,134	\$91,181	\$56,220	61.66%	\$3,448	3.78%	\$18,527	20.32%	\$11,264	12.35%	\$33,239	36.45%	\$8,924	★★★
American Legion Post 113 Marshall	Marshall	00746	\$524,847	\$384,039	\$140,808	\$65,837	46.76%	\$24,824	17.63%	\$16,395	11.64%	\$17,975	12.77%	\$59,194	42.04%	\$38,627	★★★★
American Legion Post 117 Thief River Falls	Thief River Falls	00794	\$1,716,685	\$1,434,812	\$281,874	\$113,214	40.16%	\$72,167	25.60%	\$10,053	3.57%	\$69,314	24.59%	\$151,533	53.76%	\$150,634	★★★★★

FY2018 Organization Annual Report Summary

by Organization Name

Organization Name	City	License	Gross		Net	Allowable	%	LAWFUL PURPOSE EXPENDITURES						Retained	Star Rating		
			Receipts	Prizes	Receipts	Expenses		Charitable	%	Other	%	Taxes/Fees	%	TOTAL		%	Cash
American Legion Post 118 Wayzata	Wayzata	01006	\$383,729	\$282,400	\$101,329	\$16,332	16.12%	\$61,862	61.05%	\$8,000	7.90%	\$9,518	9.39%	\$79,380	78.34%	\$51,129	★★★★★
American Legion Post 119 Byron	Byron	01156	\$743,885	\$611,614	\$132,271	\$81,436	61.57%	\$39,393	29.78%	\$8,646	6.54%	\$16,771	12.68%	\$64,810	49.00%	\$59,439	★★★★
American Legion Post 12 Long Prairie	Long Prairie	00739	\$726,923	\$564,734	\$162,188	\$85,765	52.88%	\$32,063	19.77%	\$27,573	17.00%	\$18,713	11.54%	\$78,349	48.31%	\$45,449	★★★★
American Legion Post 121 Watertown	Watertown	02418	\$189,981	\$143,127	\$46,854	\$26,717	57.02%	\$14,396	30.73%	\$825	1.76%	\$5,151	10.99%	\$20,373	43.48%	\$33,550	★★★★
American Legion Post 122 Deer River	Deer River	00510	\$878,300	\$729,895	\$148,405	\$81,633	55.01%	\$28,229	19.02%	\$18,854	12.70%	\$25,894	17.45%	\$72,978	49.17%	\$31,481	★★★★
American Legion Post 126 Cosmos	Cosmos	00833	\$350,035	\$283,490	\$66,545	\$28,322	42.56%	\$10,467	15.73%	\$0	0.00%	\$7,291	10.96%	\$17,758	26.69%	\$25,240	★★★
American Legion Post 130 Jackson	Jackson	00251	\$254,075	\$188,131	\$65,945	\$32,471	49.24%	\$5,280	8.01%	\$19,044	28.88%	\$5,995	9.09%	\$30,319	45.98%	\$37,411	★★★★
American Legion Post 131 Maple Lake	Maple Lake	00623	\$1,297,812	\$1,065,684	\$232,128	\$88,520	38.13%	\$62,989	27.14%	\$46,595	20.07%	\$44,210	19.05%	\$153,794	66.25%	\$25,276	★★★★★
American Legion Post 132 New Ulm	New Ulm	00417	\$259,342	\$193,812	\$65,530	\$33,417	50.99%	\$3,974	6.06%	\$19,561	29.85%	\$7,334	11.19%	\$30,868	47.11%	\$30,851	★★★★
American Legion Post 134 Walker	Walker	00115	\$1,787,552	\$1,435,153	\$352,399	\$143,512	40.72%	\$85,979	24.40%	\$33,353	9.46%	\$87,872	24.94%	\$207,205	58.80%	\$26,163	★★★★★
American Legion Post 136 Flensburg	Flensburg	02663	\$546,701	\$457,478	\$89,223	\$54,464	61.04%	\$22,105	24.77%	\$1,200	1.34%	\$8,741	9.80%	\$32,046	35.92%	\$27,413	★★★
American Legion Post 137 Royalton	Royalton	00785	\$298,722	\$230,530	\$68,191	\$15,683	23.00%	\$20,645	30.27%	\$7,420	10.88%	\$5,761	8.45%	\$33,825	49.60%	\$26,055	★★★★
American Legion Post 141 Silver Lake	Silver Lake	00123	\$319,979	\$260,040	\$59,939	\$25,723	42.92%	\$9,611	16.03%	\$10,163	16.96%	\$10,668	17.80%	\$30,443	50.79%	\$15,928	★★★★★
American Legion Post 145 Howard Lake	Howard Lake	01342	\$1,620,548	\$1,403,430	\$217,118	\$68,434	31.52%	\$19,894	9.16%	\$56,521	26.03%	\$38,835	17.89%	\$115,250	53.08%	\$53,743	★★★★★
American Legion Post 146 Adams	Adams	00352	\$249,809	\$200,119	\$49,690	\$16,470	33.15%	\$11,447	23.04%	\$9,664	19.45%	\$6,372	12.82%	\$27,483	55.31%	\$12,596	★★★★★
American Legion Post 147 Big Lake	Big Lake	01195	\$1,914,101	\$1,565,822	\$348,278	\$212,445	61.00%	\$79,065	22.70%	\$2,000	0.57%	\$72,416	20.79%	\$153,481	44.07%	\$27,548	★★★★
American Legion Post 149 Morristown	Morristown	00660	\$339,537	\$263,928	\$75,610	\$32,005	42.33%	\$10,904	14.42%	\$21,291	28.16%	\$9,201	12.17%	\$41,396	54.75%	\$11,966	★★★★★
American Legion Post 157 East Grand For	East Grand Forks	00456	\$3,196,863	\$2,687,862	\$509,001	\$225,235	44.25%	\$78,942	15.51%	\$31,263	6.14%	\$151,261	29.72%	\$261,467	51.37%	\$373,630	★★★★★
American Legion Post 16 Bagley	Bagley	00977	\$914,513	\$753,846	\$160,667	\$77,730	48.38%	\$11,577	7.21%	\$23,156	14.41%	\$32,277	20.09%	\$67,010	41.71%	\$43,102	★★★★
American Legion Post 164 Stewartville	Stewartville	01093	\$1,117,548	\$940,753	\$176,795	\$81,284	45.98%	\$18,499	10.46%	\$37,004	20.93%	\$26,878	15.20%	\$82,381	46.60%	\$39,499	★★★★
American Legion Post 165 Bricelyn	Bricelyn	01183	\$29,508	\$23,061	\$6,447	\$2,735	42.42%	\$1,135	17.61%	\$3,791	58.80%	\$1,214	18.83%	\$6,140	95.24%	\$1,560	★★★★★
American Legion Post 167 Willmar	Willmar	00586	\$1,726,594	\$1,417,229	\$309,366	\$189,859	61.37%	\$11,174	3.61%	\$12,802	4.14%	\$75,638	24.45%	\$99,613	32.20%	\$24,239	★★★
American Legion Post 168 White Bear Lak	White Bear Lake	00539	\$980,172	\$809,157	\$171,015	\$98,124	57.38%	\$4,695	2.75%	\$24,621	14.40%	\$42,703	24.97%	\$72,020	42.11%	\$22,905	★★★★
American Legion Post 172 Osseo	Osseo	00104	\$5,819,732	\$5,039,445	\$780,287	\$269,193	34.50%	\$119,180	15.27%	\$93,104	11.93%	\$244,357	31.32%	\$456,641	58.52%	\$471,441	★★★★★
American Legion Post 176 Apple Valley	Apple Valley	00694	\$8,168,226	\$7,115,162	\$1,053,064	\$342,629	32.54%	\$282,475	26.82%	\$102,922	9.77%	\$330,778	31.41%	\$716,174	68.01%	\$218,041	★★★★★
American Legion Post 178 Milaca	Milaca	00530	\$450,134	\$361,443	\$88,691	\$55,885	63.01%	\$3,892	4.39%	\$20,623	23.25%	\$11,888	13.40%	\$36,403	41.05%	\$2,181	★★★★
American Legion Post 179 Plainview	Plainview	00090	\$330,428	\$269,800	\$60,628	\$39,855	65.74%	\$10,662	17.59%	\$7,629	12.58%	\$6,682	11.02%	\$24,973	41.19%	\$75	★★★★
American Legion Post 181 Lake Park	Lake Park	00577	\$137,045	\$102,048	\$34,997	\$14,331	40.95%	\$1,399	4.00%	\$10,169	29.06%	\$3,654	10.44%	\$15,222	43.50%	\$8,406	★★★★
American Legion Post 184 Pine Island	Pine Island	00308	\$899,177	\$732,270	\$166,907	\$116,564	69.84%	\$9,131	5.47%	\$19,910	11.93%	\$23,532	14.10%	\$52,574	31.50%	\$43,494	★★★
American Legion Post 187 Glenwood	Glenwood	00509	\$156,097	\$115,838	\$40,259	\$16,234	40.32%	\$1,379	3.42%	\$9,324	23.16%	\$6,627	16.46%	\$17,329	43.04%	\$8,831	★★★
American Legion Post 19 Madelia	Madelia	02091	\$871,280	\$759,587	\$111,693	\$50,005	44.77%	\$9,127	8.17%	\$34,160	30.58%	\$15,011	13.44%	\$58,299	52.20%	\$10,280	★★★★★
American Legion Post 191 Caledonia	Caledonia	00773	\$270,076	\$221,710	\$48,366	\$13,151	27.19%	\$14,220	29.40%	\$13,492	27.90%	\$4,700	9.72%	\$32,412	67.02%	\$58,037	★★★★★
American Legion Post 192 Elmore	Elmore	01699	\$230,247	\$182,322	\$47,925	\$36,330	75.81%	\$2,478	5.17%	\$7,591	15.84%	\$5,206	10.86%	\$15,275	31.87%	\$17,217	★★★
American Legion Post 2 Shakopee	Shakopee	00466	\$609,715	\$493,878	\$115,837	\$53,311	46.02%	\$725	0.63%	\$43,790	37.80%	\$11,502	9.93%	\$56,017	48.36%	\$11,929	★★★★
American Legion Post 20 Crookston	Crookston	00471	\$117,689	\$94,310	\$23,379	\$48,545	207.64%	\$11,120	47.57%	\$475	2.03%	\$3,146	13.46%	\$14,741	63.05%	\$7,989	★★★★★

FY2018 Organization Annual Report Summary

by Organization Name

Organization Name	City	License	Gross		Net	Allowable		LAWFUL PURPOSE EXPENDITURES						Retained	Star Rating		
			Receipts	Prizes	Receipts	Expenses	%	Charitable	%	Other	%	Taxes/Fees	%	TOTAL		%	Cash
American Legion Post 202 Hackensack	Hackensack	00972	\$889,870	\$764,172	\$125,699	\$78,812	62.70%	\$19,885	15.82%	\$4,685	3.73%	\$17,866	14.21%	\$42,437	33.76%	\$44,173	★★★
American Legion Post 207 Cleveland	Cleveland	01227	\$180,684	\$140,692	\$39,992	\$10,890	27.23%	\$15,885	39.72%	\$7,671	19.18%	\$4,897	12.24%	\$28,453	71.15%	\$3,025	★★★★★
American Legion Post 21 Moorhead	Moorhead	00507	\$1,582,915	\$1,205,037	\$377,878	\$206,763	54.72%	\$42,884	11.35%	\$57,122	15.12%	\$62,696	16.59%	\$162,702	43.06%	\$28,126	★★★★★
American Legion Post 210 Wells	Wells	00360	\$466,317	\$397,656	\$68,662	\$40,348	58.76%	\$4,169	6.07%	\$14,306	20.84%	\$9,065	13.20%	\$27,540	40.11%	\$11,831	★★★★★
American Legion Post 211 Holdingford	Holdingford	01416	\$290,926	\$229,457	\$61,469	\$28,887	46.99%	\$15,866	25.81%	\$11,790	19.18%	\$6,814	11.09%	\$34,470	56.08%	\$6,121	★★★★★
American Legion Post 212 Park Rapids	Park Rapids	00220	\$3,651,632	\$3,185,550	\$466,082	\$225,204	48.32%	\$48,199	10.34%	\$71,073	15.25%	\$130,079	27.91%	\$249,352	53.50%	\$242,779	★★★★★
American Legion Post 214 Lancaster	Hallock	01075	\$166,444	\$136,041	\$30,403	\$15,188	49.95%	\$10,950	36.02%	\$0	0.00%	\$4,121	13.56%	\$15,071	49.57%	\$3,663	★★★★★
American Legion Post 217 Baudette	Baudette	00088	\$1,389,343	\$1,210,646	\$178,697	\$80,060	44.80%	\$41,763	23.37%	\$23,623	13.22%	\$31,978	17.90%	\$97,364	54.49%	\$26,124	★★★★★
American Legion Post 22 Red Lake Falls	Red Lake Falls	01101	\$264,605	\$211,627	\$52,978	\$25,022	47.23%	\$3,500	6.61%	\$16,362	30.88%	\$6,069	11.46%	\$25,932	48.95%	\$13,557	★★★★★
American Legion Post 220 Mountain Iron	Mountain Iron	00751	\$25,532	\$19,956	\$5,576	\$775	13.91%	\$3,006	53.91%	\$125	2.24%	\$1,145	20.54%	\$4,276	76.69%	\$2,459	★★★★★
American Legion Post 221 St. Stephen	St. Joseph	03156	\$115,261	\$86,600	\$28,660	\$14,310	49.93%	\$12,288	42.87%	\$179	0.62%	\$4,005	13.97%	\$16,471	57.47%	\$22,112	★★★★★
American Legion Post 225 Forest Lake	Forest Lake	00131	\$1,966,947	\$1,561,809	\$405,139	\$204,401	50.45%	\$20,956	5.17%	\$58,262	14.38%	\$99,858	24.65%	\$179,076	44.20%	\$55,218	★★★★★
American Legion Post 228 Waseca	Waseca	00135	\$512,361	\$402,406	\$109,955	\$71,547	65.07%	\$7,087	6.45%	\$29,296	26.64%	\$8,972	8.16%	\$45,355	41.25%	\$4,001	★★★★★
American Legion Post 234 Minneapolis	Minneapolis	00733	\$470,000	\$394,723	\$75,277	\$28,544	37.92%	\$9,153	12.16%	\$20,826	27.67%	\$11,340	15.07%	\$41,319	54.89%	\$17,804	★★★★★
American Legion Post 237 Balaton	Balaton	00747	\$110,185	\$84,627	\$25,558	\$10,629	41.59%	\$12,878	50.39%	\$95	0.37%	\$2,951	11.55%	\$15,924	62.31%	\$14,538	★★★★★
American Legion Post 24 Roseau	Roseau	00118	\$866,969	\$682,424	\$184,545	\$101,730	55.12%	\$16,000	8.67%	\$29,327	15.89%	\$31,388	17.01%	\$76,715	41.57%	\$28,118	★★★★★
American Legion Post 241 Aurora	Aurora	00130	\$973,177	\$848,702	\$124,475	\$71,953	57.81%	\$10,519	8.45%	\$13,711	11.02%	\$22,010	17.68%	\$46,240	37.15%	\$30,362	★★★
American Legion Post 242 Fisher	Fisher	00865	\$294,526	\$241,927	\$52,599	\$31,171	59.26%	\$7,580	14.41%	\$4,182	7.95%	\$6,578	12.50%	\$18,340	34.87%	\$96,907	★★★
American Legion Post 243 Askov	Askov	02392	\$611,612	\$497,090	\$114,523	\$57,422	50.14%	\$49,943	43.61%	\$0	0.00%	\$12,774	11.15%	\$62,717	54.76%	\$22,820	★★★★★
American Legion Post 249 Spring Grove	Spring Grove	01443	\$252,039	\$200,232	\$51,807	\$26,388	50.94%	\$11,461	22.12%	\$10,912	21.06%	\$5,545	10.70%	\$27,918	53.89%	\$3,837	★★★★★
American Legion Post 25 Warroad	Warroad	01593	\$595,451	\$502,218	\$93,233	\$38,764	41.58%	\$2,000	2.15%	\$27,613	29.62%	\$10,835	11.62%	\$40,448	43.38%	\$20,633	★★★★★
American Legion Post 251 Robbinsdale	Robbinsdale	01173	\$1,460,721	\$1,252,712	\$208,010	\$114,028	54.82%	\$27,747	13.34%	\$0	0.00%	\$41,603	20.00%	\$69,350	33.34%	\$46,713	★★★
American Legion Post 253 Lowry	Lowry	02319	\$872,848	\$743,694	\$129,154	\$58,785	45.52%	\$41,364	32.03%	\$16,378	12.68%	\$19,326	14.96%	\$77,068	59.67%	\$40,860	★★★★★
American Legion Post 255 Brainerd	Brainerd	00529	\$1,613,568	\$1,364,494	\$249,074	\$149,924	60.19%	\$16,756	6.73%	\$34,729	13.94%	\$51,537	20.69%	\$103,022	41.36%	\$11,523	★★★★★
American Legion Post 257 Springfield	Springfield	00106	\$747,482	\$639,224	\$108,258	\$46,367	42.83%	\$39,291	36.29%	\$14,008	12.94%	\$11,652	10.76%	\$64,951	60.00%	\$29,449	★★★★★
American Legion Post 259 Excelsior	Shorewood	00229	\$772,849	\$607,895	\$164,954	\$103,281	62.61%	\$14,883	9.02%	\$17,715	10.74%	\$27,793	16.85%	\$60,390	36.61%	\$14,711	★★★
American Legion Post 260 Monticello	Monticello	00672	\$4,183,348	\$3,655,007	\$528,341	\$203,774	38.57%	\$64,534	12.21%	\$62,306	11.79%	\$140,163	26.53%	\$267,003	50.54%	\$196,936	★★★★★
American Legion Post 261 Kimball	Kimball	00575	\$260,350	\$207,904	\$52,445	\$41,702	79.51%	\$1,034	1.97%	\$8,078	15.40%	\$5,925	11.30%	\$15,038	28.67%	\$4,080	★★
American Legion Post 264 Glenville	Glenville	01304	\$233,356	\$189,248	\$44,108	\$22,905	51.93%	\$5,085	11.53%	\$7,262	16.46%	\$5,379	12.19%	\$17,726	40.19%	\$20,806	★★★★★
American Legion Post 269 Madison Lake	Madison Lake	01248	\$1,181,138	\$984,763	\$196,374	\$110,654	56.35%	\$42,248	21.51%	\$0	0.00%	\$38,461	19.59%	\$80,709	41.10%	\$18,538	★★★★★
American Legion Post 27 Warren	Warren	00325	\$892,080	\$786,574	\$105,506	\$38,737	36.72%	\$8,757	8.30%	\$29,157	27.64%	\$14,157	13.42%	\$52,071	49.35%	\$34,030	★★★★★
American Legion Post 270 Buffalo	Buffalo	00917	\$6,358,189	\$5,595,115	\$763,074	\$272,700	35.74%	\$157,947	20.70%	\$113,450	14.87%	\$246,332	32.28%	\$517,729	67.85%	\$138,017	★★★★★
American Legion Post 271 Paynesville	Paynesville	00296	\$543,297	\$427,603	\$115,694	\$74,117	64.06%	\$9,300	8.04%	\$31,761	27.45%	\$12,513	10.82%	\$53,575	46.31%	\$18,432	★★★★★
American Legion Post 29 Morris	Morris	00324	\$577,759	\$459,777	\$117,982	\$76,712	65.02%	\$21,216	17.98%	\$4,792	4.06%	\$12,855	10.90%	\$38,862	32.94%	\$13,048	★★★
American Legion Post 294 Lake Crystal	Lake Crystal	00343	\$516,144	\$419,952	\$96,193	\$62,394	64.86%	\$600	0.62%	\$24,072	25.02%	\$11,185	11.63%	\$35,857	37.28%	\$4,494	★★★

FY2018 Organization Annual Report Summary

by Organization Name

Organization Name	City	License	Gross		Net	Allowable		LAWFUL PURPOSE EXPENDITURES						Retained	Star Rating		
			Receipts	Prizes	Receipts	Expenses	%	Charitable	%	Other	%	Taxes/Fees	%	TOTAL		%	Cash
American Legion Post 298 Foley	Foley	00138	\$288,158	\$234,079	\$54,079	\$34,385	63.58%	\$7,327	13.55%	\$5,625	10.40%	\$6,034	11.16%	\$18,986	35.11%	\$7,859	★★★
American Legion Post 30 Fergus Falls	Fergus Falls	00095	\$917,952	\$732,449	\$185,503	\$95,560	51.51%	\$19,381	10.45%	\$37,650	20.30%	\$29,261	15.77%	\$86,292	46.52%	\$86,652	★★★★
American Legion Post 303 Fridley	Fridley	00001	\$4,645,621	\$3,980,425	\$665,196	\$300,861	45.23%	\$38,059	5.72%	\$74,368	11.18%	\$226,181	34.00%	\$338,608	50.90%	\$73,251	★★★★★
American Legion Post 304 Gonvick	Gonvick	01162	\$6,925	\$5,679	\$1,246	\$1,300	104.35%	\$550	44.13%	\$0	0.00%	\$602	48.28%	\$1,152	92.41%	\$1,992	★★★★★
American Legion Post 309 Belview	Belview	01260	\$77,463	\$62,126	\$15,337	\$5,657	36.88%	\$400	2.61%	\$4,098	26.72%	\$2,672	17.42%	\$7,170	46.75%	\$5,082	★★★★
American Legion Post 311 Elysian	Elysian	01027	\$942,535	\$770,442	\$172,093	\$97,751	56.80%	\$36,991	21.50%	\$15,853	9.21%	\$31,135	18.09%	\$83,979	48.80%	\$11,505	★★★★
American Legion Post 315 Lake Bronson	Lake Bronson	00462	\$339,282	\$274,995	\$64,287	\$31,352	48.77%	\$4,952	7.70%	\$10,490	16.32%	\$7,011	10.91%	\$22,452	34.92%	\$14,764	★★★
American Legion Post 317 Emmons	Emmons	00300	\$122,375	\$100,643	\$21,732	\$7,122	32.77%	\$4,415	20.32%	\$12,686	58.38%	\$2,913	13.40%	\$20,014	92.10%	\$3,750	★★★★★
American Legion Post 318 Fulda	Fulda	00755	\$118,022	\$95,550	\$22,472	\$12,322	54.83%	\$4,470	19.89%	\$0	0.00%	\$2,986	13.29%	\$7,456	33.18%	\$12,949	★★★
American Legion Post 320 Hopkins	Hopkins	00225	\$2,918,393	\$2,567,895	\$350,498	\$169,343	48.32%	\$25,178	7.18%	\$45,921	13.10%	\$90,149	25.72%	\$161,248	46.01%	\$43,340	★★★★
American Legion Post 323 Clearwater	Clearwater	00399	\$2,305,484	\$1,871,208	\$434,276	\$224,574	51.71%	\$34,756	8.00%	\$117,752	27.11%	\$116,810	26.90%	\$269,317	62.02%	\$75,185	★★★★★
American Legion Post 328 St. Joseph	St. Joseph	01373	\$644,617	\$529,811	\$114,806	\$36,881	32.12%	\$17,032	14.84%	\$27,791	24.21%	\$14,541	12.67%	\$59,363	51.71%	\$29,084	★★★★★
American Legion Post 33 St. James	St. James	00190	\$584,209	\$479,794	\$104,416	\$52,313	50.10%	\$26,503	25.38%	\$29,894	28.63%	\$12,518	11.99%	\$68,916	66.00%	\$63,517	★★★★★
American Legion Post 330 Hayfield	Hayfield	01404	\$370,301	\$307,826	\$62,475	\$22,630	36.22%	\$13,119	21.00%	\$18,534	29.67%	\$6,516	10.43%	\$38,169	61.09%	\$14,168	★★★★★
American Legion Post 333 Kasson	Kasson	00363	\$1,066,716	\$889,524	\$177,191	\$85,838	48.44%	\$26,695	15.07%	\$17,642	9.96%	\$31,180	17.60%	\$75,517	42.62%	\$23,963	★★★★
American Legion Post 334 Coon Rapids	Coon Rapids	00127	\$3,320,705	\$2,820,822	\$499,882	\$296,860	59.39%	\$42,157	8.43%	\$27,408	5.48%	\$146,120	29.23%	\$215,685	43.15%	\$89,218	★★★★
American Legion Post 343 Norwood	Norwood Young A	01863	\$602,212	\$494,448	\$107,764	\$47,896	44.44%	\$21,030	19.51%	\$0	0.00%	\$13,503	12.53%	\$34,533	32.04%	\$41,284	★★★
American Legion Post 353 Argyle	Argyle	00302	\$116,477	\$89,268	\$27,209	\$14,490	53.25%	\$0	0.00%	\$7,232	26.58%	\$3,276	12.04%	\$10,508	38.62%	\$7,537	★★★
American Legion Post 357 Ashby	Ashby	01367	\$1,366,881	\$1,172,254	\$194,628	\$102,697	52.77%	\$21,486	11.04%	\$26,460	13.60%	\$32,965	16.94%	\$80,911	41.57%	\$48,730	★★★★
American Legion Post 36 Fairmont	Fairmont	00351	\$2,132,117	\$1,847,424	\$284,692	\$163,791	57.53%	\$59,427	20.87%	\$0	0.00%	\$73,257	25.73%	\$132,684	46.61%	\$18,304	★★★★
American Legion Post 361 Denham	Willow River	02277	\$307,473	\$249,525	\$57,948	\$41,314	71.29%	\$10,136	17.49%	\$0	0.00%	\$6,924	11.95%	\$17,060	29.44%	\$14,216	★★
American Legion Post 368 Backus	Backus	02865	\$2,422,476	\$2,064,146	\$358,329	\$179,217	50.01%	\$53,459	14.92%	\$29,000	8.09%	\$101,547	28.34%	\$184,006	51.35%	\$123,183	★★★★★
American Legion Post 37 St. Peter	St. Peter	00307	\$1,328,069	\$1,111,190	\$216,880	\$144,724	66.73%	\$13,480	6.22%	\$19,139	8.82%	\$48,115	22.19%	\$80,734	37.23%	\$14,681	★★★
American Legion Post 377 Delano	Delano	00329	\$2,065,875	\$1,705,643	\$360,232	\$168,148	46.68%	\$46,155	12.81%	\$50,795	14.10%	\$72,101	20.02%	\$169,051	46.93%	\$86,013	★★★★
American Legion Post 38 Redwood Falls	Redwood Falls	01339	\$314,668	\$263,078	\$51,591	\$19,922	38.61%	\$9,838	19.07%	\$13,795	26.74%	\$5,638	10.93%	\$29,271	56.74%	\$30,300	★★★★★
American Legion Post 381 Eden Valley	Eden Valley	00133	\$370,812	\$297,215	\$73,597	\$41,891	56.92%	\$13,362	18.16%	\$4,233	5.75%	\$7,718	10.49%	\$25,314	34.39%	\$25,571	★★★
American Legion Post 39 North St. Paul	North St. Paul	01196	\$2,783,887	\$2,355,851	\$428,036	\$222,550	51.99%	\$33,722	7.88%	\$69,511	16.24%	\$113,231	26.45%	\$216,464	50.57%	\$32,523	★★★★★
American Legion Post 390 Stephen	Stephen	02765	\$636,187	\$541,320	\$94,867	\$30,668	32.33%	\$8,950	9.43%	\$19,710	20.78%	\$11,597	12.22%	\$40,256	42.43%	\$44,828	★★★★
American Legion Post 391 Storden	Storden	00143	\$257,275	\$212,699	\$44,576	\$13,788	30.93%	\$17,065	38.28%	\$7,595	17.04%	\$4,643	10.42%	\$29,303	65.74%	\$11,920	★★★★★
American Legion Post 398 Mound	Mound	00137	\$1,463,845	\$1,212,328	\$251,517	\$151,155	60.10%	\$17,209	6.84%	\$26,535	10.55%	\$53,224	21.16%	\$96,969	38.55%	\$36,424	★★★
American Legion Post 40 Lanesboro	Lanesboro	03053	\$463,245	\$388,998	\$74,248	\$54,045	72.79%	\$4,500	6.06%	\$16,683	22.47%	\$7,813	10.52%	\$28,996	39.05%	\$7,863	★★★
American Legion Post 400 Canton	Canton	02367	\$151,229	\$116,237	\$34,992	\$15,049	43.01%	\$20,788	59.41%	\$345	0.99%	\$3,955	11.30%	\$25,088	71.70%	\$8,964	★★★★★
American Legion Post 404 Alden	Alden	00983	\$128,502	\$104,423	\$24,079	\$4,729	19.64%	\$5,638	23.42%	\$10,081	41.87%	\$3,023	12.55%	\$18,741	77.83%	\$11,909	★★★★★
American Legion Post 41 Lamberton	Lamberton	00659	\$94,996	\$75,195	\$19,801	\$9,936	50.18%	\$1,100	5.56%	\$4,518	22.82%	\$2,607	13.17%	\$8,225	41.54%	\$12,127	★★★★
American Legion Post 417	Long Prairie	92229	\$276,870	\$227,622	\$49,248	\$13,605	27.63%	\$14,480	29.40%	\$12,356	25.09%	\$5,336	10.84%	\$32,172	65.33%	\$10,636	★★★★★

FY2018 Organization Annual Report Summary

by Organization Name

Organization Name	City	License	Gross		Net	Allowable		LAWFUL PURPOSE EXPENDITURES								Retained	Star Rating
			Receipts	Prizes	Receipts	Expenses	%	Charitable	%	Other	%	Taxes/Fees	%	TOTAL	%	Cash	
American Legion Post 423 Houston	Houston	02203	\$244,977	\$198,066	\$46,911	\$13,618	29.03%	\$11,161	23.79%	\$17,375	37.04%	\$5,729	12.21%	\$34,265	73.04%	\$14,487	★★★★★
American Legion Post 428 Waite Park	Waite Park	00164	\$2,396,120	\$1,922,681	\$473,439	\$257,765	54.45%	\$44,440	9.39%	\$68,244	14.41%	\$92,870	19.62%	\$205,553	43.42%	\$87,398	★★★★
American Legion Post 43 Faribault	Faribault	00275	\$1,325,691	\$1,119,246	\$206,445	\$96,059	46.53%	\$21,521	10.42%	\$27,896	13.51%	\$58,381	28.28%	\$107,798	52.22%	\$29,048	★★★★★
American Legion Post 431 Twin Valley	Twin Valley	00074	\$258,954	\$219,882	\$39,072	\$23,209	59.40%	\$9,167	23.46%	\$6,134	15.70%	\$4,061	10.39%	\$19,362	49.55%	\$13,888	★★★★
American Legion Post 433 Gaylord	Gaylord	01239	\$61,855	\$40,463	\$21,392	\$13,499	63.10%	\$309	1.44%	\$300	1.40%	\$2,421	11.32%	\$3,030	14.16%	\$6,991	★
American Legion Post 443 Ironton	Ironton	00148	\$2,355,336	\$2,064,679	\$290,657	\$168,038	57.81%	\$23,451	8.07%	\$17,656	6.07%	\$66,954	23.04%	\$108,061	37.18%	\$24,005	★★★
American Legion Post 444 Middle River	Middle River	01567	\$365,293	\$292,347	\$72,946	\$38,867	53.28%	\$5,931	8.13%	\$20,021	27.45%	\$8,340	11.43%	\$34,292	47.01%	\$11,086	★★★★
American Legion Post 445 Karlstad	Karlstad	02820	\$311,233	\$260,176	\$51,057	\$20,184	39.53%	\$11,863	23.23%	\$7,938	15.55%	\$6,561	12.85%	\$26,361	51.63%	\$25,685	★★★★★
American Legion Post 452 Keewatin	Keewatin	00551	\$2,502,089	\$2,169,863	\$332,226	\$167,651	50.46%	\$44,032	13.25%	\$8,396	2.53%	\$75,355	22.68%	\$127,782	38.46%	\$36,513	★★★★
American Legion Post 454 Kiester	Kiester	00790	\$85,997	\$63,792	\$22,205	\$6,277	28.27%	\$1,750	7.88%	\$11,257	50.70%	\$2,621	11.80%	\$15,628	70.38%	\$712	★★★★★
American Legion Post 455 Cold Spring	Cold Spring	01579	\$488,465	\$367,002	\$121,464	\$56,731	46.71%	\$9,316	7.67%	\$29,359	24.17%	\$15,805	13.01%	\$54,480	44.85%	\$17,416	★★★★
American Legion Post 46 Little Falls	Little Falls	00838	\$811,338	\$653,974	\$157,364	\$90,390	57.44%	\$28,211	17.93%	\$27,798	17.66%	\$23,192	14.74%	\$79,201	50.33%	\$20,082	★★★★★
American Legion Post 464 Brewster	Brewster	00648	\$82,097	\$55,669	\$26,428	\$3,948	14.94%	\$24,398	92.32%	\$0	0.00%	\$2,948	11.15%	\$27,346	103.47%	\$4,601	★★★★★
American Legion Post 47 Hastings	Hastings	00054	\$583,238	\$461,058	\$122,180	\$49,076	40.17%	\$6,685	5.47%	\$48,555	39.74%	\$15,251	12.48%	\$70,490	57.69%	\$59,632	★★★★★
American Legion Post 473 Rice	Rice	02521	\$211,876	\$164,811	\$47,065	\$20,197	42.91%	\$12,455	26.46%	\$8,468	17.99%	\$5,227	11.11%	\$26,150	55.56%	\$4,997	★★★★★
American Legion Post 475 St. Clair	St. Clair	00478	\$279,152	\$218,147	\$61,005	\$20,601	33.77%	\$7,259	11.90%	\$6,061	9.94%	\$7,271	11.92%	\$20,590	33.75%	\$65,395	★★★
American Legion Post 478 Hardwick	Hardwick	00661	\$129,832	\$103,400	\$26,432	\$13,988	52.92%	\$6,570	24.86%	\$510	1.93%	\$3,806	14.40%	\$10,886	41.19%	\$11,085	★★★★
American Legion Post 48 Stillwater	Stillwater	00903	\$1,334,198	\$1,145,352	\$188,846	\$147,255	77.98%	\$6,195	3.28%	\$0	0.00%	\$34,220	18.12%	\$40,415	21.40%	\$9,368	★★
American Legion Post 482 Albany	Albany	01170	\$52,739	\$35,890	\$16,849	\$9,897	58.74%	\$4,290	25.46%	\$742	4.40%	\$2,142	12.71%	\$7,174	42.58%	\$5,095	★★★★
American Legion Post 489 Underwood	Underwood	01171	\$722,871	\$624,295	\$98,576	\$43,815	44.45%	\$6,050	6.14%	\$15,335	15.56%	\$10,174	10.32%	\$31,560	32.02%	\$33,736	★★★
American Legion Post 49 Pequot Lakes	Pequot Lakes	01103	\$483,619	\$373,886	\$109,733	\$69,039	62.92%	\$18,521	16.88%	\$4,809	4.38%	\$10,570	9.63%	\$33,900	30.89%	\$29,319	★★★
American Legion Post 491 Bayport	Bayport	00467	\$11,397,206	\$9,563,013	\$1,834,193	\$920,887	50.21%	\$193,335	10.54%	\$37,635	2.05%	\$616,725	33.62%	\$847,696	46.22%	\$221,067	★★★★
American Legion Post 500 Crosslake	Crosslake	00997	\$301,412	\$215,489	\$85,923	\$34,917	40.64%	\$15,086	17.56%	\$17,962	20.90%	\$8,742	10.17%	\$41,790	48.64%	\$38,108	★★★★
American Legion Post 505 Gary	Gary	00677	\$112,336	\$98,472	\$13,864	\$5,034	36.31%	\$2,835	20.45%	\$4,207	30.34%	\$2,216	15.98%	\$9,257	66.77%	\$2,897	★★★★★
American Legion Post 507 Willernie	Willernie	02208	\$793,075	\$649,948	\$143,127	\$96,544	67.45%	\$22,371	15.63%	\$0	0.00%	\$24,874	17.38%	\$47,245	33.01%	\$32,764	★★★
American Legion Post 51 Pine City	Pine City	00097	\$983,032	\$770,031	\$213,001	\$101,509	47.66%	\$13,710	6.44%	\$46,904	22.02%	\$34,419	16.16%	\$95,033	44.62%	\$47,203	★★★★
American Legion Post 523 Golden Valley	Golden Valley	00991	\$3,071,909	\$2,468,383	\$603,526	\$279,110	46.25%	-\$11,233	-1.86%	\$77,679	12.87%	\$162,511	26.93%	\$228,957	37.94%	\$139,631	★★★
American Legion Post 526 Peterson	Peterson	00209	\$120,789	\$91,078	\$29,711	\$8,244	27.75%	\$999	3.36%	\$8,693	29.26%	\$3,239	10.90%	\$12,932	43.52%	\$21,833	★★★★
American Legion Post 537 New London	New London	00824	\$1,750,014	\$1,491,939	\$258,075	\$156,472	60.63%	\$18,573	7.20%	\$21,915	8.49%	\$60,513	23.45%	\$101,001	39.14%	\$12,273	★★★
American Legion Post 54 Red Wing	Red Wing	00236	\$385,066	\$301,606	\$83,460	\$40,133	48.09%	\$14,310	17.15%	\$26,162	31.35%	\$12,497	14.97%	\$52,969	63.47%	\$35,487	★★★★★
American Legion Post 542 Roseville	Roseville	00113	\$2,063,213	\$1,756,485	\$306,728	\$143,538	46.80%	\$39,567	12.90%	\$46,089	15.03%	\$84,013	27.39%	\$169,670	55.32%	\$44,155	★★★★★
American Legion Post 545 Spicer	Spicer	00430	\$1,644,993	\$1,373,712	\$271,281	\$129,333	47.67%	\$27,478	10.13%	\$50,710	18.69%	\$51,705	19.06%	\$129,893	47.88%	\$39,027	★★★★
American Legion Post 550 Bloomington	Bloomington	00234	\$6,851,182	\$6,053,322	\$797,860	\$330,641	41.44%	\$202,045	25.32%	\$1,499	0.19%	\$269,086	33.73%	\$472,630	59.24%	\$49,580	★★★★★
American Legion Post 551 Eyota	Eyota	00574	\$194,446	\$146,986	\$47,460	\$11,463	24.15%	\$9,707	20.45%	\$19,346	40.76%	\$5,122	10.79%	\$34,175	72.01%	\$34,909	★★★★★
American Legion Post 552 Freeborn	Wells	33189	\$224,954	\$174,195	\$50,759	\$25,581	50.40%	\$17,290	34.06%	\$2,790	5.50%	\$5,396	10.63%	\$25,476	50.19%	\$10,453	★★★★★

FY2018 Organization Annual Report Summary

by Organization Name

Organization Name	City	License	Gross		Net	Allowable		LAWFUL PURPOSE EXPENDITURES								Retained	Star Rating
			Receipts	Prizes	Receipts	Expenses	%	Charitable	%	Other	%	Taxes/Fees	%	TOTAL	%	Cash	
American Legion Post 553 Welcome	Welcome	00743	\$255,676	\$196,070	\$59,606	\$31,397	52.67%	\$10,534	17.67%	\$10,942	18.36%	\$7,541	12.65%	\$29,018	48.68%	\$28,077	★★★★
American Legion Post 56 Albert Lea	Albert Lea	00213	\$441,449	\$344,940	\$96,508	\$60,672	62.87%	\$2,016	2.09%	\$16,627	17.23%	\$10,368	10.74%	\$29,011	30.06%	\$15,857	★★★
American Legion Post 560 Zimmerman	Zimmerman	01190	\$2,078,674	\$1,791,776	\$286,898	\$151,690	52.87%	\$28,708	10.01%	\$34,113	11.89%	\$67,986	23.70%	\$130,807	45.59%	\$25,484	★★★★
American Legion Post 561 Lewisville	Lewisville	00916	\$1,352,071	\$1,172,575	\$179,496	\$107,955	60.14%	\$10,575	5.89%	\$12,820	7.14%	\$46,084	25.67%	\$69,478	38.71%	\$31,988	★★★
American Legion Post 566 Lino Lakes	Lino Lakes	00002	\$2,221,739	\$1,899,356	\$322,384	\$174,771	54.21%	\$19,853	6.16%	\$35,988	11.16%	\$81,866	25.39%	\$137,707	42.72%	\$33,777	★★★★
American Legion Post 567 St. Michael	St. Michael	00332	\$6,110,425	\$5,314,903	\$795,522	\$346,175	43.52%	\$62,925	7.91%	\$69,201	8.70%	\$252,132	31.69%	\$384,257	48.30%	\$146,107	★★★★
American Legion Post 57 Chaska	Chaska	00114	\$989,614	\$825,690	\$163,924	\$78,650	47.98%	\$20,760	12.66%	\$27,267	16.63%	\$23,610	14.40%	\$71,636	43.70%	\$4,168	★★★★
American Legion Post 577 St. Paul	St. Paul	00935	\$2,242,602	\$1,873,123	\$369,479	\$190,939	51.68%	\$27,847	7.54%	\$56,035	15.17%	\$99,481	26.92%	\$183,364	49.63%	\$42,762	★★★★
American Legion Post 579 Millville	Millville	00292	\$504,113	\$433,768	\$70,345	\$52,503	74.64%	\$5,815	8.27%	\$4,167	5.92%	\$8,910	12.67%	\$18,892	26.86%	\$7,176	★★
American Legion Post 580 Chanhassen	Chanhassen	00765	\$8,474,974	\$7,341,904	\$1,133,070	\$308,646	27.24%	\$250,061	22.07%	\$127,787	11.28%	\$392,721	34.66%	\$770,569	68.01%	\$206,335	★★★★★
American Legion Post 586 Lonsdale	Lonsdale	02150	\$110,068	\$76,313	\$33,755	\$7,562	22.40%	\$3,494	10.35%	\$13,153	38.97%	\$4,282	12.69%	\$20,929	62.00%	\$9,421	★★★★★
American Legion Post 59 Montevideo	Montevideo	00139	\$884,238	\$739,785	\$144,453	\$81,770	56.61%	\$28,389	19.65%	\$27,312	18.91%	\$18,218	12.61%	\$73,919	51.17%	\$19,106	★★★★★
American Legion Post 595 La Crescent	La Crescent	00170	\$478,286	\$390,375	\$87,911	\$66,468	75.61%	\$10,790	12.27%	\$21,710	24.70%	\$14,100	16.04%	\$46,601	53.01%	\$96,926	★★★★★
American Legion Post 596 Erskine	Erskine	01902	\$862,750	\$715,049	\$147,701	\$83,477	56.52%	\$37,843	25.62%	\$1,673	1.13%	\$23,720	16.06%	\$63,236	42.81%	\$23,720	★★★★
American Legion Post 6 Pipestone	Pipestone	00425	\$196,313	\$159,455	\$36,858	\$15,770	42.79%	\$1,222	3.32%	\$12,479	33.86%	\$5,013	13.60%	\$18,714	50.77%	\$14,413	★★★★★
American Legion Post 60 Grand Rapids	Grand Rapids	00287	\$682,166	\$577,368	\$104,798	\$75,421	71.97%	\$13,449	12.83%	\$13,476	12.86%	\$14,544	13.88%	\$41,469	39.57%	\$12,952	★★★
American Legion Post 602 Hillman	Hillman	01023	\$548,403	\$432,344	\$116,059	\$72,691	62.63%	\$15,779	13.60%	\$7,829	6.75%	\$10,811	9.32%	\$34,419	29.66%	\$8,179	★★
American Legion Post 613 Pine River	Pine River	00492	\$402,448	\$301,969	\$100,480	\$54,982	54.72%	\$8,861	8.82%	\$22,936	22.83%	\$10,705	10.65%	\$42,502	42.30%	\$10,163	★★★★
American Legion Post 617 Eagle Lake	Eagle Lake	00041	\$485,881	\$392,526	\$93,355	\$35,792	38.34%	\$9,656	10.34%	\$31,919	34.19%	\$10,854	11.63%	\$52,430	56.16%	\$33,669	★★★★★
American Legion Post 620 Hugo	Hugo	00905	\$1,456,090	\$1,229,242	\$226,848	\$138,757	61.17%	\$7,485	3.30%	\$36,483	16.08%	\$42,173	18.59%	\$86,141	37.97%	\$42,360	★★★
American Legion Post 621 St. Cloud	St. Cloud	00298	\$1,704,008	\$1,439,357	\$264,651	\$104,229	39.38%	\$43,991	16.62%	\$40,327	15.24%	\$56,400	21.31%	\$140,718	53.17%	\$35,343	★★★★★
American Legion Post 622 St. Francis	St. Francis	01520	\$1,645,281	\$1,397,495	\$247,786	\$133,680	53.95%	\$39,262	15.84%	\$8,540	3.45%	\$55,018	22.20%	\$102,819	41.50%	\$19,773	★★★★
American Legion Post 623 Plummer	Plummer	02312	\$344,172	\$296,388	\$47,784	\$30,630	64.10%	\$2,080	4.35%	\$12,561	26.29%	\$6,588	13.79%	\$21,229	44.43%	\$15,162	★★★★
American Legion Post 627 Nisswa	Nisswa	01124	\$2,083,604	\$1,705,398	\$378,206	\$220,542	58.31%	\$34,990	9.25%	\$52,997	14.01%	\$92,296	24.40%	\$180,283	47.67%	\$31,342	★★★★
American Legion Post 630 Brooklyn Center	Brooklyn Center	00233	\$2,683,278	\$2,301,236	\$382,042	\$147,925	38.72%	\$67,723	17.73%	\$35,576	9.31%	\$107,696	28.19%	\$210,995	55.23%	\$76,340	★★★★★
American Legion Post 641 Plato	Plato	02498	\$345,867	\$273,875	\$71,992	\$39,762	55.23%	\$25,270	35.10%	\$591	0.82%	\$6,544	9.09%	\$32,406	45.01%	\$11,465	★★★★
American Legion Post 642 Bowlus	Bowlus	01774	\$74,579	\$62,175	\$12,404	\$3,902	31.46%	\$6,561	52.90%	\$1,998	16.10%	\$2,060	16.61%	\$10,619	85.61%	\$15,522	★★★★★
American Legion Post 643 Savage	Savage	00321	\$2,558,411	\$2,173,481	\$384,930	\$185,449	48.18%	\$17,466	4.54%	\$68,727	17.85%	\$88,444	22.98%	\$174,637	45.37%	\$73,987	★★★★
American Legion Post 65 Rosemount	Rosemount	01253	\$951,386	\$807,205	\$144,181	\$99,004	68.67%	\$16,759	11.62%	\$14,074	9.76%	\$17,152	11.90%	\$47,984	33.28%	\$14,022	★★★
American Legion Post 67 Sauk Centre	Sauk Centre	01780	\$322,995	\$253,039	\$69,957	\$38,810	55.48%	\$5,609	8.02%	\$17,295	24.72%	\$7,841	11.21%	\$30,745	43.95%	\$11,166	★★★
American Legion Post 69 Granite Falls	Granite Falls	00082	\$486,764	\$394,862	\$91,902	\$52,025	56.61%	\$7,200	7.83%	\$29,369	31.96%	\$10,420	11.34%	\$46,990	51.13%	\$16,920	★★★★★
American Legion Post 71 Duluth	Duluth	00966	\$899,315	\$760,128	\$139,187	\$59,125	42.48%	\$13,786	9.90%	\$33,942	24.39%	\$21,943	15.77%	\$69,672	50.06%	\$31,388	★★★★★
American Legion Post 77 Owatonna	Owatonna	00337	\$1,445,786	\$1,177,429	\$268,357	\$169,957	63.33%	\$21,921	8.17%	\$14,219	5.30%	\$66,405	24.75%	\$102,545	38.21%	\$16,341	★★★
American Legion Post 79 Montgomery	Montgomery	00448	\$216,761	\$177,955	\$38,805	\$8,620	22.21%	\$0	0.00%	\$20,962	54.02%	\$4,482	11.55%	\$25,444	65.57%	\$7,832	★★★★★
American Legion Post 80 Wheaton	Wheaton	00301	\$98,813	\$78,101	\$20,712	\$11,004	53.13%	\$6,326	30.54%	\$0	0.00%	\$1,868	9.02%	\$8,194	39.56%	\$7,351	★★★

FY2018 Organization Annual Report Summary

by Organization Name

Organization Name	City	License	Gross		Net	Allowable		LAWFUL PURPOSE EXPENDITURES						Retained	Star Rating		
			Receipts	Prizes	Receipts	Expenses		%	Charitable	%	Other	%	Taxes/Fees	%		TOTAL	%
American Legion Post 82 Winnebago	Winnebago	00569	\$1,471,523	\$1,198,281	\$273,243	\$141,002	51.60%	\$62,039	22.70%	\$2,370	0.87%	\$58,629	21.46%	\$123,038	45.03%	\$24,227	★★★★
American Legion Post 84 Northfield	Northfield	00685	\$47,514	\$41,086	\$6,428	\$3,607	56.11%	\$1,775	27.61%	\$0	0.00%	\$1,327	20.64%	\$3,102	48.26%	\$3,439	★★★★
American Legion Post 85 North Branch	North Branch	00140	\$1,329,520	\$1,128,357	\$201,162	\$110,380	54.87%	\$32,903	16.36%	\$29,532	14.68%	\$30,644	15.23%	\$93,079	46.27%	\$11,396	★★★★
American Legion Post 86 Aitkin	Aitkin	00581	\$971,918	\$830,199	\$141,719	\$99,301	70.07%	\$8,630	6.09%	\$21,992	15.52%	\$15,562	10.98%	\$46,184	32.59%	\$15,451	★★★
American Legion Post 88 Greenbush	Greenbush	00800	\$776,486	\$661,203	\$115,283	\$59,508	51.62%	\$10,617	9.21%	\$9,314	8.08%	\$12,972	11.25%	\$32,903	28.54%	\$35,027	★★
American Legion Post 89 Blue Earth	Blue Earth	00437	\$555,754	\$460,277	\$95,477	\$36,314	38.03%	\$16,459	17.24%	\$28,578	29.93%	\$11,626	12.18%	\$56,663	59.35%	\$26,309	★★★★★
American Legion Post 9 Winona	Winona	00075	\$371,771	\$258,543	\$113,228	\$50,028	44.18%	\$19,168	16.93%	\$20,660	18.25%	\$13,043	11.52%	\$52,871	46.69%	\$25,252	★★★★
American Legion Post 91 Austin	Austin	00087	\$1,375,737	\$1,137,462	\$238,275	\$129,165	54.21%	\$28,158	11.82%	\$22,136	9.29%	\$54,926	23.05%	\$105,219	44.16%	\$37,574	★★★★
American Legion Post 92 Rochester	Rochester	00254	\$2,452,268	\$1,962,680	\$489,588	\$192,940	39.41%	\$71,363	14.58%	\$54,452	11.12%	\$134,599	27.49%	\$260,414	53.19%	\$160,747	★★★★★
American Legion Post 94 Rushford	Rushford	00067	\$238,581	\$179,469	\$59,112	\$33,572	56.79%	\$7,870	13.31%	\$12,481	21.11%	\$5,929	10.03%	\$26,280	44.46%	\$2,889	★★★★
American Legion Post 96 Hutchinson	Hutchinson	00080	\$1,115,230	\$904,260	\$210,970	\$123,470	58.52%	\$35,338	16.75%	\$50	0.02%	\$39,259	18.61%	\$74,647	35.38%	\$54,400	★★★
American Legion Post 98 St. Paul Park	St. Paul Park	00136	\$2,416,279	\$2,106,794	\$309,485	\$155,259	50.17%	\$36,076	11.66%	\$35,696	11.53%	\$91,203	29.47%	\$162,975	52.66%	\$39,062	★★★★★
Amvets Post 1 Mendota	Mendota	19091	\$13,715,237	\$11,759,828	\$1,955,409	\$1,149,606	58.79%	\$69,944	3.58%	\$2,269	0.12%	\$631,786	32.31%	\$704,000	36.00%	\$141,855	★★★
Amvets Post 12 Hibbing	Keewatin	32537	\$3,027,994	\$2,522,576	\$505,418	\$303,810	60.11%	\$20,789	4.11%	\$0	0.00%	\$172,062	34.04%	\$192,851	38.16%	\$40,402	★★★
Andover Football Association	Andover	36655	\$6,143,858	\$5,059,967	\$1,083,891	\$475,131	43.84%	\$304,786	28.12%	\$0	0.00%	\$309,687	28.57%	\$614,473	56.69%	\$265,360	★★★★★
Andover Huskies Youth Hockey Assoc	Andover	35843	\$10,924,971	\$9,131,564	\$1,793,407	\$623,320	34.76%	\$506,685	28.25%	\$0	0.00%	\$640,866	35.73%	\$1,147,550	63.99%	\$99,931	★★★★★
Annandale Firefighters Relief Assoc	Annandale	02746	\$1,237,429	\$1,098,365	\$139,064	\$90,290	64.93%	\$27,340	19.66%	\$0	0.00%	\$20,339	14.63%	\$47,679	34.29%	\$40,943	★★★
Annandale Lions Club	Annandale	02921	\$4,454,785	\$3,812,577	\$642,208	\$325,260	50.65%	\$102,922	16.03%	\$300	0.05%	\$188,386	29.33%	\$291,608	45.41%	\$95,513	★★★★
Anoka Area Hockey Assoc	Anoka	03035	\$6,165,338	\$5,257,451	\$907,887	\$369,802	40.73%	\$107,371	11.83%	\$162,678	17.92%	\$258,394	28.46%	\$528,442	58.21%	\$177,474	★★★★★
Anoka Area Ice Arena Assoc	Anoka	02926	\$9,137,536	\$7,961,785	\$1,175,752	\$613,267	52.16%	\$18,799	1.60%	\$152,920	13.01%	\$365,071	31.05%	\$536,790	45.66%	\$86,221	★★★★
Apple Valley Hockey Association	Apple Valley	01711	\$14,297,540	\$12,529,443	\$1,768,097	\$657,504	37.19%	\$528,222	29.88%	\$0	0.00%	\$593,062	33.54%	\$1,121,284	63.42%	\$100,414	★★★★★
Armstrong Cooper Youth Hockey Associati	New Hope	05723	\$6,960,113	\$5,837,922	\$1,122,191	\$407,562	36.32%	\$308,800	27.52%	\$0	0.00%	\$390,350	34.78%	\$699,150	62.30%	\$64,122	★★★★★
Audubon Vol Fire Fighters Relief Associati	Audubon	00613	\$369,109	\$288,730	\$80,380	\$68,492	85.21%	\$2,660	3.31%	\$0	0.00%	\$8,373	10.42%	\$11,033	13.73%	\$22,639	★
Austin Area Commission for the Arts	Austin	04427	\$1,033,983	\$863,884	\$170,099	\$86,371	50.78%	\$47,762	28.08%	\$0	0.00%	\$27,881	16.39%	\$75,643	44.47%	\$21,135	★★★★
Avon Lions Club	Avon	02668	\$798,573	\$685,498	\$113,075	\$67,330	59.54%	\$28,750	25.43%	\$0	0.00%	\$14,452	12.78%	\$43,202	38.21%	\$28,420	★★★
Babe Ruth League	Brooklyn Park	03273	\$378,268	\$306,204	\$72,064	\$52,055	72.23%	\$16,219	22.51%	\$0	0.00%	\$6,781	9.41%	\$23,000	31.92%	\$8,926	★★★
Badger Jaycees	Badger	02315	\$544,196	\$436,456	\$107,740	\$71,927	66.76%	\$23,040	21.38%	\$0	0.00%	\$9,741	9.04%	\$32,781	30.43%	\$6,009	★★★
Bagley Youth Hockey Association	Bagley	92996	\$604,466	\$478,314	\$126,152	\$58,470	46.35%	\$40,661	32.23%	\$20,117	15.95%	\$19,150	15.18%	\$79,928	63.36%	\$15,061	★★★★★
Barnesville Booster Club	Barnesville	02656	\$479,177	\$393,140	\$86,037	\$51,349	59.68%	\$34,034	39.56%	\$0	0.00%	\$11,039	12.83%	\$45,073	52.39%	\$25,671	★★★★★
Barrett Fire Dept Relief Assoc	Elbow Lake	03553	\$762,771	\$664,046	\$98,725	\$46,913	47.52%	\$37,300	37.78%	\$0	0.00%	\$10,172	10.30%	\$47,472	48.09%	\$15,266	★★★★
Baseball Association 191	Burnsville	05455	\$868,555	\$732,570	\$135,985	\$52,680	38.74%	\$44,626	32.82%	\$0	0.00%	\$18,722	13.77%	\$63,348	46.58%	\$43,471	★★★★
Basilica of St Stanislaus Kostka	Winona	01026	\$207,653	\$136,099	\$71,554	\$21,702	30.33%	\$42,600	59.54%	\$0	0.00%	\$6,760	9.45%	\$49,360	68.98%	\$5,413	★★★★★
Baudette Area Arena	Baudette	03248	\$1,295,526	\$1,016,906	\$278,620	\$115,066	41.30%	\$100,060	35.91%	\$0	0.00%	\$66,933	24.02%	\$166,993	59.94%	\$29,166	★★★★★
Baudette Fire Dept Relief Assoc	Baudette	02839	\$497,989	\$409,857	\$88,132	\$42,693	48.44%	\$25,000	28.37%	\$0	0.00%	\$9,638	10.94%	\$34,638	39.30%	\$29,536	★★★
Baxter Lions Club	Baxter	00501	\$1,226,096	\$1,022,126	\$203,970	\$113,932	55.86%	\$30,377	14.89%	\$0	0.00%	\$39,095	19.17%	\$69,472	34.06%	\$35,023	★★★

FY2018 Organization Annual Report Summary

by Organization Name

Organization Name	City	License	Gross		Net	Allowable		LAWFUL PURPOSE EXPENDITURES						Retained	Star Rating		
			Receipts	Prizes	Receipts	Expenses	%	Charitable	%	Other	%	Taxes/Fees	%	TOTAL		%	Cash
Baxter Snowmobile Club	Baxter	34879	\$728,283	\$598,099	\$130,185	\$72,897	55.99%	\$49,336	37.90%	\$1,000	0.77%	\$15,473	11.89%	\$65,808	50.55%	\$95,311	★★★★★
B-Dale Club	Roseville	00330	\$817,835	\$712,924	\$104,911	\$61,908	59.01%	\$22,126	21.09%	\$6,487	6.18%	\$13,893	13.24%	\$42,505	40.52%	\$32,211	★★★★
Belgrade Lions Club	Belgrade	01784	\$1,234,967	\$1,044,991	\$189,976	\$93,112	49.01%	\$62,383	32.84%	\$2,000	1.05%	\$33,226	17.49%	\$97,609	51.38%	\$7,691	★★★★★
Belle Plaine Chamber of Commerce	Belle Plaine	03153	\$3,762,828	\$3,258,649	\$504,179	\$271,090	53.77%	\$60,395	11.98%	\$0	0.00%	\$147,010	29.16%	\$207,405	41.14%	\$32,656	★★★★
Belle Plaine Friends of the Library	Belle Plaine	03520	\$1,778,401	\$1,526,490	\$251,911	\$151,725	60.23%	\$36,140	14.35%	\$0	0.00%	\$60,883	24.17%	\$97,023	38.51%	\$20,954	★★★
Belview Firemen's Relief Assoc	Belview	05297	\$41,819	\$33,445	\$8,374	\$5,933	70.86%	\$500	5.97%	\$0	0.00%	\$1,490	17.80%	\$1,990	23.77%	\$2,987	★★
Bemidji Baseball Association, Inc	Bemidji	03134	\$1,107,368	\$900,423	\$206,945	\$123,970	59.90%	\$42,233	20.41%	\$0	0.00%	\$58,763	28.40%	\$100,996	48.80%	\$96,663	★★★★
Benson Hockey Assoc	Benson	01823	\$5,637,574	\$4,803,210	\$834,364	\$356,371	42.71%	\$185,215	22.20%	\$759	0.09%	\$251,180	30.10%	\$437,154	52.39%	\$152,949	★★★★★
Bethlehem Academy	Faribault	01795	\$1,721,283	\$1,414,804	\$306,479	\$133,781	43.65%	\$87,804	28.65%	\$0	0.00%	\$79,090	25.81%	\$166,894	54.46%	\$13,923	★★★★★
Big Falls Lions Club	Big Falls	02989	\$296,861	\$240,575	\$56,285	\$22,996	40.86%	\$32,800	58.27%	\$0	0.00%	\$6,173	10.97%	\$38,973	69.24%	\$6,717	★★★★★
Big Lake Aquatic Association	Richmond	02744	\$42,309	\$33,700	\$8,610	\$7,724	89.71%	\$2,510	29.15%	\$0	0.00%	\$1,545	17.95%	\$4,055	47.10%	\$11,146	★★★★
Big Lake Spud Fest	Big Lake	04272	\$6,131,150	\$5,288,430	\$842,720	\$415,753	49.33%	\$164,495	19.52%	\$0	0.00%	\$281,214	33.37%	\$445,709	52.89%	\$45,658	★★★★★
Bird Island Lions	Bird Island	04616	\$431,550	\$357,147	\$74,403	\$45,797	61.55%	\$20,259	27.23%	\$0	0.00%	\$8,020	10.78%	\$28,279	38.01%	\$11,643	★★★
Blackduck Firemens Relief Assoc	Blackduck	01944	\$568,507	\$471,817	\$96,690	\$54,644	56.51%	\$36,363	37.61%	\$0	0.00%	\$11,781	12.18%	\$48,144	49.79%	\$41,036	★★★★
Blaine Youth Hockey Assoc	Blaine	00776	\$15,027,124	\$12,686,842	\$2,340,282	\$651,037	27.82%	\$900,758	38.49%	\$0	0.00%	\$780,147	33.34%	\$1,680,905	71.82%	\$66,644	★★★★★
Blaine's Blazin 4th, Inc. DBA Blaine Festival	Blaine	92932	\$9,284,319	\$7,724,534	\$1,559,785	\$524,559	33.63%	\$408,898	26.21%	\$0	0.00%	\$522,385	33.49%	\$931,283	59.71%	\$374,634	★★★★★
Blooming Prairie Servicemen's Club	Blooming Prairie	00620	\$480,723	\$400,730	\$79,992	\$23,042	28.81%	\$2,401	3.00%	\$39,543	49.43%	\$7,989	9.99%	\$49,933	62.42%	\$13,514	★★★★★
Bloomington Jefferson Hockey Booster Club	Bloomington	01681	\$4,730,715	\$3,903,162	\$827,553	\$337,934	40.84%	\$204,169	24.67%	\$0	0.00%	\$259,376	31.34%	\$463,545	56.01%	\$49,278	★★★★★
Bloomington Lions Club	Bloomington	01670	\$2,988,619	\$2,536,789	\$451,830	\$187,823	41.57%	\$130,645	28.91%	\$0	0.00%	\$132,362	29.29%	\$263,007	58.21%	\$39,629	★★★★★
Bluffton Baseball Assoc	Bluffton	02267	\$644,171	\$550,523	\$93,648	\$47,334	50.55%	\$41,500	44.31%	\$0	0.00%	\$10,682	11.41%	\$52,182	55.72%	\$25,700	★★★★★
Borup Community Club	Borup	01894	\$455,930	\$376,424	\$79,506	\$46,701	58.74%	\$20,342	25.59%	\$0	0.00%	\$7,770	9.77%	\$28,112	35.36%	\$63,151	★★★
Bowlus Firemen's Relief Assoc	Bowlus	02719	\$677,900	\$567,126	\$110,775	\$56,403	50.92%	\$22,275	20.11%	\$0	0.00%	\$9,964	8.99%	\$32,239	29.10%	\$30,874	★★
Boxers Workout Gym DBA St. Cloud Boxers	St. Cloud	05223	\$3,813,038	\$3,147,313	\$665,725	\$356,213	53.51%	\$98,237	14.76%	\$428	0.06%	\$204,425	30.71%	\$303,089	45.53%	\$45,020	★★★★
Boyd Firemen's Relief Assoc	Boyd	02747	\$492,887	\$412,888	\$79,999	\$38,625	48.28%	\$29,444	36.81%	\$0	0.00%	\$8,360	10.45%	\$37,804	47.26%	\$22,175	★★★★
Brainerd Lions Club	Brainerd	02761	\$2,419,387	\$2,077,373	\$342,014	\$185,753	54.31%	\$54,468	15.93%	\$0	0.00%	\$94,472	27.62%	\$148,940	43.55%	\$13,039	★★★★
Brainerd Snodeos	Brainerd	05604	\$1,875,002	\$1,573,077	\$301,924	\$141,797	46.96%	\$58,455	19.36%	\$26,925	8.92%	\$71,490	23.68%	\$156,870	51.96%	\$2,929	★★★★★
Brandon Firemen's Relief Assoc	Brandon	02289	\$1,696,123	\$1,451,298	\$244,825	\$88,078	35.98%	\$94,663	38.67%	\$0	0.00%	\$56,563	23.10%	\$151,226	61.77%	\$54,289	★★★★★
Breckenridge Fire Department Relief Association	Breckenridge	01117	\$200,860	\$174,426	\$26,434	\$24,363	92.17%	\$5,150	19.48%	\$0	0.00%	\$3,537	13.38%	\$8,687	32.86%	\$6,693	★★★
Breckenridge Youth Hockey Assoc	Breckenridge	01426	\$758,144	\$613,799	\$144,346	\$74,483	51.60%	\$36,937	25.59%	\$0	0.00%	\$20,613	14.28%	\$57,550	39.87%	\$93,846	★★★
Breezy Point Figure Skating Club	Breezy Point	93244	\$762,670	\$641,124	\$121,546	\$62,557	51.47%	\$46,170	37.99%	\$0	0.00%	\$20,619	16.96%	\$66,789	54.95%	\$14,757	★★★★★
Brooten Commercial Club	Brooten	03575	\$387,016	\$290,391	\$96,625	\$55,645	57.59%	\$34,091	35.28%	\$0	0.00%	\$9,816	10.16%	\$43,906	45.44%	\$21,201	★★★★
Browerville Lions Club	Browerville	03194	\$392,406	\$324,440	\$67,966	\$31,918	46.96%	\$21,492	31.62%	\$0	0.00%	\$8,016	11.79%	\$29,508	43.42%	\$35,954	★★★★
Brownsdale Firemen's Relief Association	Brownsdale	02810	\$225,098	\$180,202	\$44,896	\$16,591	36.95%	\$39,250	87.42%	\$0	0.00%	\$5,140	11.45%	\$44,390	98.87%	\$12,043	★★★★★
Brownton Lions Club	Brownton	02430	\$747,470	\$618,271	\$129,199	\$71,187	55.10%	\$41,403	32.05%	\$0	0.00%	\$15,977	12.37%	\$57,380	44.41%	\$11,428	★★★★
Buckman Trailblazers Snowmobile Club	Pierz	03186	\$295,566	\$233,373	\$62,193	\$35,521	57.11%	\$18,764	30.17%	\$0	0.00%	\$6,527	10.49%	\$25,291	40.67%	\$8,353	★★★★

FY2018 Organization Annual Report Summary

by Organization Name

Organization Name	City	License	Gross		Net	Allowable		LAWFUL PURPOSE EXPENDITURES						Retained	Star Rating		
			Receipts	Prizes	Receipts	Expenses	%	Charitable	%	Other	%	Taxes/Fees	%	TOTAL		%	Cash
Buffalo Lake Lions Club	Buffalo Lake	02798	\$237,314	\$194,164	\$43,150	\$27,330	63.34%	\$10,948	25.37%	\$0	0.00%	\$4,672	10.83%	\$15,619	36.20%	\$7,172	★★★
Buffalo Lions Club	Buffalo	01865	\$1,251,871	\$1,061,143	\$190,728	\$109,250	57.28%	\$34,871	18.28%	\$700	0.37%	\$35,183	18.45%	\$70,754	37.10%	\$28,559	★★★
Buffalo Youth Hockey Association	Buffalo	02299	\$4,576,735	\$3,859,075	\$717,660	\$259,170	36.11%	\$280,000	39.02%	\$0	0.00%	\$213,791	29.79%	\$493,791	68.81%	\$103,786	★★★★★
Burnsville Hockey Club	Burnsville	04433	\$2,262,881	\$1,860,794	\$402,087	\$219,476	54.58%	\$96,925	24.11%	\$0	0.00%	\$107,425	26.72%	\$204,350	50.82%	\$43,576	★★★★★
Burnsville Lions Club	Burnsville	03336	\$11,780,503	\$10,381,653	\$1,398,850	\$591,027	42.25%	\$391,695	28.00%	\$1,000	0.07%	\$498,354	35.63%	\$891,049	63.70%	\$105,409	★★★★★
Caledonia Sno-Gophers Snowmobile Club	Brownsville	04864	\$595,530	\$483,345	\$112,185	\$49,168	43.83%	\$3,791	3.38%	\$56,067	49.98%	\$11,723	10.45%	\$71,581	63.81%	\$30,781	★★★★★
Caledonia Volunteer Fire Department Relief Assoc	Caledonia	34760	\$32,324	\$26,400	\$5,924	\$4,931	83.23%	\$2,200	37.14%	\$0	0.00%	\$1,503	25.37%	\$3,703	62.50%	\$6,121	★★★★★
Cambridge Drift Dusters	Isanti	92521	\$235,052	\$193,607	\$41,445	\$20,488	49.43%	\$9,414	22.72%	\$0	0.00%	\$8,843	21.34%	\$18,257	44.05%	\$29,943	★★★★
Cambridge-Isanti Hockey Association	Isanti	03817	\$3,416,783	\$2,884,868	\$531,915	\$280,942	52.82%	\$110,467	20.77%	\$0	0.00%	\$143,117	26.91%	\$253,584	47.67%	\$67,033	★★★★
Cambridge-Isanti Redbirds Inc	Isanti	03510	\$797,033	\$688,264	\$108,769	\$34,863	32.05%	\$45,448	41.78%	\$0	0.00%	\$12,700	11.68%	\$58,148	53.46%	\$23,986	★★★★★
Canby Fire Dept Relief Assoc	Canby	02587	\$464,690	\$379,963	\$84,727	\$47,760	56.37%	\$23,785	28.07%	\$0	0.00%	\$10,090	11.91%	\$33,875	39.98%	\$44,065	★★★
Cannon Falls Fire Dept Relief Assoc	Cannon Falls	03129	\$485,504	\$388,484	\$97,020	\$64,194	66.17%	\$20,600	21.23%	\$0	0.00%	\$10,384	10.70%	\$30,984	31.94%	\$10,546	★★★
Caring for the Kids Community	Aurora	93700	\$1,029,491	\$868,143	\$161,348	\$74,748	46.33%	\$56,661	35.12%	\$0	0.00%	\$38,041	23.58%	\$94,701	58.69%	\$12,027	★★★★★
Carlos Lions Club	Carlos	05899	\$2,677,117	\$2,368,573	\$308,544	\$161,834	52.45%	\$60,475	19.60%	\$0	0.00%	\$82,043	26.59%	\$142,518	46.19%	\$40,030	★★★★
Carver Lions Club	Carver	01745	\$1,897,619	\$1,644,137	\$253,482	\$125,039	49.33%	\$78,988	31.16%	\$0	0.00%	\$51,819	20.44%	\$130,807	51.60%	\$19,400	★★★★★
CC Riders Snowmobile Club	Canyon	05531	\$1,139,585	\$914,677	\$224,908	\$131,090	58.29%	\$31,552	14.03%	\$0	0.00%	\$50,612	22.50%	\$82,164	36.53%	\$37,596	★★★
Centennial HS Football Booster Club	Circle Pines	93215	\$1,480,591	\$1,250,674	\$229,917	\$129,328	56.25%	\$17,138	7.45%	\$0	0.00%	\$46,407	20.18%	\$63,545	27.64%	\$28,298	★★
Centennial Youth Hockey Assoc	Circle Pines	03934	\$16,581,085	\$14,692,864	\$1,888,221	\$886,889	46.97%	\$376,853	19.96%	\$0	0.00%	\$610,495	32.33%	\$987,348	52.29%	\$198,704	★★★★★
Center City Firemen's Relief Assoc	Center City	02236	\$2,216,129	\$1,913,506	\$302,623	\$131,702	43.52%	\$84,580	27.95%	\$0	0.00%	\$75,648	25.00%	\$160,228	52.95%	\$44,049	★★★★★
Central Minnesota Noon Optimist Club, Inc	St. Cloud	32368	\$3,114,203	\$2,630,201	\$484,001	\$273,886	56.59%	\$74,590	15.41%	\$0	0.00%	\$136,723	28.25%	\$211,313	43.66%	\$46,559	★★★★
Champlin Park Baseball Association	Champlin	92993	\$6,964,161	\$5,834,754	\$1,129,407	\$416,146	36.85%	\$276,249	24.46%	\$0	0.00%	\$384,542	34.05%	\$660,790	58.51%	\$231,203	★★★★★
Champlin Park Youth Hockey Assoc	Champlin	04865	\$4,526,942	\$3,832,393	\$694,549	\$281,754	40.57%	\$127,810	18.40%	\$0	0.00%	\$228,167	32.85%	\$355,977	51.25%	\$199,387	★★★★★
Champlin-Dayton Athletic Association	Champlin	31980	\$4,428,582	\$3,884,489	\$544,093	\$241,995	44.48%	\$71,950	13.22%	\$25,000	4.59%	\$166,827	30.66%	\$263,777	48.48%	\$131,506	★★★★
Chaska Lions Club	Chaska	01070	\$3,065,911	\$2,609,614	\$456,298	\$203,934	44.69%	\$127,234	27.88%	\$0	0.00%	\$135,011	29.59%	\$262,245	57.47%	\$52,777	★★★★★
Chatfield Athletic's Club	Chatfield	03071	\$196,645	\$156,797	\$39,848	\$15,406	38.66%	\$25,439	63.84%	\$0	0.00%	\$4,540	11.39%	\$29,979	75.23%	\$14,530	★★★★★
Chatfield Firefighters Activities Assoc Inc	Chatfield	03377	\$3,534,994	\$3,078,898	\$456,096	\$221,701	48.61%	\$86,961	19.07%	\$0	0.00%	\$125,737	27.57%	\$212,698	46.63%	\$38,626	★★★★
Chicagami	Virginia	01483	\$2,689,576	\$2,218,577	\$470,999	\$239,206	50.79%	\$85,310	18.11%	\$0	0.00%	\$144,826	30.75%	\$230,136	48.86%	\$42,436	★★★★
Chisago City Fire Relief Assoc	Chisago City	02391	\$3,621,035	\$3,123,849	\$497,186	\$265,211	53.34%	\$63,253	12.72%	\$0	0.00%	\$158,894	31.96%	\$222,147	44.68%	\$56,682	★★★★
Chisago Lakes Area Recreation Assoc	Lindstrom	02577	\$1,457,889	\$1,214,364	\$243,525	\$140,953	57.88%	\$48,265	19.82%	\$0	0.00%	\$54,964	22.57%	\$103,229	42.39%	\$8,688	★★★★
Chops Inc	Minneapolis	31322	\$12,815,065	\$11,154,189	\$1,660,875	\$870,895	52.44%	\$238,737	14.37%	\$4,000	0.24%	\$577,163	34.75%	\$819,900	49.37%	\$53,268	★★★★
Church of St. Thomas Aquinas International	International Falls	01336	\$800	\$0	\$800	\$184	22.99%	\$730	91.20%	\$0	0.00%	\$319	39.86%	\$1,049	131.06%	\$4,085	★★★★★
C-I Quarterback Club	Ironton	02536	\$1,333,552	\$1,201,686	\$131,866	\$105,312	79.86%	\$21,531	16.33%	\$0	0.00%	\$20,036	15.19%	\$41,567	31.52%	\$22,367	★★★
Claremont Area Chamber of Commerce	Claremont	05159	\$2,904,817	\$2,470,234	\$434,583	\$237,852	54.73%	\$55,430	12.75%	\$0	0.00%	\$123,813	28.49%	\$179,243	41.24%	\$42,447	★★★★
Clarkfield Lions Club	Clarkfield	33272	\$347,649	\$274,077	\$73,572	\$28,426	38.64%	\$28,958	39.36%	\$0	0.00%	\$8,534	11.60%	\$37,492	50.96%	\$35,528	★★★★★
Clear Lake Lions Club	Clear Lake	01790	\$7,412,455	\$6,364,952	\$1,047,504	\$494,943	47.25%	\$200,860	19.18%	\$0	0.00%	\$323,553	30.89%	\$524,412	50.06%	\$163,563	★★★★★

FY2018 Organization Annual Report Summary

by Organization Name

Organization Name	City	License	Gross		Net	Allowable		LAWFUL PURPOSE EXPENDITURES						Retained	Star Rating		
			Receipts	Prizes	Receipts	Expenses	%	Charitable	%	Other	%	Taxes/Fees	%	TOTAL		%	Cash
Clearbrook Community Club	Clearbrook	00778	\$840,474	\$733,895	\$106,579	\$55,450	52.03%	\$27,200	25.52%	\$0	0.00%	\$14,820	13.91%	\$42,020	39.43%	\$32,922	★★★
Clearwater Lions Club	Clearwater	02167	\$2,292,916	\$1,958,103	\$334,813	\$182,903	54.63%	\$56,809	16.97%	\$0	0.00%	\$84,863	25.35%	\$141,672	42.31%	\$25,206	★★★★
Clearwater Trail Blazers Snowmobile Club	Clearbrook	32290	\$354,833	\$279,599	\$75,234	\$39,222	52.13%	\$27,519	36.58%	\$20,000	26.58%	\$8,468	11.26%	\$55,987	74.42%	\$59,927	★★★★★
Clements Fire Dept Relief Assoc	Clements	31542	\$185,499	\$149,092	\$36,407	\$21,711	59.63%	\$8,439	23.18%	\$0	0.00%	\$5,274	14.49%	\$13,713	37.67%	\$7,782	★★★
Cleveland Firemen's Relief Association	Cleveland	02951	\$686,837	\$562,770	\$124,067	\$69,658	56.14%	\$43,150	34.78%	\$0	0.00%	\$16,853	13.58%	\$60,003	48.36%	\$22,613	★★★★
Climax Community Club	Climax	01246	\$952,642	\$816,121	\$136,521	\$66,108	48.42%	\$29,259	21.43%	\$5,996	4.39%	\$15,830	11.60%	\$51,085	37.42%	\$46,181	★★★
Climb Inc	Inver Grove Heights	02002	\$14,306,393	\$12,006,902	\$2,299,491	\$1,086,143	47.23%	\$343,447	14.94%	\$0	0.00%	\$838,997	36.49%	\$1,182,444	51.42%	\$183,186	★★★★★
Cloquet Amateur Hockey Assoc	Cloquet	01224	\$77,320	\$24,467	\$52,853	\$893	1.69%	\$0	0.00%	\$46,106	87.23%	\$5,379	10.18%	\$51,484	97.41%	\$10,505	★★★★★
Cloquet Amateur Hockey Womens Aux	Cloquet	04882	\$1,590,150	\$1,354,030	\$236,120	\$133,381	56.49%	\$28,642	12.13%	\$28,000	11.86%	\$52,010	22.03%	\$108,652	46.02%	\$47,717	★★★★
Club Almar Sports Inc	St. Cloud	01557	\$359,428	\$275,129	\$84,299	\$27,888	33.08%	\$63,900	75.80%	\$600	0.71%	\$9,646	11.44%	\$74,146	87.96%	-\$2,620	★★★★★
Cokato Firefighters Relief Assoc	Cokato	33641	\$99,214	\$69,515	\$29,699	\$14,469	48.72%	\$13,161	44.31%	\$0	0.00%	\$4,095	13.79%	\$17,256	58.10%	\$8,493	★★★★★
Cold Spring Fire Dept Relief Assoc	Cold Spring	05054	\$281,059	\$232,345	\$48,713	\$25,401	52.14%	\$18,686	38.36%	\$0	0.00%	\$6,589	13.53%	\$25,274	51.88%	\$14,663	★★★★★
Cold Spring Lions Club	Cold Spring	02364	\$975,276	\$834,856	\$140,420	\$84,245	60.00%	\$32,741	23.32%	\$0	0.00%	\$18,393	13.10%	\$51,134	36.42%	\$21,903	★★★
Cologne Firemans Relief Assoc	Cologne	00709	\$554,553	\$463,172	\$91,381	\$50,676	55.46%	\$31,938	34.95%	\$0	0.00%	\$9,476	10.37%	\$41,414	45.32%	\$17,925	★★★★
Columbia Heights Athletic Boosters Club	Columbia Heights	02072	\$1,388,494	\$1,074,699	\$313,795	\$186,956	59.58%	\$50,745	16.17%	\$0	0.00%	\$61,201	19.50%	\$111,946	35.67%	\$39,522	★★★
Community Charities of Minnesota	Mankato	02650	\$13,165,525	\$11,118,503	\$2,047,022	\$1,007,382	49.21%	\$215,752	10.54%	\$0	0.00%	\$704,367	34.41%	\$920,119	44.95%	\$364,893	★★★★
Community Connection of Sauk Centre	Sauk Centre	34704	\$1,864,730	\$1,571,231	\$293,499	\$177,096	60.34%	\$58,077	19.79%	\$0	0.00%	\$69,798	23.78%	\$127,875	43.57%	\$31,577	★★★★
Competition Cheer Spirit Booster Club	Anoka	93284	\$4,414,600	\$3,751,199	\$663,402	\$281,697	42.46%	\$62,085	9.36%	\$0	0.00%	\$186,234	28.07%	\$248,320	37.43%	\$140,019	★★★
Confidence Learning Center	East Gull Lake	00691	\$13,029,316	\$10,697,441	\$2,331,876	\$1,070,378	45.90%	\$520,281	22.31%	\$941	0.04%	\$806,622	34.59%	\$1,327,845	56.94%	\$155,281	★★★★★
Cook Firemens Relief Association	Cook	03754	\$225,806	\$178,993	\$46,813	\$29,498	63.01%	\$13,250	28.30%	\$0	0.00%	\$5,286	11.29%	\$18,536	39.60%	\$34,541	★★★
Cook Timberwolves Snowmobile Club	Cook	05108	\$422,711	\$340,717	\$81,994	\$44,351	54.09%	\$32,409	39.53%	\$0	0.00%	\$9,956	12.14%	\$42,365	51.67%	\$32,071	★★★★★
Coon Lake Community & Senior Ctr	Wyoming	03403	\$891,910	\$756,726	\$135,183	\$88,878	65.75%	\$28,605	21.16%	\$20,546	15.20%	\$20,027	14.81%	\$69,178	51.17%	\$66,576	★★★★★
Coon Rapids Lions Club	Coon Rapids	00013	\$2,844,203	\$2,362,131	\$482,072	\$278,052	57.68%	\$67,135	13.93%	\$500	0.10%	\$136,383	28.29%	\$204,018	42.32%	\$71,283	★★★★
Coon Rapids Mat Bandits Wrestling Club	Champlin	05645	\$9,172,381	\$7,611,011	\$1,561,370	\$666,623	42.69%	\$396,287	25.38%	\$0	0.00%	\$460,434	29.49%	\$856,721	54.87%	\$126,016	★★★★★
Coon Rapids National Little League	Anoka	04404	\$3,901,301	\$3,279,683	\$621,618	\$291,306	46.86%	\$121,418	19.53%	\$0	0.00%	\$202,718	32.61%	\$324,136	52.14%	\$28,268	★★★★★
Coon Rapids Youth Hockey Assoc	Coon Rapids	35285	\$9,750,076	\$8,390,408	\$1,359,668	\$676,457	49.75%	\$247,734	18.22%	\$0	0.00%	\$429,946	31.62%	\$677,680	49.84%	\$81,319	★★★★
Cormorant Lakes Sportsman Club	Audubon	00594	\$1,938,512	\$1,555,722	\$382,790	\$170,018	44.42%	\$58,538	15.29%	\$6,954	1.82%	\$96,785	25.28%	\$162,277	42.39%	\$91,803	★★★★
Cottage Grove Athletic Assoc	Cottage Grove	01612	\$5,517,725	\$4,643,446	\$874,279	\$478,654	54.75%	\$116,739	13.35%	\$0	0.00%	\$255,105	29.18%	\$371,843	42.53%	\$129,521	★★★★
Cottonwood Co Game & Fish Protective League	Windom	02553	\$381,139	\$315,318	\$65,821	\$36,982	56.19%	\$14,153	21.50%	\$0	0.00%	\$7,326	11.13%	\$21,479	32.63%	\$46,761	★★★
Courtland Lions Club	Courtland	01524	\$169,948	\$129,105	\$40,843	\$26,159	64.05%	\$11,501	28.16%	\$0	0.00%	\$4,521	11.07%	\$16,022	39.23%	\$14,974	★★★
Crookston Baseball Association	Crookston	93145	\$1,104,167	\$865,195	\$238,972	\$111,302	46.58%	\$65,410	27.37%	\$0	0.00%	\$56,594	23.68%	\$122,004	51.05%	\$28,217	★★★★★
Crookston Firefighters Association	Crookston	34918	\$369,473	\$300,358	\$69,115	\$38,805	56.15%	\$3,600	5.21%	\$37,072	53.64%	\$9,600	13.89%	\$50,271	72.74%	\$48,868	★★★★★
Crosby Fire Relief Assoc	Crosby	02476	\$4,663,373	\$4,054,538	\$608,835	\$303,987	49.93%	\$88,490	14.53%	\$554	0.09%	\$176,920	29.06%	\$265,964	43.68%	\$64,433	★★★★
Crosslake Ideal Lions Club	Crosslake	01487	\$1,633,992	\$1,329,149	\$304,843	\$133,037	43.64%	\$138,993	45.60%	\$0	0.00%	\$77,015	25.26%	\$216,008	70.86%	\$63,738	★★★★★
Crow River Sno Pros	Hutchinson	04900	\$1,749,731	\$1,489,539	\$260,191	\$133,740	51.40%	\$36,263	13.94%	\$11,625	4.47%	\$64,087	24.63%	\$111,974	43.04%	\$85,121	★★★★

FY2018 Organization Annual Report Summary

by Organization Name

Organization Name	City	License	Gross		Net	Allowable		LAWFUL PURPOSE EXPENDITURES								Retained	Star Rating
			Receipts	Prizes	Receipts	Expenses	%	Charitable	%	Other	%	Taxes/Fees	%	TOTAL	%	Cash	
Crystal Lions Club	Crystal	01668	\$1,178,238	\$977,534	\$200,704	\$113,891	56.75%	\$42,596	21.22%	\$0	0.00%	\$40,485	20.17%	\$83,081	41.39%	\$63,861	★★★★
Currie Town & Country Boosters	Currie	02568	\$2,175,297	\$1,831,860	\$343,438	\$192,775	56.13%	\$49,283	14.35%	\$0	0.00%	\$98,041	28.55%	\$147,324	42.90%	\$29,823	★★★★
Cuyuna Firemen's Relief Assoc	Deerwood	02163	\$2,631,712	\$2,272,006	\$359,706	\$191,736	53.30%	\$77,353	21.50%	\$0	0.00%	\$90,056	25.04%	\$167,409	46.54%	\$45,442	★★★★
Cyrus Firemen's Relief Assoc	Cyrus	02171	\$228,916	\$180,617	\$48,299	\$24,322	50.36%	\$15,750	32.61%	\$0	0.00%	\$5,641	11.68%	\$21,391	44.29%	\$13,859	★★★★
Czech & Slovak Sokol Minnesota	St. Paul	03902	\$379,764	\$318,400	\$61,364	\$36,227	59.04%	\$17,113	27.89%	\$0	0.00%	\$7,722	12.58%	\$24,835	40.47%	\$18,852	★★★★
Danube Lions Club	Danube	05631	\$135,219	\$110,053	\$25,166	\$11,940	47.45%	\$11,754	46.70%	\$0	0.00%	\$3,044	12.10%	\$14,798	58.80%	\$2,895	★★★★★
Darfur Sportsmens Club	Darfur	34306	\$1,147,193	\$964,437	\$182,755	\$112,026	61.30%	\$37,698	20.63%	\$0	0.00%	\$34,585	18.92%	\$72,283	39.55%	\$25,703	★★★
Dawson Fire Department Relief Association	Dawson	33444	\$2,542,462	\$2,243,463	\$298,999	\$194,916	65.19%	\$27,121	9.07%	\$0	0.00%	\$73,278	24.51%	\$100,399	33.58%	\$52,810	★★★
Dayton Lions Club	Dayton	01875	\$1,351,790	\$1,155,452	\$196,338	\$108,482	55.25%	\$44,253	22.54%	\$0	0.00%	\$33,319	16.97%	\$77,572	39.51%	\$113,096	★★★
Dead Broke Saddle Club	Hugo	03800	\$4,317,204	\$3,695,220	\$621,984	\$295,616	47.53%	\$104,775	16.85%	\$0	0.00%	\$214,954	34.56%	\$319,729	51.40%	\$156,413	★★★★★
Deer Creek Lions Club	Deer Creek	02157	\$540,552	\$428,900	\$111,652	\$57,352	51.37%	\$46,513	41.66%	\$250	0.22%	\$13,330	11.94%	\$60,093	53.82%	\$26,775	★★★★★
Deerwood Firefighter's Relief Assoc	Deerwood	03780	\$1,311,620	\$1,119,473	\$192,147	\$122,398	63.70%	\$28,281	14.72%	\$0	0.00%	\$35,700	18.58%	\$63,981	33.30%	\$24,596	★★★
Defeat of Jesse James Days Committee	Northfield	05596	\$202,334	\$162,700	\$39,634	\$28,942	73.02%	\$16,600	41.88%	\$0	0.00%	\$4,080	10.29%	\$20,680	52.18%	\$22,336	★★★★★
Delano Area Youth Hockey Assoc, Inc.	Delano	02425	\$2,913,022	\$2,498,875	\$414,147	\$233,900	56.48%	\$60,000	14.49%	\$0	0.00%	\$97,365	23.51%	\$157,365	38.00%	\$53,379	★★★
Dennison Lions Club	Dennison	02762	\$192,444	\$150,855	\$41,589	\$26,323	63.29%	\$8,310	19.98%	\$0	0.00%	\$5,227	12.57%	\$13,537	32.55%	\$6,280	★★★
Dent Firefighters Relief Assoc	Dent	02891	\$1,485,871	\$1,204,777	\$281,094	\$116,881	41.58%	\$77,000	27.39%	\$0	0.00%	\$67,984	24.19%	\$144,984	51.58%	\$48,302	★★★★★
Dent Lions Club	Dent	01980	\$1,273,623	\$1,062,199	\$211,423	\$125,563	59.39%	\$33,606	15.90%	\$0	0.00%	\$42,434	20.07%	\$76,040	35.97%	\$26,950	★★★
Destination Education A Scholarship Found	St. Paul	93518	\$2,475,380	\$2,079,045	\$396,335	\$248,785	62.77%	\$39,326	9.92%	\$0	0.00%	\$114,391	28.86%	\$153,717	38.78%	-\$20,498	★★★
Detroit Lakes Youth Hockey Assoc	Detroit Lakes	99011	\$686,408	\$535,279	\$151,129	\$75,555	49.99%	\$35,000	23.16%	\$0	0.00%	\$13,595	9.00%	\$48,595	32.15%	\$46,336	★★★
Dexter Firefighters Relief Assoc	Dexter	03143	\$299,365	\$246,028	\$53,337	\$29,831	55.93%	\$18,500	34.69%	\$200	0.37%	\$4,894	9.18%	\$23,594	44.24%	\$23,256	★★★★
Dilworth Lions Club	Dilworth	01877	\$2,110,950	\$1,818,035	\$292,915	\$171,321	58.49%	\$50,971	17.40%	\$0	0.00%	\$80,911	27.62%	\$131,882	45.02%	\$28,260	★★★★
District 284 Youth Hockey Assoc	Plymouth	27345	\$3,273,498	\$2,758,870	\$514,628	\$206,144	40.06%	\$158,443	30.79%	\$0	0.00%	\$145,030	28.18%	\$303,473	58.97%	\$43,295	★★★★★
Divine Mercy Church & School	Faribault	01632	\$1,936,180	\$1,633,314	\$302,866	\$148,525	49.04%	\$74,148	24.48%	\$0	0.00%	\$82,961	27.39%	\$157,109	51.87%	\$20,580	★★★★★
Dodge County Youth Hockey Association	Kasson	32530	\$2,431,180	\$2,056,138	\$375,042	\$213,705	56.98%	\$104,300	27.81%	\$0	0.00%	\$97,577	26.02%	\$201,877	53.83%	\$15,251	★★★★★
Douglas Area Trail Assoc	Alexandria	05642	\$4,024,888	\$3,390,113	\$634,775	\$301,684	47.53%	\$134,700	21.22%	\$369	0.06%	\$205,244	32.33%	\$340,313	53.61%	\$75,311	★★★★★
Dover Fire Relief Association	Dover	03056	\$6,600,573	\$5,567,606	\$1,032,966	\$513,706	49.73%	\$165,439	16.02%	\$0	0.00%	\$329,627	31.91%	\$495,066	47.93%	\$151,503	★★★★
Dr. J. E. Le Clerc Council 2895 Knights of	Le Sueur	33450	\$2,074,660	\$1,761,940	\$312,720	\$166,789	53.33%	\$53,520	17.11%	\$0	0.00%	\$74,929	23.96%	\$128,449	41.07%	\$23,509	★★★★
Ducks Unlimited Frozen North Chapter 271	Garrison	92380	\$392,420	\$241,967	\$150,453	\$26,545	17.64%	\$91,004	60.49%	\$0	0.00%	\$15,050	10.00%	\$106,054	70.49%	\$27,385	★★★★★
Duluth Curling Club	Duluth	05277	\$912,335	\$771,202	\$141,133	\$90,637	64.22%	\$20,970	14.86%	\$0	0.00%	\$25,511	18.08%	\$46,482	32.93%	\$10,764	★★★
Duluth Softball Players Association	Duluth	02794	\$1,177,598	\$996,205	\$181,393	\$115,478	63.66%	\$22,500	12.40%	\$0	0.00%	\$38,121	21.02%	\$60,621	33.42%	\$24,989	★★★
Dundas Baseball Assoc	Dundas	02112	\$1,686,682	\$1,483,845	\$202,838	\$105,959	52.24%	\$66,041	32.56%	\$0	0.00%	\$32,916	16.23%	\$98,957	48.79%	\$15,126	★★★★
Eagan High School Football Booster Club	Eagan	05759	\$2,635,201	\$2,266,888	\$368,313	\$201,879	54.81%	\$83,000	22.54%	\$0	0.00%	\$91,357	24.80%	\$174,357	47.34%	\$36,862	★★★★
Eagan Hockey Assoc	Eagan	02145	\$15,613,172	\$13,718,966	\$1,894,206	\$634,395	33.49%	\$462,658	24.42%	\$0	0.00%	\$647,661	34.19%	\$1,110,318	58.62%	\$210,811	★★★★★
Eagan Lions Club	Eagan	02228	\$2,542,060	\$2,194,546	\$347,514	\$174,928	50.34%	\$59,511	17.12%	\$0	0.00%	\$85,700	24.66%	\$145,210	41.79%	\$47,474	★★★★
Eagle Bend Fire Dept Relief Assoc	Eagle Bend	02356	\$581,908	\$457,667	\$124,241	\$57,174	46.02%	\$54,750	44.07%	\$0	0.00%	\$16,030	12.90%	\$70,780	56.97%	\$25,629	★★★★★

FY2018 Organization Annual Report Summary

by Organization Name

Organization Name	City	License	Gross		Net	Allowable		LAWFUL PURPOSE EXPENDITURES						Retained	Star Rating		
			Receipts	Prizes	Receipts	Expenses	%	Charitable	%	Other	%	Taxes/Fees	%	TOTAL		%	Cash
Eagle Bend Lions Club	Eagle Bend	05417	\$282,917	\$218,519	\$64,398	\$29,714	46.14%	\$28,700	44.57%	\$0	0.00%	\$6,492	10.08%	\$35,192	54.65%	\$43,823	★★★★★
Eagle Lake Fire Relief Assoc	Eagle Lake	02142	\$635,204	\$545,538	\$89,666	\$46,506	51.87%	\$22,685	25.30%	\$0	0.00%	\$8,803	9.82%	\$31,488	35.12%	\$21,150	★★★
Eagles Aerie 1163 Cloquet	Cloquet	00359	\$425,962	\$355,768	\$70,194	\$22,769	32.44%	\$31,096	44.30%	\$4,250	6.05%	\$8,688	12.38%	\$44,034	62.73%	\$28,491	★★★★★
Eagles Aerie 1243 Winona	Winona	00242	\$6,271,986	\$5,224,147	\$1,047,839	\$517,602	49.40%	\$58,065	5.54%	\$54,352	5.19%	\$369,277	35.24%	\$481,694	45.97%	\$178,448	★★★★★
Eagles Aerie 1460 Faribault	Faribault	00741	\$484,016	\$359,676	\$124,340	\$69,294	55.73%	\$6,602	5.31%	\$23,956	19.27%	\$14,788	11.89%	\$45,346	36.47%	\$19,504	★★★
Eagles Aerie 1791 Owatonna	Owatonna	00333	\$1,361,225	\$1,074,656	\$286,568	\$130,987	45.71%	\$22,321	7.79%	\$77,589	27.08%	\$52,533	18.33%	\$152,443	53.20%	\$64,869	★★★★★
Eagles Aerie 2228 Zumbro Rochester	Rochester	00674	\$3,093,652	\$2,504,319	\$589,334	\$205,047	34.79%	\$57,059	9.68%	\$137,001	23.25%	\$142,425	24.17%	\$336,485	57.10%	\$93,889	★★★★★
Eagles Aerie 2242 Northfield	Northfield	00318	\$369,337	\$307,638	\$61,699	\$40,201	65.16%	\$625	1.01%	\$16,570	26.86%	\$5,587	9.05%	\$22,782	36.92%	\$8,418	★★★
Eagles Aerie 2258 Albert Lea	Albert Lea	00060	\$766,962	\$610,569	\$156,394	\$87,981	56.26%	\$18,229	11.66%	\$30,784	19.68%	\$20,080	12.84%	\$69,093	44.18%	\$10,031	★★★★★
Eagles Aerie 2334 Willmar	Willmar	00245	\$1,287,634	\$1,064,889	\$222,744	\$110,455	49.59%	\$30,280	13.59%	\$57,762	25.93%	\$45,448	20.40%	\$133,490	59.93%	\$194,409	★★★★★
Eagles Aerie 2339 Fergus Falls	Fergus Falls	00400	\$2,427,580	\$2,115,951	\$311,629	\$156,035	50.07%	\$40,750	13.08%	\$45,618	14.64%	\$80,949	25.98%	\$167,317	53.69%	\$155,155	★★★★★
Eagles Aerie 2368 Thief River Falls	Thief River Falls	00092	\$1,443,365	\$1,169,011	\$274,355	\$117,904	42.97%	\$86,025	31.36%	\$31,329	11.42%	\$34,291	12.50%	\$151,645	55.27%	\$48,367	★★★★★
Eagles Aerie 2469 Grand Rapids	Grand Rapids	01038	\$1,943,821	\$1,596,059	\$347,761	\$161,884	46.55%	\$33,483	9.63%	\$61,842	17.78%	\$78,513	22.58%	\$173,838	49.99%	\$19,746	★★★★★
Eagles Aerie 2617 Hallock	Hallock	01223	\$139,419	\$108,998	\$30,421	\$14,404	47.35%	\$8,211	26.99%	\$963	3.17%	\$3,749	12.33%	\$12,924	42.48%	\$15,712	★★★★★
Eagles Aerie 269 Mankato	Mankato	00420	\$7,774,586	\$6,511,957	\$1,262,629	\$605,098	47.92%	\$67,158	5.32%	\$76,326	6.05%	\$432,139	34.23%	\$575,623	45.59%	\$296,256	★★★★★
Eagles Aerie 287 Brainerd	Brainerd	00627	\$1,076,391	\$889,706	\$186,685	\$116,038	62.16%	\$21,502	11.52%	\$18,663	10.00%	\$27,908	14.95%	\$68,074	36.46%	\$22,575	★★★
Eagles Aerie 3063 Runestone Alexandria	Alexandria	00046	\$1,809,033	\$1,552,857	\$256,176	\$157,430	61.45%	\$12,014	4.69%	\$30,479	11.90%	\$56,761	22.16%	\$99,254	38.74%	\$6,399	★★★
Eagles Aerie 3208 Richfield-Bloomington	Bloomington	00757	\$1,917,305	\$1,648,220	\$269,085	\$99,925	37.13%	\$41,990	15.60%	\$14,138	5.25%	\$59,092	21.96%	\$115,220	42.82%	\$141,897	★★★★★
Eagles Aerie 3264 Elk River	Elk River	00668	\$620,548	\$528,598	\$91,950	\$63,468	69.02%	\$9,761	10.62%	\$13,610	14.80%	\$9,611	10.45%	\$32,983	35.87%	\$24,651	★★★
Eagles Aerie 3282 Worthington	Worthington	00395	\$107,613	\$75,157	\$32,456	\$8,926	27.50%	\$3,498	10.78%	\$14,626	45.06%	\$5,304	16.34%	\$23,428	72.18%	\$9,239	★★★★★
Eagles Aerie 3394 Fairmont	Fairmont	00122	\$69,474	\$53,392	\$16,082	\$7,725	48.04%	\$750	4.66%	\$13,409	83.38%	\$2,208	13.73%	\$16,367	101.77%	\$6,706	★★★★★
Eagles Aerie 34 Minneapolis	Minneapolis	00364	\$4,826,654	\$3,992,234	\$834,420	\$457,063	54.78%	\$38,313	4.59%	\$68,549	8.22%	\$305,110	36.57%	\$411,971	49.37%	\$82,957	★★★★★
Eagles Aerie 3403 Luverne	Luverne	00258	\$100,673	\$75,936	\$24,737	\$17,930	72.48%	\$1,200	4.85%	\$7,549	30.52%	\$3,725	15.06%	\$12,474	50.42%	\$13,433	★★★★★
Eagles Aerie 3405 Marshall	Marshall	00237	\$163,839	\$109,455	\$54,384	\$27,840	51.19%	\$3,150	5.79%	\$6,862	12.62%	\$5,899	10.85%	\$15,911	29.26%	\$19,743	★★★
Eagles Aerie 3420 St. James	St. James	00323	\$2,619,893	\$2,204,532	\$415,361	\$229,767	55.32%	\$21,536	5.18%	\$36,125	8.70%	\$126,995	30.57%	\$184,656	44.46%	\$59,429	★★★★★
Eagles Aerie 3424 Litchfield	Litchfield	00645	\$857,151	\$712,699	\$144,452	\$70,699	48.94%	\$20,883	14.46%	\$34,301	23.75%	\$19,204	13.29%	\$74,388	51.50%	\$17,892	★★★★★
Eagles Aerie 3486 Karlstad	Karlstad	01585	\$324,083	\$263,483	\$60,600	\$22,521	37.16%	\$10,313	17.02%	\$15,032	24.80%	\$6,762	11.16%	\$32,107	52.98%	\$21,913	★★★★★
Eagles Aerie 350 Dacotah East Grand Forks	East Grand Forks	00543	\$1,729,070	\$1,481,591	\$247,479	\$160,360	64.80%	\$26,707	10.79%	\$37,782	15.27%	\$59,379	23.99%	\$123,868	50.05%	\$95,237	★★★★★
Eagles Aerie 3718 New Brighton	New Brighton	00541	\$1,187,243	\$1,008,550	\$178,693	\$76,445	42.78%	\$12,786	7.16%	\$33,070	18.51%	\$25,319	14.17%	\$71,175	39.83%	\$69,981	★★★
Eagles Aerie 3918 Tracy	Tracy	00326	\$134,552	\$104,545	\$30,007	\$9,974	33.24%	\$3,000	10.00%	\$9,087	30.28%	\$3,740	12.46%	\$15,826	52.74%	\$6,952	★★★★★
Eagles Aerie 4031 Farmington	Farmington	01264	\$1,825,268	\$1,593,305	\$231,963	\$125,805	54.23%	\$22,150	9.55%	\$27,600	11.90%	\$44,766	19.30%	\$94,516	40.75%	\$40,039	★★★★★
Eagles Aerie 4120 Shakopee	Shakopee	01623	\$1,239,661	\$1,023,541	\$216,120	\$115,813	53.59%	\$29,532	13.66%	\$28,069	12.99%	\$44,008	20.36%	\$101,608	47.01%	\$12,561	★★★★★
Eagles Aerie 620 Morris	Morris	00260	\$912,434	\$766,843	\$145,591	\$75,079	51.57%	\$38,544	26.47%	\$10,151	6.97%	\$17,950	12.33%	\$66,644	45.78%	\$42,799	★★★★★
Eagles Aerie 622 St. Cloud	St. Cloud	00381	\$2,552,924	\$2,195,324	\$357,600	\$168,224	47.04%	\$10,452	2.92%	\$80,546	22.52%	\$93,794	26.23%	\$184,791	51.68%	\$28,059	★★★★★
Eagles Aerie 703 Lookout Austin	Austin	00412	\$4,270,223	\$3,564,653	\$705,570	\$305,820	43.34%	\$44,843	6.36%	\$86,987	12.33%	\$209,043	29.63%	\$340,873	48.31%	\$137,439	★★★★★

FY2018 Organization Annual Report Summary

by Organization Name

Organization Name	City	License	Gross		Net	Allowable		LAWFUL PURPOSE EXPENDITURES						Retained	Star Rating		
			Receipts	Prizes	Receipts	Expenses	%	Charitable	%	Other	%	Taxes/Fees	%	TOTAL		%	Cash
Eagles Aerie 873 Crookston	Crookston	00449	\$1,056,289	\$886,717	\$169,572	\$79,051	46.62%	\$16,317	9.62%	\$29,013	17.11%	\$25,136	14.82%	\$70,465	41.55%	\$29,184	★★★★
Eagles Aerie 94 Stillwater	Stillwater	00259	\$3,100,147	\$2,645,408	\$454,739	\$239,285	52.62%	\$46,675	10.26%	\$12,289	2.70%	\$128,326	28.22%	\$187,291	41.19%	\$90,912	★★★★
East Grand Forks Blue Line Club	East Grand Forks	01656	\$246,396	\$162,556	\$83,840	\$31,922	38.07%	\$44,057	52.55%	\$0	0.00%	\$8,595	10.25%	\$52,652	62.80%	\$78,180	★★★★★
East Hubbard Co Fire Dist	Akeley	05312	\$729,935	\$637,563	\$92,372	\$48,110	52.08%	\$34,322	37.16%	\$0	0.00%	\$9,934	10.75%	\$44,256	47.91%	\$34,652	★★★★
Eastern Morrison County 4 Wheeler Club	Pierz	05106	\$569,268	\$430,138	\$139,130	\$80,838	58.10%	\$40,000	28.75%	\$0	0.00%	\$12,891	9.27%	\$52,891	38.02%	\$40,055	★★★
Eastview Hockey Assoc	Rosemount	36438	\$9,333,159	\$8,252,235	\$1,080,923	\$599,318	55.44%	\$36,500	3.38%	\$29,323	2.71%	\$348,001	32.19%	\$413,824	38.28%	\$113,068	★★★
Eden Valley Hawks Baseball Club	Eden Valley	02120	\$432,104	\$354,301	\$77,803	\$41,647	53.53%	\$20,350	26.16%	\$0	0.00%	\$9,696	12.46%	\$30,046	38.62%	\$29,952	★★★
Eden Valley Lions Club	Eden Valley	01530	\$1,659,989	\$1,379,498	\$280,491	\$130,698	46.60%	\$163,675	58.35%	\$0	0.00%	\$60,266	21.49%	\$223,941	79.84%	\$45,077	★★★★★
Edinburgh USA Pro Am Foundation	Brooklyn Park	36222	\$3,317,480	\$2,820,800	\$496,680	\$311,439	62.70%	-\$3,302	-0.66%	\$0	0.00%	\$184,754	37.20%	\$181,452	36.53%	\$56,545	★★★
Edison Community Sports Foundation	Minneapolis	01861	\$1,257,509	\$993,161	\$264,348	\$152,084	57.53%	\$20,000	7.57%	\$0	0.00%	\$66,404	25.12%	\$86,404	32.69%	\$55,243	★★★
Eitzen Fire & Rescue Association Inc	Eitzen	32660	\$1,023,750	\$854,243	\$169,507	\$65,730	38.78%	\$45,000	26.55%	\$0	0.00%	\$22,593	13.33%	\$67,593	39.88%	\$61,589	★★★
Elbow Lake Firemens Relief Assoc	Elbow Lake	01968	\$1,495,054	\$1,296,597	\$198,457	\$86,054	43.36%	\$69,462	35.00%	\$0	0.00%	\$43,727	22.03%	\$113,189	57.03%	\$30,179	★★★★★
Elgin Fire Relief Association	Elgin	05658	\$793,182	\$626,775	\$166,407	\$72,656	43.66%	\$63,235	38.00%	\$0	0.00%	\$16,355	9.83%	\$79,590	47.83%	\$69,490	★★★★
Elizabeth Fire Dept Relief Assoc	Fergus Falls	01686	\$280,938	\$232,122	\$48,816	\$24,673	50.54%	\$18,926	38.77%	\$0	0.00%	\$5,342	10.94%	\$24,268	49.71%	\$14,155	★★★★
Elk River Lions Club	Elk River	02257	\$4,178,878	\$3,580,864	\$598,014	\$301,934	50.49%	\$116,992	19.56%	\$0	0.00%	\$174,580	29.19%	\$291,572	48.76%	\$70,535	★★★★
Elk River Youth Hockey Assoc	Elk River	01536	\$3,924,906	\$3,374,363	\$550,543	\$271,416	49.30%	\$93,382	16.96%	\$0	0.00%	\$139,511	25.34%	\$232,893	42.30%	\$69,080	★★★★
Elko Baseball Club	Elko New Market	02943	\$682,267	\$568,557	\$113,711	\$62,106	54.62%	\$32,862	28.90%	\$0	0.00%	\$13,743	12.09%	\$46,605	40.99%	\$56,374	★★★★
Elko New Market Fire Fighters' Relief Assoc	Elko New Market	02324	\$3,204,785	\$2,686,787	\$517,997	\$221,161	42.70%	\$102,250	19.74%	\$0	0.00%	\$164,338	31.73%	\$266,588	51.47%	\$93,005	★★★★★
Elks Lodge 1003 Virginia	Virginia	01191	\$1,484,187	\$1,234,978	\$249,210	\$135,925	54.54%	\$40,584	16.28%	\$20,936	8.40%	\$56,911	22.84%	\$118,431	47.52%	\$31,637	★★★★
Elks Lodge 1091 Rochester	Rochester	00288	\$1,420,809	\$1,102,105	\$318,703	\$216,879	68.05%	\$61,964	19.44%	\$628	0.20%	\$36,953	11.59%	\$99,546	31.23%	\$16,025	★★★
Elks Lodge 1161 Eveleth	Eveleth	01637	\$619,653	\$517,207	\$102,446	\$48,486	47.33%	\$11,572	11.30%	\$13,828	13.50%	\$13,100	12.79%	\$38,500	37.58%	\$25,998	★★★
Elks Lodge 1166 Faribault	Faribault	00872	\$309,291	\$245,211	\$64,080	\$33,298	51.96%	\$16,422	25.63%	\$100	0.16%	\$7,829	12.22%	\$24,351	38.00%	\$34,529	★★★
Elks Lodge 1395 Owatonna	Owatonna	01169	\$975,015	\$806,370	\$168,645	\$78,632	46.63%	\$21,511	12.76%	\$32,597	19.33%	\$25,006	14.83%	\$79,114	46.91%	\$55,919	★★★★
Elks Lodge 1685 Alexandria	Alexandria	01110	\$6,107,195	\$5,393,229	\$713,966	\$392,991	55.04%	\$41,088	5.75%	\$62,901	8.81%	\$241,662	33.85%	\$345,652	48.41%	\$103,030	★★★★
Elks Lodge 179 Stillwater	Stillwater	01058	\$567,053	\$471,885	\$95,168	\$58,408	61.37%	\$18,729	19.68%	\$0	0.00%	\$13,571	14.26%	\$32,300	33.94%	\$55,200	★★★
Elks Lodge 2221 Hopkins	Hopkins	00365	\$611,149	\$516,189	\$94,960	\$40,392	42.54%	\$19,500	20.53%	\$23,536	24.79%	\$10,842	11.42%	\$53,878	56.74%	\$40,667	★★★★★
Elks Lodge 2287 Worthington	Worthington	00192	\$675,898	\$595,881	\$80,016	\$33,014	41.26%	\$27,877	34.84%	\$17,204	21.50%	\$8,232	10.29%	\$53,312	66.63%	\$9,612	★★★★★
Elks Lodge 2386 Wadena	Wadena	00802	\$765,929	\$642,017	\$123,912	\$87,077	70.27%	\$18,710	15.10%	\$19,015	15.35%	\$17,180	13.86%	\$54,905	44.31%	\$30,161	★★★★
Elks Lodge 2427 Hutchinson	Hutchinson	00196	\$1,411,936	\$1,161,760	\$250,176	\$125,824	50.29%	\$55,104	22.03%	\$26,861	10.74%	\$49,588	19.82%	\$131,553	52.58%	\$63,691	★★★★★
Elks Lodge 327 Winona	Goodview	00546	\$341,318	\$265,840	\$75,478	\$32,898	43.59%	\$12,981	17.20%	\$16,258	21.54%	\$8,427	11.17%	\$37,666	49.90%	\$17,798	★★★★
Elks Lodge 44 Minneapolis	Brooklyn Park	00244	\$970,069	\$833,692	\$136,377	\$91,683	67.23%	\$12,575	9.22%	\$17,444	12.79%	\$16,026	11.75%	\$46,044	33.76%	\$32,515	★★★
Elks Lodge 615 Brainerd	Brainerd	00496	\$1,053,074	\$922,073	\$131,001	\$96,061	73.33%	\$9,200	7.02%	\$17,627	13.46%	\$19,294	14.73%	\$46,121	35.21%	\$12,140	★★★
Elks Lodge 845 Red Wing	Red Wing	00979	\$308,805	\$260,924	\$47,881	\$18,655	38.96%	\$13,446	28.08%	\$9,460	19.76%	\$6,452	13.48%	\$29,358	61.31%	\$31,016	★★★★★
Elks Lodge 952 Willmar	Willmar	00398	\$247,003	\$209,639	\$37,364	\$16,018	42.87%	\$8,901	23.82%	\$7,500	20.07%	\$3,987	10.67%	\$20,388	54.56%	\$22,769	★★★★★
Elrosa Baseball Club	Elrosa	01955	\$375,457	\$303,266	\$72,191	\$33,783	46.80%	\$29,793	41.27%	\$0	0.00%	\$7,660	10.61%	\$37,453	51.88%	\$26,262	★★★★★

FY2018 Organization Annual Report Summary

by Organization Name

Organization Name	City	License	Gross		Net	Allowable		LAWFUL PURPOSE EXPENDITURES						Retained	Star Rating		
			Receipts	Prizes	Receipts	Expenses	%	Charitable	%	Other	%	Taxes/Fees	%	TOTAL		%	Cash
Ely Igloo Snowmobile Club	Ely	04652	\$487,720	\$384,720	\$103,000	\$58,863	57.15%	\$35,278	34.25%	\$0	0.00%	\$12,715	12.34%	\$47,992	46.59%	\$21,616	★ ★ ★ ★
Ely Winton Rod and Gun Club	Winton	04828	\$1,048,797	\$858,514	\$190,283	\$128,740	67.66%	\$4,675	2.46%	\$16,489	8.67%	\$34,415	18.09%	\$55,579	29.21%	\$20,833	★ ★
Elysian Fire Dept Relief Assoc	Elysian	02222	\$475,815	\$393,472	\$82,343	\$51,352	62.36%	\$14,001	17.00%	\$0	0.00%	\$8,835	10.73%	\$22,835	27.73%	\$17,630	★ ★
Emily Firemen's Relief Assoc	Emily	02215	\$149,495	\$109,099	\$40,396	\$30,427	75.32%	\$7,450	18.44%	\$0	0.00%	\$4,001	9.90%	\$11,451	28.35%	\$7,318	★ ★
Essig Baseball Club Inc	New Ulm	01614	\$737,171	\$613,416	\$123,755	\$57,555	46.51%	\$28,441	22.98%	\$0	0.00%	\$14,403	11.64%	\$42,844	34.62%	\$32,601	★ ★ ★
Evansville Firemens Relief Assoc	Evansville	02399	\$905,708	\$782,459	\$123,249	\$72,310	58.67%	\$33,630	27.29%	\$0	0.00%	\$16,110	13.07%	\$49,740	40.36%	\$13,217	★ ★ ★ ★
Fairfax Baseball Assoc	Fairfax	02240	\$159,759	\$136,546	\$23,213	\$13,606	58.61%	\$6,346	27.34%	\$0	0.00%	\$3,602	15.52%	\$9,948	42.86%	\$8,501	★ ★ ★ ★
Fairfax Fire Dept dba Fairfax Fire Rescue	Fairfax	93720	\$98,232	\$69,562	\$28,670	\$9,582	33.42%	\$0	0.00%	\$0	0.00%	\$2,478	8.64%	\$2,478	8.64%	\$15,496	★
Fairmont Fire Department Relief Assoc	Fairmont	03050	\$3,581,282	\$3,126,201	\$455,080	\$234,347	51.50%	\$82,641	18.16%	\$0	0.00%	\$138,832	30.51%	\$221,473	48.67%	\$98,220	★ ★ ★ ★
Fairmont Youth Hockey Assoc	Fairmont	01209	\$4,311,160	\$3,665,664	\$645,496	\$356,076	55.16%	\$35,000	5.42%	\$0	0.00%	\$190,571	29.52%	\$225,572	34.95%	\$78,117	★ ★ ★
Faribault Hockey Assoc	Faribault	03911	\$718,267	\$542,456	\$175,811	\$75,165	42.75%	\$74,936	42.62%	\$0	0.00%	\$25,711	14.62%	\$100,647	57.25%	\$8,871	★ ★ ★ ★ ★
Faribault Wrestling Club	Faribault	07193	\$454,352	\$370,285	\$84,067	\$36,444	43.35%	\$17,914	21.31%	\$0	0.00%	\$9,935	11.82%	\$27,849	33.13%	\$35,841	★ ★ ★
Farming Baseball Club Inc.	Richmond	93266	\$240,059	\$188,358	\$51,701	\$28,175	54.50%	\$11,602	22.44%	\$11,232	21.73%	\$6,267	12.12%	\$29,101	56.29%	\$11,390	★ ★ ★ ★ ★
Farming Lions Club	Roscoe	36611	\$411,699	\$339,221	\$72,478	\$27,067	37.35%	\$30,095	41.52%	\$2,000	2.76%	\$8,154	11.25%	\$40,249	55.53%	\$24,408	★ ★ ★ ★ ★
Farmington Firefighters Relief Assoc	Farmington	04609	\$2,630,006	\$2,313,827	\$316,180	\$146,955	46.48%	\$65,330	20.66%	\$0	0.00%	\$99,377	31.43%	\$164,707	52.09%	\$73,422	★ ★ ★ ★ ★
Farmington Wrestling Club	Farmington	92995	\$1,865,036	\$1,648,197	\$216,839	\$104,611	48.24%	\$54,398	25.09%	\$0	0.00%	\$62,492	28.82%	\$116,891	53.91%	\$62,508	★ ★ ★ ★ ★
Farmington Youth Hockey Association	Farmington	03762	\$3,458,772	\$2,974,068	\$484,703	\$184,682	38.10%	\$145,000	29.92%	\$0	0.00%	\$114,983	23.72%	\$259,983	53.64%	\$96,781	★ ★ ★ ★ ★
Felton Volunteer Firemen Inc	Felton	00615	\$568,575	\$442,944	\$125,631	\$62,407	49.67%	\$23,478	18.69%	\$0	0.00%	\$15,817	12.59%	\$39,295	31.28%	\$55,730	★ ★ ★
Fergus Falls Hockey Assoc	Fergus Falls	02107	\$1,952,806	\$1,621,526	\$331,280	\$173,009	52.22%	\$41,490	12.52%	\$0	0.00%	\$86,302	26.05%	\$127,792	38.58%	\$93,113	★ ★ ★
Fertile Firemen's Relief Association	Fertile	01871	\$1,422,367	\$1,221,076	\$201,291	\$80,841	40.16%	\$119,002	59.12%	\$0	0.00%	\$34,708	17.24%	\$153,710	76.36%	\$30,031	★ ★ ★ ★ ★
Fifty Lakes Firefighter's Relief Assoc	Fifty Lakes	01732	\$586,437	\$471,789	\$114,648	\$55,019	47.99%	\$54,048	47.14%	\$0	0.00%	\$12,772	11.14%	\$66,820	58.28%	\$28,649	★ ★ ★ ★ ★
Finlayson & Giese Lions Club	Finlayson	02158	\$462,352	\$380,219	\$82,133	\$50,373	61.33%	\$34,865	42.45%	\$0	0.00%	\$9,077	11.05%	\$43,942	53.50%	\$43,982	★ ★ ★ ★ ★
Floodwood Business & Community Partner	Floodwood	35753	\$82,387	\$62,274	\$20,113	\$14,035	69.78%	\$4,428	22.02%	\$0	0.00%	\$2,392	11.89%	\$6,820	33.91%	\$4,800	★ ★ ★
Flyer Athletic Boosters	Little Falls	35880	\$680,413	\$545,319	\$135,094	\$78,951	58.44%	\$38,750	28.68%	\$0	0.00%	\$17,026	12.60%	\$55,776	41.29%	\$8,457	★ ★ ★ ★
Forada Firefighters' Relief Association	Alexandria	01879	\$1,404,714	\$1,216,159	\$188,555	\$82,976	44.01%	\$64,970	34.46%	\$0	0.00%	\$35,382	18.76%	\$100,352	53.22%	\$49,186	★ ★ ★ ★ ★
Forest Lake Athletic Assoc	Forest Lake	04354	\$5,677,549	\$4,833,850	\$843,699	\$472,230	55.97%	\$60,690	7.19%	\$0	0.00%	\$273,125	32.37%	\$333,815	39.57%	\$85,954	★ ★ ★
Foreston Firemen's Relief Association	Foreston	00754	\$435,146	\$357,141	\$78,005	\$39,274	50.35%	\$27,542	35.31%	\$0	0.00%	\$7,906	10.14%	\$35,448	45.44%	\$11,772	★ ★ ★ ★
Fountain Firefighters Relief Assoc	Fountain	03105	\$1,278,543	\$1,078,400	\$200,143	\$93,331	46.63%	\$66,350	33.15%	\$0	0.00%	\$27,412	13.70%	\$93,762	46.85%	\$44,786	★ ★ ★ ★
Fox Lake Conservation League	Sherburn	05344	\$6,274,730	\$5,372,446	\$902,284	\$455,718	50.51%	\$143,216	15.87%	\$0	0.00%	\$295,820	32.79%	\$439,036	48.66%	\$104,855	★ ★ ★ ★
Foxtailers Snowmobile Club	St. Michael	04858	\$219,973	\$174,037	\$45,936	\$14,899	32.43%	\$14,755	32.12%	\$0	0.00%	\$5,065	11.03%	\$19,820	43.15%	\$24,828	★ ★ ★ ★
Franklin Lions Club	Franklin	02804	\$117,861	\$95,288	\$22,573	\$14,857	65.82%	\$6,300	27.91%	\$0	0.00%	\$2,899	12.84%	\$9,199	40.75%	\$12,691	★ ★ ★ ★
Fraternal Order of Police Northwest MN Lo	Moorhead	32930	\$323,778	\$258,510	\$65,268	\$47,540	72.84%	\$3,250	4.98%	\$0	0.00%	\$6,930	10.62%	\$10,180	15.60%	\$1,717	★
Frazee Lions Club	Frazee	01763	\$2,154,639	\$1,819,287	\$335,352	\$221,583	66.07%	\$17,299	5.16%	\$0	0.00%	\$84,248	25.12%	\$101,547	30.28%	\$53,218	★ ★ ★
Freeport Lions Club	Freeport	01465	\$2,494,510	\$2,103,150	\$391,360	\$189,749	48.48%	\$95,694	24.45%	\$0	0.00%	\$99,831	25.51%	\$195,526	49.96%	\$66,532	★ ★ ★ ★
Fridley Lions Club	Fridley	00306	\$9,797,638	\$8,272,482	\$1,525,155	\$652,477	42.78%	\$331,752	21.75%	\$1,400	0.09%	\$518,976	34.03%	\$852,128	55.87%	\$256,495	★ ★ ★ ★ ★

FY2018 Organization Annual Report Summary

by Organization Name

Organization Name	City	License	Gross		Net	Allowable		LAWFUL PURPOSE EXPENDITURES						Retained	Star Rating		
			Receipts	Prizes	Receipts	Expenses	%	Charitable	%	Other	%	Taxes/Fees	%	TOTAL		%	Cash
Frontenac Sportsman's Club	Frontenac	03000	\$865,871	\$701,690	\$164,181	\$95,574	58.21%	\$41,333	25.17%	\$0	0.00%	\$24,438	14.88%	\$65,771	40.06%	\$20,695	★★★★
Garfield Lake Ice Racer Club Inc	Laporte	93540	\$480,955	\$389,329	\$91,626	\$37,761	41.21%	\$44,012	48.03%	\$750	0.82%	\$9,466	10.33%	\$54,228	59.18%	\$7,398	★★★★★
Garrison Commercial Club	Garrison	02666	\$2,244,746	\$1,858,487	\$386,259	\$219,934	56.94%	\$44,992	11.65%	\$110	0.03%	\$110,295	28.55%	\$155,397	40.23%	\$38,755	★★★★
Garrison Fire Department Relief Assoc	Garrison	01962	\$318,743	\$232,042	\$86,701	\$53,687	61.92%	\$21,554	24.86%	\$0	0.00%	\$8,854	10.21%	\$30,407	35.07%	\$21,679	★★★
Garvin Firemens Relief Assoc	Garvin	93641	\$88,291	\$69,182	\$19,109	\$17,621	92.22%	\$4,350	22.76%	\$0	0.00%	\$2,762	14.45%	\$7,112	37.22%	\$7,338	★★★
Gaylord Fire Dept Relief Assoc	Gaylord	02541	\$1,137,722	\$962,566	\$175,156	\$83,271	47.54%	\$42,451	24.24%	\$0	0.00%	\$29,893	17.07%	\$72,344	41.30%	\$53,981	★★★★
Gaylord Game Protection League	Gaylord	32323	\$1,220,434	\$1,017,891	\$202,543	\$98,149	48.46%	\$55,700	27.50%	\$6,224	3.07%	\$31,508	15.56%	\$93,431	46.13%	\$103,028	★★★★
German Days Incorporated	Belle Plaine	35239	\$10,133,460	\$8,742,002	\$1,391,458	\$805,054	57.86%	\$138,984	9.99%	\$0	0.00%	\$459,082	32.99%	\$598,066	42.98%	\$95,329	★★★★
Gibbon Lions Club	Gibbon	05807	\$192,924	\$152,257	\$40,667	\$25,530	62.78%	\$11,743	28.88%	\$0	0.00%	\$4,991	12.27%	\$16,734	41.15%	\$8,725	★★★★
Gilbert Fire Department Relief Association	Gilbert	05549	\$190,544	\$167,630	\$22,914	\$15,430	67.34%	\$3,450	15.06%	\$0	0.00%	\$3,583	15.64%	\$7,033	30.69%	-\$8,209	★★★
Glen Avon Hockey Club	Duluth	02883	\$1,575,260	\$1,301,006	\$274,254	\$146,357	53.37%	\$57,856	21.10%	\$0	0.00%	\$57,117	20.83%	\$114,973	41.92%	\$29,059	★★★★
Glencoe Lions Club	Glencoe	02235	\$969,329	\$811,975	\$157,354	\$82,446	52.39%	\$44,467	28.26%	\$0	0.00%	\$20,396	12.96%	\$64,863	41.22%	\$29,289	★★★★
Glenwood Fire Dept Relief Assoc	Glenwood	01480	\$2,341,447	\$2,032,470	\$308,978	\$160,457	51.93%	\$79,619	25.77%	\$0	0.00%	\$83,468	27.01%	\$163,086	52.78%	\$92,914	★★★★★
Gnesen Volunteer Fire Department Relief	Duluth	00662	\$680,595	\$546,257	\$134,338	\$73,586	54.78%	\$39,475	29.38%	\$0	0.00%	\$13,640	10.15%	\$53,114	39.54%	\$25,465	★★★
Gonvick 75th Diamond Jubilee	Gonvick	01302	\$250,292	\$202,095	\$48,197	\$27,203	56.44%	\$16,123	33.45%	\$0	0.00%	\$4,883	10.13%	\$21,006	43.58%	\$32,251	★★★★
Gonvick Lions Club	Gonvick	02125	\$166,198	\$117,367	\$48,831	\$21,087	43.18%	\$26,350	53.96%	\$0	0.00%	\$5,221	10.69%	\$31,571	64.65%	\$15,044	★★★★★
Good Thunder Fire Dept Relief Assoc	Good Thunder	02149	\$750,022	\$631,540	\$118,482	\$55,850	47.14%	\$44,843	37.85%	\$0	0.00%	\$13,355	11.27%	\$58,198	49.12%	\$77,860	★★★★
Goodhue Lions Club	Goodhue	25001	\$2,522,425	\$2,144,856	\$377,569	\$176,995	46.88%	\$83,865	22.21%	\$0	0.00%	\$99,640	26.39%	\$183,505	48.60%	\$41,433	★★★★
Goodridge Area Development	Goodridge	00173	\$434,166	\$374,651	\$59,515	\$31,530	52.98%	\$26,130	43.90%	\$0	0.00%	\$6,412	10.77%	\$32,542	54.68%	\$22,318	★★★★★
Goodview Activity Group	Winona	01002	\$1,738,270	\$1,469,156	\$269,113	\$167,928	62.40%	\$53,610	19.92%	\$0	0.00%	\$67,517	25.09%	\$121,127	45.01%	\$144,293	★★★★
Goodview Winona Area Hockey Associatio	Winona	02090	\$3,149,085	\$2,677,327	\$471,758	\$245,297	52.00%	\$1,000	0.21%	\$80,000	16.96%	\$134,377	28.48%	\$215,377	45.65%	\$39,332	★★★★
Grand Rapids Amateur Hockey Assoc	Grand Rapids	02682	\$3,870,760	\$3,146,670	\$724,090	\$245,426	33.89%	\$263,088	36.33%	\$0	0.00%	\$170,437	23.54%	\$433,525	59.87%	\$231,778	★★★★★
Grandy Lions Club	Grandy	02829	\$2,011,611	\$1,687,425	\$324,186	\$165,208	50.96%	\$63,458	19.57%	\$750	0.23%	\$83,980	25.90%	\$148,188	45.71%	\$22,765	★★★★
Granite City Lumberjacks Inc.	Sauk Rapids	92564	\$4,375,900	\$3,727,876	\$648,024	\$354,488	54.70%	\$90,691	14.00%	\$0	0.00%	\$207,588	32.03%	\$298,279	46.03%	\$39,968	★★★★
Green Isle Firemens Relief Assoc	Green Isle	02584	\$118,618	\$90,327	\$28,291	\$17,932	63.38%	\$5,316	18.79%	\$0	0.00%	\$3,140	11.10%	\$8,456	29.89%	\$8,833	★★
Greenwald Community Recreation Club	Greenwald	00888	\$194,574	\$150,562	\$44,012	\$26,984	61.31%	\$11,038	25.08%	\$0	0.00%	\$4,807	10.92%	\$15,846	36.00%	\$6,301	★★★
Greenway Lions Club	Bovey	01504	\$724,387	\$569,152	\$155,235	\$87,367	56.28%	\$29,270	18.86%	\$0	0.00%	\$22,060	14.21%	\$51,330	33.07%	\$30,311	★★★
Grey Eagle-Burtrum Lions Club	Grey Eagle	01292	\$1,749,194	\$1,452,041	\$297,153	\$154,349	51.94%	\$54,537	18.35%	\$0	0.00%	\$78,315	26.36%	\$132,852	44.71%	\$122,410	★★★★
Grygla Lions Club	Grygla	00782	\$183,749	\$146,908	\$36,841	\$18,184	49.36%	\$13,400	36.37%	\$0	0.00%	\$4,237	11.50%	\$17,637	47.87%	\$11,052	★★★★
Hackensack Lions Club	Hackensack	01740	\$942,872	\$823,552	\$119,320	\$58,246	48.82%	\$41,767	35.00%	\$0	0.00%	\$12,329	10.33%	\$54,096	45.34%	\$96,252	★★★★
Hadley Lions Club	Hadley	02492	\$233,957	\$196,946	\$37,011	\$20,521	55.44%	\$13,095	35.38%	\$0	0.00%	\$5,807	15.69%	\$18,902	51.07%	\$11,826	★★★★★
Halstad Firemens Benefit Assoc	Halstad	02609	\$467,429	\$396,603	\$70,826	\$37,499	52.95%	\$4,040	5.70%	\$0	0.00%	\$18,924	26.72%	\$22,964	32.42%	\$22,379	★★★
Ham Lake Chamber of Commerce	Ham Lake	02948	\$7,786,744	\$6,590,102	\$1,196,642	\$611,061	51.06%	\$110,300	9.22%	\$0	0.00%	\$434,423	36.30%	\$544,723	45.52%	\$96,001	★★★★
Ham Lake Lions Club	Cedar	02618	\$1,493,726	\$1,303,728	\$189,998	\$98,179	51.67%	\$48,073	25.30%	\$0	0.00%	\$39,625	20.86%	\$87,698	46.16%	\$25,317	★★★★
Hamburg Fire Dept Relief Assoc	Hamburg	02329	\$143,283	\$111,412	\$31,870	\$15,404	48.33%	\$6,800	21.34%	\$0	0.00%	\$3,953	12.40%	\$10,753	33.74%	\$8,577	★★★

FY2018 Organization Annual Report Summary

by Organization Name

Organization Name	City	License	Gross		Net	Allowable		LAWFUL PURPOSE EXPENDITURES								Retained	Star Rating
			Receipts	Prizes	Receipts	Expenses	%	Charitable	%	Other	%	Taxes/Fees	%	TOTAL	%	Cash	
Hamel Lions Club	Hamel	03851	\$1,162,074	\$972,762	\$189,312	\$118,632	62.66%	\$37,700	19.91%	\$0	0.00%	\$38,989	20.60%	\$76,689	40.51%	\$37,562	★★★★
Hamel Vol Firemen's Relief Assoc	Hamel	01926	\$1,259,120	\$1,086,454	\$172,666	\$89,888	52.06%	\$55,850	32.35%	\$0	0.00%	\$26,639	15.43%	\$82,489	47.77%	\$42,395	★★★★
Hancock Firemen's Relief Assoc	Hancock	05472	\$432,778	\$372,757	\$60,021	\$33,967	56.59%	\$14,200	23.66%	\$0	0.00%	\$6,131	10.21%	\$20,331	33.87%	\$30,395	★★★
Hanley Falls Firemens Relief Association	Hanley Falls	02791	\$746,725	\$613,579	\$133,146	\$81,149	60.95%	\$36,410	27.35%	\$0	0.00%	\$18,068	13.57%	\$54,478	40.92%	\$24,173	★★★★
Hanover Athletic Assoc	Hanover	02415	\$6,765,733	\$5,734,150	\$1,031,583	\$351,107	34.04%	\$456,230	44.23%	\$0	0.00%	\$352,530	34.17%	\$808,760	78.40%	\$231,857	★★★★★
Hanover Lions Club	Hanover	00591	\$1,331,497	\$1,175,230	\$156,267	\$89,440	57.24%	\$43,275	27.69%	\$0	0.00%	\$26,246	16.80%	\$69,521	44.49%	\$26,524	★★★★
Hanska Baseball Assoc	Hanska	02461	\$801,441	\$670,783	\$130,658	\$66,793	51.12%	\$41,712	31.92%	\$0	0.00%	\$17,798	13.62%	\$59,510	45.55%	\$49,528	★★★★
Harding Lastrup Snodusters Snowmobile Club	Hillman	02716	\$941,659	\$765,811	\$175,849	\$102,512	58.30%	\$42,650	24.25%	\$0	0.00%	\$23,896	13.59%	\$66,546	37.84%	\$55,090	★★★
Harding Sportsmen's Club	Pierz	02269	\$355,349	\$271,711	\$83,638	\$50,927	60.89%	\$22,375	26.75%	\$0	0.00%	\$8,696	10.40%	\$31,071	37.15%	\$15,416	★★★
Harmony Firefighter's Relief Assoc	Harmony	04184	\$736,076	\$602,568	\$133,508	\$64,022	47.95%	\$41,587	31.15%	\$0	0.00%	\$16,788	12.57%	\$58,375	43.72%	\$18,465	★★★★
Hartland Firemens Relief Assoc	Hartland	35378	\$887,058	\$732,063	\$154,995	\$74,864	48.30%	\$57,004	36.78%	\$0	0.00%	\$21,288	13.73%	\$78,292	50.51%	\$16,518	★★★★★
Hawley Firemens Relief Assoc	Hawley	02860	\$2,006,073	\$1,678,672	\$327,401	\$187,496	57.27%	\$59,175	18.07%	\$0	0.00%	\$81,877	25.01%	\$141,052	43.08%	\$34,327	★★★★
Hayfield Commercial Club	Hayfield	02310	\$2,178,754	\$1,883,602	\$295,152	\$185,470	62.84%	\$43,650	14.79%	\$0	0.00%	\$67,561	22.89%	\$111,211	37.68%	\$37,146	★★★
Hayward Fire Department Relief Association	Albert Lea	02869	\$394,151	\$327,580	\$66,571	\$37,428	56.22%	\$30,412	45.68%	\$0	0.00%	\$8,425	12.66%	\$38,837	58.34%	\$26,724	★★★★★
Heartland Animal Rescue Team	Brainerd	04797	\$325,235	\$268,218	\$57,017	\$44,079	77.31%	\$3,600	6.31%	\$0	0.00%	\$6,116	10.73%	\$9,716	17.04%	\$8,493	★
Hector Vol Fire Dept Relief Assoc	Hector	03169	\$214,870	\$167,983	\$46,887	\$26,275	56.04%	\$17,158	36.59%	\$0	0.00%	\$5,148	10.98%	\$22,306	47.57%	\$21,017	★★★★
Henderson Fire Dept Relief Assoc	Henderson	02409	\$1,242,751	\$1,059,605	\$183,146	\$85,497	46.68%	\$58,618	32.01%	\$0	0.00%	\$32,741	17.88%	\$91,358	49.88%	\$24,657	★★★★
Henderson Lions Club	Henderson	02647	\$209,455	\$169,343	\$40,112	\$17,424	43.44%	\$11,710	29.19%	\$0	0.00%	\$4,725	11.78%	\$16,435	40.97%	\$25,038	★★★★
Heritage Community Center	Thief River Falls	00175	\$25,668	\$18,814	\$6,853	\$1,101	16.06%	\$4,800	70.04%	\$0	0.00%	\$862	12.58%	\$5,662	82.62%	\$1,983	★★★★★
Hermantown Amateur Hockey Assoc	Hermantown	02165	\$2,243,084	\$1,860,328	\$382,756	\$184,925	48.31%	\$109,616	28.64%	\$0	0.00%	\$106,694	27.88%	\$216,309	56.51%	\$47,679	★★★★★
Hermantown Youth Soccer Assoc	Duluth	03182	\$1,598,207	\$1,352,455	\$245,752	\$142,964	58.17%	\$22,099	8.99%	\$0	0.00%	\$58,943	23.98%	\$81,042	32.98%	\$90,569	★★★
Hiawatha Sno-Seekers	Dover	04463	\$5,737,777	\$4,690,516	\$1,047,261	\$544,697	52.01%	\$65,193	6.23%	\$17,445	1.67%	\$347,522	33.18%	\$430,159	41.07%	\$123,144	★★★★
Hill City Firemens Relief Assoc	Hill City	01157	\$1,519,745	\$1,330,505	\$189,240	\$97,722	51.64%	\$59,550	31.47%	\$0	0.00%	\$41,823	22.10%	\$101,373	53.57%	\$14,629	★★★★★
Hill City Lions Club	Hill City	04089	\$984,262	\$825,045	\$159,217	\$70,958	44.57%	\$49,512	31.10%	\$0	0.00%	\$22,894	14.38%	\$72,406	45.48%	\$35,665	★★★★
Hill Murray Father's Club	Maplewood	04098	\$5,357,721	\$4,547,362	\$810,359	\$376,264	46.43%	\$177,079	21.85%	\$948	0.12%	\$257,591	31.79%	\$435,619	53.76%	\$35,078	★★★★★
Hill Murray Mothers Club	Mahtomedi	04435	\$3,299,771	\$2,827,462	\$472,309	\$202,333	42.84%	\$145,006	30.70%	\$0	0.00%	\$147,191	31.16%	\$292,198	61.87%	\$24,234	★★★★★
Hinckley Lions Club	Hinckley	01803	\$765,711	\$580,625	\$185,086	\$114,303	61.76%	\$35,149	18.99%	\$0	0.00%	\$28,326	15.30%	\$63,475	34.30%	\$23,870	★★★
Hitterdal Lions Club	Hitterdal	02015	\$624,688	\$554,611	\$70,077	\$39,179	55.91%	\$19,531	27.87%	\$0	0.00%	\$9,566	13.65%	\$29,096	41.52%	\$8,480	★★★★
Hoffman Lions Club	Hoffman	01636	\$683,538	\$553,983	\$129,555	\$43,957	33.93%	\$56,409	43.54%	\$1,500	1.16%	\$16,279	12.57%	\$74,189	57.26%	\$17,843	★★★★★
Hoffman Senior Citizen's Club	Hoffman	33884	\$33,167	\$25,080	\$8,087	\$1,909	23.60%	\$5,100	63.06%	\$0	0.00%	\$1,793	22.18%	\$6,893	85.24%	\$1,493	★★★★★
Holdingford Firefighters Relief Assoc	Holdingford	02667	\$717,001	\$607,328	\$109,673	\$58,269	53.13%	\$34,182	31.17%	\$0	0.00%	\$14,114	12.87%	\$48,296	44.04%	\$15,519	★★★★
Holdingford Sno Flyers	Holdingford	03012	\$336,913	\$273,215	\$63,698	\$34,621	54.35%	\$13,825	21.70%	\$0	0.00%	\$6,675	10.48%	\$20,500	32.18%	\$16,456	★★★
Holloway Rod and Gun Club	Holloway	00897	\$374,595	\$314,868	\$59,727	\$33,976	56.89%	\$13,198	22.10%	\$0	0.00%	\$5,901	9.88%	\$19,099	31.98%	\$35,408	★★★
Holy Trinity Church Winsted	Winsted	01288	\$813,519	\$653,601	\$159,917	\$53,323	33.34%	\$91,250	57.06%	\$0	0.00%	\$26,378	16.49%	\$117,628	73.56%	\$8,862	★★★★★
Hopkins Raspberry Assoc	Hopkins	02297	\$3,259,587	\$2,877,830	\$381,758	\$276,162	72.34%	\$17,750	4.65%	\$0	0.00%	\$91,938	24.08%	\$109,688	28.73%	\$54,987	★★

FY2018 Organization Annual Report Summary

by Organization Name

Organization Name	City	License	Gross		Net	Allowable		LAWFUL PURPOSE EXPENDITURES						Retained	Star Rating		
			Receipts	Prizes	Receipts	Expenses	%	Charitable	%	Other	%	Taxes/Fees	%	TOTAL		%	Cash
Hopkins Youth Hockey Association	Hopkins	04157	\$10,281,855	\$8,836,623	\$1,445,232	\$552,761	38.25%	\$383,503	26.54%	\$0	0.00%	\$491,921	34.04%	\$875,424	60.57%	\$64,225	★★★★★
Houston Money Creek Snowriders Snowm	Houston	92320	\$597,572	\$500,556	\$97,016	\$46,288	47.71%	\$11,023	11.36%	\$14,779	15.23%	\$10,971	11.31%	\$36,773	37.90%	\$37,967	★★★
Hoyt Lakes Chamber of Commerce	Hoyt Lakes	04943	\$936,208	\$828,324	\$107,884	\$63,570	58.92%	\$21,361	19.80%	\$0	0.00%	\$15,571	14.43%	\$36,932	34.23%	\$57,420	★★★
Hrvatski Dom Assoc	South St. Paul	00146	\$1,234,892	\$1,062,515	\$172,377	\$107,101	62.13%	\$28,669	16.63%	\$1,801	1.04%	\$31,141	18.07%	\$61,611	35.74%	\$26,035	★★★
Husker Athletic Boosters Club	Holdingsford	03961	\$501,215	\$410,024	\$91,191	\$55,933	61.34%	\$17,099	18.75%	\$0	0.00%	\$9,716	10.65%	\$26,815	29.40%	\$27,436	★★
Hutchinson Hockey Association, Inc.	Hutchinson	02482	\$2,085,067	\$1,785,289	\$299,778	\$134,422	44.84%	\$44,641	14.89%	\$0	0.00%	\$68,198	22.75%	\$112,839	37.64%	\$84,465	★★★
Ideal Community Service Organization	Pequot Lakes	01152	\$271,921	\$211,799	\$60,122	\$39,831	66.25%	\$14,600	24.28%	\$0	0.00%	\$6,409	10.66%	\$21,009	34.94%	\$10,798	★★★
International Falls Recreation Hockey Assc	International Falls	05298	\$332,121	\$250,072	\$82,049	\$34,262	41.76%	\$47,708	58.15%	\$0	0.00%	\$8,912	10.86%	\$56,620	69.01%	\$11,863	★★★★★
International Voyageurs Snowmobile Club	International Falls	05012	\$944,306	\$788,508	\$155,798	\$90,435	58.05%	\$44,659	28.66%	\$5,362	3.44%	\$31,350	20.12%	\$81,371	52.23%	\$34,640	★★★★★
Inver Grove Heights Soccer Assoc	Inver Grove Heigh	30084	\$876,072	\$753,511	\$122,561	\$72,485	59.14%	\$0	0.00%	\$25,000	20.40%	\$14,133	11.53%	\$39,133	31.93%	\$22,852	★★★
Irish Football Boosters	Rosemount	93224	\$4,428,184	\$3,912,104	\$516,080	\$236,036	45.74%	\$111,288	21.56%	\$0	0.00%	\$154,812	30.00%	\$266,100	51.56%	\$71,605	★★★★★
Irving Community Association	Duluth	02305	\$15,754,018	\$13,439,230	\$2,314,788	\$1,221,042	52.75%	\$340,397	14.71%	\$0	0.00%	\$795,757	34.38%	\$1,136,154	49.08%	\$145,072	★★★★★
Isabella Community Council	Isabella	02612	\$301,468	\$246,714	\$54,754	\$33,531	61.24%	\$6,795	12.41%	\$7,878	14.39%	\$6,473	11.82%	\$21,145	38.62%	\$9,665	★★★
Isanti County Sportsmens Club	Cambridge	02581	\$5,227,287	\$4,537,012	\$690,275	\$306,446	44.39%	\$131,669	19.07%	\$0	0.00%	\$207,922	30.12%	\$339,591	49.20%	\$139,228	★★★★★
Isle Lions Club	Isle	01844	\$606,891	\$493,225	\$113,666	\$61,628	54.22%	\$24,602	21.64%	\$0	0.00%	\$12,706	11.18%	\$37,308	32.82%	\$91,441	★★★
Italian American Club Foundation	Minneapolis	00511	\$6,511,931	\$5,416,529	\$1,095,402	\$452,295	41.29%	\$301,833	27.55%	\$0	0.00%	\$347,892	31.76%	\$649,725	59.31%	\$63,373	★★★★★
Itasca Drift Skippers Snowmobile Club	Grand Rapids	05107	\$936,262	\$750,528	\$185,734	\$70,027	37.70%	\$98,000	52.76%	\$0	0.00%	\$28,699	15.45%	\$126,699	68.22%	\$68,045	★★★★★
Ivanhoe Firemens Relief Assoc	Ivanhoe	93852	\$169,534	\$135,997	\$33,537	\$15,834	47.21%	\$0	0.00%	\$0	0.00%	\$3,117	9.29%	\$3,117	9.29%	\$19,312	★
Izaak Walton League Chapter 79	New Ulm	02352	\$384,122	\$318,484	\$65,639	\$38,183	58.17%	\$11,753	17.91%	\$0	0.00%	\$6,814	10.38%	\$18,567	28.29%	\$18,542	★★
Janesville Fire Department Relief Assoc	Janesville	93922	\$246,402	\$200,509	\$45,893	\$27,899	60.79%	\$0	0.00%	\$0	0.00%	\$4,979	10.85%	\$4,979	10.85%	\$10,347	★
Janesville Rotary Club	Janesville	03859	\$129,238	\$92,032	\$37,207	\$9,270	24.91%	\$22,010	59.16%	\$0	0.00%	\$4,090	10.99%	\$26,100	70.15%	\$20,300	★★★★★
Jasper Lions Club	Jasper	01717	\$50,354	\$38,150	\$12,204	\$7,413	60.75%	\$3,825	31.34%	\$0	0.00%	\$1,411	11.56%	\$5,236	42.90%	\$4,555	★★★★★
Jordan Fire Department Relief Assoc	Jordan	02662	\$663,371	\$551,360	\$112,011	\$74,490	66.50%	\$21,657	19.33%	\$85	0.08%	\$13,913	12.42%	\$35,655	31.83%	\$21,253	★★★
Kasota Fire Dept Relief Assoc	Kasota	02880	\$1,223,620	\$1,060,112	\$163,508	\$93,337	57.08%	\$40,557	24.80%	\$0	0.00%	\$28,057	17.16%	\$68,614	41.96%	\$31,556	★★★★★
Kay Sea Club	Austin	00787	\$343,702	\$281,133	\$62,569	\$52,276	83.55%	\$6,081	9.72%	\$0	0.00%	\$4,418	7.06%	\$10,499	16.78%	\$6,367	★
Kellogg Fire Department Relief Assoc	Kellogg	03983	\$635,717	\$526,403	\$109,314	\$59,735	54.65%	\$15,475	14.16%	\$0	0.00%	\$21,525	19.69%	\$37,000	33.85%	\$19,929	★★★
Kensington Firemen's Relief Association	Kensington	02557	\$406,496	\$323,783	\$82,713	\$43,586	52.70%	\$32,586	39.40%	\$0	0.00%	\$8,590	10.39%	\$41,176	49.78%	\$25,052	★★★★★
Kenyon Snowdrifters	Kenyon	33481	\$1,051,214	\$875,975	\$175,238	\$95,933	54.74%	\$18,386	10.49%	\$19,975	11.40%	\$30,029	17.14%	\$68,390	39.03%	\$36,425	★★★
Kiester Firemans Relief Assoc	Kiester	05648	\$479,917	\$413,075	\$66,842	\$33,713	50.44%	\$22,019	32.94%	\$0	0.00%	\$10,382	15.53%	\$32,401	48.47%	\$21,675	★★★★★
Kimball Firemens Relief Assoc	Kimball	05835	\$1,828,620	\$1,565,804	\$262,816	\$134,643	51.23%	\$51,663	19.66%	\$0	0.00%	\$68,982	26.25%	\$120,645	45.90%	\$43,874	★★★★★
Kingsland Athletic Booster Club	Spring Valley	04222	\$2,533,920	\$2,101,788	\$432,132	\$236,320	54.69%	\$66,221	15.32%	\$0	0.00%	\$124,796	28.88%	\$191,017	44.20%	\$46,330	★★★★★
Kinney Fire Relief Assoc	Kinney	03103	\$245,791	\$207,715	\$38,076	\$25,824	67.82%	\$9,214	24.20%	\$0	0.00%	\$4,456	11.70%	\$13,670	35.90%	\$6,818	★★★
Knights Fraternal Corporation of Bloomingt	Bloomington	00085	\$1,128,858	\$863,634	\$265,224	\$142,865	53.87%	\$9,959	3.76%	\$45,239	17.06%	\$26,002	9.80%	\$81,200	30.62%	\$63,169	★★★
Knights of Columbus Council 1551 Montvic	Montevideo	02514	\$437,797	\$352,448	\$85,349	\$38,950	45.64%	\$28,433	33.31%	\$0	0.00%	\$8,578	10.05%	\$37,011	43.36%	\$25,303	★★★★★
Knights of Columbus Council 1573 Montgo	Montgomery	40009	\$418,395	\$343,037	\$75,358	\$33,053	43.86%	\$35,127	46.61%	\$0	0.00%	\$8,991	11.93%	\$44,118	58.54%	\$3,710	★★★★★

FY2018 Organization Annual Report Summary

by Organization Name

Organization Name	City	License	Gross		Net	Allowable		LAWFUL PURPOSE EXPENDITURES						Retained	Star Rating		
			Receipts	Prizes	Receipts	Expenses	%	Charitable	%	Other	%	Taxes/Fees	%	TOTAL		%	Cash
Knights of Columbus Council 1575 Fairmont	Fairmont	00683	\$166,017	\$96,635	\$69,382	\$5,920	8.53%	\$52,400	75.52%	\$5,500	7.93%	\$6,125	8.83%	\$64,025	92.28%	\$7,993	★★★★★
Knights of Columbus Council 1632 Stillwater	Stillwater	04684	\$112,685	\$93,737	\$18,948	\$13,820	72.94%	\$9,800	51.72%	\$0	0.00%	\$2,288	12.08%	\$12,088	63.80%	\$4,432	★★★★★
Knights of Columbus Council 2023	New Prague	01187	\$66,629	\$45,174	\$21,456	\$6,668	31.08%	\$4,150	19.34%	\$7,646	35.64%	\$3,916	18.25%	\$15,713	73.23%	\$996	★★★★★
Knights of Columbus Council 4174 Albertville	Albertville	02923	\$2,885,188	\$2,483,595	\$401,593	\$182,702	45.49%	\$99,415	24.76%	\$0	0.00%	\$100,283	24.97%	\$199,698	49.73%	\$219,376	★★★★★
Knights of Columbus Council 4718 Alexandria	Alexandria	01362	\$138,528	\$86,057	\$52,472	\$27,314	52.05%	\$9,827	18.73%	\$6,885	13.12%	\$5,816	11.08%	\$22,528	42.93%	\$12,983	★★★★★
Knights of Columbus Council 6731 Granite Falls	Granite Falls	03434	\$123,951	\$100,872	\$23,079	\$16,813	72.85%	\$5,745	24.89%	\$0	0.00%	\$3,052	13.22%	\$8,797	38.12%	\$4,395	★★★
Knights of Columbus Council 8367 Lakeville	Lakeville	03744	\$481,711	\$408,534	\$73,177	\$53,106	72.57%	\$17,276	23.61%	\$0	0.00%	\$8,136	11.12%	\$25,412	34.73%	\$37,814	★★★
Knights of Columbus Council 889 Faribault	Faribault	01142	\$168,543	\$118,112	\$50,431	\$15,079	29.90%	\$7,250	14.38%	\$21,275	42.19%	\$6,906	13.69%	\$35,431	70.26%	\$1,600	★★★★★
Knights of Columbus Council 9140 Big Lake	Big Lake	04555	\$3,548,392	\$3,020,884	\$527,508	\$288,368	54.67%	\$75,718	14.35%	\$3,500	0.66%	\$158,213	29.99%	\$237,431	45.01%	\$63,488	★★★★★
Knights of Columbus Council 945 Owatonna	Owatonna	01090	\$1,050,096	\$850,851	\$199,245	\$132,265	66.38%	\$27,790	13.95%	\$12,257	6.15%	\$38,255	19.20%	\$78,302	39.30%	\$29,160	★★★
La Salle Volunteer Firefighters Relief Assoc	La Salle	03759	\$844,282	\$726,289	\$117,993	\$58,610	49.67%	\$44,574	37.78%	\$0	0.00%	\$13,746	11.65%	\$58,320	49.43%	\$15,220	★★★★★
Lac Qui Parle Lake Association	Montevideo	02914	\$994,365	\$772,851	\$221,514	\$151,964	68.60%	\$31,451	14.20%	\$0	0.00%	\$42,426	19.15%	\$73,877	33.35%	\$29,428	★★★
Lafayette & Area Lions Club	Lafayette	02549	\$429,331	\$342,010	\$87,321	\$43,341	49.63%	\$40,768	46.69%	\$0	0.00%	\$9,102	10.42%	\$49,870	57.11%	\$26,457	★★★★★
Lake City Chamber Of Commerce	Lake City	01182	\$30,490	\$25,232	\$5,258	\$2,095	39.84%	\$2,650	50.40%	\$0	0.00%	\$803	15.27%	\$3,453	65.67%	\$1,812	★★★★★
Lake Crystal Fire Dept Relief Assoc	Lake Crystal	02606	\$1,115,282	\$964,558	\$150,723	\$84,884	56.32%	\$54,046	35.86%	\$0	0.00%	\$26,178	17.37%	\$80,224	53.23%	\$34,116	★★★★★
Lake Elmo Jaycees	Lake Elmo	02225	\$2,573,039	\$2,216,468	\$356,571	\$118,876	33.34%	\$102,317	28.69%	\$15,000	4.21%	\$96,495	27.06%	\$213,812	59.96%	\$109,719	★★★★★
Lake Henry Lions Club	Belgrade	04918	\$660,332	\$519,022	\$141,310	\$49,668	35.15%	\$93,419	66.11%	\$0	0.00%	\$20,636	14.60%	\$114,055	80.71%	\$49,247	★★★★★
Lake Lillian Civic & Commerce Assoc	Lake Lillian	02920	\$137,415	\$108,966	\$28,449	\$16,205	56.96%	\$10,033	35.27%	\$0	0.00%	\$2,648	9.31%	\$12,681	44.58%	\$5,492	★★★★★
Lake of the Woods Drifters Snowmobile Cl	Baudette	31160	\$745,220	\$604,193	\$141,027	\$86,534	61.36%	\$62,270	44.15%	\$3,548	2.52%	\$18,829	13.35%	\$84,647	60.02%	\$50,745	★★★★★
Lake Park Fire Relief Association	Lake Park	00702	\$913,267	\$760,311	\$152,956	\$91,678	59.94%	\$24,636	16.11%	\$0	0.00%	\$17,328	11.33%	\$41,964	27.44%	\$57,872	★★
Lake Region Hockey Association	New Brighton	01837	\$3,559,400	\$2,967,300	\$592,100	\$309,433	52.26%	\$110,162	18.61%	\$0	0.00%	\$183,366	30.97%	\$293,528	49.57%	\$27,069	★★★★★
Lake Sullivan Assoc	Hillman	03118	\$785,103	\$658,678	\$126,426	\$70,473	55.74%	\$23,700	18.75%	\$0	0.00%	\$14,945	11.82%	\$38,645	30.57%	\$12,476	★★★
Lake Superior Steelhead Assoc	Duluth	01859	\$1,259,531	\$1,056,252	\$203,278	\$116,886	57.50%	\$28,721	14.13%	\$0	0.00%	\$42,439	20.88%	\$71,161	35.01%	\$125,053	★★★
Lake Washington Improvement Association	Mankato	03528	\$4,538,022	\$3,849,682	\$688,340	\$349,695	50.80%	\$74,953	10.89%	\$0	0.00%	\$233,371	33.90%	\$308,323	44.79%	\$97,812	★★★★★
Lakes Area Senior Activity Center	Brainerd	01066	\$14,197	\$6,661	\$7,536	\$216	2.86%	\$6,285	83.40%	\$0	0.00%	\$910	12.08%	\$7,195	95.47%	\$1,067	★★★★★
Lakes Center for Youth and Families, Inc.	Forest Lake	34511	\$1,970,117	\$1,647,044	\$323,073	\$99,451	30.78%	\$136,985	42.40%	\$0	0.00%	\$77,409	23.96%	\$214,394	66.36%	\$21,628	★★★★★
Lakeview Booster Club, Inc	Cottonwood	35466	\$751,716	\$624,676	\$127,040	\$64,307	50.62%	\$37,724	29.69%	\$0	0.00%	\$15,289	12.03%	\$53,013	41.73%	\$39,806	★★★★★
Lakeville Hockey Association	Lakeville	02059	\$7,982,511	\$6,793,675	\$1,188,836	\$572,316	48.14%	\$215,777	18.15%	\$0	0.00%	\$366,565	30.83%	\$582,342	48.98%	\$52,063	★★★★★
Lakeville Lions Club	Lakeville	01947	\$2,971,108	\$2,587,722	\$383,386	\$176,046	45.92%	\$111,029	28.96%	\$0	0.00%	\$109,761	28.63%	\$220,790	57.59%	\$92,945	★★★★★
Lamberton Lions Club	Lamberton	05073	\$179,180	\$141,612	\$37,568	\$25,034	66.64%	\$6,275	16.70%	\$0	0.00%	\$3,509	9.34%	\$9,784	26.04%	\$1,818	★★
Lancer Youth Hockey Association	La Crescent	03796	\$1,707,135	\$1,394,131	\$313,004	\$138,114	44.13%	\$90,998	29.07%	\$0	0.00%	\$66,966	21.39%	\$157,964	50.47%	\$52,963	★★★★★
Lanesboro Fire Relief Assn	Lanesboro	03119	\$2,389,913	\$2,060,566	\$329,347	\$171,543	52.09%	\$57,910	17.58%	\$0	0.00%	\$84,651	25.70%	\$142,561	43.29%	\$35,859	★★★★★
Le Center Firefighter's Relief Association	Le Center	02551	\$915,303	\$758,995	\$156,308	\$78,756	50.39%	\$62,938	40.27%	\$0	0.00%	\$22,715	14.53%	\$85,653	54.80%	\$17,063	★★★★★
Leaf Valley Game and Fish Conservation	Milota	02355	\$2,514,029	\$2,162,161	\$351,868	\$154,636	43.95%	\$132,428	37.64%	\$1,500	0.43%	\$104,297	29.64%	\$238,225	67.70%	\$126,743	★★★★★
Leavenworth Baseball Assoc	New Ulm	02685	\$707,107	\$594,388	\$112,719	\$64,740	57.43%	\$33,505	29.72%	\$0	0.00%	\$11,623	10.31%	\$45,128	40.04%	\$16,853	★★★★★

FY2018 Organization Annual Report Summary

by Organization Name

Organization Name	City	License	Gross		Net	Allowable		LAWFUL PURPOSE EXPENDITURES						Retained	Star Rating		
			Receipts	Prizes	Receipts	Expenses	%	Charitable	%	Other	%	Taxes/Fees	%	TOTAL		%	Cash
Leech Lake Area Amateur Hockey Associa	Walker	30852	\$579,305	\$436,959	\$142,346	\$89,332	62.76%	\$40,723	28.61%	\$0	0.00%	\$14,404	10.12%	\$55,127	38.73%	\$30,634	★★★
LeRoy Community Foundation	LeRoy	35638	\$230,640	\$186,050	\$44,590	\$26,013	58.34%	\$12,725	28.54%	\$0	0.00%	\$4,339	9.73%	\$17,064	38.27%	\$17,916	★★★
Lester Prairie Lions Club	Lester Prairie	02982	\$256,563	\$211,899	\$44,664	\$20,202	45.23%	\$13,853	31.02%	\$0	0.00%	\$4,932	11.04%	\$18,785	42.06%	\$14,262	★★★★
Lewiston Volunteer Fire Co	Lewiston	03750	\$753,310	\$611,601	\$141,709	\$79,852	56.35%	\$40,225	28.39%	\$0	0.00%	\$15,812	11.16%	\$56,037	39.54%	\$42,585	★★★
Lexington Fire Relief	Lexington	00007	\$3,344,983	\$2,893,004	\$451,979	\$194,004	42.92%	\$124,060	27.45%	\$0	0.00%	\$124,487	27.54%	\$248,547	54.99%	\$59,005	★★★★★
Lincoln Area Business Assoc	Cushing	01074	\$1,407,855	\$1,135,848	\$272,008	\$138,219	50.81%	\$57,638	21.19%	\$0	0.00%	\$57,088	20.99%	\$114,726	42.18%	\$88,141	★★★★
Lindstrom Firefighter's Relief Assoc	Lindstrom	01950	\$1,818,790	\$1,609,740	\$209,050	\$99,851	47.76%	\$67,850	32.46%	\$0	0.00%	\$44,087	21.09%	\$111,937	53.55%	\$31,251	★★★★★
Lions Club of Forest Lake	Forest Lake	02190	\$6,661,503	\$5,756,306	\$905,196	\$475,396	52.52%	\$86,098	9.51%	\$590	0.07%	\$309,992	34.25%	\$396,680	43.82%	\$45,227	★★★★
Lions Club of Waconia	Waconia	32393	\$1,241,457	\$1,034,237	\$207,220	\$74,134	35.78%	\$92,985	44.87%	\$0	0.00%	\$36,758	17.74%	\$129,743	62.61%	\$58,746	★★★★★
Lions Foundation of Victoria	Victoria	93976	\$1,611,491	\$1,327,917	\$283,574	\$128,523	45.32%	\$79,584	28.06%	\$0	0.00%	\$63,556	22.41%	\$143,140	50.48%	\$4,913	★★★★★
Lions International Gateway Lions Club	Menahga	02086	\$653,336	\$556,886	\$96,450	\$66,835	69.30%	\$25,851	26.80%	\$0	0.00%	\$10,280	10.66%	\$36,131	37.46%	\$28,520	★★★
Little Canada Canadian Days	Little Canada	04219	\$2,470,447	\$2,182,271	\$288,175	\$163,669	56.80%	\$55,118	19.13%	\$0	0.00%	\$72,863	25.28%	\$127,981	44.41%	\$44,774	★★★★
Little Canada Fire Department	Little Canada	00864	\$2,666,516	\$2,238,816	\$427,700	\$230,700	53.94%	\$90,551	21.17%	\$0	0.00%	\$112,180	26.23%	\$202,731	47.40%	\$20,533	★★★★
Little Canada Recreation Association	Little Canada	34510	\$4,794,326	\$3,737,645	\$1,056,681	\$651,520	61.66%	\$169,718	16.06%	\$0	0.00%	\$170,597	16.14%	\$340,316	32.21%	\$146,826	★★★
Little Falls Lindbergh Lions Club	Little Falls	03031	\$79,410	\$57,023	\$22,387	\$27,674	123.61%	\$10,325	46.12%	\$0	0.00%	-\$2,125	-9.49%	\$8,200	36.63%	\$141,378	★★★
Little Falls Lions Club	Little Falls	02565	\$1,352,572	\$1,111,281	\$241,292	\$145,758	60.41%	\$47,350	19.62%	\$0	0.00%	\$51,646	21.40%	\$98,996	41.03%	\$10,687	★★★★
Little Falls Youth Hockey	Little Falls	02347	\$1,348,629	\$1,069,287	\$279,342	\$123,022	44.04%	\$99,375	35.57%	\$0	0.00%	\$53,274	19.07%	\$152,649	54.65%	\$110,001	★★★★★
Long Lake Homeowners Assn Inc	Hillman	05442	\$400,702	\$314,080	\$86,623	\$55,510	64.08%	\$17,100	19.74%	\$0	0.00%	\$10,071	11.63%	\$27,171	31.37%	\$56,553	★★★
Long Prairie Hockey Assoc	Long Prairie	02079	\$984,351	\$825,953	\$158,398	\$74,906	47.29%	\$53,043	33.49%	\$0	0.00%	\$20,224	12.77%	\$73,267	46.25%	\$24,951	★★★★
Long Prairie Lions Club	Long Prairie	04429	\$456,290	\$357,096	\$99,194	\$55,478	55.93%	\$34,461	34.74%	\$0	0.00%	\$10,531	10.62%	\$44,992	45.36%	\$39,416	★★★★
Longville Lakes Area Chamber of Commer	Longville	01185	\$1,465,996	\$1,184,829	\$281,167	\$150,969	53.69%	\$40,566	14.43%	\$6,000	2.13%	\$59,499	21.16%	\$106,065	37.72%	\$114,775	★★★
Lonsdale Firemen's Relief Association	Lonsdale	02136	\$244,648	\$182,336	\$62,312	\$30,860	49.52%	\$15,900	25.52%	\$0	0.00%	\$6,376	10.23%	\$22,276	35.75%	\$27,818	★★★
Lonsdale Sno-Wizards Inc	Lonsdale	06923	\$842,726	\$726,273	\$116,453	\$53,414	45.87%	\$45,000	38.64%	\$500	0.43%	\$10,965	9.42%	\$56,465	48.49%	\$23,871	★★★★
Loretto Lions Club	Loretto	02054	\$4,697,414	\$4,052,603	\$644,812	\$250,237	38.81%	\$146,373	22.70%	\$2,000	0.31%	\$190,952	29.61%	\$339,325	52.62%	\$166,975	★★★★★
Loretto Volunteer Fire Dept Inc	Loretto	93303	\$555,121	\$467,164	\$87,957	\$57,447	65.31%	\$20,250	23.02%	\$0	0.00%	\$8,917	10.14%	\$29,167	33.16%	\$9,798	★★★
Lowry Firemen's Relief Assoc	Lowry	03760	\$777,952	\$652,459	\$125,493	\$58,116	46.31%	\$64,005	51.00%	\$0	0.00%	\$17,757	14.15%	\$81,761	65.15%	\$25,074	★★★★★
Loyola Booster Club	Mankato	92384	\$1,944,695	\$1,618,944	\$325,751	\$165,999	50.96%	\$40,300	12.37%	\$1,000	0.31%	\$102,283	31.40%	\$143,583	44.08%	\$30,179	★★★★
Luverne Optimist Club	Luverne	02400	\$1,056,884	\$866,965	\$189,919	\$84,788	44.64%	\$45,996	24.22%	\$0	0.00%	\$30,415	16.01%	\$76,411	40.23%	\$34,794	★★★★
Mabel Fire Relief Assoc	Mabel	05195	\$1,536,540	\$1,278,243	\$258,297	\$117,004	45.30%	\$60,000	23.23%	\$0	0.00%	\$57,816	22.38%	\$117,816	45.61%	\$49,908	★★★★
Mankato Area Hockey Association	Mankato	02759	\$2,403,391	\$1,920,536	\$482,855	\$224,666	46.53%	\$124,500	25.78%	\$0	0.00%	\$126,862	26.27%	\$251,362	52.06%	\$78,288	★★★★★
Mankato Area Youth Baseball Assn	North Mankato	31040	\$4,439,150	\$3,739,656	\$699,494	\$372,848	53.30%	\$66,043	9.44%	\$0	0.00%	\$234,458	33.52%	\$300,501	42.96%	\$51,549	★★★★
Mantorville Restoration Assoc	Mantorville	01982	\$4,820,011	\$4,021,434	\$798,577	\$413,427	51.77%	\$135,295	16.94%	\$0	0.00%	\$247,098	30.94%	\$382,393	47.88%	\$57,023	★★★★
Maple Grove Firefighter's Relief Assoc	Maple Grove	02363	\$3,772,135	\$3,275,024	\$497,111	\$221,891	44.64%	\$111,579	22.45%	\$0	0.00%	\$146,144	29.40%	\$257,723	51.84%	\$125,854	★★★★★
Maple Grove Lions Club	Maple Grove	02411	\$6,969,325	\$6,092,354	\$876,971	\$405,306	46.22%	\$432,382	49.30%	\$0	0.00%	\$74,785	8.53%	\$507,167	57.83%	\$140,178	★★★★★
Maple Island Park Association	Hollandale	05323	\$388,229	\$296,434	\$91,795	\$48,882	53.25%	\$20,262	22.07%	\$0	0.00%	\$9,516	10.37%	\$29,778	32.44%	\$45,496	★★★

FY2018 Organization Annual Report Summary

by Organization Name

Organization Name	City	License	Gross		Net	Allowable		LAWFUL PURPOSE EXPENDITURES						Retained	Star Rating		
			Receipts	Prizes	Receipts	Expenses	%	Charitable	%	Other	%	Taxes/Fees	%	TOTAL		%	Cash
Maple Lake Lions Club	Maple Lake	02284	\$2,810,610	\$2,280,564	\$530,046	\$264,754	49.95%	\$122,720	23.15%	\$3,215	0.61%	\$153,216	28.91%	\$279,151	52.67%	\$33,677	★★★★★
Maple River Chamber of Commerce	Mapleton	00603	\$954,146	\$804,089	\$150,057	\$76,011	50.65%	\$30,599	20.39%	\$1,070	0.71%	\$21,214	14.14%	\$52,883	35.24%	\$28,269	★★★
Marshall Amateur Hockey Assoc	Marshall	02395	\$181,388	\$147,487	\$33,901	\$16,892	49.83%	\$13,063	38.53%	\$0	0.00%	\$3,385	9.99%	\$16,448	48.52%	\$23,097	★★★★
Marshall Baseball Assoc	Marshall	05765	\$66,757	\$48,825	\$17,932	\$9,470	52.81%	\$3,700	20.63%	\$0	0.00%	\$1,778	9.92%	\$5,478	30.55%	\$9,641	★★★
Marshall Co Central Sports Booster Club Inc	Newfolden	03533	\$226,007	\$177,655	\$48,352	\$22,285	46.09%	\$24,345	50.35%	\$0	0.00%	\$5,141	10.63%	\$29,486	60.98%	\$8,707	★★★★★
Marshall County Driftskippers Snowmobile	Newfolden	05370	\$204,757	\$165,445	\$39,312	\$20,224	51.45%	\$17,300	44.01%	\$0	0.00%	\$4,492	11.43%	\$21,792	55.43%	\$3,229	★★★★★
Mayer Baseball Club	Mayer	01772	\$992,601	\$791,797	\$200,804	\$95,752	47.68%	\$50,202	25.00%	\$0	0.00%	\$38,233	19.04%	\$88,435	44.04%	\$37,688	★★★★
Maynard Lions Club	Maynard	02414	\$233,540	\$201,342	\$32,198	\$14,775	45.89%	\$13,100	40.69%	\$0	0.00%	\$3,921	12.18%	\$17,021	52.86%	\$7,910	★★★★★
Mazeppa Firefighters Relief Assoc	Mazeppa	03057	\$1,639,217	\$1,340,280	\$298,936	\$143,397	47.97%	\$119,850	40.09%	\$0	0.00%	\$61,631	20.62%	\$181,481	60.71%	\$19,819	★★★★★
Mazeppa Lions Club	Mazeppa	01978	\$917,086	\$769,263	\$147,824	\$83,520	56.50%	\$55,389	37.47%	\$0	0.00%	\$18,371	12.43%	\$73,760	49.90%	\$22,788	★★★★
McGrath Fire Dept Relief Assoc	McGrath	02545	\$261,056	\$213,628	\$47,428	\$29,276	61.73%	\$12,501	26.36%	\$0	0.00%	\$5,189	10.94%	\$17,690	37.30%	\$38,534	★★★
McGregor Fire Department Relief Assoc	McGregor	02840	\$1,890,531	\$1,650,258	\$240,273	\$95,808	39.87%	\$77,900	32.42%	\$0	0.00%	\$53,280	22.17%	\$131,180	54.60%	\$51,277	★★★★★
McGregor Lions Club	McGregor	01826	\$1,654,660	\$1,410,664	\$243,996	\$119,016	48.78%	\$72,669	29.78%	\$0	0.00%	\$57,964	23.76%	\$130,633	53.54%	\$57,528	★★★★★
McIntosh Firemen's Relief Association	McIntosh	33348	\$446,125	\$360,784	\$85,341	\$48,543	56.88%	\$25,500	29.88%	\$0	0.00%	\$9,717	11.39%	\$35,217	41.27%	\$12,574	★★★★
Medford Firemens Relief Assoc	Medford	01665	\$381,416	\$306,005	\$75,411	\$28,355	37.60%	\$44,285	58.72%	\$0	0.00%	\$7,530	9.98%	\$51,815	68.71%	\$19,953	★★★★★
Meire Grove Athletic Club	Melrose	02052	\$97,685	\$74,931	\$22,754	\$8,712	38.29%	\$3,922	17.24%	\$0	0.00%	\$2,618	11.51%	\$6,540	28.74%	\$18,286	★★
Melrose Lions Club	Melrose	02396	\$297,418	\$240,557	\$56,861	\$35,298	62.08%	\$37,320	65.63%	\$0	0.00%	\$6,007	10.56%	\$43,327	76.20%	\$15,629	★★★★★
Mentor Firefighters Relief Assoc	Mentor	05817	\$1,188,689	\$983,573	\$205,116	\$121,586	59.28%	\$44,310	21.60%	\$0	0.00%	\$37,417	18.24%	\$81,727	39.84%	\$24,881	★★★
Merrick Inc	Vadnais Heights	00264	\$28,887,632	\$24,535,496	\$4,352,136	\$2,381,093	54.71%	\$352,837	8.11%	\$0	0.00%	\$1,598,712	36.73%	\$1,951,549	44.84%	\$240,266	★★★★
Merrifield Marathons Inc	Merrifield	04720	\$841,768	\$681,159	\$160,609	\$101,255	63.04%	\$44,788	27.89%	\$45	0.03%	\$27,722	17.26%	\$72,555	45.18%	\$145,154	★★★★
Metro Baseball League	Burnsville	33822	\$8,765,307	\$7,557,015	\$1,208,292	\$559,434	46.30%	\$272,674	22.57%	\$0	0.00%	\$403,876	33.43%	\$676,551	55.99%	\$382,403	★★★★★
Middle River Sportsmens Club	Middle River	35825	\$410,917	\$347,719	\$63,198	\$36,705	58.08%	\$9,514	15.05%	\$0	0.00%	\$7,004	11.08%	\$16,519	26.14%	\$34,626	★★
Midway Speedskating Club Inc	Shoreview	00070	\$3,787,305	\$2,692,956	\$1,094,349	\$477,639	43.65%	\$475,561	43.46%	\$0	0.00%	\$141,631	12.94%	\$617,192	56.40%	\$56,014	★★★★★
Miesville Lions Club	Vermillion	01762	\$1,323,012	\$1,090,785	\$232,228	\$141,751	61.04%	\$37,765	16.26%	\$0	0.00%	\$52,048	22.41%	\$89,813	38.67%	\$29,695	★★★
Milaca Firefighters Relief Assoc	Milaca	02413	\$4,694,134	\$4,040,611	\$653,522	\$284,287	43.50%	\$112,865	17.27%	\$0	0.00%	\$256,452	39.24%	\$369,317	56.51%	\$64,317	★★★★★
Milan Firemen's Relief Association	Milan	92889	\$74,926	\$52,146	\$22,780	\$9,063	39.78%	\$16,744	73.50%	\$0	0.00%	\$3,650	16.02%	\$20,395	89.53%	\$6,033	★★★★★
Military Service Association	Isle	34291	\$1,059,221	\$872,417	\$186,804	\$105,375	56.41%	\$1,755	0.94%	\$54,733	29.30%	\$29,437	15.76%	\$85,925	46.00%	\$16,560	★★★★
Mille Lacs Drift Skippers Snowmobile Club	Isle	04206	\$3,334,215	\$2,832,416	\$501,799	\$195,539	38.97%	\$89,311	17.80%	\$79,121	15.77%	\$144,656	28.83%	\$313,088	62.39%	\$158,997	★★★★★
Mille Lacs Raiders Wrestling Club	Onamia	31880	\$359,679	\$285,680	\$73,999	\$34,725	46.93%	\$26,203	35.41%	\$0	0.00%	\$7,767	10.50%	\$33,971	45.91%	\$25,275	★★★★
Mille Lacs Trails Snowmobile Club	Aitkin	05241	\$4,159,774	\$3,526,963	\$632,811	\$334,962	52.93%	\$64,670	10.22%	\$0	0.00%	\$172,212	27.21%	\$236,882	37.43%	\$85,001	★★★
Millerville Firemens Relief Assoc	Brandon	02374	\$1,460,350	\$1,291,978	\$168,372	\$94,003	55.83%	\$38,500	22.87%	\$0	0.00%	\$29,964	17.80%	\$68,464	40.66%	\$14,783	★★★★
Millville Sportsman's Club	Millville	05379	\$267,815	\$222,948	\$44,867	\$34,675	77.28%	\$9,886	22.03%	\$0	0.00%	\$5,156	11.49%	\$15,042	33.53%	\$7,477	★★★
Milroy Baseball Assoc, Inc	Milroy	93601	\$73,085	\$59,658	\$13,427	\$6,582	49.02%	\$3,000	22.34%	\$0	0.00%	\$2,066	15.39%	\$5,066	37.73%	\$9,883	★★★
Miltona Lions Club	Miltona	03743	\$1,327,658	\$1,148,327	\$179,331	\$75,701	42.21%	\$60,420	33.69%	\$0	0.00%	\$29,285	16.33%	\$89,705	50.02%	\$20,143	★★★★★
Miltona Volunteer Firemen's Relief Assoc	Miltona	01849	\$1,876,035	\$1,604,711	\$271,323	\$128,264	47.27%	\$76,183	28.08%	\$0	0.00%	\$63,736	23.49%	\$139,920	51.57%	\$28,304	★★★★★

FY2018 Organization Annual Report Summary

by Organization Name

Organization Name	City	License	Gross		Net	Allowable		LAWFUL PURPOSE EXPENDITURES						Retained	Star Rating		
			Receipts	Prizes	Receipts	Expenses	%	Charitable	%	Other	%	Taxes/Fees	%	TOTAL		%	Cash
Minn Brass St. Paul	St. Paul	00444	\$120,278	\$100,485	\$19,793	\$16,685	84.30%	\$19,425	98.14%	\$0	0.00%	\$4,486	22.66%	\$23,911	120.81%	\$38,017	★★★★★
Minneapolis Hockey Association Inc	Minneapolis	02994	\$3,893,483	\$3,257,324	\$636,159	\$401,110	63.05%	\$43,378	6.82%	\$0	0.00%	\$194,069	30.51%	\$237,447	37.33%	-\$380	★★★
Minneapolis Northeast Lions Club	Minneapolis	02677	\$12,382,312	\$10,485,698	\$1,896,614	\$879,181	46.36%	\$298,704	15.75%	\$8,800	0.46%	\$674,080	35.54%	\$981,583	51.75%	\$136,856	★★★★★
Minneapolis Riverview Lions Club	Minneapolis	01096	\$2,597,194	\$2,088,673	\$508,521	\$332,241	65.33%	\$11,803	2.32%	\$0	0.00%	\$154,373	30.36%	\$166,176	32.68%	\$33,021	★★★
Minnesota Fishing Museum	Little Falls	05844	\$5,457,054	\$4,534,003	\$923,051	\$646,253	70.01%	\$18,883	2.05%	\$0	0.00%	\$282,845	30.64%	\$301,728	32.69%	\$34,973	★★★
Minnesota Flyers Gymnastics	Detroit Lakes	05663	\$1,816,021	\$1,457,140	\$358,881	\$211,272	58.87%	\$57,388	15.99%	\$0	0.00%	\$112,849	31.44%	\$170,237	47.44%	\$17,719	★★★★
Minnesota Jaycees Charitable Foundation	Golden Valley	02237	\$1,167,146	\$1,003,600	\$163,546	\$96,950	59.28%	\$44,500	27.21%	\$0	0.00%	\$22,145	13.54%	\$66,645	40.75%	\$23,675	★★★★
Minnesota Lake Firemens Relief Assoc	Minnesota Lake	02195	\$545,995	\$444,218	\$101,777	\$52,479	51.56%	\$31,539	30.99%	\$0	0.00%	\$13,858	13.62%	\$45,397	44.60%	\$25,980	★★★★
Minnesota USA Wrestling	Minneapolis	03074	\$3,091,481	\$2,573,037	\$518,444	\$219,667	42.37%	\$80,000	15.43%	\$0	0.00%	\$148,577	28.66%	\$228,577	44.09%	\$185,393	★★★★
Minnesota Youth Athletic Services	Spring Lake Park	04819	\$4,274,048	\$3,416,226	\$857,822	\$390,442	45.52%	\$181,087	21.11%	\$0	0.00%	\$287,906	33.56%	\$468,993	54.67%	\$30,871	★★★★★
Minnetonka Youth Hockey Association	Minnetonka	05103	\$1,304,848	\$1,051,831	\$253,017	\$91,439	36.14%	\$100,234	39.62%	\$0	0.00%	\$52,662	20.81%	\$152,896	60.43%	\$18,343	★★★★★
Minnewawa Sportsmen's Club	McGregor	01160	\$1,703,459	\$1,450,111	\$253,348	\$126,683	50.00%	\$76,156	30.06%	\$5,427	2.14%	\$53,256	21.02%	\$134,838	53.22%	\$24,824	★★★★★
Mohawk Jaycees of Westonka	Mound	02886	\$1,779,471	\$1,433,378	\$346,093	\$220,337	63.66%	\$29,076	8.40%	\$250	0.07%	\$93,770	27.09%	\$123,096	35.57%	\$64,093	★★★
Montevideo Fire Department Relief Assoc	Montevideo	02965	\$445,818	\$358,039	\$87,779	\$36,946	42.09%	\$37,350	42.55%	\$0	0.00%	\$8,501	9.68%	\$45,851	52.23%	\$55,184	★★★★★
Montevideo Lions Club	Montevideo	04018	\$223,024	\$189,572	\$33,452	\$22,347	66.80%	\$9,979	29.83%	\$0	0.00%	\$3,949	11.81%	\$13,928	41.64%	\$4,730	★★★★
Montgomery Area Community Club	Montgomery	02405	\$19,669	\$9,775	\$9,894	\$2,513	25.40%	\$12,635	127.70%	\$0	0.00%	\$1,474	14.90%	\$14,109	142.60%	\$13,519	★★★★★
Montgomery Firemen's Relief Association	Montgomery	02152	\$957,021	\$788,661	\$168,360	\$71,967	42.75%	\$60,650	36.02%	\$0	0.00%	\$22,371	13.29%	\$83,021	49.31%	\$37,814	★★★★
Montgomery Sportsman Club Inc	Montgomery	02438	\$646,787	\$519,813	\$126,974	\$54,289	42.76%	\$47,188	37.16%	\$832	0.66%	\$15,260	12.02%	\$63,279	49.84%	\$23,477	★★★★
Monticello Lions Club	Monticello	01825	\$2,253,456	\$1,903,238	\$350,218	\$191,403	54.65%	\$83,133	23.74%	\$0	0.00%	\$94,792	27.07%	\$177,925	50.80%	\$40,081	★★★★★
Monticello Youth Hockey Program	Monticello	04147	\$6,037,715	\$4,933,773	\$1,103,942	\$549,244	49.75%	\$177,726	16.10%	\$0	0.00%	\$364,815	33.05%	\$542,541	49.15%	\$176,517	★★★★
Montrose Lions Club	Montrose	01174	\$827,266	\$687,472	\$139,794	\$87,026	62.25%	\$37,379	26.74%	\$0	0.00%	\$12,938	9.26%	\$50,317	35.99%	\$18,619	★★★
Moorhead Youth Hockey Association	Moorhead	00144	\$8,552,985	\$7,054,639	\$1,498,346	\$658,055	43.92%	\$430,000	28.70%	\$0	0.00%	\$440,946	29.43%	\$870,946	58.13%	\$143,015	★★★★★
Moose Lake Area Hockey Association Inc	Moose Lake	02071	\$566,274	\$465,790	\$100,484	\$44,448	44.23%	\$33,849	33.69%	\$0	0.00%	\$13,129	13.07%	\$46,978	46.75%	\$43,295	★★★★
Moose Lodge 1060 Aitkin	Aitkin	00693	\$311,375	\$265,707	\$45,668	\$27,949	61.20%	\$9,083	19.89%	\$10,984	24.05%	\$7,654	16.76%	\$27,721	60.70%	\$6,256	★★★★★
Moose Lodge 1114 St. Charles	St. Charles	00373	\$161,643	\$120,737	\$40,906	\$15,185	37.12%	\$6,351	15.53%	\$8,868	21.68%	\$4,369	10.68%	\$19,589	47.89%	\$15,418	★★★★
Moose Lodge 1180 Austin	Austin	00362	\$264,965	\$215,820	\$49,145	\$29,144	59.30%	\$761	1.55%	\$18,270	37.18%	\$5,237	10.66%	\$24,268	49.38%	\$5,046	★★★★
Moose Lodge 1274 Cloquet	Cloquet	00955	\$327,327	\$258,424	\$68,903	\$45,137	65.51%	\$7,323	10.63%	\$16,491	23.93%	\$7,677	11.14%	\$31,491	45.70%	\$5,184	★★★★
Moose Lodge 1400 Waite Park	Waite Park	00163	\$1,668,118	\$1,403,692	\$264,426	\$108,105	40.88%	\$28,632	10.83%	\$64,970	24.57%	\$52,252	19.76%	\$145,854	55.16%	\$48,267	★★★★★
Moose Lodge 1463 Two Harbors	Two Harbors	00367	\$528,622	\$432,704	\$95,918	\$63,584	66.29%	\$3,729	3.89%	\$21,270	22.18%	\$8,398	8.76%	\$33,397	34.82%	-\$2	★★★
Moose Lodge 1544 Braham	Braham	01750	\$210,801	\$171,439	\$39,362	\$17,144	43.55%	\$7,206	18.31%	\$11,070	28.12%	\$6,210	15.78%	\$24,486	62.21%	\$25,112	★★★★★
Moose Lodge 1703 Albert Lea	Albert Lea	00212	\$1,042,400	\$876,644	\$165,756	\$100,392	60.57%	\$29,873	18.02%	\$17,110	10.32%	\$25,159	15.18%	\$72,143	43.52%	\$16,019	★★★★
Moose Lodge 2023 Grand Rapids	Grand Rapids	00340	\$638,397	\$537,165	\$101,232	\$54,204	53.54%	\$2,945	2.91%	\$26,532	26.21%	\$10,190	10.07%	\$39,668	39.18%	\$14,812	★★★
Moose Lodge 2098 Faribault	Faribault	00109	\$872,139	\$735,625	\$136,514	\$57,492	42.11%	\$17,481	12.80%	\$19,745	14.46%	\$16,632	12.18%	\$53,857	39.45%	\$34,792	★★★
Moose Lodge 407 Ortonville	Ortonville	00687	\$151,620	\$121,424	\$30,197	\$10,066	33.33%	\$7,491	24.81%	\$9,035	29.92%	\$3,274	10.84%	\$19,800	65.57%	\$14,112	★★★★★
Moose Lodge 742 Baudette	Baudette	00371	\$910,570	\$790,890	\$119,680	\$74,388	62.16%	\$20,649	17.25%	\$8,425	7.04%	\$13,882	11.60%	\$42,957	35.89%	\$12,026	★★★

FY2018 Organization Annual Report Summary

by Organization Name

Organization Name	City	License	Gross		Net	Allowable		LAWFUL PURPOSE EXPENDITURES						Retained	Star Rating		
			Receipts	Prizes	Receipts	Expenses	%	Charitable	%	Other	%	Taxes/Fees	%	TOTAL		%	Cash
Moose Lodge 963 Maplewood	Maplewood	00107	\$61,181	\$45,052	\$16,129	\$2,624	16.27%	\$1,851	11.48%	\$9,000	55.80%	\$1,999	12.39%	\$12,850	79.67%	\$3,496	★★★★★
Moose-Willow Sportsmans Club	Hill City	01693	\$632,027	\$534,536	\$97,491	\$68,564	70.33%	\$28,977	29.72%	\$0	0.00%	\$10,063	10.32%	\$39,040	40.05%	\$15,406	★★★★
Mora Area Youth Recreation Assoc Inc	Mora	01119	\$3,364,470	\$2,942,661	\$421,809	\$152,580	36.17%	\$165,322	39.19%	\$0	0.00%	\$116,495	27.62%	\$281,817	66.81%	\$59,068	★★★★★
Morris Hockey Assoc	Morris	01860	\$333,950	\$232,645	\$101,305	\$60,222	59.45%	\$21,992	21.71%	\$0	0.00%	\$11,567	11.42%	\$33,559	33.13%	\$47,740	★★★
Morristown Firemens Relief Association	Morristown	01949	\$2,487,936	\$2,054,866	\$433,070	\$197,639	45.64%	\$76,238	17.60%	\$0	0.00%	\$120,367	27.79%	\$196,605	45.40%	\$75,556	★★★★
Morton Fireman's Relief Association	Morton	02560	\$86,234	\$61,119	\$25,114	\$7,272	28.95%	\$13,100	52.16%	\$0	0.00%	\$2,718	10.82%	\$15,818	62.98%	\$14,860	★★★★★
Motley Lions Club	Motley	05943	\$693,412	\$588,249	\$105,163	\$56,683	53.90%	\$36,574	34.78%	\$0	0.00%	\$15,349	14.60%	\$51,923	49.37%	\$14,138	★★★★
Mountain Lake Fire Department Relief Ass	Mountain Lake	34499	\$300,901	\$245,306	\$55,595	\$36,290	65.27%	\$4,950	8.90%	\$0	0.00%	\$7,480	13.45%	\$12,430	22.36%	\$18,105	★★
Mower Council for the Handicapped	Austin	04348	\$1,883,152	\$1,602,369	\$280,783	\$139,905	49.83%	\$58,566	20.86%	\$0	0.00%	\$71,884	25.60%	\$130,450	46.46%	\$23,498	★★★★
MSO Productions dba Midwest Ski Otter W	White Bear Lake	05703	\$340,593	\$280,433	\$60,160	\$34,863	57.95%	\$15,554	25.85%	\$0	0.00%	\$6,358	10.57%	\$21,912	36.42%	\$6,418	★★★
Mystic Riders Snowmobile Club	Princeton	03988	\$4,943,889	\$4,200,157	\$743,732	\$393,843	52.95%	\$121,611	16.35%	\$0	0.00%	\$238,992	32.13%	\$360,603	48.49%	\$109,845	★★★★
Nashwauk Volunteer Firemen's Relief Assc	Nashwauk	01961	\$871,996	\$710,586	\$161,410	\$94,741	58.70%	\$30,872	19.13%	\$0	0.00%	\$24,703	15.30%	\$55,575	34.43%	\$22,285	★★★
National Exchange Club of Little Falls	Little Falls	00976	\$1,605,910	\$1,305,213	\$300,696	\$157,565	52.40%	\$59,122	19.66%	\$0	0.00%	\$77,435	25.75%	\$136,557	45.41%	\$32,969	★★★★
Nelson Community Association	Nelson	36339	\$884,717	\$780,683	\$104,034	\$47,653	45.81%	\$33,113	31.83%	\$0	0.00%	\$11,726	11.27%	\$44,839	43.10%	\$23,395	★★★★
Nevis Firepersons Relief Association	Nevis	02173	\$1,254,330	\$1,082,681	\$171,649	\$91,890	53.53%	\$44,030	25.65%	\$0	0.00%	\$28,107	16.37%	\$72,137	42.03%	\$42,916	★★★★
New Auburn Fire Dept Relief Assoc	New Auburn	05937	\$510,734	\$389,107	\$121,627	\$56,137	46.15%	\$38,545	31.69%	\$0	0.00%	\$14,572	11.98%	\$53,117	43.67%	\$36,781	★★★★
New Brighton Lions Club	New Brighton	01754	\$2,903,455	\$2,519,149	\$384,306	\$168,968	43.97%	\$100,909	26.26%	\$0	0.00%	\$104,434	27.17%	\$205,343	53.43%	\$59,952	★★★★★
New Germany Fire Dept Relief Assoc	New Germany	02238	\$461,597	\$363,163	\$98,434	\$56,525	57.42%	\$30,604	31.09%	\$200	0.20%	\$11,773	11.96%	\$42,577	43.25%	\$9,601	★★★★
New London-Spicer Booster Club	New London	92282	\$972,056	\$773,032	\$199,024	\$89,993	45.22%	\$67,402	33.87%	\$0	0.00%	\$40,952	20.58%	\$108,354	54.44%	\$31,699	★★★★★
New Market-Elko-Webster Lions Club	Elko New Market	92885	\$49,751	\$26,038	\$23,713	\$2,191	9.24%	\$15,496	65.35%	\$0	0.00%	\$2,102	8.86%	\$17,598	74.21%	\$15,739	★★★★★
New Munich Jaycees	New Munich	01791	\$682,332	\$574,628	\$107,704	\$54,913	50.99%	\$41,823	38.83%	\$0	0.00%	\$11,726	10.89%	\$53,550	49.72%	\$25,742	★★★★
New Prague Chamber of Commerce	New Prague	05545	\$270,168	\$219,399	\$50,769	\$31,072	61.20%	\$14,248	28.06%	\$0	0.00%	\$4,936	9.72%	\$19,184	37.79%	\$12,064	★★★
New Prague Community Sportsman Club	New Prague	02436	\$735,035	\$587,966	\$147,068	\$90,840	61.77%	\$35,273	23.98%	\$500	0.34%	\$21,693	14.75%	\$57,466	39.07%	\$21,212	★★★
New Prague Hockey Association	New Prague	02111	\$353,594	\$238,958	\$114,636	\$41,939	36.58%	\$62,057	54.13%	\$0	0.00%	\$11,401	9.95%	\$73,458	64.08%	\$29,251	★★★★★
New Prague Volunteer Firemen's Relief As	New Prague	02426	\$430,233	\$328,748	\$101,485	\$55,344	54.53%	\$30,370	29.93%	\$0	0.00%	\$10,867	10.71%	\$41,237	40.63%	\$25,196	★★★★
New Richland Firemen's Relief Association	New Richland	04863	\$1,102,257	\$941,976	\$160,281	\$83,174	51.89%	\$42,728	26.66%	\$0	0.00%	\$22,426	13.99%	\$65,154	40.65%	\$42,220	★★★★
New Ulm Hockey Assoc	New Ulm	02223	\$1,984,661	\$1,683,669	\$300,993	\$177,317	58.91%	\$20,000	6.64%	\$0	0.00%	\$108,788	36.14%	\$128,788	42.79%	\$25,649	★★★★
New Ulm Optimist Club	New Ulm	05780	\$961,561	\$797,428	\$164,133	\$81,007	49.35%	\$40,320	24.57%	\$0	0.00%	\$19,994	12.18%	\$60,314	36.75%	\$18,903	★★★
New Ulm Youth Wrestling Assoc	New Ulm	07195	\$698,643	\$583,306	\$115,337	\$81,133	70.34%	\$19,782	17.15%	\$0	0.00%	\$18,201	15.78%	\$37,983	32.93%	\$10,261	★★★
Nicollet Conservation Club	Nicollet	02379	\$1,326,903	\$1,091,094	\$235,809	\$111,027	47.08%	\$46,808	19.85%	\$8,274	3.51%	\$42,412	17.99%	\$97,493	41.34%	\$78,684	★★★★
Nicollet Lions Club	Nicollet	02403	\$706,473	\$588,986	\$117,487	\$62,223	52.96%	\$28,773	24.49%	\$0	0.00%	\$14,111	12.01%	\$42,884	36.50%	\$75,651	★★★
Nisswa Lions Club	Nisswa	00995	\$1,066,810	\$832,465	\$234,345	\$113,606	48.48%	\$69,789	29.78%	\$0	0.00%	\$52,195	22.27%	\$121,984	52.05%	\$55,710	★★★★★
North Branch Area Hockey Assoc	North Branch	04335	\$5,408,062	\$4,699,853	\$708,209	\$328,915	46.44%	\$141,134	19.93%	\$0	0.00%	\$221,405	31.26%	\$362,539	51.19%	\$123,321	★★★★★
North Branch Vol Firefighters Relief Assoc	North Branch	92238	\$1,158,826	\$1,019,288	\$139,538	\$60,722	43.52%	\$45,327	32.48%	\$0	0.00%	\$19,913	14.27%	\$65,240	46.75%	\$47,901	★★★★
North Country Snowmobile Club	Bemidji	02333	\$2,968,166	\$2,367,736	\$600,430	\$245,976	40.97%	\$150,564	25.08%	\$10,846	1.81%	\$190,992	31.81%	\$352,401	58.69%	\$78,845	★★★★★

FY2018 Organization Annual Report Summary

by Organization Name

Organization Name	City	License	Gross		Net	Allowable		LAWFUL PURPOSE EXPENDITURES						Retained	Star Rating		
			Receipts	Prizes	Receipts	Expenses	%	Charitable	%	Other	%	Taxes/Fees	%	TOTAL		%	Cash
North Country Trail Busters	Fort Ripley	02974	\$447,585	\$372,446	\$75,139	\$47,761	63.56%	\$9,000	11.98%	\$7,000	9.32%	\$7,122	9.48%	\$23,122	30.77%	\$11,481	★★★
North Tartan Area Girls Basketball Booster	Oakdale	03101	\$4,111,305	\$3,552,765	\$558,541	\$323,088	57.85%	\$73,382	13.14%	\$0	0.00%	\$151,330	27.09%	\$224,712	40.23%	\$47,121	★★★★
Northern Lakes Youth Hockey Assoc Inc	Crosslake	02055	\$4,571,858	\$3,737,941	\$833,916	\$414,093	49.66%	\$158,000	18.95%	\$0	0.00%	\$228,292	27.38%	\$386,292	46.32%	\$158,079	★★★★
Northern Pine Riders	Willow River	02327	\$2,199,983	\$1,811,124	\$388,859	\$227,656	58.54%	\$46,261	11.90%	\$0	0.00%	\$88,474	22.75%	\$134,735	34.65%	\$71,885	★★★
Northfield Fire Relief Assoc	Northfield	03451	\$1,482,343	\$1,252,139	\$230,205	\$127,909	55.56%	\$68,930	29.94%	\$0	0.00%	\$37,664	16.36%	\$106,594	46.30%	\$43,385	★★★★
Northland Lions Club	Remer	01311	\$672,969	\$569,578	\$103,391	\$61,912	59.88%	\$23,399	22.63%	\$0	0.00%	\$12,464	12.06%	\$35,862	34.69%	\$19,066	★★★
Northstar Search & Rescue	Golden Valley	93790	\$1,376,836	\$1,012,764	\$364,073	\$336,747	92.49%	\$16,773	4.61%	\$0	0.00%	\$51,168	14.05%	\$67,942	18.66%	-\$18,478	★
Northwest Area Jaycees	Maple Grove	02463	\$18,029,216	\$15,746,292	\$2,282,924	\$1,102,583	48.30%	\$396,817	17.38%	\$8,000	0.35%	\$774,794	33.94%	\$1,179,611	51.67%	\$392,221	★★★★★
Northwest Tonka Lions Club	Mound	01830	\$4,031,843	\$3,218,721	\$813,123	\$363,909	44.75%	\$188,598	23.19%	\$0	0.00%	\$257,612	31.68%	\$446,210	54.88%	\$97,809	★★★★★
Norwood Young America Lions Club	Norwood Young A	03552	\$514,107	\$425,675	\$88,432	\$57,245	64.73%	\$8,114	9.18%	\$1,500	1.70%	\$6,956	7.87%	\$16,570	18.74%	\$18,751	★
Odessa Farm Fire Dept Relief Assoc	Odessa	36719	\$106,288	\$87,040	\$19,248	\$10,169	52.83%	\$5,500	28.57%	\$0	0.00%	\$2,526	13.12%	\$8,026	41.70%	\$2,725	★★★★
Ogilvie Lions Club	Ogilvie	00823	\$3,481,246	\$3,053,890	\$427,356	\$180,948	42.34%	\$85,607	20.03%	\$0	0.00%	\$116,079	27.16%	\$201,686	47.19%	\$211,550	★★★★
Olivia Ambulance Service Inc	Olivia	34680	\$780,526	\$660,000	\$120,526	\$72,620	60.25%	\$21,469	17.81%	\$0	0.00%	\$14,707	12.20%	\$36,176	30.02%	\$16,827	★★★
Onamia Lions Club	Onamia	01433	\$483,844	\$392,858	\$90,986	\$64,448	70.83%	\$17,750	19.51%	\$0	0.00%	\$13,788	15.15%	\$31,538	34.66%	\$19,621	★★★
Opole Baseball Club & Recreation Assoc	Holdingford	02597	\$364,073	\$306,712	\$57,361	\$35,624	62.10%	\$12,020	20.95%	\$0	0.00%	\$6,223	10.85%	\$18,243	31.80%	\$18,007	★★★
Optimist Club of St. Cloud	St. Cloud	02539	\$2,119,477	\$1,779,740	\$339,737	\$180,827	53.23%	\$51,510	15.16%	\$0	0.00%	\$73,760	21.71%	\$125,270	36.87%	\$45,394	★★★
Oronoco Firefighters Relief Assoc	Oronoco	03329	\$669,912	\$570,300	\$99,612	\$63,799	64.05%	\$22,988	23.08%	\$0	0.00%	\$16,239	16.30%	\$39,227	39.38%	\$64,904	★★★
Osakis Economic Development Corp	Osakis	02080	\$1,087,938	\$926,270	\$161,668	\$101,882	63.02%	\$35,000	21.65%	\$0	0.00%	\$28,880	17.86%	\$63,880	39.51%	\$32,661	★★★
Oslo Lions Club	Oslo	03768	\$112,251	\$97,248	\$15,003	\$10,404	69.35%	\$3,300	22.00%	\$0	0.00%	\$1,314	8.76%	\$4,614	30.75%	\$2,445	★★★
Osseo Firemens Relief Assoc	Osseo	01851	\$4,597,415	\$3,987,014	\$610,401	\$304,819	49.94%	\$122,000	19.99%	\$0	0.00%	\$189,654	31.07%	\$311,654	51.06%	\$62,008	★★★★★
Osseo Lions Club	Osseo	00640	\$4,124,120	\$3,591,107	\$533,013	\$249,073	46.73%	\$132,451	24.85%	\$0	0.00%	\$150,117	28.16%	\$282,569	53.01%	\$69,702	★★★★★
Osseo Maple Grove Hockey Assoc	Osseo	02505	\$11,015,044	\$9,594,814	\$1,420,230	\$527,958	37.17%	\$412,670	29.06%	\$0	0.00%	\$519,686	36.59%	\$932,356	65.65%	\$89,551	★★★★★
Ostrander Lions	Ostrander	35149	\$318,775	\$262,555	\$56,220	\$25,980	46.21%	\$20,545	36.54%	\$5,000	8.89%	\$6,511	11.58%	\$32,056	57.02%	\$26,619	★★★★★
Ottertail Lions Club	Ottertail	00194	\$3,548,791	\$2,990,928	\$557,863	\$252,993	45.35%	\$155,082	27.80%	\$1,000	0.18%	\$148,872	26.69%	\$304,954	54.66%	\$61,653	★★★★★
Ottertail Rod & Gun Club	Ottertail	00986	\$927,119	\$790,503	\$136,616	\$99,277	72.67%	\$27,666	20.25%	\$0	0.00%	\$18,618	13.63%	\$46,284	33.88%	\$26,320	★★★
Outing Chamber of Commerce	Outing	02769	\$1,559,719	\$1,209,801	\$349,917	\$180,456	51.57%	\$89,432	25.56%	\$0	0.00%	\$74,361	21.25%	\$163,793	46.81%	\$14,653	★★★
Owatonna Wrestling Assoc	Owatonna	04798	\$2,146,218	\$1,805,814	\$340,404	\$191,130	56.15%	\$65,175	19.15%	\$0	0.00%	\$91,261	26.81%	\$156,436	45.96%	\$536	★★★★
Owatonna Youth Hockey Assoc	Owatonna	74008	\$1,362,049	\$1,128,272	\$233,777	\$130,705	55.91%	\$27,768	11.88%	\$0	0.00%	\$59,017	25.25%	\$86,785	37.12%	\$29,388	★★★
Palisade Fire Department Relief Assoc	Palisade	01625	\$1,197,635	\$1,014,708	\$182,927	\$78,657	43.00%	\$41,633	22.76%	\$0	0.00%	\$31,666	17.31%	\$73,299	40.07%	\$50,181	★★★★
Park Rapids Amateur Hockey Assoc	Park Rapids	01225	\$1,697,269	\$1,411,674	\$285,595	\$163,217	57.15%	\$44,837	15.70%	\$0	0.00%	\$70,029	24.52%	\$114,866	40.22%	\$52,970	★★★★
Parkers Prairie Sportsmen's Club	Parkers Prairie	01970	\$816,172	\$644,978	\$171,194	\$70,826	41.37%	\$73,134	42.72%	\$0	0.00%	\$21,976	12.84%	\$95,110	55.56%	\$63,242	★★★★★
Parkway Little League Baseball Inc	St. Paul	36230	\$2,941,745	\$2,467,426	\$474,319	\$202,618	42.72%	\$113,757	23.98%	\$0	0.00%	\$149,013	31.42%	\$262,770	55.40%	\$99,914	★★★★★
Pearl Lake Recreation Club	Kimball	03007	\$215,863	\$181,991	\$33,872	\$15,170	44.79%	\$15,000	44.28%	\$0	0.00%	\$3,173	9.37%	\$18,173	53.65%	\$3,387	★★★★★
Pelican Lake Conservation Club	Pequot Lakes	02734	\$2,706,701	\$2,208,558	\$498,144	\$319,553	64.15%	\$71,412	14.34%	\$0	0.00%	\$116,714	23.43%	\$188,127	37.77%	\$92,333	★★★
Pemberton Firefighters Relief Association	Pemberton	03862	\$213,876	\$171,723	\$42,153	\$31,477	74.67%	\$4,979	11.81%	\$0	0.00%	\$4,815	11.42%	\$9,794	23.23%	\$9,852	★★

FY2018 Organization Annual Report Summary

by Organization Name

Organization Name	City	License	Gross		Net	Allowable		LAWFUL PURPOSE EXPENDITURES								Retained	Star Rating
			Receipts	Prizes	Receipts	Expenses	%	Charitable	%	Other	%	Taxes/Fees	%	TOTAL	%	Cash	
Pengilly Booster Club	Pengilly	05113	\$1,279,322	\$1,024,196	\$255,126	\$141,417	55.43%	\$66,738	26.16%	\$0	0.00%	\$42,223	16.55%	\$108,961	42.71%	\$15,134	★★★★
Perham Area Youth Hockey Association	Perham	93151	\$146,425	\$114,100	\$32,325	\$16,692	51.64%	\$6,700	20.73%	\$0	0.00%	\$3,909	12.09%	\$10,609	32.82%	\$12,207	★★★
Perham Athletic Assoc	Perham	02209	\$313,801	\$253,607	\$60,194	\$40,854	67.87%	\$17,095	28.40%	\$0	0.00%	\$7,098	11.79%	\$24,193	40.19%	\$20,378	★★★★
Perham Lions Club	Perham	00851	\$270,728	\$210,434	\$60,294	\$46,053	76.38%	\$12,349	20.48%	\$0	0.00%	\$6,185	10.26%	\$18,534	30.74%	\$32,510	★★★
Piedmont Heights Hockey Assoc	Duluth	02912	\$697,978	\$613,368	\$84,610	\$43,788	51.75%	\$15,343	18.13%	\$0	0.00%	\$9,758	11.53%	\$25,101	29.67%	\$53,134	★★
Pierz Fire Relief Assoc	Pierz	03222	\$695,120	\$571,664	\$123,456	\$62,120	50.32%	\$43,456	35.20%	\$0	0.00%	\$15,047	12.19%	\$58,503	47.39%	\$25,678	★★★★
Pierz Lions Club	Pierz	03174	\$555,387	\$468,256	\$87,130	\$49,546	56.86%	\$30,067	34.51%	\$0	0.00%	\$10,181	11.69%	\$40,248	46.19%	\$8,791	★★★★
Pillager Area Firemen's Dept & Relief Assoc	Pillager	04168	\$594,294	\$504,763	\$89,530	\$49,112	54.85%	\$39,070	43.64%	\$1,000	1.12%	\$9,969	11.13%	\$50,039	55.89%	\$12,204	★★★★★
Pillager Lions Club	Pillager	00981	\$907,534	\$756,112	\$151,422	\$85,347	56.36%	\$32,420	21.41%	\$0	0.00%	\$22,554	14.89%	\$54,974	36.31%	\$62,705	★★★
Pine Center Sportsmen's Club	Brainerd	02394	\$259,593	\$206,919	\$52,675	\$29,080	55.21%	\$15,072	28.61%	\$0	0.00%	\$5,329	10.12%	\$20,401	38.73%	\$13,655	★★★
Pine City Youth Hockey Association	Pine City	01934	\$2,280,206	\$1,895,060	\$385,146	\$206,600	53.64%	\$62,972	16.35%	\$0	0.00%	\$93,713	24.33%	\$156,685	40.68%	\$72,506	★★★★
Pine Island Volunteer Firemen's Relief Ass	Pine Island	03120	\$1,709,548	\$1,416,967	\$292,581	\$137,307	46.93%	\$77,192	26.38%	\$0	0.00%	\$66,235	22.64%	\$143,427	49.02%	\$41,322	★★★★
Plainview Firemens Relief Association	Plainview	03223	\$1,375,038	\$1,112,864	\$262,174	\$125,973	48.05%	\$55,241	21.07%	\$0	0.00%	\$50,462	19.25%	\$105,703	40.32%	\$74,960	★★★★
Platte Lake Property Owners Assoc	Champlin	31337	\$1,355,871	\$1,080,558	\$275,313	\$174,640	63.43%	\$37,463	13.61%	\$0	0.00%	\$53,287	19.36%	\$90,750	32.96%	\$79,414	★★★
Plummer Lions Club	Plummer	02402	\$449,839	\$370,526	\$79,313	\$48,398	61.02%	\$23,981	30.24%	\$0	0.00%	\$8,391	10.58%	\$32,372	40.82%	\$14,622	★★★★
Plymouth Lions Club Inc	Plymouth	34308	\$5,528,707	\$4,694,538	\$834,169	\$294,857	35.35%	\$269,443	32.30%	\$0	0.00%	\$269,179	32.27%	\$538,622	64.57%	\$23,780	★★★★★
Pokegama Lake Association	Pine City	02992	\$1,993,607	\$1,648,150	\$345,457	\$193,818	56.10%	\$31,813	9.21%	\$0	0.00%	\$88,918	25.74%	\$120,731	34.95%	\$234,571	★★★
Police Benevolent Association of Rochester	Rochester	34478	\$2,045,058	\$1,722,954	\$322,103	\$162,741	50.52%	\$80,970	25.14%	\$0	0.00%	\$87,156	27.06%	\$168,126	52.20%	\$88,171	★★★★★
Porter Firemans Relief Assoc	Porter	02501	\$303,347	\$243,663	\$59,684	\$33,490	56.11%	\$27,602	46.25%	\$0	0.00%	\$6,457	10.82%	\$34,059	57.07%	\$13,896	★★★★★
Prairie Ecology Bus Center	Lakefield	33048	\$6,021,408	\$5,029,027	\$992,381	\$493,471	49.73%	\$124,150	12.51%	\$0	0.00%	\$327,684	33.02%	\$451,834	45.53%	\$109,396	★★★★
Prairie Playhouse Child Care Inc	Appleton	32109	\$1,122,289	\$971,127	\$151,162	\$82,552	54.61%	\$33,329	22.05%	\$0	0.00%	\$22,412	14.83%	\$55,741	36.88%	\$51,515	★★★
Preston Fire Relief Assoc	Preston	36712	\$573,330	\$463,951	\$109,379	\$53,001	48.46%	\$35,590	32.54%	\$0	0.00%	\$11,155	10.20%	\$46,745	42.74%	\$30,926	★★★★
Preston Servicemen's Club	Preston	01004	\$96,265	\$75,417	\$20,848	\$4,443	21.31%	\$800	3.84%	\$13,449	64.51%	\$2,476	11.88%	\$16,725	80.22%	\$5,989	★★★★★
Princeton Jaycees	Princeton	01818	\$1,166,302	\$979,412	\$186,890	\$131,249	70.23%	\$24,369	13.04%	\$0	0.00%	\$36,551	19.56%	\$60,920	32.60%	\$112,419	★★★
Princeton Youth Hockey Assoc	Princeton	01414	\$5,370,207	\$4,739,403	\$630,804	\$307,916	48.81%	\$102,750	16.29%	\$0	0.00%	\$186,576	29.58%	\$289,326	45.87%	\$64,534	★★★★
Prior Lake Lions Club	Prior Lake	01558	\$2,292,779	\$1,910,620	\$382,159	\$169,783	44.43%	\$101,374	26.53%	\$0	0.00%	\$104,489	27.34%	\$205,863	53.87%	\$130,879	★★★★★
Prior Lake Water Ski Assoc	Prior Lake	35694	\$295,310	\$252,762	\$42,548	\$24,134	56.72%	\$20,000	47.01%	\$0	0.00%	\$5,027	11.81%	\$25,027	58.82%	\$8,157	★★★★★
Prior Lake-Savage Optimist Club	Prior Lake	02523	\$2,555,482	\$2,171,090	\$384,392	\$185,382	48.23%	\$66,975	17.42%	\$500	0.13%	\$119,349	31.05%	\$186,824	48.60%	\$75,682	★★★★
Ramsey Lions Club	Anoka	01203	\$14,567,416	\$12,652,931	\$1,914,485	\$629,973	32.91%	\$620,904	32.43%	\$0	0.00%	\$661,639	34.56%	\$1,282,544	66.99%	\$105,837	★★★★★
Randall Cushing Area Lions Club	Randall	02873	\$418,788	\$352,978	\$65,810	\$48,964	74.40%	\$13,274	20.17%	\$0	0.00%	\$6,761	10.27%	\$20,035	30.44%	\$28,558	★★★
Randolph Fire Relief Assoc	Randolph	03317	\$327,561	\$242,345	\$85,216	\$45,693	53.62%	\$6,514	7.64%	\$15,000	17.60%	\$11,918	13.99%	\$33,431	39.23%	\$23,951	★★★
Ranier Recreation Club	Ranier	01431	\$269,043	\$216,946	\$52,097	\$24,881	47.76%	\$20,723	39.78%	\$0	0.00%	\$6,494	12.47%	\$27,217	52.24%	\$7,151	★★★★★
REACH	Cloquet	36413	\$546,466	\$421,338	\$125,127	\$73,480	58.72%	\$33,137	26.48%	\$0	0.00%	\$16,426	13.13%	\$49,563	39.61%	\$13,097	★★★
Red Lake Falls Blue Line Club	Red Lake Falls	00171	\$736,851	\$637,477	\$99,374	\$36,358	36.59%	\$58,925	59.30%	\$0	0.00%	\$10,473	10.54%	\$69,398	69.84%	\$27,790	★★★★★
Red Men Club	Red Wing	00731	\$447,507	\$375,316	\$72,191	\$38,512	53.35%	\$9,455	13.10%	\$18,661	25.85%	\$8,952	12.40%	\$37,068	51.35%	\$4,299	★★★★★

FY2018 Organization Annual Report Summary

by Organization Name

Organization Name	City	License	Gross		Net	Allowable		LAWFUL PURPOSE EXPENDITURES						Retained	Star Rating		
			Receipts	Prizes	Receipts	Expenses	%	Charitable	%	Other	%	Taxes/Fees	%	TOTAL		%	Cash
Red Men Club Wenonah Tribe 20	Winona	00189	\$481,421	\$400,347	\$81,074	\$58,830	72.56%	\$6,019	7.42%	\$30,607	37.75%	\$10,023	12.36%	\$46,649	57.54%	\$26,127	★★★★★
Red Wing Wildlife Protective League	Red Wing	01733	\$259,923	\$208,725	\$51,198	\$22,945	44.82%	\$14,250	27.83%	\$0	0.00%	\$9,285	18.14%	\$23,535	45.97%	\$56,361	★★★★
Redwood Area Hockey Assoc	Redwood Falls	04345	\$202,707	\$154,850	\$47,857	\$11,997	25.07%	\$28,810	60.20%	\$0	0.00%	\$5,441	11.37%	\$34,251	71.57%	\$16,941	★★★★★
Remer Fire Relief Assoc	Remer	03598	\$1,088,477	\$929,404	\$159,073	\$88,169	55.43%	\$46,662	29.33%	\$0	0.00%	\$23,393	14.71%	\$70,055	44.04%	\$29,263	★★★★
Renville Lions Club	Renville	03006	\$679,561	\$563,933	\$115,628	\$49,924	43.18%	\$53,410	46.19%	\$0	0.00%	\$11,782	10.19%	\$65,192	56.38%	\$7,045	★★★★★
Reservoir Riders	Duluth	03836	\$378,933	\$298,780	\$80,153	\$40,112	50.04%	\$2,000	2.50%	\$50,000	62.38%	\$8,305	10.36%	\$60,305	75.24%	\$46,273	★★★★★
Rice Area Sportsmen's Club	Rice	02338	\$1,633,595	\$1,339,588	\$294,007	\$174,738	59.43%	\$60,705	20.65%	\$500	0.17%	\$70,193	23.87%	\$131,398	44.69%	\$51,888	★★★★
Rice Lions Club	Rice	01153	\$1,568,924	\$1,332,227	\$236,697	\$117,363	49.58%	\$38,533	16.28%	\$0	0.00%	\$53,059	22.42%	\$91,591	38.70%	\$67,779	★★★
Richfield Lions Club	Richfield	93034	\$2,771,169	\$2,380,110	\$391,059	\$190,986	48.84%	\$78,480	20.07%	\$0	0.00%	\$130,639	33.41%	\$209,119	53.47%	\$45,301	★★★★★
Richmond Lions Club	Richmond	01552	\$2,083,400	\$1,774,005	\$309,395	\$154,452	49.92%	\$74,309	24.02%	\$0	0.00%	\$72,409	23.40%	\$146,718	47.42%	\$47,783	★★★★
Ridge Runners Snowmobile Club, Inc	Northome	06932	\$1,784,032	\$1,486,880	\$297,152	\$170,310	57.31%	\$34,760	11.70%	\$0	0.00%	\$73,694	24.80%	\$108,453	36.50%	\$28,892	★★★
River Bend Nature Center	Faribault	02715	\$1,162,015	\$947,084	\$214,930	\$122,169	56.84%	\$51,500	23.96%	\$0	0.00%	\$45,333	21.09%	\$96,833	45.05%	\$10,754	★★★★
Rochester Juvenile Hockey Assoc	Rochester	03626	\$10,560,841	\$8,596,805	\$1,964,036	\$961,946	48.98%	\$251,461	12.80%	\$0	0.00%	\$653,717	33.28%	\$905,179	46.09%	\$386,018	★★★★
Rock Creek Lions Club	Rock Creek	01412	\$493,970	\$412,220	\$81,750	\$40,374	49.39%	\$32,230	39.42%	\$0	0.00%	\$9,142	11.18%	\$41,372	50.61%	\$5,995	★★★★★
Rockville Lions Club	Rockville	01609	\$1,545,706	\$1,311,295	\$234,411	\$135,702	57.89%	\$59,152	25.23%	\$0	0.00%	\$20,281	8.65%	\$79,433	33.89%	\$52,861	★★★
Rocori Community Booster Club	Cold Spring	04174	\$247,897	\$193,130	\$54,767	\$23,286	42.52%	\$11,168	20.39%	\$0	0.00%	\$16,150	29.49%	\$27,317	49.88%	\$17,440	★★★★
Rogers Firemen's Relief Assoc	Rogers	01601	\$2,609,626	\$2,291,421	\$318,205	\$173,176	54.42%	\$65,000	20.43%	\$750	0.24%	\$78,622	24.71%	\$144,372	45.37%	\$9,348	★★★★
Rogers Lions Club	Rogers	02630	\$150,371	\$108,058	\$42,314	\$19,040	45.00%	\$36,950	87.32%	\$0	0.00%	\$5,113	12.08%	\$42,063	99.41%	\$22,206	★★★★★
Rogers Youth Hockey Association	Rogers	36161	\$11,711,553	\$10,110,729	\$1,600,824	\$606,869	37.91%	\$329,897	20.61%	\$0	0.00%	\$549,002	34.29%	\$878,899	54.90%	\$312,349	★★★★★
Rollingstone Area Jaycees	Rollingstone	03080	\$848,711	\$724,978	\$123,733	\$62,924	50.85%	\$11,952	9.66%	\$0	0.00%	\$14,789	11.95%	\$26,742	21.61%	\$51,018	★★
Rollingstone Fire Fighters Relief Associati	Rollingstone	03951	\$2,452,729	\$2,087,052	\$365,677	\$206,672	56.52%	\$52,250	14.29%	\$0	0.00%	\$103,369	28.27%	\$155,619	42.56%	\$51,365	★★★★
Roosevelt Arena Assoc	Roosevelt	35373	\$14,112	\$11,100	\$3,012	\$10,029	332.93%	\$0	0.00%	\$0	0.00%	\$938	31.15%	\$938	31.15%	\$11,902	★★★
Rose Creek Firemens Relief Assoc	Rose Creek	04312	\$211,304	\$169,469	\$41,834	\$17,658	42.21%	\$23,596	56.40%	\$0	0.00%	\$4,689	11.21%	\$28,285	67.61%	\$6,927	★★★★★
Rosemount Area Athletic Association	Rosemount	05530	\$1,064,485	\$844,106	\$220,379	\$104,808	47.56%	\$65,745	29.83%	\$0	0.00%	\$50,882	23.09%	\$116,626	52.92%	\$31,705	★★★★★
Rosemount Area Hockey Assoc	Rosemount	19062	\$3,052,610	\$2,739,485	\$313,124	\$124,464	39.75%	\$123,254	39.36%	\$0	0.00%	\$93,480	29.85%	\$216,734	69.22%	\$62,861	★★★★★
Roseville Youth Hockey Assoc	Roseville	03191	\$6,677,698	\$5,160,933	\$1,516,765	\$789,801	52.07%	\$445,870	29.40%	\$0	0.00%	\$301,750	19.89%	\$747,620	49.29%	\$92,929	★★★★
Rothsay Fire Department Relief Associatio	Rothsay	35875	\$479,459	\$379,007	\$100,452	\$44,716	44.51%	\$40,449	40.27%	\$0	0.00%	\$10,448	10.40%	\$50,897	50.67%	\$24,226	★★★★★
Royalton Firemens Relief Assoc	Royalton	02681	\$2,928,355	\$2,437,892	\$490,463	\$232,622	47.43%	\$113,883	23.22%	\$0	0.00%	\$132,444	27.00%	\$246,326	50.22%	\$75,896	★★★★★
Rum River Sno Riders Club Inc	Milaca	06925	\$1,305,850	\$1,057,397	\$248,453	\$136,765	55.05%	\$34,300	13.81%	\$0	0.00%	\$42,192	16.98%	\$76,492	30.79%	\$40,992	★★★
Rush City Area Chamber of Commerce	Rush City	93419	\$43,322	\$23,783	\$19,539	\$19,277	98.66%	\$0	0.00%	\$0	0.00%	\$2,808	14.37%	\$2,808	14.37%	\$2,359	★
Rush City Sno-Bugs	Rush City	05615	\$1,740,273	\$1,482,705	\$257,568	\$97,734	37.95%	\$81,972	31.83%	\$57,730	22.41%	\$47,940	18.61%	\$187,642	72.85%	\$102,079	★★★★★
Rush Lake Improvement Assoc	Rush City	03123	\$5,382,035	\$4,726,131	\$655,904	\$272,712	41.58%	\$114,045	17.39%	\$0	0.00%	\$206,413	31.47%	\$320,458	48.86%	\$292,587	★★★★
Rushford-Peterson Booster Club	Rushford	04693	\$313,798	\$241,459	\$72,339	\$35,967	49.72%	\$32,361	44.74%	\$0	0.00%	\$7,224	9.99%	\$39,585	54.72%	\$6,068	★★★★★
Sacred Heart Firemen's Relief Association	Sacred Heart	02434	\$946,455	\$808,656	\$137,799	\$57,073	41.42%	\$48,650	35.30%	\$0	0.00%	\$19,702	14.30%	\$68,352	49.60%	\$34,470	★★★★
Sandstone Lions Club	Sandstone	02057	\$307,025	\$246,582	\$60,443	\$35,505	58.74%	\$14,259	23.59%	\$0	0.00%	\$6,149	10.17%	\$20,408	33.76%	\$16,937	★★★

FY2018 Organization Annual Report Summary

by Organization Name

Organization Name	City	License	Gross		Net	Allowable		LAWFUL PURPOSE EXPENDITURES						Retained	Star Rating		
			Receipts	Prizes	Receipts	Expenses	%	Charitable	%	Other	%	Taxes/Fees	%	TOTAL		%	Cash
Santiago Lions Club Inc	Becker	34025	\$867,427	\$735,537	\$131,889	\$83,403	63.24%	\$27,253	20.66%	\$0	0.00%	\$15,530	11.78%	\$42,784	32.44%	\$24,429	★★★
Sartell Youth Hockey	Sartell	31924	\$3,529,345	\$2,889,807	\$639,538	\$303,309	47.43%	\$170,895	26.72%	\$0	0.00%	\$158,822	24.83%	\$329,717	51.56%	\$59,858	★★★★★
Sauk Centre Conservation Club	Sauk Centre	01854	\$1,407,645	\$1,180,935	\$226,710	\$134,653	59.39%	\$42,205	18.62%	\$0	0.00%	\$44,901	19.81%	\$87,106	38.42%	\$50,540	★★★
Sauk Centre Fire Relief Assoc	Sauk Centre	05439	\$1,139,952	\$962,176	\$177,775	\$87,387	49.16%	\$51,000	28.69%	\$0	0.00%	\$29,853	16.79%	\$80,853	45.48%	\$39,324	★★★★
Sauk Centre Youth Hockey Assoc	Sauk Centre	02527	\$654,708	\$535,939	\$118,769	\$74,309	62.57%	\$29,335	24.70%	\$0	0.00%	\$12,970	10.92%	\$42,305	35.62%	\$23,253	★★★
Sauk Rapids Rice Youth Baseball Assoc	Sauk Rapids	35034	\$1,407,133	\$1,146,838	\$260,295	\$151,414	58.17%	\$50,000	19.21%	\$0	0.00%	\$63,657	24.46%	\$113,657	43.66%	\$49,624	★★★★
Sauk Rapids Sportsmen's Club	Sauk Rapids	01329	\$1,009,515	\$827,270	\$182,245	\$102,874	56.45%	\$36,019	19.76%	\$0	0.00%	\$32,037	17.58%	\$68,056	37.34%	\$50,965	★★★
Scandia Marine Lions Club	Scandia	06419	\$841,117	\$681,186	\$159,931	\$54,874	34.31%	\$61,956	38.74%	\$1,000	0.63%	\$19,049	11.91%	\$82,005	51.28%	\$51,380	★★★★★
Searles Baseball Assoc	New Ulm	02876	\$812,311	\$658,774	\$153,536	\$74,731	48.67%	\$12,200	7.95%	\$63,383	41.28%	\$20,998	13.68%	\$96,581	62.90%	\$24,798	★★★★★
Servicemens Club Inc	Sleepy Eye	01043	\$1,937,678	\$1,655,027	\$282,651	\$94,534	33.45%	\$25,500	9.02%	\$20,146	7.13%	\$71,295	25.22%	\$116,941	41.37%	\$142,273	★★★★
Shafer Firemens Vol Benefit Assoc	Shafer	02326	\$3,712,195	\$3,270,052	\$442,143	\$204,910	46.34%	\$111,590	25.24%	\$0	0.00%	\$129,028	29.18%	\$240,618	54.42%	\$70,247	★★★★★
Shakopee Lions Club	Shakopee	01576	\$1,332,663	\$1,085,519	\$247,144	\$109,809	44.43%	\$80,945	32.75%	\$0	0.00%	\$46,658	18.88%	\$127,603	51.63%	\$14,809	★★★★★
Shakopee Rotary Club	Shakopee	02844	\$545,564	\$461,695	\$83,869	\$57,220	68.23%	\$16,900	20.15%	\$0	0.00%	\$9,888	11.79%	\$26,788	31.94%	\$9,783	★★★
Shakopee Valley Amateur Hockey Assoc	Shakopee	01969	\$1,945,676	\$1,569,761	\$375,914	\$199,764	53.14%	\$49,000	13.03%	\$0	0.00%	\$98,221	26.13%	\$147,221	39.16%	\$62,281	★★★
Shaokatan Sportsmen Club	Ivanhoe	02672	\$295,534	\$216,954	\$78,580	\$56,044	71.32%	\$15,007	19.10%	\$0	0.00%	\$8,720	11.10%	\$23,727	30.19%	\$7,008	★★★
Sibley Hockey Booster Club	Mendota Heights	02467	\$3,095,414	\$2,559,637	\$535,777	\$236,558	44.15%	\$137,094	25.59%	\$0	0.00%	\$161,079	30.06%	\$298,173	55.65%	\$66,395	★★★★★
Silver Lake Lions Club	Silver Lake	02679	\$399,547	\$335,345	\$64,202	\$41,029	63.91%	\$14,847	23.13%	\$0	0.00%	\$6,956	10.83%	\$21,803	33.96%	\$17,133	★★★
Slayton Volunteer Fire Department Relief A	Slayton	35244	\$376,082	\$321,205	\$54,877	\$38,059	69.35%	\$14,560	26.53%	\$0	0.00%	\$6,378	11.62%	\$20,938	38.15%	\$8,792	★★★
Sleepy Eye Arena Assoc	Sleepy Eye	05389	\$662,785	\$535,235	\$127,550	\$50,969	39.96%	\$68,098	53.39%	\$0	0.00%	\$13,764	10.79%	\$81,862	64.18%	\$39,905	★★★★★
Sleepy Eye Hockey Assoc	Sleepy Eye	02449	\$495,336	\$412,922	\$82,414	\$52,218	63.36%	\$0	0.00%	\$24,500	29.73%	\$9,886	12.00%	\$34,386	41.72%	\$31,343	★★★★
Sobieski Lions Club	Little Falls	03135	\$554,516	\$468,171	\$86,345	\$57,273	66.33%	\$11,664	13.51%	\$0	0.00%	\$15,373	17.80%	\$27,036	31.31%	\$18,004	★★★
South Haven Firemen's Relief Assoc	South Haven	01976	\$2,219,229	\$1,926,838	\$292,391	\$107,672	36.82%	\$110,470	37.78%	\$0	0.00%	\$67,683	23.15%	\$178,154	60.93%	\$61,587	★★★★★
South Robert Street Business Assoc	West St. Paul	00726	\$11,816,695	\$10,092,666	\$1,724,028	\$896,853	52.02%	\$170,998	9.92%	\$0	0.00%	\$609,251	35.34%	\$780,248	45.26%	\$176,638	★★★★
South St. Paul Lions Club	South St. Paul	02824	\$585,536	\$453,961	\$131,575	\$90,120	68.49%	\$35,046	26.64%	\$0	0.00%	\$17,889	13.60%	\$52,936	40.23%	\$9,066	★★★★
South St. Paul Youth Hockey Assoc	South St. Paul	02851	\$1,896,027	\$1,585,106	\$310,921	\$167,880	53.99%	\$25,300	8.14%	\$0	0.00%	\$76,715	24.67%	\$102,015	32.81%	\$80,086	★★★
Spartan End Zone Club	Inver Grove Heigh	93697	\$2,720,128	\$2,290,718	\$429,410	\$268,674	62.57%	\$13,691	3.19%	\$0	0.00%	\$135,817	31.63%	\$149,508	34.82%	\$36,696	★★★
Spring Grove Commercial Club	Spring Grove	01744	\$125,859	\$104,100	\$21,759	\$8,950	41.13%	\$10,098	46.41%	\$0	0.00%	\$2,651	12.18%	\$12,749	58.59%	\$5,807	★★★★★
Spring Hill Recreation Club	Melrose	02637	\$140,197	\$112,555	\$27,642	\$15,227	55.09%	\$7,800	28.22%	\$0	0.00%	\$3,229	11.68%	\$11,029	39.90%	\$6,560	★★★
Spring Lake Park Lions Club	Spring Lake Park	00584	\$12,855,154	\$10,881,523	\$1,973,631	\$1,022,264	51.80%	\$286,588	14.52%	\$0	0.00%	\$607,027	30.76%	\$893,614	45.28%	\$381,118	★★★★★
SS. Peter & Paul Church Richmond	Richmond	00912	\$77,269	\$57,640	\$19,629	\$3,122	15.91%	\$14,500	73.87%	\$0	0.00%	\$2,299	11.71%	\$16,799	85.58%	\$2,407	★★★★★
St. Charles Firemens Relief Association	St. Charles	05105	\$455,269	\$349,170	\$106,099	\$49,415	46.57%	\$28,000	26.39%	\$0	0.00%	\$10,189	9.60%	\$38,189	35.99%	\$29,763	★★★
St. Clair Fire Relief Assoc	St. Clair	02358	\$666,017	\$554,290	\$111,727	\$65,182	58.34%	\$35,145	31.46%	\$0	0.00%	\$13,662	12.23%	\$48,807	43.68%	\$12,775	★★★★
St. Cloud All-City High School Band	St. Cloud	32645	\$1,506,984	\$1,262,883	\$244,101	\$113,285	46.41%	\$65,000	26.63%	\$0	0.00%	\$52,529	21.52%	\$117,529	48.15%	\$30,757	★★★★
St. Cloud Area Golden Gloves Boxing	St. Cloud	03425	\$7,784,980	\$6,636,745	\$1,148,236	\$631,042	54.96%	\$99,847	8.70%	\$0	0.00%	\$365,273	31.81%	\$465,120	40.51%	\$195,682	★★★★
St. Cloud Senior Men's Rugby Club	Clearwater	92478	\$1,698,056	\$1,373,321	\$324,735	\$218,918	67.41%	\$37,661	11.60%	\$0	0.00%	\$97,278	29.96%	\$134,940	41.55%	\$29,350	★★★★

FY2018 Organization Annual Report Summary

by Organization Name

Organization Name	City	License	Gross		Net		Allowable		LAWFUL PURPOSE EXPENDITURES						Retained	Star Rating	
			Receipts	Prizes	Receipts	Expenses	%	Charitable	%	Other	%	Taxes/Fees	%	TOTAL	%		Cash
St. Cloud Youth Hockey Association	St. Cloud	04196	\$14,070,342	\$12,070,638	\$1,999,705	\$996,684	49.84%	\$290,056	14.50%	\$0	0.00%	\$665,560	33.28%	\$955,616	47.79%	\$172,001	★★★★
St. Hilaire Community Club	St. Hilaire	01076	\$452,082	\$376,781	\$75,301	\$39,693	52.71%	\$27,080	35.96%	\$0	0.00%	\$7,934	10.54%	\$35,014	46.50%	\$46,721	★★★★
St. John Nepomuk Church Lastrup	Lastrup	02115	\$821,641	\$660,328	\$161,313	\$68,551	42.50%	\$71,230	44.16%	\$0	0.00%	\$18,541	11.49%	\$89,771	55.65%	\$21,844	★★★★★
St. Joseph Church Waite Park	Waite Park	01720	\$3,375,098	\$2,868,583	\$506,515	\$280,155	55.31%	\$82,820	16.35%	\$0	0.00%	\$150,296	29.67%	\$233,116	46.02%	\$49,052	★★★★
St. Joseph Jaycees	St. Joseph	03011	\$55,058	\$43,785	\$11,273	\$12,616	111.91%	\$1,909	16.93%	\$0	0.00%	\$1,477	13.10%	\$3,386	30.04%	\$3,654	★★★
St. Joseph Lions Club	St. Joseph	02021	\$573,489	\$483,153	\$90,336	\$43,170	47.79%	\$36,082	39.94%	\$0	0.00%	\$9,346	10.35%	\$45,428	50.29%	\$29,447	★★★★★
St. Katherine Ukrainian Orthodox Church A	Arden Hills	31686	\$5,840,921	\$4,559,586	\$1,281,335	\$880,371	68.71%	\$176,423	13.77%	\$0	0.00%	\$208,886	16.30%	\$385,309	30.07%	\$119,625	★★★
St. Louis Park Hockey Boosters Assoc	St. Louis Park	03238	\$9,930,485	\$8,627,686	\$1,302,798	\$394,813	30.31%	\$426,076	32.70%	\$0	0.00%	\$456,483	35.04%	\$882,559	67.74%	\$161,025	★★★★★
St. Maron Church Minneapolis	Minneapolis	32235	\$6,240,630	\$5,307,544	\$933,086	\$515,526	55.25%	\$88,305	9.46%	\$0	0.00%	\$306,636	32.86%	\$394,941	42.33%	\$67,299	★★★★
St. Martin Commercial Club	St. Martin	03161	\$267,206	\$223,895	\$43,311	\$12,476	28.81%	\$33,323	76.94%	\$0	0.00%	\$6,964	16.08%	\$40,287	93.02%	\$19,702	★★★★★
St. Mathias Parks & Recreation	Fort Ripley	04215	\$479,681	\$403,551	\$76,130	\$47,468	62.35%	\$22,000	28.90%	\$0	0.00%	\$7,845	10.30%	\$29,845	39.20%	\$10,451	★★★
St. Michael Albertville Youth Hockey	St. Michael	03888	\$5,245,018	\$4,621,637	\$623,381	\$286,914	46.03%	\$166,155	26.65%	\$0	0.00%	\$168,618	27.05%	\$334,773	53.70%	\$67,697	★★★★★
St. Paul Festival & Heritage Foundation	St. Paul	04985	\$2,809,926	\$2,280,738	\$529,188	\$330,393	62.43%	\$44,287	8.37%	\$0	0.00%	\$153,628	29.03%	\$197,915	37.40%	\$28,444	★★★
St. Paul Fire Fighters Local 21	St. Paul	03046	\$11,467,038	\$9,715,561	\$1,751,477	\$959,033	54.76%	\$123,485	7.05%	\$0	0.00%	\$640,566	36.57%	\$764,051	43.62%	\$80,580	★★★★
St. Paul Midway Lions Club Foundation Inc	St. Paul	05186	\$2,944,240	\$2,468,236	\$476,004	\$275,715	57.92%	\$38,236	8.03%	\$0	0.00%	\$150,017	31.52%	\$188,254	39.55%	\$94,451	★★★
St. Paul Park Newport Lions Club	St. Paul Park	01107	\$4,774,198	\$4,110,943	\$663,254	\$359,999	54.28%	\$92,295	13.92%	\$2,000	0.30%	\$208,584	31.45%	\$302,879	45.67%	\$23,684	★★★★
St. Paul Serves Foundation	St. Paul	93517	\$2,949,234	\$2,394,918	\$554,315	\$314,047	56.65%	\$11,007	1.99%	\$0	0.00%	\$177,691	32.06%	\$188,698	34.04%	\$44,621	★★★
St. Peter Red Men Club	St. Peter	00249	\$3,610,727	\$3,042,816	\$567,911	\$279,150	49.15%	\$60,002	10.57%	\$37,631	6.63%	\$169,128	29.78%	\$266,761	46.97%	\$32,450	★★★★
St. Philip Church Litchfield	Litchfield	00809	\$1,070,441	\$882,369	\$188,072	\$98,774	52.52%	\$45,458	24.17%	\$0	0.00%	\$27,306	14.52%	\$72,764	38.69%	\$29,846	★★★
St. Rosa Jaycees	Freeport	00975	\$1,351,430	\$1,113,739	\$237,691	\$108,782	45.77%	\$76,004	31.98%	\$0	0.00%	\$50,957	21.44%	\$126,961	53.41%	\$113,897	★★★★★
St. Stephen Firefighters Relief Assoc	St. Stephen	00890	\$728,890	\$604,310	\$124,580	\$61,009	48.97%	\$45,000	36.12%	\$0	0.00%	\$16,131	12.95%	\$61,131	49.07%	\$6,744	★★★★
St. Wendel Athletic Association	Avon	02780	\$27,699	\$23,454	\$4,245	\$4,732	111.48%	\$1,391	32.78%	\$0	0.00%	\$623	14.67%	\$2,014	47.45%	\$1,455	★★★★
Stacy Lions Club	Stacy	01897	\$1,673,134	\$1,410,535	\$262,599	\$107,178	40.81%	\$74,116	28.22%	\$5,000	1.90%	\$57,808	22.01%	\$136,924	52.14%	\$37,957	★★★★★
Stacy-Lent Fire Relief Assoc	Stacy	03573	\$2,074,356	\$1,778,427	\$295,929	\$127,045	42.93%	\$111,200	37.58%	\$4,000	1.35%	\$72,118	24.37%	\$187,318	63.30%	\$35,604	★★★★★
Staples Fire Dept Relief Assoc	Staples	77015	\$297,596	\$244,562	\$53,035	\$22,756	42.91%	\$25,306	47.72%	\$0	0.00%	\$6,260	11.80%	\$31,566	59.52%	\$26,359	★★★★★
Staples Host Lions	Staples	01785	\$879,260	\$786,342	\$92,917	\$61,581	66.28%	\$22,900	24.65%	\$0	0.00%	\$9,539	10.27%	\$32,439	34.91%	\$5,371	★★★
Steele County Snowmobile Trail Assoc	Blooming Prairie	04992	\$1,763,532	\$1,477,608	\$285,924	\$146,977	51.40%	\$13,797	4.83%	\$24,900	8.71%	\$72,186	25.25%	\$110,883	38.78%	\$54,667	★★★
Stephen Argyle Booster Club	Argyle	04654	\$274,684	\$228,558	\$46,126	\$25,306	54.86%	\$12,344	26.76%	\$0	0.00%	\$5,341	11.58%	\$17,685	38.34%	\$10,138	★★★
Stewart Lions Club	Stewart	02390	\$626,233	\$529,782	\$96,451	\$59,668	61.86%	\$21,250	22.03%	\$0	0.00%	\$10,588	10.98%	\$31,838	33.01%	\$7,587	★★★
Stewartville Fire Relief Assoc	Stewartville	04261	\$1,699,452	\$1,441,958	\$257,494	\$146,880	57.04%	\$39,591	15.38%	\$0	0.00%	\$63,153	24.53%	\$102,744	39.90%	\$47,849	★★★
Stockton Area Promotional Group	Winona	00909	\$754,752	\$623,883	\$130,869	\$75,486	57.68%	\$31,641	24.18%	\$0	0.00%	\$14,231	10.87%	\$45,872	35.05%	\$32,394	★★★
Sturgeon Lake Lions Club	Sturgeon Lake	01888	\$604,276	\$490,013	\$114,263	\$53,851	47.13%	\$50,285	44.01%	\$0	0.00%	\$13,224	11.57%	\$63,509	55.58%	\$29,575	★★★★★
Swanville Dollars for Scholars	Burtrum	31494	\$960,614	\$754,230	\$206,383	\$91,433	44.30%	\$36,603	17.74%	\$0	0.00%	\$27,599	13.37%	\$64,202	31.11%	\$47,388	★★★
Swanville Lions Club	Swanville	02126	\$983,462	\$760,953	\$222,509	\$91,023	40.91%	\$77,355	34.76%	\$0	0.00%	\$37,595	16.90%	\$114,950	51.66%	\$24,399	★★★★★
Tamarack Sno Flyers Inc	Tamarack	07093	\$1,390,300	\$1,196,668	\$193,632	\$102,481	52.93%	\$46,767	24.15%	\$500	0.26%	\$36,179	18.68%	\$83,446	43.10%	\$18,645	★★★★

FY2018 Organization Annual Report Summary

by Organization Name

Organization Name	City	License	Gross		Net	Allowable		LAWFUL PURPOSE EXPENDITURES						Retained	Star Rating		
			Receipts	Prizes	Receipts	Expenses	%	Charitable	%	Other	%	Taxes/Fees	%	TOTAL		%	Cash
Tapemark Charity Pro-Am Golf Tournament	West St. Paul	04888	\$3,391,307	\$2,435,621	\$955,686	\$681,998	71.36%	\$117,531	12.30%	\$0	0.00%	\$108,001	11.30%	\$225,532	23.60%	\$71,476	★★
Tartan Area Youth Hockey Association	Oakdale	03397	\$5,163,931	\$4,345,871	\$818,060	\$378,584	46.28%	\$130,000	15.89%	\$0	0.00%	\$271,036	33.13%	\$401,036	49.02%	\$116,576	★★★★
Ted Williams Museum & Hitters Hall of Fame	Hernando	93396	\$1,087,969	\$383,416	\$704,553	\$228,160	32.38%	\$296,178	42.04%	\$0	0.00%	\$94,543	13.42%	\$390,721	55.46%	\$164,527	★★★★★
The Church of St. Lawrence of Duelm	Foley	01080	\$605,551	\$472,873	\$132,678	\$63,854	48.13%	\$44,898	33.84%	\$0	0.00%	\$15,744	11.87%	\$60,642	45.71%	\$20,478	★★★★
The Crossing Arts Alliance	Brainerd	33604	\$453,312	\$360,951	\$92,361	\$49,206	53.28%	\$37,600	40.71%	\$0	0.00%	\$10,309	11.16%	\$47,909	51.87%	\$8,199	★★★★★
The Govenaires Performing Arts Association	St. Peter	04870	\$3,177,488	\$2,705,087	\$472,401	\$243,849	51.62%	\$63,189	13.38%	\$4,077	0.86%	\$153,618	32.52%	\$220,884	46.76%	\$47,446	★★★★
The Hallock Fireman's Relief Association	Hallock	93682	\$427,882	\$349,613	\$78,269	\$20,123	25.71%	\$10,819	13.82%	\$0	0.00%	\$12,530	16.01%	\$23,349	29.83%	\$42,044	★★
The Oakdale Athletic Association	Oakdale	82019	\$1,879,767	\$1,561,247	\$318,520	\$185,167	58.13%	\$28,014	8.80%	\$0	0.00%	\$71,546	22.46%	\$99,560	31.26%	\$47,861	★★★
The Twin Cities Wrestling Club, Inc	Minneapolis	30866	\$1,606,195	\$1,299,492	\$306,703	\$168,316	54.88%	\$60,000	19.56%	\$0	0.00%	\$75,897	24.75%	\$135,897	44.31%	\$49,101	★★★★
Thief River Falls Amateur Hockey Assoc	Thief River Falls	02008	\$1,999,796	\$1,682,228	\$317,568	\$152,132	47.91%	\$94,000	29.60%	\$0	0.00%	\$69,363	21.84%	\$163,363	51.44%	\$18,706	★★★★★
Thief River Falls Take Down Club	Thief River Falls	36491	\$2,335,237	\$2,040,389	\$294,848	\$161,950	54.93%	\$52,617	17.85%	\$0	0.00%	\$75,199	25.50%	\$127,816	43.35%	\$4,695	★★★★
TMB Sports Club	Milroy	92328	\$278,409	\$229,961	\$48,447	\$20,944	43.23%	\$23,821	49.17%	\$0	0.00%	\$6,595	13.61%	\$30,416	62.78%	\$8,812	★★★★★
Todd Area Trail Assoc	Browerville	05048	\$477,422	\$377,917	\$99,505	\$65,244	65.57%	\$20,273	20.37%	\$1,000	1.00%	\$10,119	10.17%	\$31,392	31.55%	\$8,948	★★★
Tower Firemens Relief Assoc	Tower	02771	\$350,411	\$288,063	\$62,348	\$41,155	66.01%	\$18,228	29.24%	\$0	0.00%	\$6,294	10.09%	\$24,521	39.33%	\$11,302	★★★
Tri-Lakes Sportsmen's Club	Lonsdale	02251	\$2,478,337	\$2,091,451	\$386,886	\$192,043	49.64%	\$72,215	18.67%	\$0	0.00%	\$104,961	27.13%	\$177,176	45.80%	\$38,995	★★★★
Truman Baseball/Softball Association Inc	Truman	05716	\$885,872	\$758,626	\$127,246	\$78,968	62.06%	\$31,426	24.70%	\$0	0.00%	\$18,105	14.23%	\$49,532	38.93%	\$51,505	★★★
Turn In Poachers Ottertail Chapter	Detroit Lakes	05574	\$5,407,159	\$4,432,677	\$974,482	\$552,665	56.71%	\$111,446	11.44%	\$0	0.00%	\$275,998	28.32%	\$387,444	39.76%	\$297,223	★★★
Two Harbors Youth Hockey Association	Two Harbors	05594	\$970,479	\$843,014	\$127,465	\$94,933	74.48%	\$21,712	17.03%	\$0	0.00%	\$17,024	13.36%	\$38,735	30.39%	-\$4,490	★★★
Ulen Fire Dept Relief Association	Ulen	02676	\$448,174	\$373,464	\$74,710	\$30,722	41.12%	\$26,737	35.79%	\$0	0.00%	\$7,619	10.20%	\$34,356	45.99%	\$44,237	★★★★
Underwood Lions Club	Underwood	04646	\$447,273	\$359,138	\$88,135	\$40,700	46.18%	\$35,809	40.63%	\$1,800	2.04%	\$9,605	10.90%	\$47,214	53.57%	\$36,750	★★★★★
Union Center Inc	Albert Lea	00423	\$377,678	\$303,686	\$73,992	\$40,732	55.05%	\$6,186	8.36%	\$11,468	15.50%	\$8,714	11.78%	\$26,368	35.64%	\$29,239	★★★
Upper Red Lake Area Assoc	Waskish	02724	\$835,801	\$690,916	\$144,885	\$70,404	48.59%	\$46,257	31.93%	\$0	0.00%	\$21,869	15.09%	\$68,126	47.02%	\$31,048	★★★★
Upsala Lions Club	Upsala	01811	\$807,466	\$658,361	\$149,105	\$75,659	50.74%	\$35,157	23.58%	\$2,210	1.48%	\$22,424	15.04%	\$59,791	40.10%	\$29,140	★★★★
Urbank Lions Club	Parkers Prairie	01639	\$780,082	\$657,308	\$122,774	\$54,742	44.59%	\$52,754	42.97%	\$0	0.00%	\$12,761	10.39%	\$65,515	53.36%	\$36,606	★★★★★
Vadnais Heights Firefighters Relief Association	Vadnais Heights	02440	\$3,623,957	\$3,225,056	\$398,901	\$204,416	51.24%	\$80,924	20.29%	\$0	0.00%	\$106,402	26.67%	\$187,326	46.96%	\$126,213	★★★★
Vadnais Heights Lions Club	Vadnais Heights	00655	\$2,375,023	\$2,028,638	\$346,384	\$189,349	54.66%	\$61,123	17.65%	\$0	0.00%	\$90,733	26.19%	\$151,856	43.84%	\$24,312	★★★★
Valley Crest Riders Snowmobile Club	Rushford	36149	\$358,046	\$283,510	\$74,536	\$45,613	61.20%	\$4,388	5.89%	\$18,497	24.82%	\$8,220	11.03%	\$31,105	41.73%	\$9,410	★★★★
Verndale Lions Club	Verndale	01684	\$276,396	\$228,124	\$48,272	\$25,156	52.11%	\$18,416	38.15%	\$100	0.21%	\$4,957	10.27%	\$23,472	48.63%	\$63,708	★★★★
Vernon Center Firemen's Relief Assoc	Vernon Center	02006	\$164,032	\$134,630	\$29,402	\$11,026	37.50%	\$12,650	43.02%	\$0	0.00%	\$3,290	11.19%	\$15,940	54.21%	\$8,194	★★★★★
Veseli Area Lions Club	Lonsdale	92581	\$728,881	\$622,366	\$106,515	\$62,566	58.74%	\$37,318	35.04%	\$0	0.00%	\$12,129	11.39%	\$49,447	46.42%	\$31,842	★★★★
Veterans Club Inc	Onamia	00374	\$1,100,308	\$945,304	\$155,004	\$74,427	48.02%	\$18,458	11.91%	\$22,494	14.51%	\$25,686	16.57%	\$66,637	42.99%	\$104,662	★★★★
VFW Post 1112 Little Falls	Little Falls	00124	\$670,818	\$544,524	\$126,294	\$61,419	48.63%	\$1,850	1.46%	\$33,313	26.38%	\$12,801	10.14%	\$47,964	37.98%	\$22,029	★★★
VFW Post 1210 Hastings	Hastings	00149	\$478,582	\$399,848	\$78,734	\$34,846	44.26%	\$28,808	36.59%	\$6,120	7.77%	\$9,540	12.12%	\$44,468	56.48%	\$44,720	★★★★★
VFW Post 1215 Rochester	Rochester	00405	\$2,062,151	\$1,721,438	\$340,712	\$202,117	59.32%	\$36,019	10.57%	\$40,862	11.99%	\$83,256	24.44%	\$160,136	47.00%	\$22,812	★★★★
VFW Post 1216 Austin	Austin	00167	\$865,719	\$723,628	\$142,091	\$88,031	61.95%	\$24,690	17.38%	\$14,020	9.87%	\$19,619	13.81%	\$58,329	41.05%	\$13,536	★★★★

FY2018 Organization Annual Report Summary

by Organization Name

Organization Name	City	License	Gross		Net	Allowable		LAWFUL PURPOSE EXPENDITURES						Retained	Star Rating		
			Receipts	Prizes	Receipts	Expenses	%	Charitable	%	Other	%	Taxes/Fees	%	TOTAL		%	Cash
VFW Post 1223	Dilworth	00021	\$2,021,640	\$1,641,725	\$379,915	\$221,656	58.34%	\$54,384	14.31%	\$35,168	9.26%	\$67,900	17.87%	\$157,451	41.44%	-\$1,926	★★★★
VFW Post 1287 Winona	Winona	00156	\$1,502,772	\$1,274,532	\$228,240	\$142,639	62.50%	\$15,797	6.92%	\$24,770	10.85%	\$56,063	24.56%	\$96,630	42.34%	\$57,372	★★★★
VFW Post 1296 Bloomington	Bloomington	00150	\$3,177,204	\$2,692,493	\$484,711	\$178,338	36.79%	\$61,927	12.78%	\$51,512	10.63%	\$145,240	29.96%	\$258,679	53.37%	\$231,661	★★★★★
VFW Post 1350 North St. Paul	North St. Paul	00016	\$2,207,832	\$1,868,559	\$339,273	\$187,287	55.20%	\$26,935	7.94%	\$37,021	10.91%	\$83,852	24.72%	\$147,807	43.57%	\$23,407	★★★★
VFW Post 1403 Benson	Benson	00377	\$1,031,401	\$896,161	\$135,240	\$89,811	66.41%	\$24,981	18.47%	\$26,429	19.54%	\$24,562	18.16%	\$75,972	56.18%	\$25,842	★★★★★
VFW Post 141 Kenyon	Kenyon	00019	\$389,138	\$323,673	\$65,465	\$41,249	63.01%	\$4,896	7.48%	\$14,100	21.54%	\$8,103	12.38%	\$27,099	41.39%	\$10,071	★★★★
VFW Post 1639 Willmar	Willmar	00061	\$1,915,389	\$1,662,496	\$252,893	\$129,049	51.03%	\$35,494	14.04%	\$48,098	19.02%	\$62,755	24.81%	\$146,346	57.87%	\$66,238	★★★★★
VFW Post 1642 Waseca	Waseca	00385	\$865,620	\$689,511	\$176,108	\$87,890	49.91%	\$20,642	11.72%	\$40,766	23.15%	\$21,414	12.16%	\$82,822	47.03%	\$29,614	★★★★
VFW Post 1647 Brainerd	Brainerd	00475	\$3,623,966	\$3,072,039	\$551,926	\$245,474	44.48%	\$85,674	15.52%	\$35,345	6.40%	\$173,042	31.35%	\$294,061	53.28%	\$96,509	★★★★★
VFW Post 1656 Madison	Madison	00477	\$153,896	\$125,319	\$28,577	\$15,588	54.55%	\$15	0.05%	\$5,246	18.36%	\$4,284	14.99%	\$9,545	33.40%	\$17,382	★★★
VFW Post 1676 Detroit Lakes	Detroit Lakes	00008	\$1,274,696	\$1,075,319	\$199,377	\$123,145	61.77%	\$11,224	5.63%	\$27,594	13.84%	\$26,358	13.22%	\$65,176	32.69%	\$43,573	★★★
VFW Post 1720 Grand Rapids	Grand Rapids	00356	\$804,221	\$661,537	\$142,684	\$94,910	66.52%	\$14,493	10.16%	\$14,722	10.32%	\$22,669	15.89%	\$51,884	36.36%	\$55,451	★★★
VFW Post 1757 Cook	Cook	00390	\$333,094	\$275,325	\$57,769	\$21,354	36.96%	\$13,987	24.21%	\$12,253	21.21%	\$6,791	11.76%	\$33,031	57.18%	\$13,786	★★★★★
VFW Post 1778 Wells	Wells	00043	\$455,869	\$379,542	\$76,327	\$36,854	48.28%	\$9,628	12.61%	\$15,432	20.22%	\$10,116	13.25%	\$35,177	46.09%	\$26,564	★★★★
VFW Post 1782 White Bear Lake	White Bear Lake	00394	\$2,897,634	\$2,467,047	\$430,587	\$201,854	46.88%	\$19,321	4.49%	\$56,514	13.12%	\$136,716	31.75%	\$212,551	49.36%	\$61,858	★★★★
VFW Post 1783 Young America	Norwood Young A	00711	\$999,265	\$851,517	\$147,748	\$71,743	48.56%	\$56,826	38.46%	\$60	0.04%	\$20,528	13.89%	\$77,414	52.40%	\$12,953	★★★★★
VFW Post 1791 Chaska	Chaska	00319	\$2,208,672	\$1,904,297	\$304,374	\$170,905	56.15%	\$17,948	5.90%	\$40,788	13.40%	\$78,737	25.87%	\$137,473	45.17%	\$47,294	★★★★
VFW Post 1802 Zumbro Falls	Zumbro Falls	01917	\$920,891	\$793,839	\$127,052	\$64,631	50.87%	\$31,885	25.10%	\$7,000	5.51%	\$18,588	14.63%	\$57,474	45.24%	\$63,806	★★★★
VFW Post 1803 Le Center	Le Center	00231	\$177,490	\$139,872	\$37,618	\$17,410	46.28%	\$700	1.86%	\$86	0.23%	\$4,195	11.15%	\$4,981	13.24%	\$20,096	★
VFW Post 1816 Garrison	Garrison	00205	\$1,768,668	\$1,471,807	\$296,861	\$149,078	50.22%	\$28,779	9.69%	\$57,904	19.51%	\$68,044	22.92%	\$154,727	52.12%	\$33,892	★★★★★
VFW Post 1825 Belgrade	Belgrade	00887	\$99,360	\$74,819	\$24,541	\$9,137	37.23%	\$1,312	5.35%	\$9,548	38.91%	\$3,176	12.94%	\$14,036	57.19%	\$5,614	★★★★★
VFW Post 1902 Crookston	Crookston	00057	\$1,361,359	\$1,158,390	\$202,969	\$130,581	64.34%	\$3,253	1.60%	\$17,618	8.68%	\$42,528	20.95%	\$63,400	31.24%	\$19,551	★★★
VFW Post 1914 St. James	St. James	00532	\$827,570	\$697,223	\$130,347	\$68,565	52.60%	\$19,247	14.77%	\$20,454	15.69%	\$18,554	14.23%	\$58,255	44.69%	\$14,515	★★★★
VFW Post 210 Lakeville	Lakeville	00723	\$199,618	\$160,763	\$38,855	\$11,649	29.98%	\$20,350	52.37%	\$0	0.00%	\$4,302	11.07%	\$24,652	63.45%	-\$2,716	★★★★★
VFW Post 230 Columbia Heights	Columbia Heights	00012	\$1,553,347	\$1,290,429	\$262,918	\$183,493	69.79%	\$18,495	7.03%	\$60	0.02%	\$60,785	23.12%	\$79,340	30.18%	\$6,760	★★★
VFW Post 246 Minneapolis	Minneapolis	00151	\$3,081,460	\$2,655,561	\$425,899	\$189,948	44.60%	\$36,856	8.65%	\$46,139	10.83%	\$155,440	36.50%	\$238,435	55.98%	\$30,541	★★★★★
VFW Post 2553 Redwood Falls	Redwood Falls	00024	\$191,625	\$152,161	\$39,464	\$20,733	52.54%	\$4,071	10.31%	\$13,506	34.22%	\$5,099	12.92%	\$22,676	57.46%	\$1,923	★★★★★
VFW Post 2747 Aux McGregor	McGregor	93098	\$112,351	\$96,949	\$15,402	\$7,793	50.60%	\$5,448	35.37%	\$0	0.00%	\$2,187	14.20%	\$7,635	49.57%	\$6,394	★★★★
VFW Post 2793 Thief River Falls	Thief River Falls	00404	\$2,089,943	\$1,761,058	\$328,885	\$181,885	55.30%	\$28,172	8.57%	\$48,049	14.61%	\$68,379	20.79%	\$144,601	43.97%	\$57,451	★★★★
VFW Post 2818 Litchfield	Litchfield	00165	\$111,617	\$85,675	\$25,941	\$13,925	53.68%	\$12,848	49.53%	\$17,452	67.28%	\$7,699	29.68%	\$38,000	146.48%	\$126	★★★★★
VFW Post 2948 International Falls	International Falls	00071	\$873,214	\$631,044	\$242,171	\$119,433	49.32%	\$69,150	28.55%	\$30,953	12.78%	\$35,805	14.79%	\$135,908	56.12%	\$13,066	★★★★★
VFW Post 295 South St. Paul	South St. Paul	00052	\$1,155,002	\$930,613	\$224,389	\$116,629	51.98%	\$34,510	15.38%	\$28,113	12.53%	\$29,559	13.17%	\$92,182	41.08%	\$35,697	★★★★
VFW Post 3289 New York Mills	New York Mills	00401	\$855,819	\$703,746	\$152,073	\$96,516	63.47%	\$23,597	15.52%	\$20,803	13.68%	\$16,758	11.02%	\$61,157	40.22%	\$17,299	★★★★
VFW Post 363 Fridley	Fridley	00552	\$832,313	\$663,863	\$168,450	\$117,497	69.75%	\$2,374	1.41%	\$30,102	17.87%	\$20,808	12.35%	\$53,284	31.63%	\$4,694	★★★
VFW Post 3723 Owatonna	Owatonna	00379	\$846,083	\$677,341	\$168,742	\$90,930	53.89%	\$34,218	20.28%	\$3,273	1.94%	\$31,881	18.89%	\$69,372	41.11%	\$30,397	★★★★

FY2018 Organization Annual Report Summary

by Organization Name

Organization Name	City	License	Gross		Net	Allowable		LAWFUL PURPOSE EXPENDITURES						Retained	Star Rating		
			Receipts	Prizes	Receipts	Expenses	%	Charitable	%	Other	%	Taxes/Fees	%	TOTAL		%	Cash
VFW Post 380 Montevideo	Montevideo	00408	\$897,055	\$781,034	\$116,022	\$63,671	54.88%	\$19,405	16.73%	\$23,685	20.41%	\$19,421	16.74%	\$62,511	53.88%	\$20,737	★★★★★
VFW Post 3817 East Grand Forks	East Grand Forks	00523	\$3,933,902	\$3,332,597	\$601,305	\$285,680	47.51%	\$59,080	9.83%	\$44,227	7.36%	\$162,389	27.01%	\$265,696	44.19%	\$243,901	★★★★★
VFW Post 3828 Kennedy	Kennedy	00956	\$161,320	\$130,442	\$30,878	\$13,159	42.62%	\$2,950	9.55%	\$12,401	40.16%	\$3,437	11.13%	\$18,788	60.84%	\$17,232	★★★★★
VFW Post 3839 Jenkins	Pequot Lakes	02259	\$711,836	\$534,847	\$176,989	\$116,935	66.07%	\$10,018	5.66%	\$29,539	16.69%	\$20,175	11.40%	\$59,732	33.75%	\$3,375	★★★★
VFW Post 3915 Brooklyn Park	Brooklyn Park	00632	\$3,415,813	\$2,992,201	\$423,612	\$218,179	51.50%	\$32,116	7.58%	\$59,440	14.03%	\$134,249	31.69%	\$225,805	53.30%	\$100,288	★★★★★
VFW Post 3922 Wadena	Wadena	01724	\$869,210	\$721,950	\$147,260	\$99,651	67.67%	\$16,885	11.47%	\$16,744	11.37%	\$22,877	15.54%	\$56,506	38.37%	\$100,959	★★★★
VFW Post 3964 Ortonville	Ortonville	03141	\$71,090	\$44,373	\$26,717	\$6,429	24.06%	\$11,910	44.58%	\$11,008	41.20%	\$3,023	11.31%	\$25,941	97.09%	\$6,708	★★★★★
VFW Post 3979 Cloquet	Cloquet	00422	\$825,167	\$701,481	\$123,685	\$61,758	49.93%	\$16,657	13.47%	\$24,549	19.85%	\$16,716	13.51%	\$57,921	46.83%	\$19,576	★★★★★
VFW Post 4046 Shakopee	Shakopee	00293	\$1,473,211	\$1,247,140	\$226,071	\$115,723	51.19%	\$100	0.04%	\$67,724	29.96%	\$53,280	23.57%	\$121,104	53.57%	\$2,543	★★★★★
VFW Post 4086 Wabasha	Wabasha	00369	\$1,043,086	\$843,288	\$199,798	\$95,542	47.82%	\$71,207	35.64%	\$15,843	7.93%	\$43,276	21.66%	\$130,326	65.23%	\$17,478	★★★★★
VFW Post 4114 Spring Valley	Spring Valley	00048	\$767,440	\$633,460	\$133,980	\$88,451	66.02%	\$5,133	3.83%	\$6,504	4.85%	\$16,213	12.10%	\$27,850	20.79%	\$41,443	★★★
VFW Post 4210 Forest Lake	Forest Lake	00272	\$2,096,133	\$1,698,577	\$397,555	\$175,719	44.20%	\$24,656	6.20%	\$72,342	18.20%	\$91,496	23.01%	\$188,494	47.41%	\$41,497	★★★★★
VFW Post 425 Hopkins	Hopkins	00185	\$4,177,311	\$3,667,884	\$509,427	\$210,126	41.25%	\$19,955	3.92%	\$56,727	11.14%	\$156,467	30.71%	\$233,149	45.77%	\$380,303	★★★★★
VFW Post 428 St. Cloud	St. Cloud	00813	\$1,636,241	\$1,383,855	\$252,386	\$103,059	40.83%	\$13,620	5.40%	\$50,020	19.82%	\$52,097	20.64%	\$115,738	45.86%	\$86,945	★★★★★
VFW Post 4393 Northfield	Northfield	00025	\$1,297,946	\$1,035,203	\$262,742	\$102,161	38.88%	\$71,395	27.17%	\$30,035	11.43%	\$55,970	21.30%	\$157,400	59.91%	\$31,340	★★★★★
VFW Post 4452 Cannon Falls	Cannon Falls	00020	\$496,094	\$401,214	\$94,880	\$40,128	42.29%	\$29,761	31.37%	\$11,820	12.46%	\$9,805	10.33%	\$51,386	54.16%	\$20,849	★★★★★
VFW Post 4582 Starbuck	Starbuck	00056	\$1,117,655	\$913,383	\$204,272	\$131,477	64.36%	\$19,752	9.67%	\$16,603	8.13%	\$33,065	16.19%	\$69,419	33.98%	\$26,421	★★★★
VFW Post 4743 Lakefield	Lakefield	00059	\$40,430	\$30,575	\$9,855	\$6,406	65.01%	\$350	3.55%	\$1,646	16.70%	\$1,584	16.07%	\$3,580	36.32%	\$1,528	★★★★
VFW Post 4847 East St. Cloud	St. Cloud	00454	\$1,781,610	\$1,462,857	\$318,753	\$142,557	44.72%	\$29,047	9.11%	\$57,879	18.16%	\$69,709	21.87%	\$156,636	49.14%	\$116,974	★★★★★
VFW Post 4930 Warroad	Warroad	05586	\$399,732	\$334,749	\$64,983	\$41,299	63.55%	\$12,981	19.98%	\$740	1.14%	\$7,090	10.91%	\$20,810	32.02%	\$7,885	★★★★
VFW Post 494 Crystal	Crystal	00155	\$3,729,171	\$3,015,409	\$713,762	\$310,379	43.48%	\$107,077	15.00%	\$98,774	13.84%	\$210,995	29.56%	\$416,847	58.40%	\$117,864	★★★★★
VFW Post 4955 Appleton	Appleton	00098	\$491,180	\$408,061	\$83,119	\$55,008	66.18%	\$9,008	10.84%	\$16,552	19.91%	\$9,319	11.21%	\$34,879	41.96%	\$20,500	★★★★★
VFW Post 5102 Glencoe	Glencoe	00161	\$614,692	\$508,279	\$106,412	\$50,818	47.76%	\$8,582	8.06%	\$34,223	32.16%	\$12,611	11.85%	\$55,417	52.08%	\$33,876	★★★★★
VFW Post 5247 Dawson	Dawson	00973	\$102,745	\$77,519	\$25,226	\$19,450	77.10%	\$2,652	10.51%	\$3,150	12.49%	\$3,732	14.79%	\$9,534	37.79%	-\$1,171	★★★★
VFW Post 5252 Pelican Rapids	Pelican Rapids	02132	\$1,839,347	\$1,552,910	\$286,437	\$180,565	63.04%	\$24,950	8.71%	\$40,186	14.03%	\$62,866	21.95%	\$128,002	44.69%	\$79,774	★★★★★
VFW Post 5460 Watkins	Watkins	03052	\$899,635	\$753,701	\$145,935	\$77,637	53.20%	\$40,390	27.68%	\$1,414	0.97%	\$22,859	15.66%	\$64,663	44.31%	\$61,671	★★★★★
VFW Post 5462 Waconia	Waconia	00411	\$476,004	\$354,674	\$121,330	\$39,327	32.41%	\$16,919	13.94%	\$18,403	15.17%	\$12,200	10.06%	\$47,522	39.17%	\$69,410	★★★★
VFW Post 5518 Elk River	Elk River	01667	\$1,822,649	\$1,550,199	\$272,450	\$119,896	44.01%	\$37,955	13.93%	\$12,204	4.48%	\$66,862	24.54%	\$117,021	42.95%	\$135,996	★★★★★
VFW Post 5555 Richfield	Richfield	00073	\$2,655,125	\$2,231,400	\$423,724	\$213,613	50.41%	\$10,143	2.39%	\$65,553	15.47%	\$113,452	26.77%	\$189,148	44.64%	\$62,382	★★★★★
VFW Post 5727 Zumbrota	Zumbrota	00018	\$1,556,835	\$1,300,867	\$255,968	\$135,019	52.75%	\$27,050	10.57%	\$36,270	14.17%	\$54,656	21.35%	\$117,976	46.09%	\$18,507	★★★★★
VFW Post 6031 Arlington	Arlington	00544	\$601,387	\$505,402	\$95,985	\$43,417	45.23%	\$33,952	35.37%	\$475	0.49%	\$13,190	13.74%	\$47,617	49.61%	\$23,805	★★★★★
VFW Post 612 Fergus Falls	Fergus Falls	00162	\$2,694,642	\$2,212,169	\$482,472	\$267,437	55.43%	\$63,950	13.25%	\$50,524	10.47%	\$118,752	24.61%	\$233,226	48.34%	\$10,935	★★★★★
VFW Post 6206 Menahga	Menahga	00132	\$579,164	\$458,391	\$120,772	\$63,294	52.41%	\$40,092	33.20%	\$15,082	12.49%	\$12,588	10.42%	\$67,762	56.11%	\$50,929	★★★★★
VFW Post 6208 Prior Lake	Prior Lake	00295	\$731,763	\$568,402	\$163,361	\$42,244	25.86%	\$35,368	21.65%	\$62,455	38.23%	\$17,854	10.93%	\$115,676	70.81%	\$52,322	★★★★★
VFW Post 6316 Blaine	Blaine	01298	\$2,643,114	\$2,192,005	\$451,109	\$195,599	43.36%	\$18,105	4.01%	\$78,379	17.37%	\$146,246	32.42%	\$242,730	53.81%	\$82,144	★★★★★

FY2018 Organization Annual Report Summary

by Organization Name

Organization Name	City	License	Gross		Net	Allowable		LAWFUL PURPOSE EXPENDITURES						Retained	Star Rating		
			Receipts	Prizes	Receipts	Expenses	%	Charitable	%	Other	%	Taxes/Fees	%	TOTAL		%	Cash
VFW Post 6587 Spring Lake Park	Spring Lake Park	00027	\$1,121,821	\$939,717	\$182,104	\$132,995	73.03%	\$2,642	1.45%	\$31,735	17.43%	\$30,696	16.86%	\$65,073	35.73%	\$356	★★★
VFW Post 6690 Mendota	Mendota	00629	\$2,539,897	\$2,235,934	\$303,963	\$135,927	44.72%	\$36,313	11.95%	\$28,738	9.45%	\$93,232	30.67%	\$158,284	52.07%	\$21,104	★★★★★
VFW Post 6992 Sauk Rapids	Sauk Rapids	00424	\$1,368,657	\$1,097,708	\$270,949	\$94,024	34.70%	\$49,462	18.26%	\$29,524	10.90%	\$44,975	16.60%	\$123,962	45.75%	\$121,159	★★★★★
VFW Post 7050 Melrose	Melrose	00297	\$197,805	\$164,897	\$32,908	\$17,759	53.97%	\$15,327	46.57%	\$445	1.35%	\$4,201	12.77%	\$19,973	60.69%	\$12,238	★★★★★
VFW Post 7051 West Metro	Crystal	00159	\$3,555	\$1,890	\$1,665	\$778	46.69%	\$1,888	113.37%	\$0	0.00%	\$746	44.80%	\$2,634	158.17%	\$13,979	★★★★★
VFW Post 723 Baudette	Baudette	00482	\$602,878	\$540,236	\$62,642	\$29,355	46.86%	\$16,779	26.79%	\$18,712	29.87%	\$8,573	13.69%	\$44,064	70.34%	\$39,248	★★★★★
VFW Post 7266 New Auburn	New Auburn	00521	\$375,245	\$300,440	\$74,805	\$48,259	64.51%	\$15,489	20.71%	\$1,456	1.95%	\$7,457	9.97%	\$24,402	32.62%	\$21,230	★★★★
VFW Post 742 Marshall	Marshall	01204	\$469,716	\$378,376	\$91,340	\$65,773	72.01%	\$19,344	21.18%	\$0	0.00%	\$10,790	11.81%	\$30,134	32.99%	\$8,123	★★★★
VFW Post 7555 Roseville	Roseville	00017	\$2,320,421	\$1,965,451	\$354,970	\$181,784	51.21%	\$10,621	2.99%	\$53,682	15.12%	\$88,216	24.85%	\$152,519	42.97%	\$41,539	★★★★★
VFW Post 7662 Farmington	Farmington	00053	\$489,687	\$409,306	\$80,381	\$39,430	49.05%	\$9,935	12.36%	\$17,245	21.45%	\$8,389	10.44%	\$35,569	44.25%	\$21,865	★★★★★
VFW Post 7902 Osakis	Osakis	00375	\$2,119,468	\$1,810,564	\$308,903	\$192,736	62.39%	\$38,283	12.39%	\$30,021	9.72%	\$63,027	20.40%	\$131,331	42.52%	\$46,791	★★★★★
VFW Post 8144 Hoyt Lakes	Hoyt Lakes	00388	\$135,088	\$119,547	\$15,541	\$8,835	56.85%	\$1,042	6.71%	\$2,802	18.03%	\$2,563	16.49%	\$6,407	41.23%	\$6,970	★★★★★
VFW Post 8508 Akeley	Akeley	01308	\$107,692	\$89,339	\$18,353	\$17,321	94.38%	\$300	1.63%	\$4,905	26.73%	\$3,258	17.75%	\$8,463	46.11%	\$1,314	★★★★★
VFW Post 8663 Roseau	Roseau	00014	\$458,960	\$353,042	\$105,918	\$75,817	71.58%	\$17,431	16.46%	\$10,742	10.14%	\$11,402	10.76%	\$39,575	37.36%	\$26,639	★★★★
VFW Post 8729 Lake City	Lake City	00204	\$536,333	\$434,604	\$101,729	\$34,945	34.35%	\$14,661	14.41%	\$31,531	30.99%	\$12,764	12.55%	\$58,956	57.95%	\$60,333	★★★★★
VFW Post 8731 Monticello	Monticello	00357	\$7,064,078	\$6,035,681	\$1,028,396	\$413,566	40.21%	\$102,077	9.93%	\$103,834	10.10%	\$332,168	32.30%	\$538,078	52.32%	\$214,361	★★★★★
VFW Post 8752 Cottage Grove	Cottage Grove	00158	\$1,212,715	\$997,480	\$215,235	\$110,834	51.49%	\$21,588	10.03%	\$47,491	22.06%	\$36,801	17.10%	\$105,880	49.19%	\$13,895	★★★★★
VFW Post 906 Hutchinson	Hutchinson	00125	\$2,523,715	\$2,061,330	\$462,385	\$198,666	42.97%	\$72,819	15.75%	\$62,286	13.47%	\$117,511	25.41%	\$252,616	54.63%	\$113,237	★★★★★
VFW Post 9073 Randall	Randall	00166	\$218,512	\$179,858	\$38,654	\$18,502	47.87%	\$4,465	11.55%	\$7,440	19.25%	\$4,536	11.74%	\$16,442	42.54%	\$24,134	★★★★★
VFW Post 936 Alexandria	Alexandria	00042	\$2,317,970	\$2,010,500	\$307,470	\$173,884	56.55%	\$45,635	14.84%	\$43,814	14.25%	\$71,953	23.40%	\$161,402	52.49%	\$31,398	★★★★★
VFW Post 9433 Rosemount	Rosemount	00187	\$984,200	\$830,859	\$153,341	\$77,228	50.36%	\$20,095	13.10%	\$28,730	18.74%	\$26,699	17.41%	\$75,524	49.25%	\$25,039	★★★★★
VFW Post 950 Mankato	Mankato	00038	\$859,760	\$728,911	\$130,849	\$63,705	48.69%	\$300	0.23%	\$34,541	26.40%	\$22,420	17.13%	\$57,261	43.76%	\$18,896	★★★★★
VFW Post 9625 Coon Rapids	Coon Rapids	00009	\$1,816,094	\$1,524,717	\$291,377	\$132,133	45.35%	\$36,758	12.62%	\$57,089	19.59%	\$68,127	23.38%	\$161,975	55.59%	\$21,868	★★★★★
VFW Post 9641 Littlefork	Littlefork	00072	\$53,398	\$39,885	\$13,513	\$9,168	67.85%	\$428	3.17%	\$1,858	13.75%	\$2,085	15.43%	\$4,371	32.35%	\$2,300	★★★★
Vietnam Veterans of America Chapter 639	South St. Paul	05497	\$631,671	\$523,710	\$107,961	\$61,149	56.64%	\$32,603	30.20%	\$0	0.00%	\$10,971	10.16%	\$43,573	40.36%	\$11,675	★★★★★
Village of Franklin Firemen's Relief	Franklin	04852	\$127,357	\$92,605	\$34,752	\$16,995	48.90%	\$7,500	21.58%	\$0	0.00%	\$5,293	15.23%	\$12,793	36.81%	\$13,620	★★★★
Villard Firemen's Relief Association	Villard	02260	\$412,515	\$338,310	\$74,205	\$41,876	56.43%	\$32,600	43.93%	\$0	0.00%	\$7,742	10.43%	\$40,342	54.37%	\$17,076	★★★★★
Voiture Locale 327 40/8 Olmsted County	Rochester	00803	\$118,854	\$91,187	\$27,667	\$11,615	41.98%	\$7,354	26.58%	\$0	0.00%	\$2,757	9.96%	\$10,111	36.55%	\$12,140	★★★★
Voyageur Trail Society	Crane Lake	04453	\$1,154,035	\$935,651	\$218,384	\$132,734	60.78%	\$25,000	11.45%	\$0	0.00%	\$46,431	21.26%	\$71,431	32.71%	\$42,845	★★★★
Wabasha Fire Relief	Wabasha	04243	\$438,697	\$362,239	\$76,458	\$40,600	53.10%	\$20,450	26.75%	\$0	0.00%	\$9,214	12.05%	\$29,664	38.80%	\$14,306	★★★★
Wabasso Lions Club	Wabasso	02013	\$122,012	\$87,569	\$34,443	\$12,275	35.64%	\$11,650	33.82%	\$0	0.00%	\$3,809	11.06%	\$15,459	44.88%	\$18,655	★★★★★
Waconia Fire Relief Assoc	Waconia	02775	\$712,148	\$571,692	\$140,456	\$75,606	53.83%	\$32,303	23.00%	\$0	0.00%	\$19,840	14.13%	\$52,143	37.12%	\$32,331	★★★★
Waldorf Firemen's Relief Assoc	Waldorf	02321	\$132,996	\$106,345	\$26,651	\$21,946	82.35%	\$5,250	19.70%	\$0	0.00%	\$3,127	11.73%	\$8,377	31.43%	\$19,848	★★★★
Walnut Grove Area Loggers	Walnut Grove	36713	\$147,985	\$116,135	\$31,849	\$20,305	63.75%	\$11,758	36.92%	\$0	0.00%	\$4,164	13.08%	\$15,923	49.99%	\$9,433	★★★★★
Wanamingo Firefighters Relief Assoc	Wanamingo	05278	\$404,878	\$336,072	\$68,806	\$34,296	49.85%	\$21,950	31.90%	\$0	0.00%	\$6,818	9.91%	\$28,768	41.81%	\$21,457	★★★★★

FY2018 Organization Annual Report Summary

by Organization Name

Organization Name	City	License	Gross		Net	Allowable		LAWFUL PURPOSE EXPENDITURES						Retained	Star Rating		
			Receipts	Prizes	Receipts	Expenses	%	Charitable	%	Other	%	Taxes/Fees	%	TOTAL		%	Cash
Warren Pony Sports Booster Club	Warren	02599	\$2,188,837	\$1,826,871	\$361,966	\$134,706	37.22%	\$124,500	34.40%	\$0	0.00%	\$103,939	28.72%	\$228,439	63.11%	\$31,260	★★★★★
Warrior Club Inc.	Winona	03711	\$1,816,449	\$1,534,449	\$282,000	\$133,937	47.50%	\$66,575	23.61%	\$0	0.00%	\$62,842	22.28%	\$129,417	45.89%	\$19,571	★★★★
Warroad Area Community Center	Warroad	02889	\$424,200	\$342,348	\$81,852	\$35,139	42.93%	\$19,700	24.07%	\$0	0.00%	\$8,439	10.31%	\$28,139	34.38%	\$74,223	★★★
Waseca Hockey Association	Waseca	02258	\$5,089,112	\$4,211,490	\$877,622	\$456,567	52.02%	\$118,253	13.47%	\$0	0.00%	\$279,164	31.81%	\$397,417	45.28%	\$180,255	★★★★
Waseca Sleigh And Cutter Festival Associa	Waseca	33569	\$981,015	\$810,730	\$170,285	\$107,763	63.28%	\$32,272	18.95%	\$0	0.00%	\$32,095	18.85%	\$64,367	37.80%	\$21,904	★★★
Waterford Warriors Snowmobile Club	Northfield	04987	\$1,188,517	\$1,012,631	\$175,886	\$91,081	51.78%	\$48,407	27.52%	\$0	0.00%	\$27,124	15.42%	\$75,531	42.94%	\$27,628	★★★★
Watertown Lions Club	Watertown	01473	\$705,704	\$597,856	\$107,848	\$52,332	48.52%	\$43,721	40.54%	\$200	0.19%	\$11,895	11.03%	\$55,816	51.75%	\$35,158	★★★★★
Waterville Lions Club	Waterville	02108	\$2,137,087	\$1,746,587	\$390,500	\$242,715	62.16%	\$66,760	17.10%	\$1,000	0.26%	\$95,082	24.35%	\$162,843	41.70%	\$4,922	★★★★
Watkins Baseball Club	Watkins	47010	\$541,302	\$449,100	\$92,202	\$44,122	47.85%	\$10,000	10.85%	\$9,876	10.71%	\$9,188	9.97%	\$29,064	31.52%	\$42,252	★★★
Watkins Lions Club	Watkins	01608	\$558,616	\$458,306	\$100,310	\$51,876	51.72%	\$35,820	35.71%	\$100	0.10%	\$10,916	10.88%	\$46,836	46.69%	\$11,521	★★★★
Waverly Lions Club	Waverly	02508	\$593,707	\$503,909	\$89,798	\$44,781	49.87%	\$19,430	21.64%	\$0	0.00%	\$12,088	13.46%	\$31,518	35.10%	\$24,903	★★★
Wayzata Lions Club	Plymouth	02789	\$3,893,292	\$3,414,188	\$479,104	\$193,455	40.38%	\$151,000	31.52%	\$0	0.00%	\$141,653	29.57%	\$292,653	61.08%	\$41,486	★★★★★
Webster Sports & Recreation Association	Webster	01797	\$114,464	\$91,728	\$22,736	\$12,640	55.60%	\$5,500	24.19%	\$0	0.00%	\$2,813	12.37%	\$8,313	36.56%	\$15,240	★★★
Wells Creek Riders Snowmobile Club	Lake City	05333	\$145,796	\$109,611	\$36,185	\$18,355	50.73%	\$4,394	12.14%	\$5,000	13.82%	\$4,449	12.30%	\$13,844	38.26%	\$24,957	★★★
West Concord Historical Society	West Concord	05622	\$346,049	\$283,164	\$62,886	\$27,490	43.71%	\$19,000	30.21%	\$0	0.00%	\$8,644	13.75%	\$27,644	43.96%	\$16,960	★★★★
West Metro Fire Rescue District Firefighter	Crystal	03272	\$6,003,862	\$5,079,685	\$924,177	\$511,819	55.38%	\$142,350	15.40%	\$0	0.00%	\$277,412	30.02%	\$419,762	45.42%	\$20,757	★★★★
West St. Paul Commercial Club	Inver Grove Heigh	01042	\$2,553,491	\$2,144,516	\$408,975	\$203,629	49.79%	\$74,383	18.19%	\$0	0.00%	\$120,877	29.56%	\$195,261	47.74%	\$158,771	★★★★
Westbrook Firemen's Relief Assoc	Westbrook	03444	\$1,218,796	\$1,047,528	\$171,268	\$88,125	51.45%	\$37,560	21.93%	\$0	0.00%	\$30,301	17.69%	\$67,861	39.62%	\$27,908	★★★
White Bear Avenue Business Association	North St. Paul	04785	\$4,270,381	\$3,670,373	\$600,008	\$356,972	59.49%	\$36,040	6.01%	\$0	0.00%	\$193,088	32.18%	\$229,128	38.19%	\$52,484	★★★
White Bear Lake Area Hockey Assoc	White Bear Lake	03111	\$19,956,711	\$16,813,433	\$3,143,278	\$1,700,870	54.11%	\$333,899	10.62%	\$0	0.00%	\$1,075,969	34.23%	\$1,409,868	44.85%	\$331,520	★★★★
White Bear Lake Basketball Assoc	White Bear Lake	04934	\$505,157	\$421,061	\$84,095	\$48,093	57.19%	\$19,000	22.59%	\$0	0.00%	\$9,760	11.61%	\$28,760	34.20%	\$26,653	★★★
White Bear Lake Lions Club	White Bear Lake	02378	\$4,420,217	\$3,708,063	\$712,155	\$350,041	49.15%	\$106,045	14.89%	\$94,747	13.30%	\$135,704	19.06%	\$336,496	47.25%	\$40,774	★★★★
Whitewater Trailblazers Snowmobile Club	Utica	05041	\$152,661	\$107,877	\$44,784	\$17,046	38.06%	\$5,219	11.65%	\$30,000	66.99%	\$6,102	13.62%	\$41,321	92.27%	\$15,185	★★★★★
Wildlife Habitat Conservation Society of Mc	Hutchinson	03534	\$853,904	\$736,445	\$117,459	\$85,039	72.40%	\$19,845	16.90%	\$0	0.00%	\$16,442	14.00%	\$36,287	30.89%	\$3,828	★★★
Wildwood Lions Club	Willernie	36196	\$1,879,660	\$1,509,069	\$370,592	\$190,144	51.31%	\$79,518	21.46%	\$0	0.00%	\$97,654	26.35%	\$177,172	47.81%	\$21,883	★★★★
Willow River Commercial Club	Willow River	02353	\$251,466	\$214,660	\$36,806	\$22,707	61.69%	\$9,475	25.74%	\$0	0.00%	\$4,123	11.20%	\$13,598	36.94%	\$5,143	★★★
Winsted Volunteer Fire Dept Relief Assoc	Winsted	03088	\$1,049,944	\$882,445	\$167,499	\$101,118	60.37%	\$44,278	26.43%	\$0	0.00%	\$25,675	15.33%	\$69,953	41.76%	\$30,071	★★★★
Winthrop Honor Guard	Winthrop	36034	\$369,491	\$282,813	\$86,678	\$50,564	58.34%	\$20,583	23.75%	\$7,722	8.91%	\$9,059	10.45%	\$37,364	43.11%	\$25,092	★★★★
Wolf Lake Lions Club	Wolf Lake	01807	\$746,712	\$631,688	\$115,024	\$86,963	75.60%	\$16,010	13.92%	\$0	0.00%	\$18,840	16.38%	\$34,850	30.30%	\$30,629	★★★
Wolf Lake Wolf Pack Baseball Inc	Menahga	02516	\$2,255,488	\$1,826,263	\$429,224	\$226,652	52.80%	\$28,276	6.59%	\$0	0.00%	\$110,299	25.70%	\$138,575	32.29%	\$107,723	★★★
Wood City Riders Snowmobile Club	Cloquet	05353	\$710,986	\$575,011	\$135,975	\$63,431	46.65%	\$45,000	33.09%	\$0	0.00%	\$24,178	17.78%	\$69,178	50.88%	\$39,642	★★★★★
Woodbury Area Hockey Club	Woodbury	03029	\$1,838,411	\$1,520,307	\$318,104	\$151,432	47.60%	\$69,240	21.77%	\$0	0.00%	\$81,847	25.73%	\$151,087	47.50%	\$45,834	★★★★
Woodbury Athletic Assoc	Woodbury	02274	\$4,567,904	\$3,896,305	\$671,599	\$297,372	44.28%	\$145,000	21.59%	\$0	0.00%	\$219,308	32.65%	\$364,308	54.24%	\$151,537	★★★★★
Worthington Hockey Assoc	Reading	03054	\$284,642	\$190,471	\$94,171	\$29,278	31.09%	\$60,949	64.72%	\$0	0.00%	\$10,199	10.83%	\$71,148	75.55%	\$21,017	★★★★★
Worthington Optimist Club	Worthington	02207	\$703,969	\$597,529	\$106,440	\$64,299	60.41%	\$28,007	26.31%	\$0	0.00%	\$14,430	13.56%	\$42,437	39.87%	\$22,477	★★★

FY2018 Organization Annual Report Summary

by Organization Name

Organization Name	City	License	Gross Receipts	Prizes	Net Receipts	Allowable Expenses	%	LAWFUL PURPOSE EXPENDITURES						Retained Cash	Star Rating		
								Charitable	%	Other	%	Taxes/Fees	%			TOTAL	%
Zimmerman Fire Department Relief Assoc	Zimmerman	02221	\$5,516,696	\$4,670,297	\$846,399	\$350,229	41.38%	\$232,122	27.42%	\$1,000	0.12%	\$255,723	30.21%	\$488,844	57.76%	\$60,214	★★★★★
Zumbro Falls Fire Dept Relief Assoc	Zumbro Falls	02850	\$1,833,976	\$1,543,721	\$290,256	\$123,013	42.38%	\$110,795	38.17%	\$250	0.09%	\$64,801	22.33%	\$175,846	60.58%	\$42,870	★★★★★
TOTAL			\$1,985,873,558	\$1,673,476,991	\$312,396,567	\$154,873,293	49.58%	\$59,557,479	19.06%	\$10,695,352	3.42%	\$80,977,930	25.92%	\$151,230,761	48.41%	\$52,152,743	