

Minnesota Community Action 2019 Annual Report

Helping People, Changing Lives

Community Action changes people's lives,
embodies the spirit of hope,
improves communities,
and makes America a better place to live.

We care about the entire community
and we are dedicated to helping people
help themselves and each other.




Table of Contents

Introduction	3
About this Report	5
Message from the Minnesota Community Action Partnership	6
Minnesota Community Action Network Map	7
Message from the Office of Economic Opportunity, MN DHS	8
Guiding Principles for Partnership	9
 Community Action Information and Summary	 11
Community Action History and Information	12
Poverty and Economic Insecurity in Minnesota	16
Community Action Participant Demographics	18
Minnesota Community Action Funding Sources	21
Community Action Financial Leveraging Summary	22
Results Oriented Management and Accountability (ROMA)	24
Selected Family Results	25
Selected Community and Agency Results	27
Community Action Agency Programs and Services Results	28
Community Action Programs and Services Descriptions	30
 Community Action Programs and Services	 35
Creating Opportunities, Strengthening Families	36
Head Start	38
Energy Assistance and Weatherization	39
Jobs and Employment Supports	40
Child and Youth Development	42
Transportation	44
Financial Education and Asset Building	46
Housing Stability	48
Community Building	50
Nutrition and Health	52
Emergency Services	54
2018 Best and Promising Practices	56
Community Action Leadership Institute (CALI)	59
 Tribal Government Community Action Program Information	 60
Bois Forte Band of Chippewa	64
Fond Du Lac Band of Lake Superior Chippewa	66
Grand Portage Band of Lake Superior Chippewa	68
Leech Lake Band of Ojibwe	70
Lower Sioux Indian Community	72
Mille Lacs Band of Ojibwe Indians	74
Red Lake Band of Chippewa Indians	76
Upper Sioux Community	78
White Earth Nation	80

Community Action Agency Information and Results	83
Anoka County Community Action Program	84
Arrowhead Economic Opportunity Agency.....	86
Bi-County Community Action Programs.....	88
Community Action Duluth.....	90
Community Action Partnership of Hennepin County	92
Community Action Partnership of Ramsey and Washington Counties	94
Community Action Partnership of Scott, Carver, and Dakota Counties.....	96
Inter-County Community Council.....	98
KOOTASCA Community Action	100
Lakes and Pines Community Action Council.....	102
Lakes and Prairies Community Action Partnership	104
Mahube-Otwa Community Action Partnership.....	106
Minnesota Valley Action Council.....	108
Northwest Community Action	110
Prairie Five Community Action Council	112
Semcac	114
Southwestern Minnesota Opportunity Council	116
Three Rivers Community Action.....	118
Tri-County Action Programs	120
Tri-County Community Action Partnership	122
Tri-Valley Opportunity Council	124
United Community Action Partnership	126
West Central Minnesota Communities Action	128
Wright County Community Action	130
 Reference and Contact Information	 133
Commonly Used Acronyms	134
Minnesota Community Action Partnership.....	135
Office of Economic Opportunity, MN Department of Human Services.....	135
Minnesota Community Action Partners.....	136
National Community Action Partners and Associations.....	137
Minnesota Head Start Programs	138
Minnesota Energy Assistance Programs	141
Minnesota Weatherization Programs	144
Minnesota Economic Opportunity Act.....	147
Minnesota Community Action Programs State Rule	150

Introduction



About this Report

The Promise of Community Action

*Community Action changes people's lives,
embodies the spirit of hope, improves communities,
and makes America a better place to live.
We care about the entire community, and
we are dedicated to helping people help
themselves and each other.*

The 24 Community Action Agencies and 11 Tribal Governments of the Minnesota Community Action network work with this promise in mind every day. This report reflects the efforts and success stories of Minnesota's Community Action network and the individuals and families changing their lives through Community Action.

The Community Action Network provides varied services that are integrated and coordinated to address barriers to economic self-sufficiency. Each organization assesses needs, establishes priorities, determines strategies to address local poverty issues, and delivers a broad range of services to create economic opportunity and strengthen self-reliance. This multi-faceted approach distinguishes Community Action programs from other anti-poverty efforts and maximizes the likelihood that individuals and families will become self-sufficient.

Funding for the Community Action network comes from the federal Community Services Block Grant (CSBG) and the state Minnesota Community Action Grant. The Office of Economic Opportunity (OEO) in the Minnesota Department of Human Services administers this funding. Together, the Minnesota Community Action Partnership (MinnCAP) and the Office of Economic Opportunity provide support to build the network's capacity to help Minnesotans achieve economic security and stability.

Minnesota's Community Action network leveraged \$7.6 million in federal Community Services Block Grant funding and \$3.9 million in state Minnesota Community Action Grant funding to:

- **Help 440,100 people in 172,600 families with low incomes receive services to become more self-sufficient.**
- **Leverage \$297 million in additional funding sources to deliver effective programs and services.**
- **Engage more than 20,500 community volunteers in nearly 1.8 million hours of volunteer service.**



To the Community Action Network,

I am pleased to share with you the 2019 Minnesota Community Action Report. It highlights the innovation, perseverance and accomplishments that can only happen by working together.

We continue to hear the buzz about “big data” and how it used by the government to analyze trends, interactions and patterns. I would say that the information that you find in this report captures the human qualities of Community Action. You will read about people that have been impacted by the selfless acts of others and of lives that have been changed.

Community Action is much bigger than all of us and sends out ripples of hope to everyone it reaches. It may be the extra resources to stretch the budget or the shoulder to cry on when tragedy strikes. Our communities know that we are here for them and that we are the voice for the voiceless.

May your commitment to the people we serve be renewed as you read through the next few pages. These stories have real impact and it would not happen if people were not committed to making this world a better place.

I believe the future of Community Action lies in the strength and passion of the network. Thank you for all your efforts and know that you are making a difference one person at time.

All the Best,
Wayne D. Stenberg, Chair
Minnesota Community Action Partnership
www.minncap.org

Northwest Community Action

Kootasca Community Action

Arrowhead Economic Opportunity Agency

Community Action Duluth

Lakes & Pines Community Action Council

Anoka CAP

Wright County CA

Three Rivers Community Action

Minnesota Valley Action Council

Semcac

Southwest Minnesota Opportunity Council

United Community Action Partnership

Prairie Five Community Action

West Central Minnesota Communities Action

Tri-County Community Action Partnership (TCCAP)

Tri-County Action Programs (Tri-CAP)

Mahube-Otwa Community Action Partnership

Lakes & Prairies Community Action Partnership

Tri-Valley Opportunity Council

Inter-County Community Council

Bi-County Community Action

Tribal Government Offices

1. Bois Forte
2. Fond du Lac
3. Grand Portage
4. Leech Lake
5. Lower Sioux
6. Mille Lacs
7. Prairie Island
8. Red Lake
9. Shakopee-Mdewakanton
10. Upper Sioux
11. White Earth

Community Action Partnership of Ramsey and Washington Counties

Community Action Partnership of Hennepin County

Community Action Partnership of Scott, Carver and Dakota Counties



Dear Friends of Community Action,

This report provides an opportunity to reflect on the significant leadership, accomplishments, and impact of the Community Action network in Minnesota. The promise of Community Action is to change people's lives, embody the spirit of hope, improve communities, and make America a better place to live. We care about the entire community and are dedicated to helping people help themselves and each other. For more than 50 years, the work of Community Action has embodied this promise.

Today, Minnesota Community Action engages 11 Tribal Nations, 24 Community Action Agencies, community partners, and individual community members in its high-performing network. Every day Minnesota's Community Action network works toward the achievement of three core goals:

Individuals and families with low incomes are stable and achieve economic security.

Communities where people with low incomes live are healthy and offer economic opportunity.

People with low incomes are engaged and active in building opportunities in communities.

In 2018, the national Community Action network leveraged its legacy of innovation and accountability by implementing the next generation of performance measurement and results oriented management. Across the state, the network is now employing Organizational Standards and enhanced National Performance Indicators for individuals, families, and communities. These efforts will increase the ability of local Community Action programs to build local solutions specific to local needs.

To address the opportunities and challenges that Minnesotans in need face every day, we continue the work strengthening families and increasing opportunities for all, affirming the dignity and value of all people. Thank you to the staff, boards of directors, volunteers, and program participants who do the work of Community Action every day – and to all those who help make Minnesota's Community Action network a valuable resource in each of your communities.

Yours in Action,
Francie Mathes, Director
Office of Economic Opportunity
Minnesota Department of Human Services
mn.gov/dhs

Guiding Principles for Partnership

The Office of Economic Opportunity, Minnesota Department of Human Services has adopted five guiding principles in an effort to form meaningful and constructive partnerships. We believe that these principles will set a positive tone for working together. They are: Mutual Respect, Open Communication, Joint Problem Solving, Valuing Diversity and an Ethical Code of Conduct.

Mutual Respect

In working together, we will value and recognize the unique knowledge, ability and independence of each person. We are committed to treating all persons with equity and maintaining credibility by matching actions with words.

Open Communication

Effective communication is key in facilitating good working relationships. We are committed to keeping lines of communication open. We intend to communicate frequently, are open to you contacting us and are committed to listening to gain an understanding of your operations and assist you in pursuing your priorities.

Joint Problem-Solving

We believe that collectively we can arrive at the best solution to any situation, through a joint approach to problem solving. We aim to promote an environment in which we and our partners will be open to change and can work together in exploring options and developing mutually agreeable solutions. We have the responsibility to support agencies to function independently as they meet the needs of local communities within the parameters set by legislation.

Valuing Diversity

As an ally in state government we have a responsibility to support the many diverse cultures, perspectives, and abilities of people living in poverty. We support the value of all forms of diversity as community and individual assets, and ensure that we portray the diversity of people experiencing poverty in our work and daily decision-making.

Ethical Code of Conduct

Honesty and integrity are the foundation of our work. As stewards of public resources and trust, together we will comply with applicable laws, and act honestly and ethically.



Community Action History and Information

Community Action History and Information

Community Action History in Minnesota

- May 27, 1963: The Minnesota Legislature passes legislation creating the Minnesota Indian Affairs Commission (today known as the Minnesota Indian Affairs Council).
- March 16, 1964: President Lyndon B. Johnson declares an unconditional War on Poverty in the United States of America. The Economic Opportunity Act is introduced in Congress.
- August 20, 1964: President Johnson signs the Economic Opportunity Act establishing the Federal Office of Economic Opportunity (OEO) and programs such as Community Action, Head Start, VISTA, and Job Corps.
- 1965: The Minnesota Office of Economic Opportunity is created and by year-end nearly all Minnesota counties are served by a newly formed Community Action Agency (CAA).
- 1967: Sponsored by Rep. Al Quie (R-MN), Congress passes the Quie Amendment stipulating that 1/3 of CAA governing boards be composed of elected officials, 1/3 private sector representatives, and the remaining 1/3 low income representatives. The Green Amendment also passes, stipulating that local elected officials have authority to designate the official CAA for their area.

What is a Community Action Agency?

Community Action Agencies (or Community Action Programs) are private nonprofit or public organizations created by the Economic Opportunity Act of 1964 to combat poverty. Tribal Governments are designated as eligible entities in the federal Community Services Block Grant (CSBG) Act and receive Minnesota Community Action funding.

While Community Services Block Grant (CSBG) and Minnesota Community Action Grant (MCAG) funding can be a small percentage of a Community Action Agency or Community Action Program's budget, this funding provides 100% of Community Action's identity and core mission.

Purpose and Mission

Since President Johnson's 1964 call to arms, Community Action has effectively lifted Americans out of poverty and into the American Dream. The Community Action Network focuses on three key anti-poverty goals.

- Goal 1: Individuals and families with low incomes are stable and achieve economic security.
- Goal 2: Communities where people with low incomes live are healthy and offer economic opportunity.
- Goal 3: People with low incomes are engaged and active in building opportunities in communities.

To reduce poverty in communities, Community Action works to better focus available local, private, state, and federal resources to help low-income people acquire useful skills and knowledge, access new opportunities, and achieve economic self-sufficiency.

Structure

A Community Action Agency:

- Has received designation as a Community Action Agency either from the local government under the provisions of the Economic Opportunity Act of 1964, or from the state under the Community Services Block Grant Act of 1981, as amended; (For CSBG enabling language visit: http://www.acf.hhs.gov/programs/ocs/csbgs/pdf/csbgs_law_508.pdf).
- Has a governing tripartite board as described in the next section.

NOTE: Tribal Governments are designated as eligible entities for CSBG funding. As sovereign nations, they are not mandated to have a tripartite board.

Governance: Maximum Feasible Participation

The Economic Opportunity Act called for the poor to have “maximum feasible participation” in identifying problems and developing solutions to poverty. Local citizens govern local Community Action Agencies. Community Action governance embraces the principle of “maximum feasible participation” by people experiencing poverty. The board of directors of Community Action Agencies have a unique mandate to have a tripartite board including the following membership.

- At least one-third of members must be democratically selected representatives of low-income individuals and families.
- Exactly one-third must be elected officials, holding office at their time of selection, or their representatives.
- Remaining board members must be chosen from business, industry, labor, religious, law enforcement, education, or other major groups and interests in the community served.

Coordination of Community Resources

Community Action holds that the best way to fight poverty is to coordinate community resources. With the required composition of board structure (low-income citizens, business leaders, government leaders), Community Action has significant opportunities for cross-fertilization that increases community efficiencies and economies of scale..

A Community Action Agency carries out its mission through a variety of means including:

- Community-wide assessments of needs and strengths;
- Comprehensive anti-poverty plans and strategies;
- Provision of a broad range of direct services;
- Mobilization of financial and non-financial resources;
- Advocacy on behalf of low-income people; and,
- Partnerships with other community-based organizations to eliminate poverty.

Community Action in the Social Service Sector

Minnesota's Community Action network includes:35 grantees.

- 24 private nonprofit Community Action Agencies
- 11 Tribal Governments.

Community Action is a major segment of the nonprofit sector in Minnesota with the following characteristics:

- Combined annual budgets of more than \$400 million.
- All CAAs complete an annual independent audit and follow CSBG Organizational Standards.

- September 26, 1969: The Minnesota CAA Executive Directors form the Minnesota CAP Directors Association.

- September 2, 1971: The Minnesota CAP Directors Association is reorganized into the Minnesota CAP Association.

- May 24, 1973: The Minnesota Legislature provides the first state funding for Community Action Agencies. This was done in part to help meet the match requirements of the federal OEO funding program.

- January 5, 1975: President Gerald Ford signs legislation that closes the Federal Office of Economic Opportunity and establishes the Community Services Administration under the Department of Health Education and Welfare (HEW), which will now administer Community Action funding.

- January 1977: The Congressional Budget Office concludes that federal social services programs reduced poverty by 60% during the decade of 1965-1975.

- August 13, 1981: President Ronald Reagan signs the Omnibus Reconciliation Act of 1981 creating the Community Services Block Grant (CSBG) and closing the Community Services Administration.

- 1981: Minnesota responds by passing the Minnesota Community Action Program Act, the first state Community Action legislation in the country.

- May 5, 1994: In response to the 1993 Government Performance and Results Act (GPRA), the CSBG Law is amended to require Community Action Agencies to measure outcomes in promoting self-sufficiency, family stability and community revitalization. Following this amendment, Results-Oriented Management and Accountability (ROMA) is introduced as a framework to measure outcomes.
- October 27, 1998: Public Law 105-285 is signed into law, reauthorizing the Community Services Block Grant (CSBG) and requiring the use of ROMA by all agencies by October 1, 2001.
- 2005: The National Performance Indicators are developed and required by the HHS Office of Community Services as part of the fulfillment of ROMA reporting.
- February 17, 2009: President Barack Obama signs the American Recovery and Reinvestment Act (ARRA), providing the Community Action network with an additional \$1 billion in CSBG funding to help stimulate the economy and to create and maintain jobs.
- 2010: Nationally, CSBG ranks 8th and the Weatherization ranks 9th out of approximately 200 programs in the number of direct jobs created or retained under ARRA for the quarter July 1 - September 30, 2010. CSBG ranked in the top 20 for all 5 quarters.
- 2014: The Community Action network commemorates the 50th Anniversary of the signing of the Economic Opportunity Act and rededicates itself to the work of ending poverty.

Why are Community Action Agencies Unique?

Most poverty-related organizations focus on a specific area of need, such as job training, health care, housing, or economic development. Community Action Agencies reach out to low-income people in their communities, address their multiple needs through a comprehensive approach, develop partnerships with other community organizations, involve low-income clients in the agency's operations, and administer a full range of coordinated programs designed to have a measurable impact on poverty.

Many people are familiar with the programs Community Action delivers. Each local Community Action Agency provides a unique combination of programming to meet locally determined objectives. Well known programs include:

- Energy Assistance, Weatherization & Energy Conservation
- Head Start, Early Head Start, Child Development Programs & Referrals
- Congregate Dining and Meals on Wheels
- Jobs for Youth, Adults & Seniors
- Senior Independent Living Services (SAIL)
- Retired Senior Volunteer Program (RSVP)
- Food Shelves, Nutrition Education Programs, and Supplemental Nutrition Assistance Program (SNAP)
- Housing Construction, Rehabilitation & Assistance
- Family Crisis Services
- Case Management
- Family Assets for Independence in MN (FAIM)
- Financial Education
- Free Tax Preparation, Tax Credit Outreach & Education
- Emergency Shelter & Transitional Housing
- Foreclosure Prevention and Homeownership Support
- Economic Development Business Start-Up
- Advocacy, Education & Outreach
- Transit & Transportation

Partnerships

The Community Action network strives to provide innovative, local solutions to the problems created by poverty and economic insecurity. Local partnerships are central to the services and programs that Community Action delivers. Statewide, Community Action maintains hundreds of formal collaborative relationships in areas, such as Homeless Continuum of Care and Family Service Collaboratives.

Community Involvement and Volunteerism

Community Action taps into Minnesota's long-standing volunteer tradition. Parents, retirees, students, and other community members expand the capacity of local agencies by serving in a variety of volunteer roles, including board members and program volunteers.

In FFY 2017, Minnesota Community Action engaged more than 20,500 community volunteers in nearly 1.8 million hours of volunteer service. Mobilizing community members in volunteer services, community revitalization, and anti-poverty initiatives is an integral strategy of Community Action programs.

Community Action Network Excellence

State and National Networks

The Minnesota Community Action Partnership and the National Community Action Partnership focus support and resources to alleviate poverty through best practices, public education and advocacy. The National Association for State Community Services Programs (NASCSPP) connects and supports state CSBG Offices like Minnesota's Office of Economic Opportunity. Additional national organizations such as CAPLAW and the National Community Action Foundation (NCAF) provide specialized support in areas such as legal, financial management and advocacy. Through the Community Services Block Grant and Minnesota Community Action Grant, agencies join these networks and gain access to training/technical assistance, a wealth of best practice experience, and a powerful coalition of peers

Enhancing Performance Management and Accountability

Community Action's shared mission across Minnesota and the country is to create opportunities and economic security for all Americans. In its efforts to help families and communities thrive and become self-sufficient, the network continually assesses its impact on this mission. Changing levels of poverty, income inequality, and demographics, and an ever stronger need for these efforts, call on the Community Action network to be ever more accountable to its participants and its communities.

Community Action excellence includes CSBG Organizational Standards for agencies for the purpose of ensuring that all CSBG grantees have the capacity to provide high-quality services to low-income individuals and communities. This comprehensive set of Organizational Standards, developed by the CSBG Network for the CSBG Network, are organized in three thematic groups, including nine categories with 58 standards for private nonprofit grantees.

National CSBG Organizational Standards

1. Maximum Feasible Participation

- Consumer Input and Involvement
- Community Engagement
- Community Assessment

2. Vision and Direction

- Organizational Leadership
- Board Governance
- Strategic Planning

3. Operations and Accountability

- Human Resource Management
- Financial Operations and Oversight
- Data and Analysis

Poverty and Economic Insecurity in Minnesota

Minnesota's median household income and unemployment have returned to pre-recession levels. While these measures point to the strength of the state's economy, the poverty rate shows that not all Minnesotans are benefiting from the economic recovery. Both poor and low-income households struggle to make ends meet. The high cost of housing, child care, health care, food, energy, and transportation strain limited household budgets and result in economic insecurity. An unexpected job loss, health problem, or other life change can lead to a crisis pushing an economically insecure household into deeper poverty or even homelessness.

Poverty affects rural and urban communities. Poverty is increasingly suburbanized in the metro area.

Although Minnesota has a lower poverty rate than the national average, across the state there are pockets of poverty. Poverty rates are higher in some rural counties in greater Minnesota, on and near American Indian Reservations, and in the cities of Minneapolis and Saint Paul. The suburbs are now home to the largest and fastest-growing poor population.

Racial disparities in poverty rates and household income persist.

People of color make up the fastest growing segment of Minnesota's population. From 2000 to 2010, 86% of the state's growth could be attributed to people of color. The strength of the state's economy depends on the contributions of all Minnesotans, but across the state people of color are disproportionately more likely to live in poverty and face economic insecurity. Persistent racial disparities in poverty and income mean people of color are more likely to experience economic insecurity than non-Hispanic White Minnesotans.

Children are disproportionately poor.

Children are more likely to be poor in Minnesota. Census data also shows that the youngest children - under age five - experience poverty at higher rates. Minnesota has some of the highest rates of children of color and American Indian children living in poverty in the country. These groups make up nearly two-thirds of the entire child population living in poverty despite being less than 30% of the total child population.

The early years of a child's brain development can be seriously impacted by poor nutrition, unstable housing, toxic environmental stress and other socioeconomic effects of poverty. The long-term developmental effects of poverty can influence a child's entire life with significant social, emotional, behavioral, academic, physical, and adult earning outcomes. Research indicates that low-income children, who live slightly above the poverty line, face similar disparities in education, health and development.

Employment does not guarantee economic security.

Many low-income families find it difficult to achieve economic security through work alone. When jobs pay low wages, offer less than full-time hours, or lack adequate benefits, earned income does not necessarily provide a path out of poverty.

Community Action Addresses Poverty and Economic Security

Today's safety net, which includes public benefits as well as the important programs and services that Community Action provides, help to improve the lives of people living in poverty. Community Action plays an important role in increasing the immediate economic security of children, families, seniors, and working people, as well as providing opportunities for long-term self-sufficiency.

Poverty in Minnesota

Federal Poverty Guidelines

The federal poverty guidelines are issued each year in the Federal Register by the United States Department of Health and Human Services (HHS). The guidelines are adjusted for families of different size.

The poverty guidelines are used in setting eligibility criteria for a number of federal and state programs. Based on eligibility requirements, some programs use a percentage multiple of the guidelines, such as 125%, 150%, 185%, or 200%.

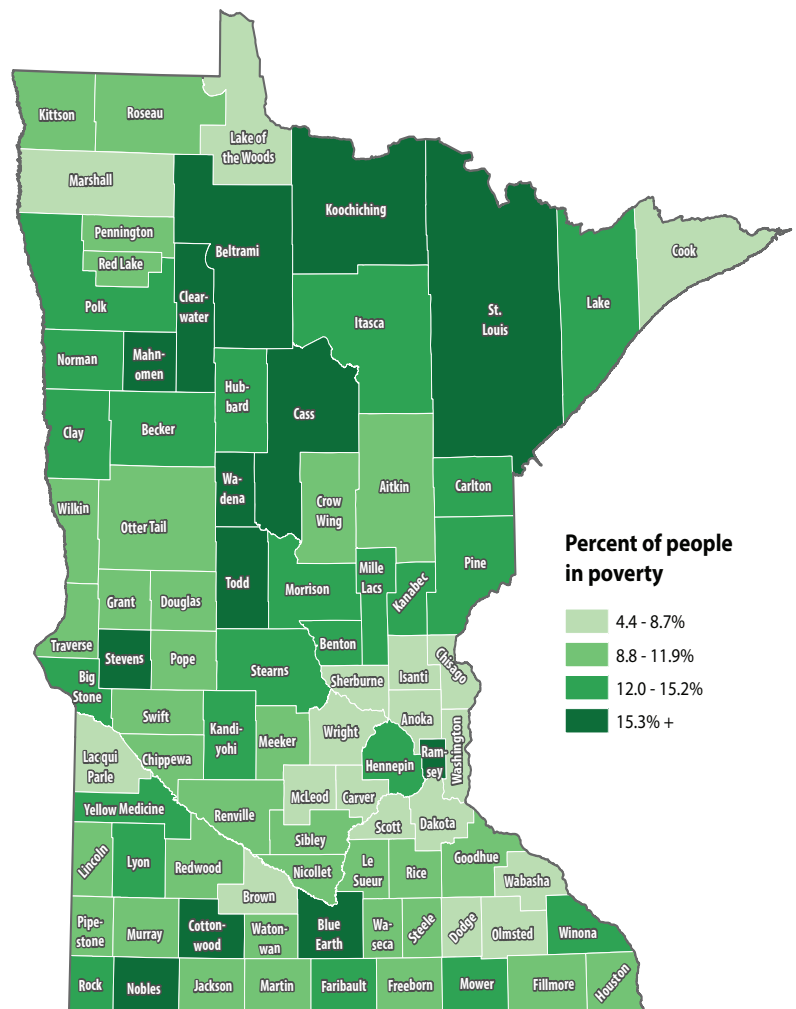
Some examples of federal programs that use the federal poverty guidelines in determining eligibility are:

- Community Services Block Grant (CSBG)
- Head Start
- Individual Development Accounts (IDAs)
- Low-Income Home Energy Assistance Program (LIHEAP)
- National School Lunch and School Breakfast programs
- Supplemental Nutrition Assistance Program (SNAP)
- Supplemental Nutrition Program for Women, Infants & Children (WIC)
- Weatherization Assistance

2019 Federal Poverty Guidelines			
Family Size	48 Contiguous states and D.C.	Alaska	Hawaii
1	\$12,490	\$15,600	\$14,380
2	\$16,910	\$21,130	\$19,460
3	\$21,330	\$26,660	\$24,540
4	\$25,750	\$32,190	\$29,620
5	\$30,170	\$37,720	\$34,700
6	\$34,590	\$43,250	\$39,780
7	\$39,010	\$48,780	\$44,860
8	\$43,430	\$54,310	\$49,940
For each additional person, add:	\$4,420	\$5,530	\$5,080

The 2019 poverty guidelines are in effect as of January 11, 2019. For more information, see the Federal Register Notice for the 2019 Poverty Guidelines published on February 1, 2019.

Minnesota Poverty Rates by County



Community Action Participant Demographics

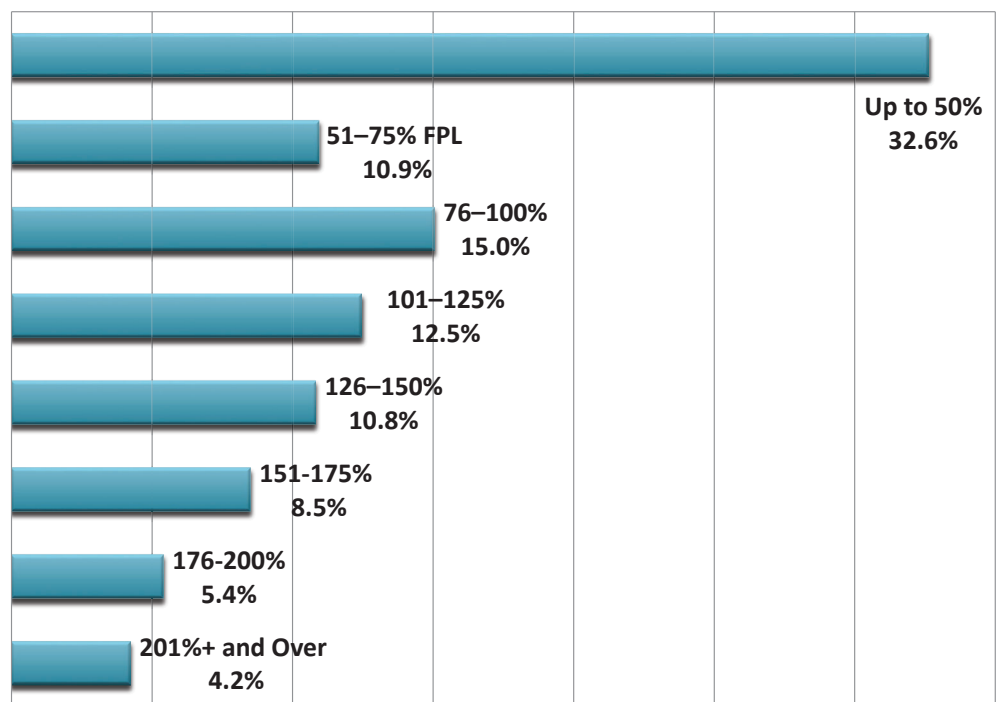
Across Minnesota, Community Action connects people living in poverty with opportunities to build greater economic security. According to the U.S. Census, 10.5% of Minnesotans live below the federal poverty level. A family of four with income under \$25,750 is considered to be living in poverty. However, households with higher income also struggle to make ends meet due to the high costs of housing, child care, transportation, health care and other basic expenses.

In 2017, 440,100 people in 172,600 families with low incomes were served by Minnesota Community Action. Community Action serves a diverse population and participant characteristics reflect the commitment to change the lives of people most in need. The following pages highlight the demographics of the individuals and families served throughout Minnesota in FFY 2017.

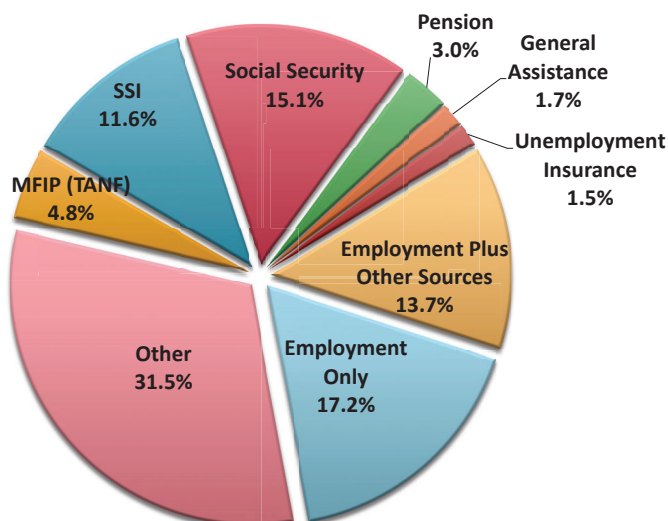
Family Income and Income Sources

- 33% of families had income below 50% of the Federal Poverty Level (FPL), e.g. severe poverty.
- 82% of families were poor or near poor with income below 150% of the FPL.
- The majority of families reported income from one or more sources. Only 6% of families reported no income of any kind.
- 17% of families had income from employment only.
- 18% of families included retired workers with retirement income.

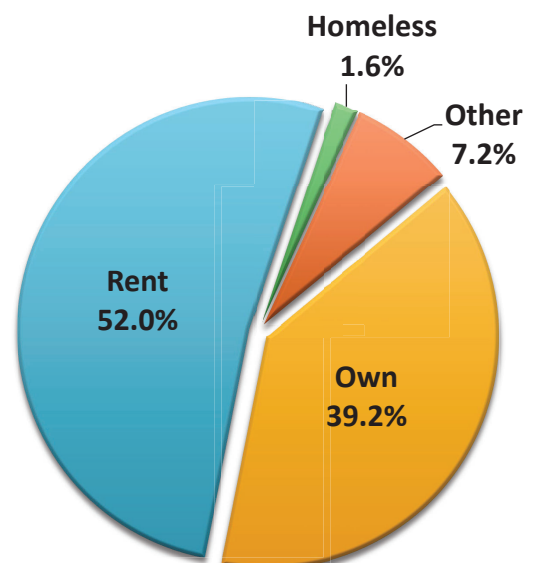
Family Income by Percentage of Federal Poverty Level

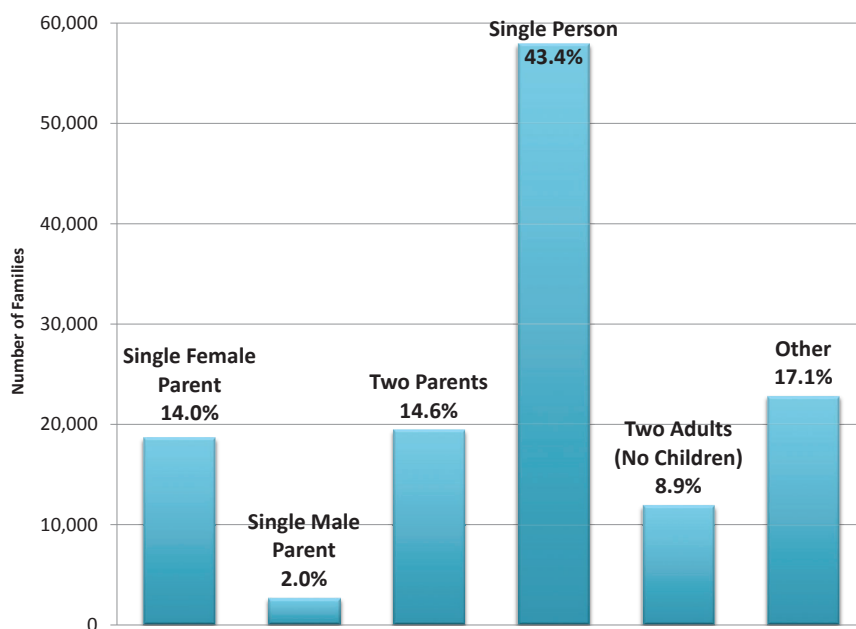


Sources of Family Income



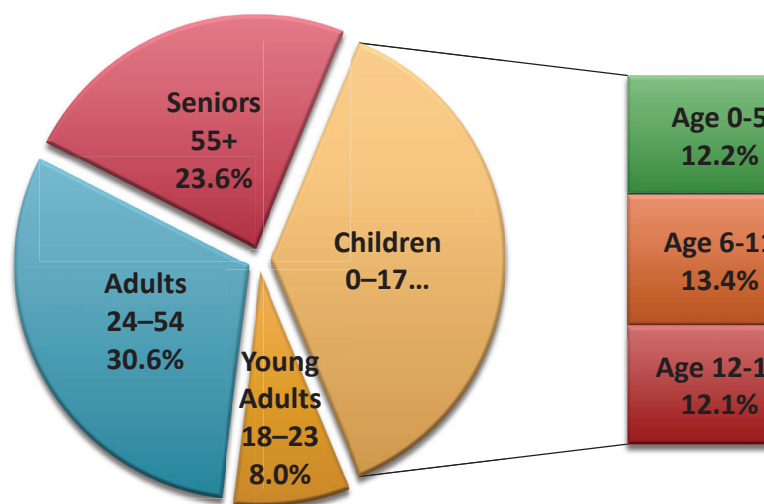
Housing Status of Participants





Family Composition of Households Served

- 43% of households served were single persons, and 57% were families.
- Of families with children, 48% were headed by two parents, 46% by single mothers, and 7% by single fathers.

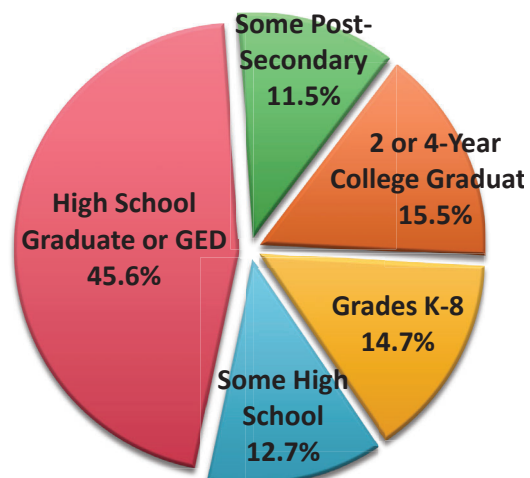
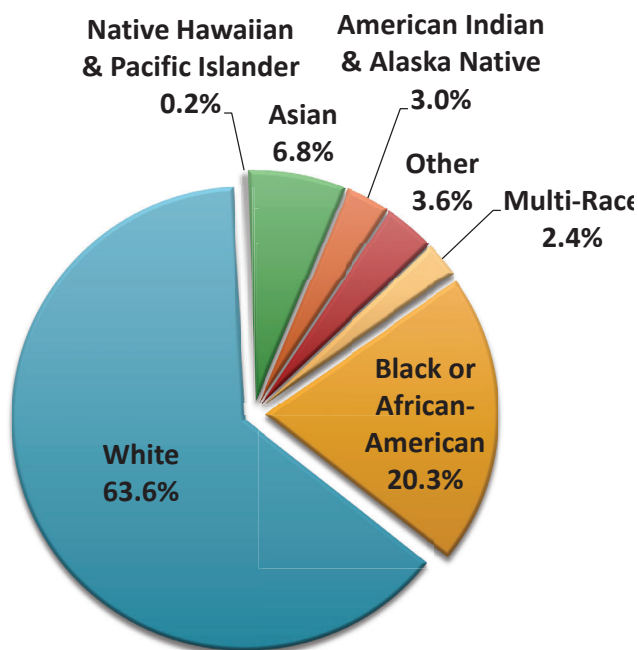


Age, Race, Ethnicity and Gender of Participants

- 38% of people were children younger than 18.
- 24% of people were seniors age 55 and older.
- 36% were people of color; 11% of people identified as Latino/Hispanic (of any race).
- 56% of people identified as female and 44% as male.

Education Level of Participants over 24 Years of Age

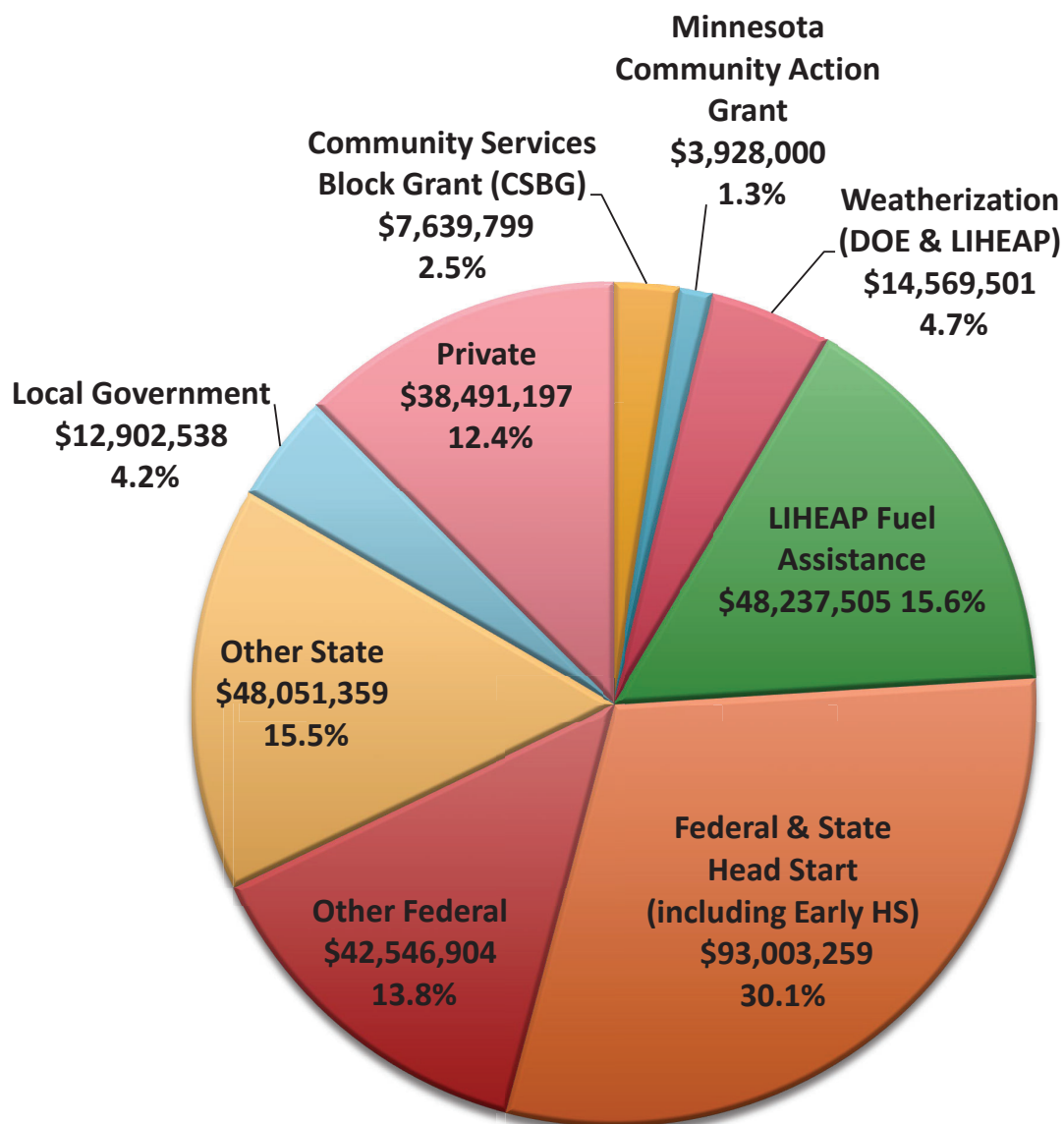
- 46% of people had completed High School or had obtained their GED.
- 12% of people had some postsecondary education, and 16% had completed a 2- or 4-year college degree.



Minnesota Community Action Funding

Minnesota's Community Action Network leverages a variety of funding sources to deliver programs and services for people and families with low incomes in communities across the state. In 2017, \$7.6 million in federal Community Services Block Grant funding and \$3.9 million in Minnesota Community Action Grant funding helped Minnesota's Community Action Agencies leverage more than \$297 million in additional funding from other sources.

Total Community Action Funding \$309 Million



Data Source: FFY2017 Community Action Reporting, MN DHS. Financial leveraging information includes reporting from Minnesota's 24 Community Action Agencies.

Minnesota Community Action Funding Sources

Community Services Block Grant (CSBG) **\$7,639,799**

CSBG funding is appropriated by Congress and administered by the U.S. DHHS.

Minnesota Community Action Grant (CAG) **\$3,928,000**

Community Action Grant funding is appropriated by the Minnesota legislature and administered by the MN DHS. Funding is used for the same purpose as federal CSBG funding.

Weatherization (DOE and DHHS) **\$14,569,501**

Low-Income Home Energy Assistance Program (LIHEAP) Fuel Assistance **\$48,237,505**

Federal and State Head Start (including Early Head Start) **\$93,003,259**

Other Federal Funding **\$42,546,904**

Includes non-CSBG funding appropriated by the federal government. Some examples include:

- Child Care Development Block Grant (CCDBG)
- Community Development Block Grant (CDBG)
- Corporation for National and Community Service Programs
- Employment and Training Programs
- Federal Emergency Management Administration (FEMA)
- HUD Housing Programs
- Older Americans Act
- Temporary Assistance to Needy Families (TANF)
- Transportation
- USDA Food and Non-Food Programs
- Women, Infants and Children Nutrition Program (WIC)

Other State Funding **\$48,051,359**

Includes non-Minnesota Community Action Grant funding appropriated through the Minnesota legislature.

Some examples of other state funding include:

- Family Assets for Independence in Minnesota (FAIM) Program
- Child Care and Early Childhood Programs
- Community and Economic Development Programs
- Education Programs
- Energy Programs
- Health Programs
- Housing and Homeless Programs
- Nutrition Programs
- Rural Development Programs
- Senior Services
- Transportation Programs
- Youth Development Programs

Local Government Funding **\$12,902,538**

Includes funding appropriated by a county or city government.

Private Funding **\$38,491,197**

Includes funding from individuals, foundations, corporations and other donors. Private funding also includes the value of donated items such as food, clothing and furniture.

Community Action Financial Leveraging Summary

COMMUNITY ACTION AGENCIES	Community Services Block Grant	Minnesota Community Action Grant	Weatherization (DOE & DHHS)	LIHEAP Fuel Assistance	Federal & State Head Start
Anoka County Community Action Program	316,622	167,854	0	2,514,955	7,576,107
Arrowhead Economic Opportunity Agency	194,406	99,882	1,479,268	1,337,223	4,016,166
Bi-County Community Action Program	177,786	92,536	465,599	411,806	3,672,935
Community Action Duluth	219,073	110,786	0		0
Community Action Partnership of Hennepin County	1,703,272	808,691	0	2,351,680	0
Community Action Partnership of Ramsey & Washington Counties	1,126,764	525,960	2,897,761	2,769,177	12,949,368
Community Action Partnership of Scott, Carver & Dakota Counties	509,527	253,123	0	3,227,152	3,428,925
Inter-County Community Council	75,208	47,193	443,751	1,198,710	1,600,161
KOOTASCA Community Action	105,433	60,554	503,626	703,138	2,525,293
Lakes & Pines Community Action Council	275,003	135,508	913,046	1,064,600	2,994,156
Lakes and Prairies Community Action Partnership	106,143	60,867	0	0	2,366,089
Mahube-Otwa Community Action Partnership	211,473	107,426	1,216,291	5,794,255	6,078,151
Minnesota Valley Action Council	358,706	186,457	688,028	5,119,787	4,216,532
Northwest Community Action	39,231	24,316	214,602	1,342,248	2,365,797
Prairie Five Community Action Council	75,568	47,353	195,509	1,434,901	1,716,446
Semcac	338,461	177,508	881,959	798,615	2,916,746
Southwest Minnesota Opportunity Council	95,933	56,354	221,344	1,005,316	1,690,141
Three Rivers Community Action	314,744	167,024	334,980	3,546,158	1,963,671
Tri-County Action Program	388,484	199,619	1,079,424	4,596,341	0
Tri-County Community Action Partnership	199,352	102,068	707,072		6,013,964
Tri-Valley Opportunity Council	55,960	31,710	0	239,100	13,732,102
United Community Action Partnership	280,064	151,694	1,013,822	3,129,028	4,407,220
West Central Minnesota Communities Action	103,107	59,526	1,079,168	4,012,457	4,598,566
Wright County Community Action	113,830	64,265	234,251	1,640,859	2,174,722
Community Action Agencies TOTAL	\$7,384,150	\$3,738,274	\$14,569,501	\$48,237,505	\$93,003,259

TRIBAL GOVERNMENTS*	Community Services Block Grant*	Minnesota Community Action Grant*	Total Community Action Funding
Boise Forte Reservation Tribal Council	15,821	14,743	30,564
Fond Du Lac Reservation Business Committee	25,863	19,182	45,045
Grand Portage Reservation Tribal Council	15,052	14,406	29,458
Leech Lake Reservation Tribal Council	44,114	27,249	71,363
Lower Sioux Indian Community	15,201	14,466	29,667
Mille Lacs Band of Ojibwe	27,915	20,089	48,004
Red Lake Tribal Council	42,458	26,517	68,975
Upper Sioux Community	27,459	26,863	54,322
White Earth Reservation Tribal Council	41,766	26,211	67,977
Tribal Governments TOTAL	\$255,649	\$189,726	\$445,375

* Prairie Island Indian Community and Shakopee Mdewakanton Sioux Community redistribute their CSBG and MCAG funding to the other nine Tribal Governments.

Data Source: FFY2017 Community Action Reporting, MN DHS.

Community Action Financial Leveraging Summary

COMMUNITY ACTION AGENCIES	Other Federal*	Other State**	Local Government	Private	Total Funding
Anoka County Community Action Program	1,958,135	0	681,419	5,964,769	19,179,861
Arrowhead Economic Opportunity Agency	7,265,559	14,886,151	4,305,462	2,670,364	36,254,481
Bi-County Community Action Program	925,029	900,698	0	176,565	6,822,953
Community Action Duluth	810,908	232,481	51,903	663,177	2,088,328
Community Action Partnership of Hennepin County	397,555	337,731	73,883	93,925	5,766,737
Community Action Partnership of Ramsey & Washington Counties	860,227	235,500	43,638	2,142,372	23,550,767
Community Action Partnership of Scott, Carver & Dakota Counties	3,631,149	323,268	928,250	2,241,116	14,542,510
Inter-County Community Council	661,187	518,312	39,943	126,105	4,710,570
KOOTASCA Community Action	402,100	1,434,906	57,758	689,287	6,482,095
Lakes & Pines Community Action Council	125,174	1,498,142	10,833	1,045,540	8,062,002
Lakes and Prairies Community Action Partnership	1,292,752	1,664,661	400,726	473,037	6,364,275
Mahube-Otwa Community Action Partnership	1,006,397	4,430,214	262,767	3,254,149	22,361,123
Minnesota Valley Action Council	4,303,282	2,918,086	338,740	4,661,110	22,790,728
Northwest Community Action	373,016	483,359	89,969	176,281	5,108,819
Prairie Five Community Action Council	1,676,592	2,727,808	954,092	1,784,687	10,612,956
Semcac	2,534,855	2,709,660	620,016	1,708,739	12,686,559
Southwest Minnesota Opportunity Council	1,295,684	1,561,387	0	39,937	5,966,096
Three Rivers Community Action	2,752,937	1,584,668	1,319,044	2,016,795	14,000,022
Tri-County Action Program	493,287	1,705,718	1,246,834	1,050,193	10,759,900
Tri-County Community Action Partnership	168,307	550,205	4,000	212,114	7,957,082
Tri-Valley Opportunity Council	3,943,387	3,093,246	528,575	2,018,482	23,642,562
United Community Action Partnership	3,312,510	3,183,487	504,935	3,026,037	19,008,797
West Central Minnesota Communities Action	634,908	870,592	434,442	1,518,665	13,311,431
Wright County Community Action	1,721,967	201,080	5,308	737,751	6,894,032
Community Action Agencies TOTAL	\$42,546,904	\$48,051,359	\$12,902,538	\$38,491,197	\$308,924,687

* Other Federal funding includes all other federal funding sources, except CSBG, Weatherization, LIHEAP and Head Start.

** Other State includes all other state funding sources, except MCAG and State Head Start funding.

Results Oriented Management and Accountability

Since 1994, Results Oriented Management and Accountability (ROMA) has provided an accountability framework for Community Action. In recent years, within a broader national effort to strengthen the performance management culture of the CSBG Network, ROMA has been improved and updated. In late 2016 the Next Generation of ROMA was launched providing a system for continuous quality improvement to enable the CSBG network to measure, analyze and communicate performance. ROMA Next Generation helps Community Action Programs generate robust results for the individuals and communities they serve.

Community Action Agencies undertake a number of ROMA implementation actions focused on results oriented management and results oriented accountability.

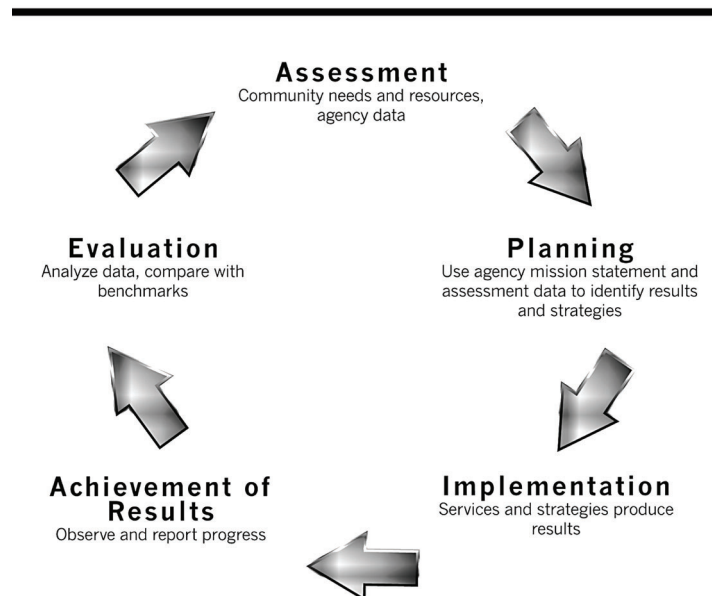
Results Oriented Management

- Assess poverty needs and conditions within the community;
- Define a clear agency anti-poverty mission for community action and a strategy to address those needs, both immediate and longer term, in the context of existing resources and opportunities in the community;
- Identify specific improvements, or results, to be achieved among low-income people and the community; and,
- Organize and implement programs, services, and activities, including advocacy, within the agency and among partnering organizations, to achieve anticipated results.

Results Oriented Accountability

- Develop and implement strategies to measure and record improvements in the condition of low-income people and in the communities in which they live resulting from Community Action intervention; and,
- Use information about outcomes, or results, with agency board and staff to determine the overall effectiveness, inform annual and long-range planning, support agency advocacy, funding, and community partnership activities.

The Results Oriented Management and Accountability Cycle



Community Action Agency Program Outcomes

Family Results:

Low-income people become more self-sufficient.

Outcome	Measure/Indicator	2017 Achievement
Employment		
Individuals in the community obtain employment or higher paying jobs.	Individuals who were unemployed obtained a job.	2,535
	Individuals who obtain an increase in employment income and/or benefits.	1,455
Employment Supports		
Barriers to initial or continuous employment faced by low-income individuals are reduced or eliminated.	Individuals who worked towards completion of ABE/ GED or post-secondary education programs.	4,209
	Individuals who developed skills and/or competencies required for employment.	3,775
	Individuals who obtained access to reliable transportation and/or driver's license in order to acquire or maintain employment.	61,335
	Individuals who obtained safe and affordable housing in support of family stability needed to gain or retain employment.	4,652
	Individuals who obtained food assistance in support of family stability needed to gain or retain employment.	19,099
	Participants who obtained care for child or other dependent in order to acquire or maintain employment.	6,531
	Participants who obtained non-emergency LIHEAP energy assistance.	141,948
	Participants who obtained non-emergency Weatherization (WX) energy assistance.	1,752
Economic Asset Enhancement and Utilization		
Households and individuals achieve an increase in non-employment financial assets, financial skills, and/or resource utilization skills.	Households in tax preparation programs who obtained a Federal or State tax credit. <i>Value of Tax Credits: \$15,151,774</i>	13,804
	Individuals who demonstrated ability to complete and maintain a budget for over 90 days.	2,247
	Individuals who increased their savings through an Individual Development Account (IDA) or other savings account.	502
	Individuals who capitalized a small business with accumulated savings.	40
	Individuals who pursued post-secondary education with accumulated savings.	55
	Individuals who purchased a home with accumulated savings.	64

Family Results:

Low-income people become more self-sufficient.

Outcome	Measure/Indicator	2017 Achievement
Independent Living		
Number of vulnerable individuals receiving services from Community Action who maintain an independent living situation.	Senior Citizens served by Community Action.	91,588
	Individuals with disabilities served by Community Action.	65,589
Emergency Assistance		
Individuals receive emergency assistance to resolve crisis and are able to become and remain stable within their communities.	Individuals who received emergency food.	21,994
	Individuals who received emergency fuel or utility payments.	77,944
	Individuals who received rent or mortgage assistance.	6,047
	Individuals who received temporary shelter.	1,551
	Individuals who received emergency clothing.	13,412
Child and Family Development		
Children and youth from low-income families participate in developmental or enrichment programs and achieve program goals.	Infants and children that obtained age appropriate immunizations, medical and dental care.	10,290
	Infants and children whose health and physical development are improved as a result of adequate nutrition.	15,681
	Children who participated in preschool activities to develop school readiness activities.	9,465
	Parents and other adults who learned and exhibited improved parenting skills.	12,926
	Parents and other adults who learned and exhibited improved family functioning skills.	11,452
Family Supports		
Low-income people who are unable to work, especially seniors, adults with disabilities, and caregivers, for whom barriers to family stability are reduced or eliminated.	Obtained care for child or other dependent.	3,485
	Obtained access to reliable transportation and/or driver's license.	55,293
	Obtained safe and affordable housing.	2,876
	Obtained food assistance.	16,278
	Obtained non-emergency LIHEAP energy assistance.	108,124
	Obtained non-emergency Weatherization (WX) energy assistance.	1,079
Other Services Provided		
The number of services provided to low-income individuals and/or families.	• Food Boxes	39,182
	• Pounds of food	4,550,980
	• Units of Clothing	142,719
	• Rides provided	2,038,207

Community Results:

Conditions In Which Low-Income People's Lives Are Improved.

Outcome	Measure/Indicator	2017 Achievement
Community Improvement & Revitalization		
There is an increase in or safeguarding of threatened community opportunities and resources or services for low-income people as a result of Community Action projects and initiatives, or advocacy with other public and private agencies.	Safe and affordable housing units created in the community.	100
	Safe and affordable housing units preserved or improved through construction, Weatherization or rehabilitation. *Includes loans, rehab work and/or advocacy.	4,305
	Accessible and affordable health care services/facilities for limited low-income people created or maintained.	3,836
	Accessible safe and affordable child care or child development placement opportunities for low-income families created or maintained.	16,244
	Accessible new or expanded transportation resources, or preserved transportation resources available to low-income families, including public or private transportation.	279,697
	Accessible new or increased educational and training placement opportunities or those are saved from reduction or elimination, that are available for low-income people in the community.	3,801
Information and Referral		
Access to community resources is improved.	Information, referral and outreach services provided to households requesting assistance.	793,498
Community Engagement through Maximum Feasible Participation		
The number of community members working with Community Action to improve conditions in the community.	Number of community members mobilized by Community Action who participate in community revitalization and anti-poverty initiatives.	20,523
	Number of volunteer hours donated to the agency.	1,770,740

Agency Results:

Agencies Increase Their Capacity to Achieve Results.

Outcome	Measure/Indicator	2017 Achievement
Expanding Opportunities through Community-Wide Partnerships.		
Services and programs are efficient, well-integrated, non duplicative and meet the needs of low-income people in the community.	The number of partnerships, both public and private, that Community Action actively worked with to expand resources and opportunities in order to achieve family and community outcomes.	14,657
Broadening Agency Resource Base		
Agency has increased funding e smooth program and agency operation in order to serve low-income individual and families more effectively.	Funding leveraged through the Community Services Block Grant and the Minnesota Community Action Grant by Community Action Agencies. (Tribal government funding amounts not included)	\$290 Mil.
Agency Capacity		
Agency programs are regularly evaluated and improved to maximize strengths and deliver sound services to the community.	Training hours of agency Staff.	161,902
	Training hours of agency Board Members.	5,404

Community Action Agency Programs and Services Results

See the following pages for descriptions of Community Action programs and services activities.

		People Served	Households Served	Times Service Provided
EMPLOYMENT				
D3	Youth Employment	383	383	383
D6	Senior Employment Programs	147	147	147
D8	Displaced Homemakers	503	364	364
D9	Employment and Training Services	5,831	5,093	20,251
EDUCATION				
L2	Literacy	713	670	670
L5	GED, ABE, and Educational Services	1,138	1,072	2,988
INCOME MANAGEMENT				
M2	Financial Education	6,210	4,382	4,797
M3	Tax Preparation Assistance	19,815	11,743	12,915
M4	Asset Development and Savings Programs	1,334	719	776
HOUSING (Grants, Development, Education)				
B1	Weatherization	3,477	1,432	1,686
B7	Energy Related Repairs	9,774	4,154	4,154
B9	Energy Conservation Services	4,559	2,055	2,055
C1	Housing Grants & Loans	678	336	336
C3	Home Repair / Rehabilitation	1,281	708	709
C5	Small Cities Development (SCDP)	354	152	152
C6	Rental Housing Assistance	2,540	1,336	1,336
C9	Community Homeownership Ed	1,617	1,067	1,067
C12	Low-Income Housing Development & Stabilization	1,483	760	761
EMERGENCY SERVICES				
B5	Energy Assistance	408,508	116,254	116,254
B6	Energy Crisis	80,942	27,200	27,200
B8	Fuel Fund	1,395	594	594
C10	Homeless Assistance	8,959	4,773	8,433
C11	Transitional Housing	783	376	751
G1	Emergency Family Services	5,245	2,381	2,584
G3	Abuse & Neglect	341	304	319
G6	Donated Articles	86,666	41,715	125,573
G8	Crisis Intervention	4,858	2,046	2,046

Data Source: FFY2017 Community Action Reporting, MN DHS.

Community Action Agency Programs and Services Results

		People Served	Households Served	Times Service Provided
NUTRITION				
H3	Holiday Projects	9,364	3,226	5,306
H4	Women, Infants, Children (WIC)	7,328	4,033	33,936
H5	Gardening	1,856	941	941
H6	Home Delivered Meals	3,377	3,114	350,753
H7	Congregate Meals	13,761	12,412	475,890
H9	USDA Commodity Assistance	203	203	203
H10	Supplemental Nutrition Assistance Program (SNAP) Outreach	153,537	87,600	89,439
H11	Food Assistance	47,129	22,768	61,463
LINKAGES				
E1	Transportation System	301,989	53,109	1,182,219
E3	Transportation Assistance	158,722	8,943	296,053
E4	Vehicle Program	2,265	972	972
E5	Transportation Safety Programs	9,698	5,828	6,112
F1	Senior Oriented Services	11,416	7,104	42,038
F3	Chore Services	919	748	843
F5	Retired Senior Vol (RSVP)	2,116	1,952	1,952
F6	Senior Companion / Foster Grandparent	1,601	1,601	34,646
K1	Information & Referral	524,899	334,390	519,210
K2	Outreach	1,064,831	912,307	963,146
K3	Public Education, Information, and Advocacy	3,771,602	3,253,812	4,256,722
K4	Benefit Enrollment and Application Assistance	17,383	10,152	16,431
K5	Leadership Development	194	142	159
SELF-SUFFICIENCY				
J1	Head Start	14,781	9,414	10,759
J2	Early Childhood Care & Education	3,517	2,444	3,263
J3	Child Care Administration	11,905	6,155	8,123
J4	At Risk Youth	618	575	692
J6	Child Care Resource Referral	4,387	1,296	1,296
J7	Youth Recreation	179	61	179
J8	Parenting	5,629	5,353	5,353
J9	Fatherhood Initiative	2,012	1,330	1,703
J10	Crisis Nursery	255	210	255
M1	Self Sufficiency	6,037	5,160	6,239
M5	Family Loan Fund	44	22	22
HEALTH				
I1	Health Care Aid (Non-Financial)	5,001	4,316	4,971
I2	Health Care Aid (Financial)	54	52	57
I3	Family Planning	2,186	1,606	3,575

Community Action Programs and Services Descriptions

EMPLOYMENT

- D3 YOUTH EMPLOYMENT:** Assistance to economically disadvantaged youth. Includes training, career counseling, remedial education and employment. For example: Summer Youth Employment Program, Minnesota Youth Program, Youth Builder program.
- D6 SENIOR COMMUNITY SERVICES EMPLOYMENT PROGRAM (SCSEP):** The Older Americans Act, provides work experience through part time public service employment for individuals 55 years old or older. Employment occurs at senior citizen centers, in schools, hospitals, libraries, social service projects and other community projects. For example, State funded Hospitality Host Program.
- D8 DISPLACED HOMEMAKERS:** Counseling and support for low-income homemakers toward job-readiness, may include referral to training services or aid with educational expenses.
- D9 EMPLOYMENT AND TRAINING SERVICES:** Adult placement, training and education services including Workforce Innovation and Opportunity Act (WIOA), job training and placement assistance to income eligible adults and youths through employment services, OJT contracts, Food Stamp Employment and Training (FSET), AmeriCorps VISTA and subsidized employment including industry specific grants to assist in relocating workers.
- A1 COMMUNITY DEVELOPMENT:** Business ventures to increase the employment opportunities for individuals in the community including the economically disadvantaged.

EDUCATION

- L2 LITERACY:** Educational services provided to low-income adults or children, when these services are not part of another program and not reported in L5.
- L3 ENGLISH AS A SECOND LANGUAGE:** Educational services provided to low-income adults, when these services are not part of another program and not reported in L1.
- L5 GED, ABE AND EDUCATIONAL SERVICES:** Educational services provided to low-income adults, including driver's education when these services are not part of another program.

INCOME MANAGEMENT

- M2 FINANCIAL EDUCATION:** Programs to provide people with financial education, financial coaching, budget counseling and/or credit repair. Includes FAIM participants.
- M3 TAX PREPARATION ASSISTANCE:** Assistance to low-income individuals in filing taxes, including applications for rent tax refunds.
- M4 ASSET DEVELOPMENT AND SAVINGS PROGRAMS:** Assistance to low-income individuals in building financial assets such as a home, college education, or a small business through a combination of savings and financial education and training. Includes Family Assets for Independence in Minnesota (FAIM) and other individual development account and savings programs.

HOUSING

- B1 WEATHERIZATION:** Weatherization of homes of low-income households to reduce heat loss and increase heating efficiency. Funding sources includes DOE, EAP/WX and oil overcharge monies.
- B7 ENERGY RELATED REPAIR:** Energy related repairs to EAP households to maintain heat in the dwelling or repair a potentially hazardous energy-related situation. (May also be served in B5 – Energy Assistance.)

- B9 ENERGY CONSERVATION SERVICES:** Activities to reduce home energy consumption including Minnesota Energy Conservation Services (MECS), Conservation Improvement Programs (CIP) and or other services on low-income residences indicating areas needing conservation measures.
- C1 HOUSING GRANTS AND LOANS:** Non-emergency housing loans and grants for home repair, such as MHFA, FHA, HUD-CDBG.
- C3 HOME REPAIR/REHABILITATION:** Housing repair/rehabilitation services for low-income households not elsewhere categorized.
- C5 SMALL CITIES DEVELOPMENT GRANTS (SCDG):** Neighborhood/community grants used to assist low-income households with housing rehabilitation and utility installations.
- C6 RENTAL HOUSING ASSISTANCE:** Non-emergency assistance to households by providing rental subsidies. One example is the HUD Rental Assistance Program (section 8), RAFS.
- C9 COMMUNITY HOMEOWNERSHIP EDUCATION:** Educate households on the process and steps for purchasing and selling a residential home. For example, homebuyer workshops/counseling, escrow accounts, closing, Realtor fees etc. Include FAIM Participants.
- C12 LOW-INCOME HOUSING DEVELOPMENT AND STABILIZATION:** The increase, development and stabilization low-income housing, including the rehabilitation of unoccupied housing as well as the acquisition, rehabilitation and resale of homes. Example includes MURAL.

EMERGENCY SERVICES & OTHER ASSISTANCE

- B5 ENERGY ASSISTANCE (EAP):** Assistance toward energy bills to applicant households
- B6 ENERGY CRISIS:** Assistance to EAP households with energy payment crises. Services include budget counseling and direct assistance. (Also served in B5)
- B8 FUEL FUND:** Assistance toward energy bills to applicant households. Includes state and locally funded programs.
- C10 HOMELESSNESS ASSISTANCE:** Assistance to households or individuals who are at risk of being homeless, currently homeless or who were previously homeless and are receiving follow-up services. Programs to be included in this category are FEMA, FHPAP, ESGP, SHP, ESP, and HYA (formerly known as Runaway and Homeless Youth). Types of activities included are prevention, emergency shelter and permanent housing placement assistance.
- C11 MINNESOTA TRANSITIONAL HOUSING PROGRAM:** Provide housing and case management to homeless households in an effort to regain permanent housing. Length of participation is at least sixty days, but no longer than two years.
- G1 EMERGENCY FAMILY SERVICES:** Services such as complaint resolution, insurance advocacy, judicare-tenant rights, farm mediation services, share a home, interpretation/translation services, and other non-financial assistance to families.
- G3 ABUSE AND NEGLECT:** Assistance to abused and neglected individuals (battered spouse, sexual abuse, and child abuse).
- G6 DONATED ARTICLES - CLOTHING/OTHER:** Collection and distribution of donated clothing, furniture or household products to low-income households; including the use of an agency operated thrift store.
- G8 CRISIS INTERVENTION:** Monetary assistance to households in emergency situations. Examples include: rent, heat and utilities, food, medical, emergency transportation and other crisis situations when the agency does not record separately these activities by category of assistance. These services are often funded through the use of flexible monies.

NUTRITION

- H3 HOLIDAY PROJECTS:** Food baskets and gifts to low-income individuals and families during the holidays.
- H4 WOMEN, INFANTS AND CHILDREN FOOD PROGRAM (WIC):** Nutrition education and supplemental foods for pregnant, breast-feeding and postpartum women and infants and children under age 5.
- H5 GARDENING:** Garden projects and other related activities including canning, seed distribution, food dehydration and tool loans.
- H6 HOME DELIVERED MEALS:** Home delivered meals to senior citizens and disabled individuals.
- H7 CONGREGATE MEALS:** Meals for senior citizens in a group setting.
- H9 USDA COMMODITY ASSISTANCE:** Distribution of government commodities to Indian Reservation Governments.
- H10 SUPPLEMENTAL NUTRITION ASSISTANCE PROGRAM (SNAP) OUTREACH:** Efforts designed to provide information and outreach to eligible populations regarding the Supplement Nutrition Assistance Program (SNAP) with the end goal of increased participation.
- H11 FOOD ASSISTANCE:** Food for households experiencing emergencies and anti-hunger efforts including food shelves or pantries, food vouchers, food co-op projects, reduced cost food packages and Fare Share.

LINKAGES

- E1 TRANSPORTATION SYSTEM:** A program that administers a local transportation system regardless of income eligibility.
- E3 TRANSPORTATION ASSISTANCE:** Bus passes, tokens or rides provided to low-income people by utilizing agency vehicles, volunteer vehicles or contract services.
- E4 VEHICLE PROGRAM:** Vehicles are given or repaired for low-income individuals to assist them in becoming self-sufficient.
- E5 TRANSPORTATION SAFETY PROGRAMS:** Program services that are directed at vehicle safety such as the Child Passenger Safety (CPS) program.
- F1 SENIOR ORIENTED SERVICES:** Program services exclusively oriented toward serving senior citizens, such as senior insurance and advocacy.
- F3 CHORE SERVICES:** Seniors and disabled individuals receiving assistance in minor home repair, yard maintenance and general housekeeping activities.
- F5 RETIRED SENIOR VOLUNTEER PROGRAM (RSVP):** A volunteer placement service in which volunteers are placed with community programs.
- F6 SENIOR COMPANIONS/FOSTER GRANDPARENTS:** Volunteer seniors helping children and/or other senior individuals including peer counseling.
- K1 INFORMATION AND REFERRAL:** Information and direction on services available at other agencies through intake, outreach and other efforts to individuals seeking assistance.
- K2 OUTREACH:** Direct contact with low-income individuals aimed at identifying and reaching low-income households in order to assist them in participating in agency and/or community services.
- K3 PUBLIC EDUCATION, INFORMATION AND ADVOCACY:** Efforts toward educating the public on the services provided and the need for the services. For example: publication of newspapers providing information on issues affecting low-income people, Claim IT!, and voter registration.

- K4 BENEFIT ENROLLMENT AND APPLICATION ASSISTANCE:** Intake or application services provided to help households access or determine eligibility for programs not directly administered by the agency, e.g.: MHFA loan application, and SSI/SSDI Outreach, Access, and Recovery (SOAR).
- K5 LEADERSHIP DEVELOPMENT:** Services or programs designed specifically for the leadership development of clients (i.e. community engagement initiatives, fellows programs, leadership programs or initiatives).

SELF-SUFFICIENCY

- J1 HEAD START:** Head Start assists low-income families break the cycle of poverty by improving the health and social competence of children age birth to five and pregnant women, and promoting economic self-sufficiency for parents. Includes Early Head Start.
- J2 EARLY CHILDHOOD CARE AND EDUCATION:** The education and care of a child by someone other than a parent or legal guardian in or outside the child's home (includes non-Head Start early childhood education).
- J3 CHILD CARE ASSISTANCE:** The administration of a county child care program (Basic Sliding Fee, MFIP, Child Care or Transitional Year Child Care) where direct client services are not performed.
- J4 AT RISK YOUTH:** Education and prevention activity relating to drugs, gangs and delinquency.
- J5 CAMPSHIP:** Low-income children are given chance to attend camp by subsidizing camp costs.
- J6 CHILD CARE AWARE (previously known as Child Care Resource & Referral):** Referral of families to licensed child care providers (family and center care) with current openings for type of care needed and assistance to households in becoming licensed child care providers.
- J7 YOUTH RECREATION:** Sport skill instructions, good health practices and recreation to disadvantaged youth.
- J8 PARENTING EDUCATION:** Direct provision of support to parents in their child rearing roles. Includes providing information on expectations for each stage of their child's development and offering practical ideas to encourage learning and develop positive parent-child relationships, when these services are not part of another program. Does not include referrals to other organizations (such as ECFE) that provide these services.
- J9 FATHERHOOD INITIATIVE:** Activities and assistance to promote and strengthen the role of fathers in families, when these services are not part of another program.
- J10 CRISIS NURSERY:** Temporary care for children who are at risk of abuse and neglect or who have experienced abuse or neglect. Includes provision of or referral to support services.
- M1 SELF-SUFFICIENCY:** Case management to encourage and assist low-income people to become economically self-sufficient through education and employment. (MFIP case management.)
- M5 FAMILY LOAN PROGRAM:** Loans provided to low-income families.

HEALTH

- I1 HEALTH CARE ASSISTANCE - NON-FINANCIAL:** Health counseling programs, chemical dependency, planned parenthood, teen pregnancy, STD clinic and other health advocacy activities. (See I2 for financial aid for health care services)
- I2 HEALTH CARE ASSISTANCE - FINANCIAL:** Financial aid for medical costs, i.e. Rural Emergency Medical Assistance. Payment for health services of outpatient visits, eye examinations, eye glasses, prescription medicine, dental care, or mental health.
- I3 FAMILY PLANNING:** Confidential family planning services including physical exams, screening, testing, education, and counseling which are provided on a sliding fee schedule.



Community Action Programs and Services

Creating Opportunities, Strengthening Families

From Community Action's inception, the tenet that local people know best has meant the creation of innovative supports targeted at local issues. Community Action knows that poverty can only be defeated when people have access to comprehensive and integrated services. Poverty is rooted in a complex network of barriers that includes inadequate education, unemployment, poor health, and substandard housing. Community Action has multiple supports under one roof, recognizing that poverty's eradication requires a varied group of supports. Community Action strives to reach three national goals.

Community Action Goals

- Goal 1: Individuals and families with low incomes are stable and achieve economic security.
- Goal 2: Communities where people with low incomes live are healthy and offer economic opportunity.
- Goal 3: People with low incomes are engaged and active in building opportunities in communities.

When families struggle to make ends meet, they turn to Community Action for resources to help them meet their immediate needs and to access opportunities that will help them thrive in the future. Community Action strives to serve the diverse needs of people experiencing poverty. Community Action offers family development and self-sufficiency programs that offer participants a continuum of services to assist them in gaining or increasing economic security. These programs and services are grounded in Community Action core principles.

Community Action Core Principles

- Recognize the complexity of the issues of poverty.
- Build local solutions specific to local needs.
- Support family stability as a foundation for economic security.
- Pursue positive individual, family and community level change.
- Maximize involvement of people with low incomes.
- Engage local community partners and citizens in solutions.
- Leverage state, federal and community resources.
- Advocate for systemic change.

Self-Sufficiency programs provide trained staff to help families set and work to achieve economic, social, medical, and educational goals. After the family develops a formal plan, Community Action staff identify and coordinate supportive services to help the family members attain their goals over an extended period of engagement. Minnesota prospers when all of its citizens have the ability to meet their basic needs, maximize their human potential, and participate in the state's labor force.

Family Results:

Low-income people become more self-sufficient.

Statewide Impact

Community Action provided family supports for low-income people who are unable to work, especially seniors, adults with disabilities, and caregivers, to reduce or eliminate barriers to family stability.

Family Supports

- 3,485 people obtained care for a child or other dependent.
- 55,293 people obtained access to reliable transportation and/or driver's license.
- 2,876 people obtained safe and affordable housing.
- 16,278 people obtained food assistance.
- 108,124 people obtained non-emergency LIHEAP energy assistance.
- 1,079 people obtained non-emergency Weatherization (WX) energy assistance.

Independent Living

- 91,588 seniors received services to help them maintain independent living.
- 65,589 people with disabilities received services to help them maintain independent living.

2-Generation Approach, Lakes & Prairies Community Action Partnership

Lakes and Prairies Community Action Partnership (CAPLP) recognizes that to help people escape poverty, multiple barriers often prevent people from achieving economic success. Lack of transportation, affordable housing, child care, social support, and training to achieve living wage employment often keep families in poverty. In an effort to combat these barriers and help families succeed, CAPLP has fully embraced the 2-Generation Model of providing supportive services to children and families together. This whole family approach provides hands on, holistic and evidence-based support for clients to build a better future. Through its strategic planning process, the board adopted a strategy to “Implement a coordinated, multi-generational service model across the agency.”

This model of service delivery is truly a philosophy of how we provide service, not a special program. This model is accomplished through the development of agency-wide, Shared Case Management. Through Shared Case Management processes, division staff provide supportive services including Head Start, Housing, Rainbow Bridge, FAIM, Homebuyer Counseling and Workforce Development Programs. They meet regularly to jointly case manage and share critical information about how to best support the growth and successful outcomes of families. The key to this change has been a collective focus on the agency’s mission: To Eliminate Poverty by Empowering Families and Engaging Communities. Together we have worked diligently to break down program silos and work together to successfully help families become stable and achieve economic security.

Head Start

Comprehensive Health and Family Supports

Head Start takes a comprehensive approach to meeting the needs of the whole child and family. This Two-Generation approach supports stability and long-term success for families experiencing economic hardships. Child development gains for Head Start children compared to children living in poverty and attending other Parent Aware rated programs were greater in language, literacy, and social competency. Head Start children also exhibited less anger and fewer aggressive behaviors than the comparison group.

With Head Start's comprehensive services, by the end of the year children and families achieved these health and family outcomes..

- **71% had access to family services, including crisis intervention, job training, and parenting education.**
- **97% were up-to-date on immunizations.**
- **99% had access to a medical home.**
- **88% had access to a dental home.**

Children and Families Served: Minnesota Head Start by the Numbers

- **10,803 Head Start Enrollment**
- **3,098 Early Head Start Enrollment**
- **55% Racially Diverse**
- **32% English not primary language**
- **15% with a Disability**
- **14% Homeless or in Foster Care**

Head Start Invests in Local Communities

Minnesota's 33 Head Start and Early Head Start programs fuel the local economies of the communities in their service areas. In 2017 – 2018 these Minnesota investments included:

- **3,438 Employees with Benefits**
- **8,417 Children Transported**
- **6,137 Children receiving Services in Full Day Options**
- **Est. \$30 Million - Local Purchases of Food, Gas, Diapers and More**
- **15,700 Volunteers**

High Quality Standards

Administered by Community Action Agencies and Tribal Governments, Head Start programs are locally controlled and directly receive federal and state grant funds. All Head Start programs provide family-centered services grounded in comprehensive, research based standards known as the federal Head Start Performance Standards.



*Early Head Start and Head Start,
Arrowhead Economic
Opportunity Agency*



Data Source: Minnesota Head Start Association, <http://mnheadstart.org>.

Energy Assistance and Weatherization

Community Action plays an important role in easing the energy burden of people and families with low incomes through the Low Income Home Energy Assistance Program (LIHEAP) and the Weatherization Assistance Program (WAP). LIHEAP and WAP work hand in hand to help low income families combat the financial burden associated with high energy bills. Community Action Agencies and Tribal Governments across the state are providers of these services.

Energy Assistance

The Energy Assistance Program (EAP) assists low-income households to maintain affordable, continuous, and safe home energy. In Minnesota, EAP is funded through the Low-Income Home Energy Assistance Program (LIHEAP) from the U.S. Department of Health and Human Services. The Minnesota Department of Commerce administers this program. Households with the lowest incomes and highest energy costs receive the greatest benefits.

Weatherization

The U.S. Department of Energy (DOE) Weatherization Assistance Program (WAP) reduces energy costs for low-income households by increasing the energy efficiency of their homes, while ensuring their health and safety. When a home is weatherized, services provided may include: energy audits to identify what improvements might be needed, attic and exterior wall insulation, education for the resident about how to reduce utility bills, air infiltration and bypass sealing, or testing, repair or replacement of a home's mechanical system. Nationally, the program provides energy-efficiency services to more than 100,000 homes every year, greatly reducing average annual energy costs for eligible low-income families. The program prioritizes services to the elderly, people with disabilities, and families with children. These low-income households are often on fixed incomes or rely on income assistance programs and are most vulnerable to changes in energy markets.

The Minnesota Department of Commerce carries out the WAP in Minnesota. In addition to DOE funding, local service providers leverage energy conservation resources with funding from local utilities and the Low Income Home Energy Assistance Program (LIHEAP) funded by the U.S. Department of Health and Human Services.



*Weatherization
Program
Semcac*

Jobs and Employment Supports

Community Action works to understand the employment needs of people with low incomes, families and businesses in their communities. Education and training programs help people gain the skills they need to obtain jobs, or to advance into higher paying jobs. Programs also connect people to employment support services that reduce or eliminate the barriers they face to initial or continuous employment.

Statewide Impact

Employment

- 2,535 people who were unemployed obtained a job.
- 1,455 people obtained an increase in employment income and/or benefits.

Employment Supports

- 6,531 people obtained care for child or other dependent in order to acquire or maintain employment.
- 4,652 people obtained safe and affordable housing in support of family stability needed to gain or retain employment.
- 19,099 people obtained food assistance in support of family stability needed to gain or retain employment.
- 4,209 people made progress towards an ABE/GED or post-secondary education program certificate or diploma.



*Jose - A Success Story
Three Rivers Community Action*



*Welding Class
Lakes & Prairies Community Action Partnership*

Solutions to Long Term Homelessness, Tri-Valley Opportunity Council

Housing stability is the first step necessary to improve life situations. However, many property management companies eliminate potential housing candidates that have poor or no rental experience, poor or no credit or an old felony from housing options. Tri-Valley's case managers spend time building trusting relationships with landlords and clients. They advocate for the client and are able to make a plan with the management company to house the Long Term Homelessness (LTH) clients. This collaboration brings new services where they were lacking and creates new opportunities. This focus is the basis of positive outcomes for both parties.

Case Managers spend time getting to know the households and establish a relationship where the participant is encouraged, supported and empowered. Households are encouraged to identify strengths and needs. Clients will be supported toward self-sufficiency by setting goals, removing barriers, and skill building. Tri-Valley case management can be provided through home visits, by phone, email, texting and regular mail as needed and requested by client. Each household will receive individualized case management best suited to meet their needs.

Tri-Valley case managers hear from clients regarding their successes or failures regarding housing and housing stability. Once housing is stabilized clients can address the issues that lead to homelessness or being at risk of homelessness. Case management is one tool used to assist clients' development and needed skills to maintain housing stability. Case managers are committed to providing high quality service to the clients. They start by working to develop trusting relationships with clients. Case managers assess the client's situation and work with the household as a team, to determine how best to meet their needs and assist them to identify goals, assess resources and develop their future story.

Direct assistance is used along with other mainstream community resources to address the basic housing needs. Case managers discuss mainstream community resources during the intake process to determine additional services that could be beneficial and households are assisted in filling out applications for mainstream community programs.



*Wheelchair Ramp Installation
West Central Minnesota Communities in Action*



*Vehicle Program
Tri-County Community Action Partnership*

Child and Youth Development

Community Action and their network of community partners recognize the importance of education and training as a foundation for securing a healthy, successful future.

From early childhood school readiness to adult basic education to training partnerships with local industry Community Action supports education strategies. In 2017, Community Action Agencies leveraged 843 partnerships with school districts across Minnesota, and 281 partnerships with post-secondary education or training institutions.

Community Action connects children with low incomes to a range of early learning opportunities. Whether enrolling children in Head Start, connecting parents with Early Learning Scholarships, or helping families learn how to use Parent Aware to choose high quality early childhood programs, Community Action is an essential resource for parents and families. These efforts help children from low-income households and their families to build the skills and knowledge necessary to thrive.



*Niigaan Youth Program
Mille Lacs Band of Ojibwe*

Statewide Impact

Children and Youth

- 9,465 children participated in preschool activities to develop school readiness skills.
- 4,162 children participated in preschool activities and are ready to enter Kindergarten or 1st grade.
- 514 youth improved their social and emotional development.
- 657 youth increased academic, athletic, or social skills for school success.
- 189 accessible before-school or after-school program placement opportunities for low-income families were created or saved from reduction or elimination.
- 3,801 accessible or increased educational training placement opportunities were created, or saved from reduction or elimination.

Parents and Caregivers

- 12,926 parents and other adults learned and exhibited improved parenting skills.
- 11,452 parents and other adults learned and exhibited improved family functioning skills.

Project Student Success Scott Carver Dakota Community Action Partnership

On average, American families spend \$635 per child for school supplies each year. For many of CAP's client families, this is out of reach on budgets already stretched thin by other necessities. SCD CAP's vision is for a strong community with healthy individuals, families and quality education. For over ten years, CAP has been offering a backpack and school supply distribution program to our client families. In the past year, CAP took intentional steps to revitalize the program, make it more client centered, and better en-gage the community.

The program was renamed Project Student Success (PSS) and for the first time, CAP reached out to local schools, businesses, and organizations to partner on the program. In the past, the program used agency funds to purchase back-packs and school supplies. This year, the community came together to donate 38,675 school supplies which were distributed to 1,639 local students in need. More than 45 organizations, businesses, churches, and individual donors made this program possible. The outpouring of generosity from the community reminded our agency once again what is possible when you offer people the chance to help others. With this momentum, we will be able to better use agency resources to serve families year-round and connect with our community



*Head Start Program
Lakes and Pines Community Action Council and
Mahube Otwa Community Action Partnership*



Transportation

Stable, safe, and dependable transportation are key components of the larger picture of self-sufficiency. Minnesota Community Action partners with local government, low-income participants, local businesses, and others to offer and develop an array of transportation resources. Regional transportation systems, providing cars through car loan programs, and offering financial education and incentives to low-income participants saving for a car, are all a part of the network's approach to fighting poverty.

Statewide Impact

- **2,038,207 Rides**
- **4,549 individuals received emergency transportation assistance – bus tokens, taxi voucher or van service.**
- **61,335 individuals obtained access to reliable transportation and/or driver's license.**
- **279,697 accessible new or expanded transportation resources, or those that are saved from reduction or elimination, were made available to low income people, including public or private transportation.**

Community Care Auto Repair, Arrowhead Economic Opportunity Agency

Every AEOA Community Needs Assessment since 1999 has found personal vehicle repair to be a major problem for an average of 51% of respondents. Having explored car purchasing programs, volunteer drivers, and utilizing program support services to meet these needs, AEOA began exploring a new way of addressing the car repair dilemma in 2014. By October of 2017, that planning process paid off when the Agency secured a location for AEOA's new social enterprise venture—Community Care Auto Repair.

Community Care Auto Repair (CCAR) allows the market to support the mission of assisting low-income people with reduced rate car repairs. AEOA secured knowledge and funding from the Northland Foundation as part of their Social Enterprise Learning Community. Support of the Northland Foundation helped guide the Planning Department in researching the market, designing the business model, and securing community partners and additional funds for building a repair and shop operation.

CCAR is now open to serve the whole community, offering auto and light truck repairs performed by an experienced ASE-certified mechanic at competitive rates. The Adult Basic Education (ABE) Program connects people with AEOA's workforce programs and CCAR offers work experiences for people before they secure permanent employment.

CCAR completes walk-in work requests, as well as referrals from area human service agency partners. Reduced rates repairs are available for those who meet income guidelines and who are referred by a human service agency or the local police department. Our primary customers are community members who otherwise would not be able to afford a car repair, and the business is supported by those purchasing our quality services - either referred customers (reduced rate) or walk-in customers (who pay market rate). In its first nine months of service, CCAR provided over 231 estimates and 142 completed repairs.

Medical Transportation Services, West Central Minnesota Communities Action

In rural Minnesota, it's not uncommon to travel 20 miles or more to get to the nearest grocery store, doctors office or place of employment. For people without reliable transportation, this can pose a road block when it comes to meeting even the most basic of needs. The lack of public transportation in these areas contributes to the issue. West Central Minnesota Communities Action Inc.'s Ready Ride program has been providing rides using volunteer drivers to Seniors in West Central Minnesota since 2016, through a Department of Human Services Live Well at Home Grant. It has proven to be an incredible resource for seniors, allowing them to attend Adult Day services, medical appointments, and visits to family and friends to name a few. Staff in the Ready Ride program saw the impact this program was having on seniors and knew it could be expanded to fill gaps for other populations as well.

Through participation in community partner conversations, and insight from WCMCA staff who know the most common barriers that face participants, leadership reached out to the local Mental Health Consortium. The aim was to see if a partnership could be created to provide rides for individuals with a Mental Health Diagnosis who may be unable to drive and need rides to out of area medical appointments that are not covered by their insurance. Region 4 South Adult Mental Health Consortium see's the need for this service every day and were happy to jump on board to provide financial support for this program expansion.

WCMCA has now been provided rides for adults with Mental Health concerns for 5 months, having provided over 56 rides using 30 area volunteers. One specific participant is able to attend regular mental health appointments now that Ready Ride is an option. Prior to Ready Ride, she would have to wait up to 10 months to get into the psychologist in the town that she lives in. Now that she has access to reliable transportation through Ready Ride, she can travel out of town to be able to attend her psychologist appointments on a regular basis rather than have to wait 10 months to be seen.



*Hiawathaland Transit
Three Rivers Community Action*


Financial Education and Asset Building

Helping people secure and manage income, build savings and assets, and protect earnings are key Community Action activities that promote the immediate and long-term economic security of low-income individuals and families. Community Action reaches thousands of families every year, connecting them with opportunities to develop positive financial management skills and habits, as well as to build income and assets that help move them out of poverty.

Statewide Impact

Economic Asset Enhancement and Utilization

- 13,804 households in tax preparation programs obtained a Federal or State tax credit with an aggregate value of \$15,151,774.
- 2,247 people demonstrated an ability to complete and maintain a budget for over 90 days.
- 502 people increased their savings through an Individual Development Account (IDA) or other savings account.
- 40 people capitalized a small business with accumulated savings.
- 55 people pursued post-secondary education with accumulated savings.
- 64 people purchased a home with accumulated savings.



Tri-CAP

Family Assets for Independence in Minnesota

Research from the Individual Development Account field suggests that people with very limited incomes can and do save money and accumulate assets when given incentives, financial education and institutional supports. IDAs are matched savings accounts that help low-income families to save, build assets, and enter the financial mainstream.

The Family Assets for Independence in Minnesota program (FAIM) is Minnesota's only statewide Individual Development Account (IDA) program and is delivered by a statewide multi-site collaborative of Community Action Agencies, community based nonprofits, and Bremer Bank. West Central Minnesota Communities Action coordinates the statewide network.

For more than 20 years, FAIM has helped participants to build assets. Participant savings are matched at a rate of three to one: For every \$1 of earned income saved (up to \$480 per year), \$3 is matched towards purchase of an asset. Eligible assets include home purchase, capitalization of a small business, and post-secondary education. For more information about Minnesota's FAIM program, visit www.minnesotafaim.org.

FAIM's Return on Investment:

FAIM delivers a strong return on investment for the public and private dollars that have supported it. When participants reach their asset goals, Minnesotans benefit from stable housing for low-income families, increased property taxes generated through homeownership, newly created jobs, local small business purchases, increased professional skills and a better educated workforce.

FAIM Post-Secondary Education

- 40% of respondents indicated that their employment had improved since completing their education.
- 57% indicated their incomes had increased by a combined \$440,000+ per year.
- The percentage of FAIM post-secondary education accountholders not using any type of public assistance increased from 13% (at enrollment) to 64% (time of survey).
- 24% of FAIM post-secondary accountholders had no debt at follow-up.

FAIM Home Ownership

- 97% still owned their own home. Two participants had sold their homes. No FAIM homeowners responding to the survey had foreclosures
- 89% had not used risky financial products or services in the previous 6 months. Of those who had, they used only one product.
- 39% had no debt other than their mortgage.

FAIM Small Business

- 89% of surveyed FAIM-sponsored businesses were still in operation more than two years after opening compared to a national average of 44%.
- 65% of businesses achieved an increase in their sales and income after applying their FAIM matched savings to improve their businesses.
- Of the 130 small business accountholders responding, the total estimated revenue was \$4.64 million per year.

First Time Home Ownership, United Community Action Partnership

Many families find it difficult to locate and obtain safe, affordable housing. The very thought of being a home owner is nothing more than a dream to some.

A housing survey completed for the city of Marshall identified the need for over 600 additional housing units by the year 2025. To address this need, United Community Action Partnership (UCAP) worked with Minnesota Housing Finance Agency (MHFA), Greater Minnesota Housing Fund (GMHF), Turkey Valley Farms and the city of Marshall to build five single family, four bedroom homes in the city of Marshall.

This collaboration of entities brought together multiple funding streams and levels of expertise. UCAP applied and received funding from MHFA's IMPACT Fund for a pilot project as housing development is a new venture for UCAP. To support the construction portion of the project, the city of Marshall provided lots at a reduced price, Turkey Valley Farms offered 0% construction loan financing and MHFA provided value gap grant funds.

The newly constructed homes were made affordable for low to moderate income families through down payment assistance from MHFA and GMHF. Dreams do come true, as all five homes have been sold to first time homeowners. In 2019, UCAP will begin construction for six additional homes.

Housing Stability

Community Action provides a range of services to promote housing stability. Community Action plays a key role in the regional Continuum of Care (CoC) Committees whose mission it is to develop plans to address the full spectrum of homelessness. The CoC process brings together housing and service providers, homeless people, private sector interests, government officials and others for regional coordination and planning. These efforts increase access to resources to assist homeless persons, lead to more efficient use of existing resources, and increase collaboration among existing service providers.

Agencies deliver a range of supportive services related to housing stability. Examples of programs include:

- Foreclosure Mitigation, Prevention, and Counseling
- Family Homeless Prevention and Assistance Program
- Emergency Shelter and Motel/Hotel Voucher Programs
- Transitional and Rapid Re-Housing
- Long-term Homeless Supportive Services and Permanent Supportive Housing
- Affordable Housing Development

Family Results:

Low-income people become more self-sufficient.

Statewide Impact

- 1,551 individuals received emergency temporary shelter.
- 491 projects improved or preserved 4,305 safe and affordable housing units.



Housing Development, United Community Action Partnership

Affordable Housing Development Community Action Partnership of Ramsey & Washington Counties

In Ramsey and Washington counties, residents with low incomes consistently identify affordable housing as one of the greatest needs in the Community Needs Assessment process. Community Action Partnership of Ramsey and Washington Counties (CAPRW) conducts every three years. Residents also raised concerns about rental qualifications and the location and accessibility of housing. These findings are not unique to the Needs Assessment, having been supported by extensive research from outside sources and press reports. In Ramsey County for example, there are very little affordable housing options for households below 60% of the Area Median Income. Additionally, the National Low Income Housing Coalition reveals that for every 100 extremely low-income households across the Twin Cities, there are only 30 affordable housing units that are available to them.

In response to these needs, CAPRW initiated a housing development program in 2016. The program works to increase the number of affordable rental units in the region through the rehabilitation of existing housing stock. The agency adopted a scattered site development model since this innovative approach both upgrades existing housing stock to the benefit of neighborhoods and connects extremely low-income families to housing opportunities close to schools, jobs, public transportation, healthcare, and other essential services.

To date, CAPRW has developed and preserved three properties with a focus on renting to extremely low-income people. Qualifying renters benefit from participation in this program as well as other services that improve their lives. One of the first tenants, Kounig, a single mother of three, also receives energy assistance services and remarked, “I did not even know stuff like this existed...It was like someone saved me.”

CAPRW is uniquely positioned to further expand these housing development initiatives. By leveraging CSBG and MCAG funds the agency has already accessed approximately \$960,000 in housing development dollars. To expand this effort, CAPRW will grow its housing development expertise, leverage other funding sources, and foster additional partnerships. While there remains much work to be done, CAPRW leadership is confident that these efforts will make an indelible impact on the lives of families while also creating notable positive social and economic outcomes for the entire community.



*Phoenix Transitional Housing Building
West Central Minnesota Communities Action*

Community Building

Linking a variety of local services, programs, community stakeholders, and concerned citizens is a way to combat community-wide causes and conditions of poverty. Community Action builds partnerships with other nonprofits, faith organizations, local governments, for-profit businesses or corporations, housing consortium, school districts, banks, and other groups. This partnership approach is central to the effectiveness of Community Action programs and services. By partnering with other local organizations, Community Action agencies expand and leverage resources to help families and communities achieve important outcomes.

Community Results: Conditions In Which Low-Income People's Lives Are Improved.

Statewide Impact

- 100 safe and affordable housing units created in the community.
- 4,305 safe and affordable housing units preserved or improved through construction, Weatherization or rehabilitation. *Includes loans, rehab work and/or advocacy.
- 3,836 accessible and affordable health care services/facilities created or maintained.
- 16,244 accessible safe and affordable child care or child development placement opportunities for low-income families created or maintained.
- 279,697 accessible new or expanded transportation resources, or preserved transportation resources available to low-income families, including public or private transportation.
- 793,498 information and referral calls provided to households requesting assistance.
- 20,523 community members mobilized by Community Action who participate in community revitalization and anti-poverty initiatives with 1,770,740 hours of donated service.

Expanding Child Care Options Lakes and Pines Community Action Council

Quality, low cost child care is hard to find in rural East Central MN. Lakes and Pines CAC heard the need for these services and responded through a partnership with Allstar Child Care Center in Milaca to build a new building. This project increased the number of available child care slots, and created new employment opportunities in the area.

Construction was made possible through a MN DEED grant that Lakes and Pines wrote to secure seed funding for Allstar to leverage other investors. Allstar opened their doors to the community in June 2018. Investing in partnerships and resource development were key to this initiative's success.

KOOTASCA Community Action

KOOTASCA's Circles of Support and Head Start programs partnered with Second Harvest North Central Food Bank to bring a variety of activities to Grand Rapids during the month of February under the theme of ONE CRISIS AWAY....We are all just one crisis away from poverty.

The One Crisis Away theme was designed to highlight the reality of how desperately close many people are living to being at or below the poverty line. Opportunities to learn about the realities of life in poverty as well as chances to participate in unique training offerings were offered to the community throughout the month.

The month began with a workshop, "Poverty in Itasca County", featuring local service providers sharing information about current poverty trends and resources available to assist with basic needs. The following week, the community participated in the "Living on the Edge...a Poverty Simulation" workshop in partnership with Lakes & Pines Community Action.

Well known poverty expert, Jodi Pfarr was invited to conduct a day long workshop "Effectively Living & Working in a Diverse World". In addition, Jodi Pfarr conducted three separate shorter workshops, "The Intersections of Race, Poverty, & Class" with the Grand Rapids Police Department, Itasca County Health & Human Services, and the general community.

Campaign activities concluded with a screening of the film, "American Winter: In the Richest Country on Earth, Millions Have Been Left Out in the Cold". Early in the campaign, area high school students were invited to participate in an essay contest to share their thoughts around the one crisis away theme. Essay contest winners were recognized at this event following the film screening.

Cumulative attendance for all One Crisis Away activities was 441. In addition to social media and partner websites, media coverage of campaign activities included seven articles in the Grand Rapids Herald Review. KAXE radio aired consistent public service announcements for each event. The Poverty in Itasca County workshop was filmed for the areas local television station, ICTV. The campaign was featured on the Blandin Foundation's Outpost Blog and live on KAXE radio's Morning Show.

The One Crisis Away campaign is an example of how KOOTASCA demonstrates their commitment to keeping the community informed about issues affecting the poor. By renewing community interest, the campaign strengthened partnerships and brought attention to KOOTASCA's mission of building community to end poverty.

Nutrition and Health

Nutrition, health and well-being are essential for economic success. Community Action improves access to healthy food for food insecure people and families through food shelves and congregate dining programs. Programs also connect people to public benefits programs that increase their resources and well-being.

Community Action has shown leadership in the broad outreach initiative to increase participation in the Supplemental Nutrition Assistance Program (SNAP, formerly known as food stamps). Outreach efforts inform communities about the value of SNAP and help people apply for benefits. Statewide SNAP outreach efforts leverage the energy and expertise of Community Action Agencies and other nonprofits. Activities are tailored to address unique community needs, and generally include educating households about SNAP, eligibility screening and application assistance.

Access to affordable health care and insurance is also key to family stability and self-sufficiency. Community Action is consistently a visible and successful leader in connecting low-income Minnesotans with health related resources. Community Action staff and volunteers provided outreach and application and enrollment assistance statewide to help connect uninsured and hard to reach Minnesotans with MNsure.

Statewide Impact

Family Health Outcomes

- 10,290 children obtained immunizations, medical, and dental care.
- 5,837 people obtained health care services for themselves and/or family member.

Community Health Outcomes

- 3,836 accessible safe and affordable health care services/facilities for low-income people were created, or saved from reduction or elimination.
- 7,108 community services to improve public health and safety were created or preserved.



*Garden Project
Arrowhead Economic Opportunity
Agency*



*Senior Dining Program
Semcac*

Age Well, Live Well Community Initiative, Prairie Five Community Action Council

Our organization has always had strong support for aging and adult services. Our transportation program started as a \$30,000 grant under Title III of the Older Americans Act. It is now a 2.5 million regional transportation program. We are moving in an exciting direction to support older adults to live life as fully and independently as possible.

We are creating different service models that are needed to reduce and /or stabilize risk factors for older adults. With the baby boomer generation reaching the age of older adulthood, the number of individuals eligible for senior programs is growing at an unprecedented rate and this new generation of older adults has different needs and expectations than their predecessors. Our new constituency is a generation of convenience. We want older adults to age in their own home and communities for as long as possible. We were successful with funding application to hire an Age Friendly Communities Coordinator in 2017. This has allowed us the opportunity to facilitate collaboration between long-term service and support providers, health care providers, other state agencies, other funders, policy makers, community organizations and local businesses. The partnerships have allowed us to start innovative projects and expand and change existing programs: One Stop Shops for information and assistance; Caregiver Support Grants from Churches; Mobile FS delivery to homebound, Expansion of Nutrition Assistance Program for Seniors (NAPS); Handicap equipment lending library expansion; portable ramp rental; SNAP outreach/application assistance; Rural transportation expansion; memory groups; education topics such as Advanced Health Care Directive and Medicare Supplement counseling. Our most recent announcement will be a senior dining/home delivery meal system with the purchase of a hot/cold truck. With rural/remote food delivery that will include various options, routes, and food combinations that are traditionally not available. In 2019 we will pilot a mobile senior center to serve our rural communities to create an environment of choice, self-direction, social inclusion, community engagement, intergenerational connections, and innovative technology-based efficiencies for older adults. This is exciting progress for the Community Action Network.



Grocery Express Bus, Community Action Duluth

Emergency Services

While addressing long-term economic self-sufficiency is core to Community Action's work, providing emergency services is sometimes the first step to economic stability. Community Action connects people and families to the resources and supportive services they need during times of crisis.

Family Results:

Low-income people become more self-sufficient.

Statewide Impact

- 21,994 individuals received emergency food.
- 77,944 individuals received emergency fuel or utility payments.
- 6,047 individuals received rent or mortgage assistance.
- 1,551 individuals received temporary shelter.
- 4,549 individuals received assistance for transportation including bus passes, car repair assistance, gas vouchers.
- 13,412 individuals received emergency clothing.
- 8,348 people received emergency car or home repairs.

Emergency Food Response to Reduce Food Insecurity Wright County Community Action

In Wright County Community Action's 2015 Community Health Needs Assessment, food insecurity was a top priority. Nearly 30% of Wright County adults worried about food running out. In response, WCCA launched 3 new programs in our Food Security Program as well as expanded service hours and inventory at our existing food shelf.

The Emergency Food Box Network provides after hours food shelf services through local partners. The Mobile Food Shelf delivers food shelf services to the doors of seniors who were not able to physically visit the food shelf. The Back Pack Program provides brown paper bags full of food to help Head Start and Early Head Start families on the weekends. In the 2017-2018 school year, this WCCA program expanded to the Howard Lake Waverly Winsted school district and served Elementary students and their families. Additionally, WCCA helped support grassroots initiatives like the FE+ED produce drop in Montrose and the Fare-For-All distribution in Buffalo and the Alleluia Lutheran Food and Bakery distribution in St. Michael. When the same question was asked in 2018, Wright County adults who reported worrying about running out food was reduced to 15.6%.



*Montrose Lions Volunteer Food Packing
Wright Community Action*

Brittney - A Success Story

Community Action Partnership of Ramsey & Washington Counties

Brittney is a single mother who struggled to afford amenities that many take for granted, such as electricity or a place to call home. Thankfully, that is no longer true today. Brittney was referred to Community Action Partnership of Ramsey & Washington's Energy Assistance Program where the Energy Program Coordinator helped her get rental assistance through a grant from the Homeless Outreach, Prevention and Education (HOPE) Collaborative. The grant enabled Brittney and her daughter Nariah to move into an apartment, but she still had trouble keeping up with her energy bill payments. The Energy Assistance program stepped in once again, and helped cover a portion of her energy bill for three consecutive months. Today, Brittney can afford her own apartment. She still receives check-up calls from the Energy Program Coordinator, even though her situation has improved. She says she could not be more appreciative of the assistance and support she received from Community Action.


"I honestly would not have electricity without Community Action's help. The service I received was excellent. Community Action's assistance really helped me to be in a better position." ~ Brittney

Rural Transportation Solutions, Semcac

Semcac's Transportation Department offers affordable public busing (Rolling Hills Transit), as well as rides for seniors and Medicaid recipients (Volunteer Driver Program). Both programs have grown in the last four years, therefore the need for more space to operate these programs has been an ongoing concern. To continue providing the most-efficient transportation services to those traveling to work, school, daycare and doctor appointments in rural southeastern Minnesota, the agency needed a solution.

Semcac-operated bus rides are available in the counties of Dodge, Houston, Fillmore, rural Olmsted and Winona. Volunteer, donation-based rides for seniors and Medicaid recipients are available in Dodge, Fillmore, Houston, Steele, Waseca and Winona Counties. These programs affect the lives of thousands in this area including seniors, preschoolers, job seekers, those who cannot afford personal vehicles, individuals who are disabled and those who cannot transport themselves. In 2017, Rolling Hills Transit provided 58,354 rides via public busing and volunteer drivers provided 17,471 rides.

After exploring ideas, planning began for a new transportation building for staff and buses in Kasson, MN. Here, the Rolling Hills Transit buses will be stored/parked with space for the transportation dispatch center and management offices. The building plans include space for training staff, offices, dispatch workspaces, parking for 6 buses, and a bus wash bay. In July 2018, Semcac's Transportation team hosted a groundbreaking event for the construction of the new transportation building!



*Brittney - A Success Story
Community Action Partnership of
Ramsey & Washington Counties*

2018 Best and Promising Practices from the Minnesota Community Action Network

After more than 50 years of service, Minnesota's Community Action Agencies continue to develop new and innovative ways to provide opportunities for low-income families. Agencies are breaking new ground in delivering services to low-income people.

The agencies described in this section were honored for creating initiatives designed to help people facing a wide array of issues including: chronic disease, lack of transportation and affordable housing, food insecurity, and recidivism. The 2018 Best and Promising Practices Awards recognized initiatives that provide and document measurable outcomes, demonstrate innovation, collaborate with the broader community, and are replicable.

A Best Practice is a program, project, process, procedure, or strategy that has measurably increased the capacity of a community to end poverty. For example, a best practice could incorporate a short term project, management strategy or new partnership with community organizations and members. A Promising Practice has met the same criteria, but has existed for less than a year, therefore has not yet obtained the significant measurable results of a Best Practice.

The Minnesota Community Action Partnership collaborates with the University of Minnesota College of Human Education and Human Development, and the Minnesota Department of Human Services, Office of Economic Opportunity for the Best Practices awards.

Project Community Connect Community Action Partnership of Scott, Carver and Dakota Counties

The Best Practice

Every year, Scott Carver Dakota CAP Agency, in partnership with Scott and Carver counties, hosts the annual Project Community Connect event. This community event offers a one-stop location for direct services to residents of Scott and Carver Counties who are "living on little," and those who are homeless or at risk of becoming homeless. Clients are able to access resources from programs including the CAP Agency's Energy Assistance, Crisis Nursery, Housing and Emergency Services, Food Shelf, Thrift Store, SNAP outreach, CHORE, Child Care Aware, and Head Start programs, as well as other direct service providers.

Housing Development Mentorship Project Three Rivers Community Action

The Best Practice

The Housing Development Mentorship Project is a collaborative initiative where Three Rivers Community Action works with other Community Action agencies to develop affordable housing. Three Rivers has extensive development experience. Community Action agencies across the state see the urgent housing needs, but often lack the staff expertise needed to develop complex housing projects on their own. With the Housing Development Mentorship Project, Three Rivers creates formal partnerships with sister agencies, guiding them through the entire housing development process. To date, Three Rivers has worked with three Minnesota Community Action agencies to generate \$15.6 million to develop 79 affordable rental units.

Vehicle Repair Program Tri-County Action Program

The Best Practice

Over the past two years, Tri-CAP has piloted three program rounds of vehicle assistance which served 244 households, improving their access to reliable transportation. Through this program pilot, Tri-CAP responded to the transportation barrier to self-sufficiency as found in the agency's last three community needs assessments. Participating households improved their self-sufficiency by improving their ability to commute to work, shop at mainstream grocery stores and go to medical appointments. This is a long term multifaceted solution to reliable transportation being developed under the guidance of Tri-CAP's Innovative Vehicle Program Manager.

Home Energy and Resource Advisor, Energy Assistance Tri-County Action Program

The Best Practice

The Home Energy and Resource Advisor serves households who are eligible for the Energy Assistance Program, have a high energy burden, have had a crisis event, and have a continued history of primary heat payments. The Home Energy and Resource Advisor conducts home visits identifying areas of energy loss, providing household savings education, identifying opportunities for conservation related appliance replacement and providing referrals to community resources. The Advisor offers household budget creation assistance and makes the referral to Tri-CAP's Financial Fitness class which provides in-depth financial literacy training, the opportunity for individual financial coaching, and connection and navigation to appropriate agency programs and community resources.

Ready Ride West Central Minnesota Communities Action

The Promising Practice

To meet the growing demand for transportation, WCMCA began Ready Ride, a volunteer driver service to older adults. This program brings together community members, public transit, and older adults with transportation needs. The service has been found to enhance quality of life for older adults by providing access to other services and socialization. Since the program started in July of 2016, 49 volunteer drivers have been recruited. These drivers have provided 181 people with 572 rides. This equates to over 14,000 miles and 1037 volunteer hours, valued at over \$25,000. Rides have included medical appointments, beauty salons, public events, grocery shopping, and visits to out-of-town relatives, just to name a few.

Emergency Food Box Network Wright County Community Action

The Promising Practice

Originally, the EFBN was created to solve some of our food security program's concerns such as transportation, stigma, and lack of resources. However, once implemented, the program's potential allowed us to see that the 30-lb food boxes were more like a lifeline than a band-aid. By exercising innovation and partnering emergency food distribution with community advocates and great outreach tools, WCCA has been able to provide a comprehensive approach to serving the low-income population of Wright County. Collaboration with 17 community host sites and introduction of an effective referral process has been key. The EFBN not only provides a 30-lb box of food but specifically focuses on engaging the community. This strategic and innovative model is an excellent platform for engaging the community in a broader approach to local outreach.

City of Mankato Mobile Home Replacement Program Minnesota Valley Action Council

The Promising Practice

The City of Mankato Mobile Home Replacement Pilot Program is a unique partnership between Minnesota Valley Action Council (MVAC), the City of Mankato and local mobile home parks. This partnership works to identify substandard owner occupied mobile homes that are beyond rehabilitation, and replaces those homes with newer, gently used mobile homes. Funding from Minnesota Housing, the City of Mankato and the three parks involved will assist one household in each park, for a total of three mobile home replacements in this pilot program.

BikePlus Community Action Duluth

The Promising Practice

BikePlus' purpose is to provide low income families and individuals with a reliable, refurbished, donated bicycle and equip them with the knowledge, skills and support they need to be successful urban cyclists. Committing to a lifestyle of bike commuting in Duluth can be a daunting task, but the benefits in terms of health, personal finance, transportation freedom, and environmental sustainability are numerous and far outweigh the challenges. Working to break down barriers to transportation, BikePlus has helped families access necessities like health care, healthy food, jobs, education and improved their overall personal situations.

Community Action Leadership Institute (CALI)

Minnesota's statewide Community Action Network is in the midst of unprecedented generational change. Leaders throughout the statewide network are growing into new roles. The Community Action Leadership Institute (CALI) is one of the exciting new ways in which we are supporting our current and future leaders.

The Institute, under the leadership of Dr. Clarence Hightower the Executive Director of Community Action Partnership of Ramsey and Washington Counties, brings together a small group of Community Action employees and provides them an opportunity to reflect on the purpose of their work, strengthen their leadership capacity, and gain a better understanding of how they might apply their best self in all aspects of their life. It is designed to equip staff with additional skills positioning them to maximize growth opportunities within the Community Action Network and the nonprofit arena.

This Institute is ideal for Community Action employees who have an interest in providing additional leadership to their agency. Institute participants are performing well in their current assignment, are willing to explore new and different paradigms, and are willing to invest in their own self-improvement.

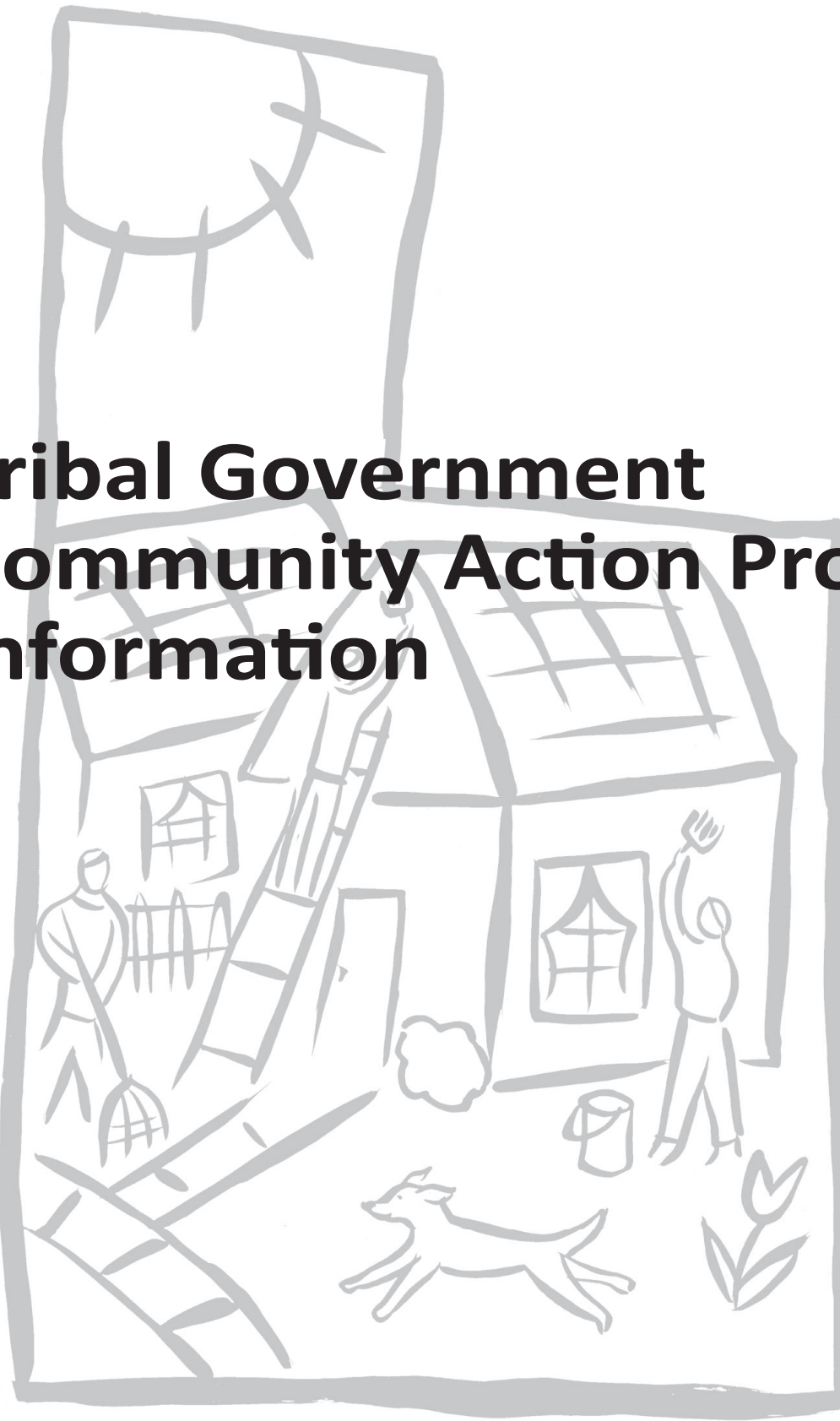
The Institute runs over the course of one year with four sessions designed to provide intellectual challenge, enhanced self-awareness, clarity of purpose, and renewed commitment to service. From the outset, the Institute encourages participant interaction and fosters team building. It concludes with a multi-media presentation to the Minnesota Community Action Partnership's Board of Directors and an informal graduation celebration.

Community Action has a proven tradition of peer-to-peer training that keeps training affordable and real-world relevant. Dr. Hightower's Community Action Leadership Institute is a highly acclaimed and exciting new resource benefiting Minnesota's statewide Community Action network.



2017-2018 Community Action Leadership Institute Cohort

Tribal Government Community Action Program Information



Minnesota Tribal Nations and Community Action Programs

Minnesota Tribal History

In Minnesota, there are seven Anishinaabe (Chippewa, Ojibwe) reservations and four Dakota (Sioux) communities. A reservation or community is a segment of land that belongs to one or more groups of American Indians. It is land that was retained by American Indian tribes after ceding large portions of the original homelands to the United States through treaty agreements. It is not land that was given to American Indians by the federal government. There are hundreds of state and federally recognized American Indian reservations located in 35 states. These reservations have boundary lines much like a county or state has boundary lines. The American Indian reservations were created through treaties, and after 1871, some were created by Executive Order of the President of the United States or by other agreements.

Anishinaabe Reservations

The seven Anishinaabe reservations include: Grand Portage located in the northeast corner of the state; Bois Forte located in extreme northern Minnesota; Red Lake located in extreme northern Minnesota west of Bois Forte; White Earth located in northwestern Minnesota; Leech Lake located in the north central portion of the state; Fond du Lac located in northeast Minnesota west of the city of Duluth; and Mille Lacs located in the central part of the state, south and east of Brainerd.

All seven Anishinaabe reservations in Minnesota were originally established by treaty and are considered separate and distinct nations by the United States government. In some cases, the tribe retained additional lands through an Executive Order of the President. Six of the seven reservations were allotted at the time of the passage of the General Allotment Act.

The Red Lake Reservation is the only closed reservation in Minnesota, which means that the reservation was never allotted and the land continues to be held in common by all tribal members. Each Indian tribe began its relationship with the U.S. government as a sovereign power recognized as such in treaty and legislation. The Treaty of 1863 officially recognized Red Lake as separate and distinct with the signing of the Old Crossing Treaty of 1863. In this treaty, the Red Lake Nation ceded more than 11 million acres of the richest agricultural land in Minnesota in exchange for monetary compensation and a stipulation that the “President of the United States direct a certain sum of money to be applied to agricultural education and to such other beneficial purposes calculated to promote the prosperity and happiness of the Red Lake Indian.” The agreements of 1889 and the Agreement of 1904, Red Lake ceded another 2,256,152 acres and was guaranteed that all benefits under existing treaties would not change.



*Niigaan Maple Sugar,
Mille Lacs Band of Ojibwe Indians*

Dakota Reservations

The four Dakota Communities include: Shakopee Mdewakanton located south of the Twin Cities near Prior Lake; Prairie Island located near Red Wing; Lower Sioux located near Redwood Falls; and Upper Sioux whose lands are near the city of Granite Falls.

The original Dakota Community was established by treaty in 1851. The treaty set aside a 10-mile wide strip of land on both sides of the Minnesota River as the permanent home of the Dakota. However, in the aftermath of the U.S.-Dakota Conflict of 1862, Congress abrogated all treaties made with them and the Dakota were forced from their homes in the state. The four communities were reestablished in their current localities by acts of Congress in 1886. The four Dakota Communities today represent small segments of the original reservation that were restored to the Dakota by Acts of Congress or Proclamations of the Secretary of Interior.

Source: MN Indian Affairs Council (www.indianaffairs.state.mn.us).

Minnesota Indian Affairs Council (MIAC)

The Minnesota Indian Affairs Council (MIAC) was established in 1963 (MN Statutes Chapter 888, Sec. 2 (3:922)). The Council provides a forum for and advises state government on issues of concern to urban Indian communities. The Council administers programs designed to enhance economic opportunities and protect cultural resources for the state's American Indian constituencies. The MIAC plays a central role in the development of state legislation. Programs that affect the state's American Indian population and tribal governments are influenced by the MIAC. Minnesota was the first state in the nation to establish an Indian Affairs agency and provided a model for other states to follow.

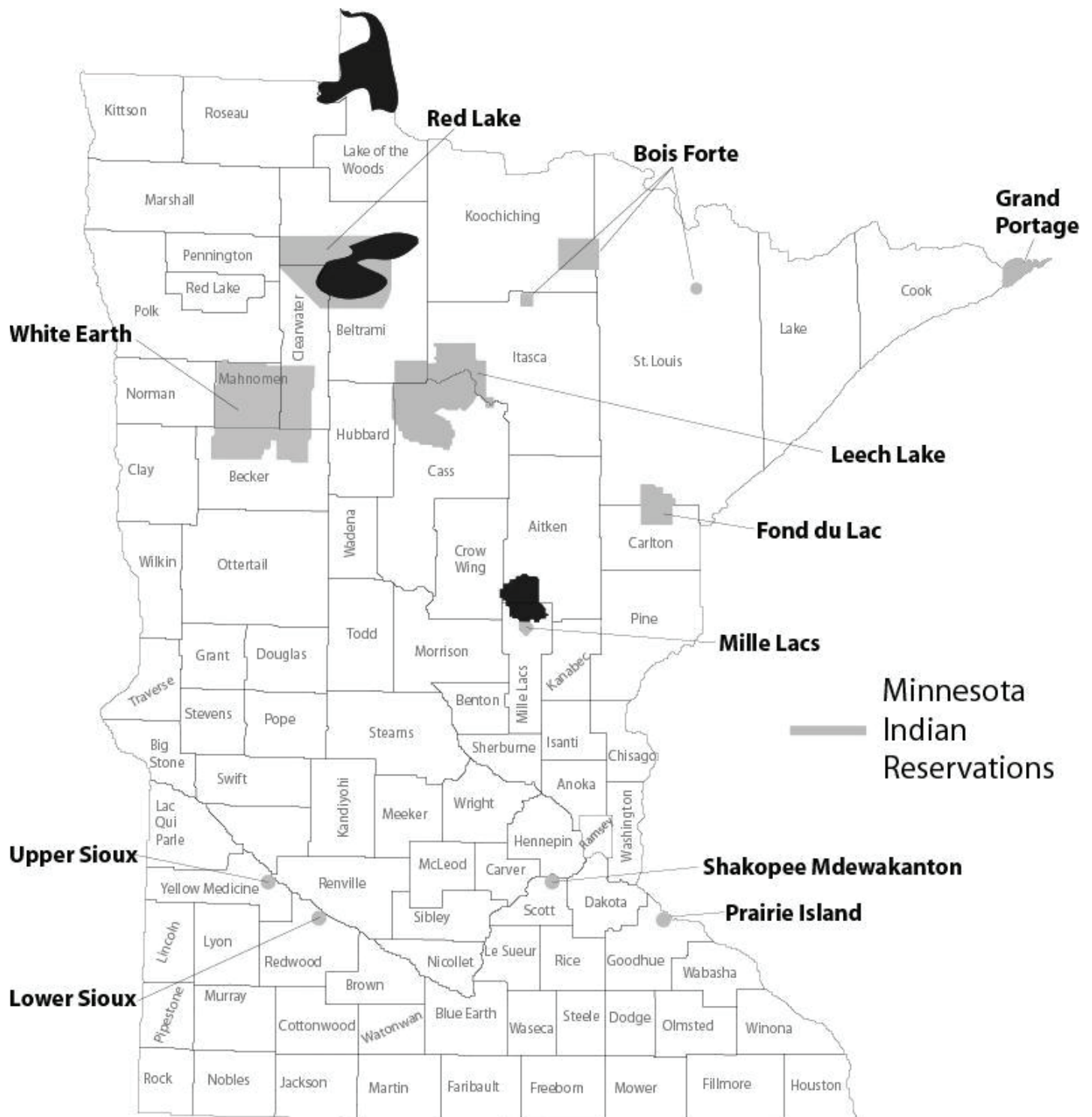
The Indian Affairs Council's vision is to strive for the social, economic and political justice for all American Indian people living in the State of Minnesota, while embracing our traditional cultural and spiritual values.

The mission of the Indian Affairs Council is to protect the sovereignty of the eleven Minnesota Tribes and ensure the well-being of American Indian citizens throughout the State of Minnesota.

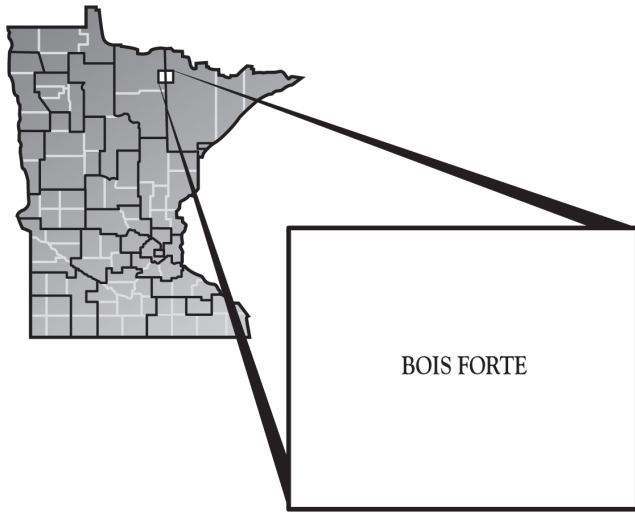
Tribal Community Action Funding

Minnesota's eleven Tribal Governments receive Federal Community Services Block Grant (CSBG) and Minnesota Community Action Grant (MCAG) funding through the Office of Economic Opportunity, MN DHS. Each Tribal Government determines how best to use Community Action funding to meet specific community needs. Each Community Action program delivers services to meet the unique needs and circumstances of each tribal community.

Minnesota Tribal Governments



Bois Forte Band of Chippewa



5344 Lake Shore Drive
PO Box 16
Nett Lake, MN 55772
Phone: (218) 757-3261

Website: www.boisforte.com

Service Area: Bois Forte Reservation

Legislative Districts

- Minnesota House: 3A, 5A, 5B, 6A
- Minnesota Senate: 3, 5, 6
- Congressional: 8

The Bois Forte Band of Chippewa is located in northern Minnesota in Koochiching and St. Louis counties, approximately 40 miles south of the Canadian border. The tribal headquarters are in Nett Lake, Minnesota.

What does the name “Bois Forte” mean?

Bois Forte, or “strong wood,” was the name given by French fur traders to the Native Americans living in the densest forests of what is now northeastern Minnesota.

How did the Bois Forte people traditionally live?

The Bois Forte people lived in harmony with the rhythms of nature, moving through the woods as the seasons changed to fish, hunt, pick blueberries, and make maple sugar. This began to change when Europeans started arriving in the late 1600s and early 1700s. Since that time, the Bois Forte people have seen many changes; the great forests are gone, there are many more people and far fewer animals. Despite these alterations, the Bois Forte have endured and built a diverse, growing economy at the same time they have preserved their ancient traditions; harvesting wild rice, tapping maple trees and picking berries to name a few. Weaving everything together is a sense of community, expressed as gatherings and celebrations in powwows and sacred ceremonies.

How did the Bois Forte people come to the area where they currently live?

The Bois Forte Band of Ojibwe has lived in northeastern Minnesota for centuries, but did not originate here. The people journeyed from the east coast up the Saint Lawrence River around the Great Lakes and followed the rivers and lakes inland. During the early years of fur trading with non-Indians, the Bois Forte people moved inland from the Grand Portage area to the mouth of the Vermilion River.

Where is the Bois Forte Reservation?

The Bois Forte Reservation is located in northeastern Minnesota. The Reservation consists of three parts. The largest section is at Nett Lake in St. Louis and Koochiching counties. It is home to the majority of Bois Forte Band members and the Band’s Tribal Government Offices. The Vermilion Reservation is located near the city of Tower on Lake Vermilion in St. Louis County. It is home to Fortune Bay Resort Casino, the Bois Forte Heritage Center, the Vermilion Family Wellness Center and the Vermilion Community Center and Health/Dental Clinics. Deer Creek in Itasca County is also part of the Bois Forte Reservation although no Band members live there.



How was the Bois Forte Reservation created?

To obtain Indian people's rich land and natural resources, the U.S. government signed a series of treaties with Indian nations in the 1700s and 1800s. Under the terms of the Treaty of 1854, Indian people in northern Minnesota ceded land from International Falls to Duluth to Grand Portage. The Bois Forte Indians were given the right to select reservation lands in the vicinity of Lake Vermilion, which was the heart of their community, and they retained the right to hunt and fish in the ceded area.

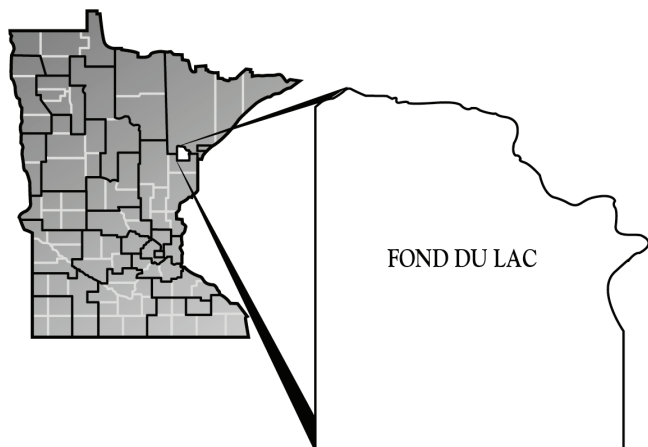
But when reports of gold beneath the Bois Forte people's lands began to circulate, non-Indians wanted the land. That led to the Treaty of 1866, in which all claims to a reservation near Lake Vermilion were relinquished and a reservation of about 100,000 acres was established at Nett Lake. Even though the Vermilion reservation was reestablished by an 1881 Executive Order, the Bois Forte Indians were only given back about 1,000 acres in the Vermilion area, instead of the tens of thousands they had been promised in the Treaty of 1854.

How was the Bois Forte Band government of today created?

The federal Indian Reorganization Act of 1934 recognized that assimilation had failed and that Indian people and Indian governments should be strengthened, not weakened. It was followed by other policies of the twentieth century, such as the Freedom of Religion Act, the Indian Child Welfare Act, and the Indian Self-Determination Act, which marked a new respect for Indian sovereignty and self-governance. Indian nations like Bois Forte were offered the choice of managing their own government programs.

Also during this century, the Minnesota Chippewa Tribe was formed as a political union of six Chippewa bands. This helped the Bois Forte Band further strengthen its government. By 1997, the Bois Forte Reservation Tribal Council had assumed full responsibility for the delivery of all governmental programs and services to its people.

Fond Du Lac Band of Lake Superior Chippewa



1720 Big Lake Road
Cloquet, MN 55720
Phone: (218) 879-4593

Website: www.fdlrez.com

Service Area: Fond du Lac Reservation

Legislative Districts

- Minnesota House: 3A, 3B, 6A, 6B, 7A, 7B, 11A
- Minnesota Senate: 3, 6, 7
- Congressional: 8

Over the past twelve years the Fond du Lac Band of Lake Superior Chippewa has been working on broadband development for the Reservation. In 2012, the Band became a Blandin Broadband Community through the Blandin Foundation. As part of a Blandin Broadband Community, the Band has been able to apply for funding for various Broadband projects. These projects included hiring of a consultant to conduct a study on the Broadband needs of the community, install 13 wireless hot spots for the community, and conduct a two week “app camp” for Fond du Lac high school students to learn how to create apps for smart phones and tablets.

In conjunction with the efforts with the Blandin Foundation, Fond du Lac also pursued grant opportunities with the United States Department of Agriculture. In 2014, the Reservation applied for two grants to create a fiber to the home network through the USDA Community Connect program. These grants were declined. Using that experience the Band applied again in 2015 for the same fiber to the home network project and the grants were awarded. Beginning in 2016, the Fond du Lac Reservation began with the process of constructing this network which should be completed and operational by December 2018.

The Fond du Lac Band is committed to expanding Broadband throughout the Reservation and is looking forward to continuing work with the Blandin Foundation and the United States Department of Agriculture through 2016 and beyond. Increasing broadband access is a huge step towards bettering the lives of Band members and the surrounding community and opens up the opportunity to new jobs, education and economic development.



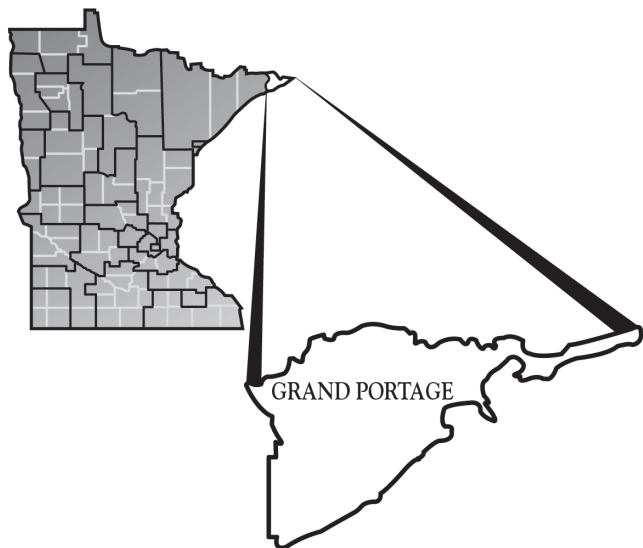
Helping People, Changing Lives

The Fond du Lac Band of Lake Superior Chippewa wrote a grant to the Enterprise Foundation to secure funds to provide HUD VASH training to neighboring tribes. VASH is Veterans Affairs Supportive Housing where tribes can apply for housing vouchers for veterans in their communities. Fond du Lac contracted with a consultant to provide Supportive Housing training over a period of 9 months. There were a total of five trainings held at the Fond du Lac facilities.

These trainings were patterned after Supportive Housing Tool-Kit trainings used in Colorado. These sessions took a different housing topic each session for 9 months with various presenters and housing models for people to hear and see. These trainings were formatted to be two days per month for nine months.

There were five trainings held between December 2015 and July 2016. All total the trainings had 102 people in attendance which average just over 20 people per session. The five trainings were all well attended even though the weather did not always cooperate. Overall, the attendees were very pleased with the sessions and the topics. The range of where attendees came from was a surprise as well. We were expecting Minnesota staff, but staff came from Montana and the Dakota's as well. Attendees also requested that we offer more sessions in the future. The five sessions brought together housing and services staff from varied locations to work on housing needs, build skills and collaborate. In addition to building capacity for upcoming new projects, many staff working on existing projects were able to attend.

Grand Portage Band of Lake Superior Chippewa



83 Stevens Road, PO Box 428
Grand Portage, MN 55605
Phone: (218) 475-2822

Website: www.grandportage.com

Service Area: Grand Portage Reservation

Legislative Districts

- Representative: 3A
- Senator: 3
- Congressional: 8

The Grand Portage Reservation is located in Cook County in the extreme northeast corner of Minnesota, approximately 150 miles from Duluth. It is bordered on the north by Canada, on the south and east by Lake Superior and on the west by Grand Portage State Forest.

The Grand Portage Reservation encompasses a historic fur trade site with spectacular Northwood's Lake Superior shoreline. The reservation extends about 18 miles along the lakeshore and from nine miles to a quarter mile inland. The community of Grand Portage is the location of the tribal buildings and home sites. Grand Marais is the closest city, 36 miles to the southwest, and Thunder Bay, Canada, is 37 miles to the north.

The Grand Portage Tribal Council is the governing body of the reservation and is a member of the Minnesota Chippewa Tribe (MCT). The Tribal Council consists of a Chairman, Vice Chairman, Secretary/Treasurer, Council man, and Council woman. In 1996, Grand Portage entered the Self-Governance Program by contracting to administer its own programs from the Bureau of Indian Affairs (BIA). The State of Minnesota is responsible for criminal and some civil jurisdictions. The Tribe established its own court in September 1997. It collects its own sales tax.

The Tribe, working with the local residents, the State, and the Environmental Protection Agency, established a Land Use Ordinance for the reservation that was approved in 1996. This ordinance designates areas of land use according to tribal priorities for wildlife habitat, timber production, and protection of the resources for recreational purposes. A primitive area had been set aside in an eastern portion of the reservation in 1956. The hunting and fishing rights of tribal members in the ceded lands of the 1854 Treaty are regulated under the Tribal Code and enforced by the 1854 Authority.

This information was provided by the MN Indian Affairs Council (www.indianaffairs.state.mn.us/tribes.html).

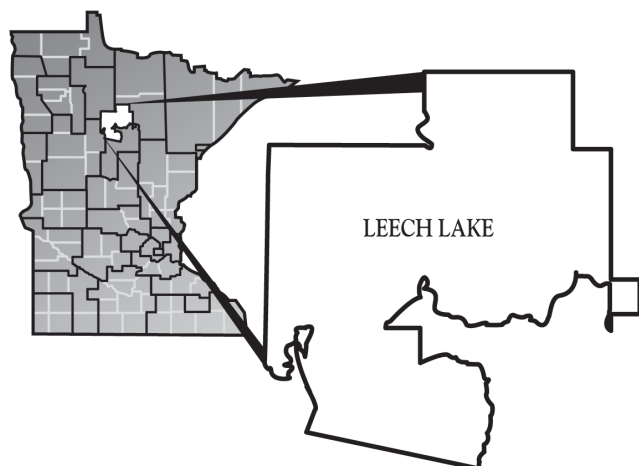


Helping People, Changing Lives

The Grand Portage Band leverages Community Action funding to support the critical services provided by the Elderly Assistance Program and the Elderly Nutrition Program. These important programs help create a safe and healthy living environment for elders in the community. Minor home maintenance, transportation assistance, outings and other activities are some of the many services provided to elders under these funds. These activities promote the safety, security, and health of elders while keeping them active.

The Grand Portage Reservation also uses Community Action funding to support other critical self-sufficiency services such as emergency food, temporary shelter, and utility assistance. All of these in coordination with other programs address unmet needs and help promote increased self-reliance within the community. As in the case of one young woman with two young children. She has used every resource available to her for a few years until she could get on her feet. She was able to enroll in college to become a nurse, has acquired housing, and childcare. She now has a sense of pride and is looking forward to the future.

Leech Lake Band of Ojibwe



6530 US Highway 2 NorthWest
Cass Lake, MN 56633
Phone: (218) 335-3769

Website: www.llojibwe.com

Service Area: Leech Lake Reservation

Legislative Districts

- Minnesota House: 2A, 2B, 5A, 5B, 6A, 9A
- Minnesota Senate: 2, 5, 6, 9
- Congressional: 7, 8

The Leech Lake Reservation is located in north central Minnesota in the counties of Beltrami, Cass, Hubbard, and Itasca. The tribal headquarters is in Cass Lake, Minnesota. Located along US Highway 2, the reservation is southeast of Bemidji with Walker just outside on the southwest corner. Cass Lake is the largest community within the reservation. Eleven communities make up the reservation. In addition to Cass Lake, there are Ball Club, Bena, Inger, Onigum, Mission, Pennington, Smokey Point, Sugar Point, Oak Point, and Squaw Lake. Oak Point had previously been known as Squaw Point, but was renamed in 1995.

With some 40 wild rice producing lakes, it has the largest natural wild rice production of any of the State's reservations. The Leech Lake Tribe holds the smallest percentage of its reservation of any of the state's tribes. County, state, and federal governments owned well over half of the original land. Of the 677,099 original acres, 212,000 acres are surface area of the three big lakes. Of the remaining 465,000 acres, other levels of government own 332,804 acres. The National Chippewa Forest has the largest portion of the land. Seventy-five percent of the National Forest is within the reservation. The Leech Lake Tribal Council is the governing body with their offices in Cass Lake and is a member of the Minnesota Chippewa Tribe. In the early 1990's, the Tribe contracted with the BIA to operate programs under self-governance procedures as one of the second groups of ten tribes allowed into the pilot project. The State is responsible for criminal and some civil jurisdiction over Indians on the reservation. The Leech Lake Tribe issues its own automobile license plates.

The smaller communities have facilities for community events and services such as medical clinics and programs for elders. The people have organized their own community councils to give a political voice to their concerns. Health services are provided at the IHS hospital and clinic in Cass Lake and clinics in the other communities.

Education and programs for children are provided by two tribally run childcare facilities, Head Start programs in seven communities and the K-12 Bug-O-Nay-Ge-Shig tribal school. The Tribe sponsors and provides funding for the Leech Lake Tribal College that began in 1990. The college is located in Cass Lake and offers AA degrees with credits transferable to Bemidji State University and other higher education institutions.

In the first major hunting, fishing, and wild rice rights cases in Minnesota, the Tribe confirmed that it had the right to control these activities on the reservation. The State pays the Tribe for its restraint in using the reservation's resources. In addition, the State conservation officers are deputized by the Tribe to enforce tribal natural resource codes.

The Tribe operates three gaming enterprises. The Palace Bingo & Casino in Cass Lake and Northern Lights Gaming Emporium four miles south of Walker, and White Oak Casino in Deer River. The casinos have made the Tribe the largest employer in Cass County.



Helping People, Changing Lives

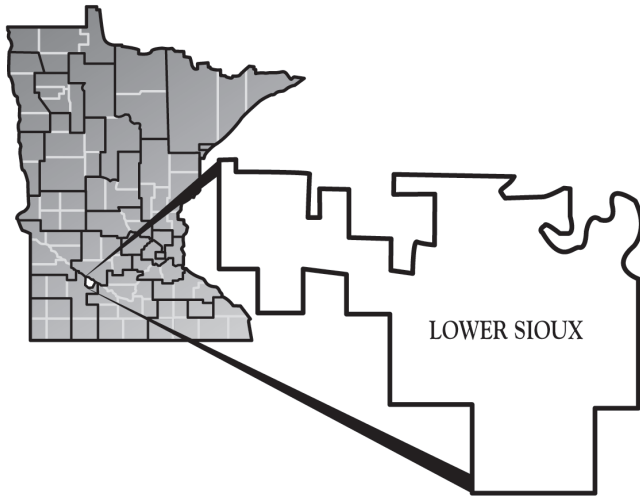
Within the Leech Lake Elderly Nutrition Program (ENP) service areas, there are several ailing elders as well as pre-elders due to diabetes, renal, and heart diseases. As a program manager I cannot seem to decide on only one individual that has benefited from the services that are provided by this program. The impact that the ENP workers and their services have had on many participants is admirable due to the opportunity this program gives to ailing individuals. The ability to successfully stay in their own homes with their families is a priceless reward and is more than any one person can take credit for. As a caring and concerned program several of our health challenged elders have been able to remain in their homes longer.

We also service several oxygen dependent elders as well as other home bound participants who are unable to leave their homes to visit so when our delivery workers distribute lunch meals they bring socialism with them. Many times these workers aid the elder with small tasks that may be too difficult for the elder to accomplish. This brings smiles and friendships that are life long standing and ever so fulfilling.

ENP works hand and hand with the local dialysis program, DaVita. Every day diet aware lunches are delivered to these participants so they are not burdened with preparing their own meals. Dialysis patients do not have the energy and sometimes, the knowledge or funds to cook an adequate meal to suit their plans.

I can go on for many moons telling about the wonderful moments that I have had the opportunity to be a part of and witness. As a program, we love our elders and to bring them the best service possible is a never ending goal. I, the program manager, would not want to work in any other circle of employment for this is not a job, it is a calling.

Lower Sioux Indian Community



39527 Reservation Highway 1
P.O. Box 308
Morton, MN 56270
Phone: (507) 697-6185

Website: www.lowersioux.com

Service Area: Lower Sioux Community

Legislative Districts

- Minnesota House: 16A, 16B, 22B
- Minnesota Senate: 16, 22
- Congressional: 1, 7

The Lower Sioux Indian Community is located on the south side of the Minnesota River at the site of the U.S. Indian Agency and the Bishop Whipple Mission, a part of the original reservation established in the 1851 Treaty. It is in Redwood County, two miles south of Morton and six miles east of Redwood Falls. Across the river is the Birch Coulee battle site of the 1862 Sioux War. The Community, for purposes of determining membership and qualifying for some services, has a service area 10 miles beyond the actual trust lands.

The Lower Sioux Community Council is elected and operates under an IRA constitution. The State exercises criminal and some civil jurisdiction on the reservation. The tribal court was organized in 1993. It deals with civil cases including contract law and workers' compensation cases as well as tribal governance matters.

Social programs and community health services are administered by the Tribe, funded by various governmental programs and the Tribe. Tribally funded health insurance policies cover the medical costs for resident members as well as tribal and casino employees.

Redwood Falls and Cedar Mountain are the public schools for the community Indian children. In response to parental concern about their children's education, an Indian Education Tribal Liaison is in each school to assist Indian students. The Tribe provides financial help to any member wishing to get further education beyond high school.

This information was provided by the MN Indian Affairs Council (www.indianaffairs.state.mn.us/tribes.html).



Helping People, Changing Lives

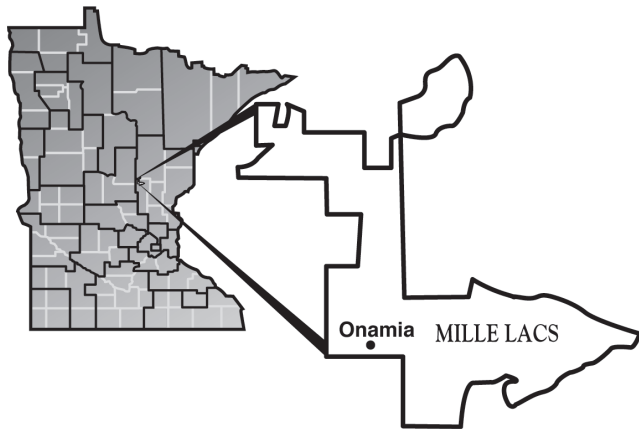
After School Tutoring

The Lower Sioux Indian Community provides tutoring services for school aged children after school at the Community's Recreation Building. Services are available in a room free of distractions with a large work space every week during the scheduled tutoring times. Children are assisted with their weekly homework assignments and any additional academic support they may need. Children ages 6-18 participate in the after-school tutoring program. On average 10-12 students utilize tutoring each week.

GED Preparation Support

The Lower Sioux Indian Community provides a quiet space and computers for people studying for the GED test. Individuals ages 17 and older who are interested in pursuing a GED Certificate can study and prepare on computers equipped with Internet access and used for GED test preparation. Last year, there were ten people who received their GED Certificate after being out of school for over a year. With this certification, they now have the opportunity to pursue advanced employment opportunities or post-secondary education.

Mille Lacs Band of Ojibwe Indians



43408 Odena Drive
Onamia, MN 56359
Phone: (320) 532-7586

Website: www.millelacsband.com

Service Area: Mille Lacs Band
Reservation

Legislative Districts

- Minnesota House: 5A, 5B, 11B, 15A, 15B
- Minnesota Senate: 5, 11, 15
- Congressional: 8

The Mille Lacs Band of Ojibwe's Niigaan Program, a youth serving program through the tribe which serves all students Kindergarten through 12th grade throughout the Mille Lacs Band of Ojibwe's service areas, including 8 school districts, public and private. The goals of the program are to provide in-school and out-of-school time (OST) activities and structure that enhances opportunities within the community through cultural exposure, community projects, educational enrichment and Ojibwe language learning.

The CSBG funds allow the Niigaan program to fund incentive programs that reward participation, attendance, academic work and stewardship within in-school and OST. The Anang program, Anang meaning Star in Ojibwemowin, rewards school age children within Mille Lacs with the incentives of shoes, backpacks, and bikes for their efforts within the specific quarter. The efforts of rewarding the participants with supplies that can be crucial for self-confidence of the individual has been an amazing opportunity within the CSBG program.

Minnesota Community Action Grant funding provides equipment and supply for the adopt-a-park initiatives within the reservation districts, Niigaan youth choose areas to work on and provide updates or improvements to the area, as much as painting over graffiti, laying wood chips for foundation, lawn mowing service (program staff running the equipment). These initiatives shape the youth led ideals of the program participants as youth have identified informally as safe spaces, and safe, clean parks as a deterrent to community use. The program funding allows Mille Lacs Band of Ojibwe and Mille Lacs community youth to take a hold of their surroundings and ignite the passion of pride within the geographical spaces of their choosing.



Helping People, Changing Lives

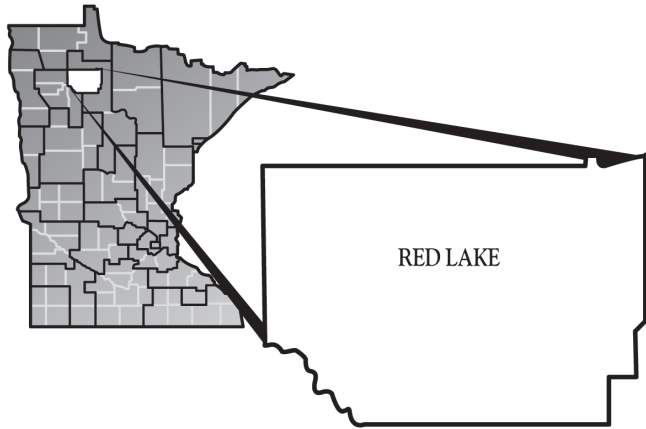
A gentleman who has shown great strides within the programs that the Mille Lacs Band of Ojibwe Niigaan program provides, Jeffrey Boyd, a 10th grader attending Minisinaakwaang Leadership Academy in East Lake, MN. Jeffrey started the academic year of 2015-16 with Aitkin public schools, and struggled with some of the social elements of senior high school. Jeffrey's family members sought support closer to home and activities that would be structured for individual and group success.

The summer brought opportunity to become a youth leader amongst his peers in the East Lake area, and with three older brothers employed within the Niigaan Program, that extra support to reinforce goal setting and financial self-sufficiency while also staying connected with the cultures of the area became a turning point for Mentor relationships to grow.

Jeffrey recently started a part time job at a local business, and with the guidance of Niigaan staff, went through mock interview questions as well as assistance with travel to and from his interview. The change in supports around Mr. Boyd, although only a portion of his current path, can be linked to the Niigaan program and the holistic approach Niigaan staff, and CSBG funding are able to support for young peoples in the area.

Although only a snapshot, some of these additional opportunities would not be possible without CSBG funding and the linkages it creates within north central Minnesota.

Red Lake Band of Chippewa Indians



PO Box 190
Red Lake, Minnesota 56671
Phone: (218) 679-3336

Website: www.redlakenation.org

Red Lake Band of Chippewa Indians
Service Area: Red Lake Reservation

Legislative Districts

- Minnesota House: 2A, 2B, 5A
- Minnesota Senate: 2, 5
- Congressional: 7, 8

The Red Lake Reservation is located in the northern Minnesota almost totally within Beltrami County with a small portion in Clearwater County. The Red Lake "line" is about 25 miles north of Bemidji. The land, slightly rolling and heavily wooded, has many lakes, swamps, peat bogs, and prairies. Land to the west is suitable for farming.

The tribal government has full sovereignty over the reservation, subject only to the federal government. Red Lake, because of its unique status is often referred to as a "closed" reservation. Because the land is held in common, few non-members live at Red Lake. The Tribe has the right to limit who can visit or live on the reservation. The Red Lake Nation is exempt from Public Law 280; consequently the state courts or government has no jurisdiction at Red Lake. Laws are made by the Tribal Council and enforced by the Tribal Council and Federal Courts.

In 1918 the Red Lake General Council Constitution was established. In 1958 a revised Constitution and By-laws was adopted by the members of Red Lake Nation, followed by the first secret ballot election of Tribal Government in 1959.

An eleven member Tribal Council, three officers elected at large and eight council members, two from each of the four communities, governs the Red Lake Band. Seven Hereditary Chiefs, descendants from those who negotiated the 1889 Land Agreement, serve for life in an advisory capacity to the Tribal Council. In 1997, the Tribe began administering its own programs under a Self-Governance Contract with the BIA. Red Lake is not a member of the Minnesota Chippewa Tribe (MCT).

This information was provided by the MN Indian Affairs Council (www.indianaffairs.state.mn.us/tribes.html).



Helping People, Changing Lives

Elder Nutrition Program

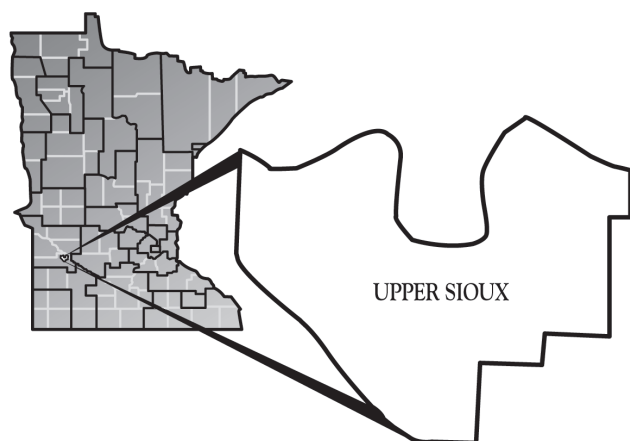
The Elder Nutrition Program provides meals to elders through congregate dining and meals on wheels home delivery. The program targets low-income elders who are 55 years of age and older, and who do not possess the means to meet their basic nutritional needs. Elderly nutrition sites are located in Red Lake and Ponemah.

The program incorporates native cultural food items. Each participant receives a balanced meal consisting of protein, complex carbohydrates, unsaturated oils, vegetables and/or fruits. Consuming a diet that is nutritionally balanced aids in controlling weight and reducing the risk for developing chronic health ailments, such as heart disease, diabetes, obesity, and kidney disorders. This program provides essential nutritional services, and ensures that participants receive at least one balanced meal a day.

Boys and Girls Club Program

Through a partnership with the Boys and Girls Club program, Community Action funding supports a variety of opportunities for youth in the community. Programs, like SMART Moves, SMART Kids, and SMART Girls, are available to 50 youth ages 6 to 12. Programs focus on positive youth development, self-awareness, interpersonal skills, decision making, and life skills.

Upper Sioux Community



5744 Highway 67 East, P.O. Box 147
Granite Falls, MN 56241
Phone: (320) 564-2360

Website:
www.upper_sioux_community_nsn.gov

Service Area: Upper Sioux Reservation

Legislative Districts

- Minnesota House: 16A
- Minnesota Senate: 16
- Congressional: 7

The Upper Sioux Community Tribal Headquarters is located five miles south of Granite Falls, Minnesota, on the Minnesota River in Yellow Medicine County. The reservation is about 115 miles west of the Twin Cities. The Tribal leaders continually strive to improve the standard of living and the quality of life on the reservation.

The development of the tribal enterprises over the last several years has helped to revitalize and energize the Upper Sioux Community, allowing us an opportunity to obtain economic independence. During this dynamic period for the Upper Sioux Community, we have seen substantial growth in employment opportunities and Tribal services. Through the creation of our Tribal Police Department, we can now exercise our inherent sovereign rights for the protection of Tribal Members and Tribal lands. The Upper Sioux Community has been able to reacquire over 900 acres of our historic homelands, further strengthening our ability to address the growth of the Tribal membership, which stands at 486 as of August 2012. Through their efforts, the People of the Yellow Medicine, now and into the future, will continue to enhance and strengthen our culture and traditions; and establish a stable future for generations to come of the Upper Sioux Community.

Elders on a budget may worry that they can't afford the groceries necessary to cook balanced, healthy meals. Physical limitations related to age may also make the practical preparation of meals challenging and elders who find themselves newly single may not know how to cook or may not be motivated to cook or eat. At any time- but especially later in life – eating the right foods can help people to stay mentally sharp, emotionally balanced and full of energy while keeping a positive attitude and maintaining a healthy immune system.

The Upper Sioux Community Indian Health Services has responded to this need by utilizing Community Action (CSBG) funding to offer meals to all elders of the community. More specifically the USC used CSBG funds to prepare healthy meals for the Elders of the community five days of the week.



Helping People, Changing Lives

Elder Meal Program

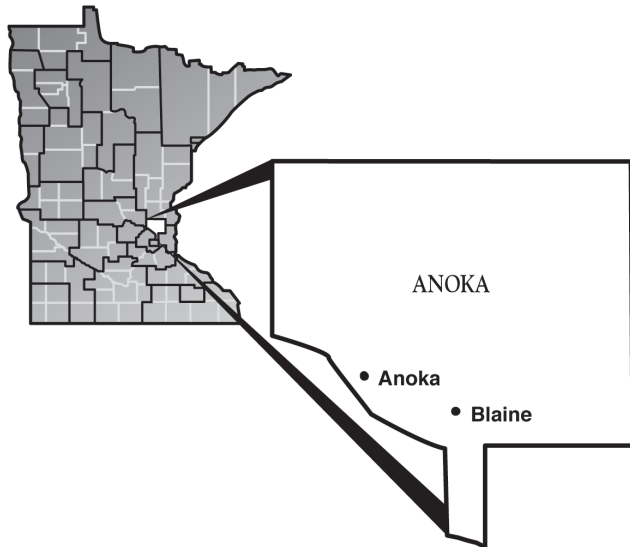
Physical limitations related to age may make the practical preparation of meals challenging. Elders who find themselves newly single may not know how to cook or may not be motivated to cook or eat a regular meal. At any time, but especially later in life, eating the right foods can help people stay mentally sharp, emotionally balanced, and maintain a healthy immune system.

The Upper Sioux Community has responded to these nutrition needs by utilizing Community Action funding to offer meals to all elders or disabled members of the community. This essential service ensures that each qualified member receives one hot nutritious meal each day of the five day work week at no cost to them. The cook at the community meal site has incorporated diabetic and heart healthy choices in the daily meal menu in order to lengthen lives and encourage healthy behaviors. Home delivery of these meals also allows a daily con-tact with the recipient. These services help to keep elders independently living in their own home for a longer period of time. Over 70% of the Upper Sioux Community Elders are served five days per week throughout the year.

This essential service ensures that the elders receive one hot nutritious meal each day of the five day work week at no cost to them. The cook at our community meal site has incorporated diabetic and heart-healthy choices in the meal menu in order to lengthen lives and encourage healthy behaviors. Most often the meals are delivered by health staff to Elder's homes but there are also a number of members who still come to the congregate dining area at the "Round House" on Wednesday and Friday each week. The "Round House" allows an elder to socialize and avoid feelings of isolation and loneliness.

This critical service is keeping the elderly community members in their homes and our community. The meal delivery is accomplished by the USC Indian Health Service Staff so our staff also maintains a daily contact with each Elder or Disabled person we serve; about 70% of the Elders receive a daily meal. Since our community is small the dollar allotment is often times not large enough to cover the annual cost of the meals so the Tribal Leaders will authorize a supplemental fund to complete the program.

White Earth Nation



35500 Eagle View Road
PO Box 418
White Earth, MN 56591
Phone: (218) 983-3285

Website: www.whiteearth.com

Service Area: White Earth Reservation

Legislative Districts

- Minnesota House: 2A, 2B, 4B
- Minnesota Senate: 2, 4
- Congressional: 7

Elderly Nutrition serves through-out the White Earth Reservation. Services include daily nutritious meals, with on-site dining and home delivered meals to homebound members. Other services include linking elders to available resources in health care education, information, resources; such as, local favorite educational Bingo, Elders Newsletter, blood pressure/sugar checks, nutrition, diabetic, caregiver support, Medicaid, and legal aid. Annual gathering are the elders picnic, elders winter holiday party, health fair, elder fishing day, wisdom steps, and other great contributions to our elders provide socialization and services reaching out.

Benefits possible by CSBG are the ongoing effects such as the opportunity to employ two full-time staff. This aid helps on so many levels of good; it has a continuous rippling effect. The grant also provides opportunities to these employees and their families by means of fiscal responsibility, supporting working families and stability. The Elderly Nutrition Program provided 300 elders the opportunity to gain a nutritious meal through either congregate dining or home delivery meals. With this is the re-occurrence in resources to the communities and not just to the elders but an outreach of resources that benefit so many with the best effectiveness and efficiency. While holding the well-being into the highest accord we bring in several much needed services to communities that are within a vast area of poverty; lacking the presence of quick retaining opportunities because of the remote, sometimes desolate area.

There is as always a demand for services to our Elders and community members. Nutrition, home health, social-culture, & other resources and opportunities are key assets to their well-being. Elderly Nutrition Program continues the process incorporating more of a noticeable presence in the community by providing accurate and culturally sensitive nutrition, physical fitness and health information and resources with a focus on those with the greatest need.




Helping People, Changing Lives

Lyle (name changed) comes into the center everyday - rain, sleet or shine. He is in his upper 80's. Last fall, he walked into the Elderly Nutrition site and asked us if he could get a meal and that he didn't have much for many but he did have true character and would help out any way he could to make up for the meal. We let him know that in the Elderly Nutrition Program Elders are not charged but if you would like you can make a donation.

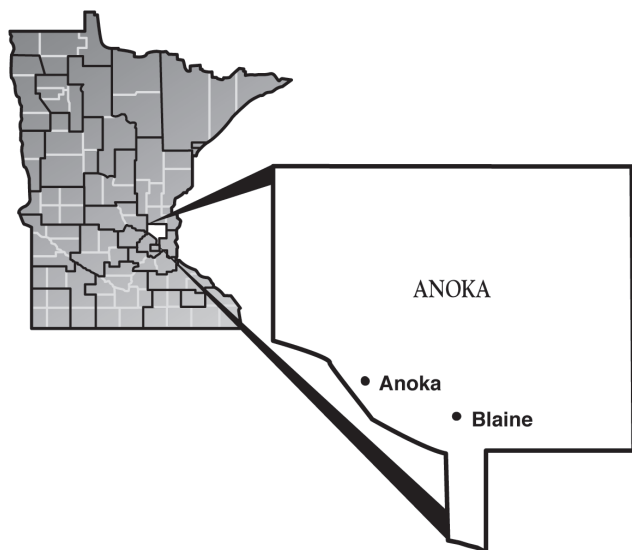
Since that first day he came in he has always come back each day with a smile, gratitude and a charisma with the other elders that keep them engaged and coming back to chat with Lyle and the others. Lyle is always friendly, gracious and humble and not only makes others feel welcome but also makes a point to tell the cooks at the site what a wonderful thing they do, and what a great meal they serve.

Once during a site visit, Lyle gave the feedback that with his bills of heating, electric, taxes, gas the can barely afford anything and that he would go days without a meal sometimes because he needed gas to get to an appointment or his dog needed food. Now he gets a great meal every day, good black coffee, and visiting which makes his day. The Elderly Nutrition Program meets a crucial need in the community.

Community Action Agency Information and Results



Anoka County Community Action Program



Patrick McFarland
Executive Director

1201 - 89th Avenue Northeast
Suite 345
Blaine, MN 55434
Phone: (763) 783-4747

Website: www.accap.org

Service Area: Anoka County

Legislative Districts

- Minnesota House: 31A, 31B, 35A, 35B, 36A, 36B, 37A, 37B, 38A, 41A, 41B,
- Minnesota Senate: 31, 35, 36, 37, 38, 41
- Congressional: 3, 5, 6

Our Impact

Creating Opportunities, Strengthening Families in Poverty

- Our Reach 9,890 children, 22,168 people and 7,863 families with low incomes received services to become more self-sufficient.
47% of people served lived below 100% of the federal poverty level.
- Independent Living 3,851 seniors and 3,182 people with disabilities received services to support independent living.
- Employment Supports 9,000 people with low incomes received services to reduce or eliminate barriers to initial or continuous employment, such as education/skill development, dependent care, transportation, energy assistance, affordable housing, and food assistance.
- Asset Building 30 people increased savings through an Individual Development Account (IDA) or other savings account.
- Emergency Assistance 1,235 People with low incomes received emergency assistance services, such as food, temporary shelter, rent or mortgage assistance, car or home repairs, and clothing.

Child and Family Development

- School Readiness 948 children developed school readiness skills through preschool activities.
- Health Services 761 children received immunizations, medical and dental care.
- Parenting Skills 887 parents/caregivers improved parenting and family functioning skills.

Community Building

- Volunteers 1,830 volunteers donated 24,061 hours to improve their community.
- Partnerships 1,410 public and private partnerships enhanced services and improved outcomes.

Selected outcomes from FFY2017 Community Action Reporting, MN DHS.



Helping People, Changing Lives

An Anoka County resident in her 60's reached out to the ACCAP home ownership/foreclosure program for assistance with her impending foreclosure of her town home. She met with the staff of ACCAP to come up with options to resolve her situation. The client was also referred to the Senior Outreach program to connect her with additional resources.

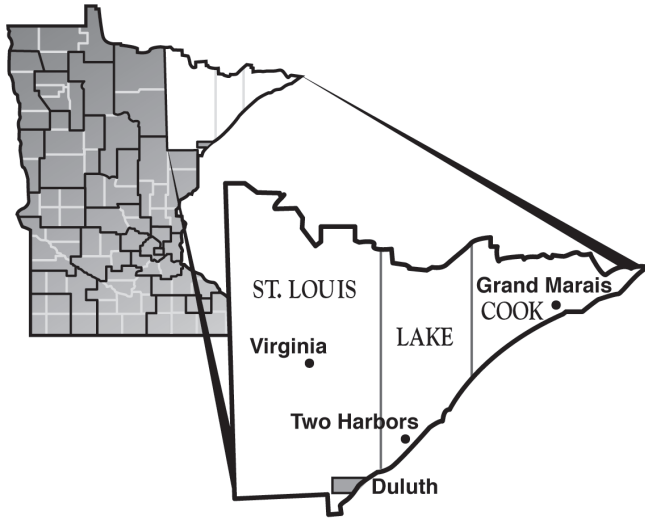
The Senior Outreach Worker contacted her to set up a home visit to screen for additional resources available and continued to work with her for over two months. Throughout the home visits, the Senior Outreach Worker also assisted the client in connecting with alternative senior housing information considering that her home was in foreclosure. Affordable housing options were provided to her and she was supported with filling out applications for these housing developments and being placed on their wait lists. In addition to her housing situation, the client was facing the threat of being disconnected from her utility company. Her worker provided her with an application and the criteria she needed to meet in order to be eligible and apply. The client completed and submitted these with the guidance provided, and avoided a shut-off.

The Senior Outreach worker then proceeded to the next step in the client's relocation process. The client could not afford moving costs and would need help locating packing supplies and the manual labor to move the boxes. She was connected with the ACCAP Chores N' More program to assist with the packing needs, as well as the ACCAP Crisis Application to apply for assistance for moving costs. The client was able to move her belongings to a storage unit while she stays with a friend, until she finds affordable senior housing within Anoka County.

As the Senior Outreach Worker and the client have continued to work together, the client has become stabilized and has shared with her worker that "I'm no longer in crisis mode!" Throughout this process and all the resources utilized, she presents as calmer and is so incredibly grateful how much ACCAP and their resources were able to restore her life to being manageable again! The client also voiced she will be reaching out to the ACCAP Budget Counseling for future guidance as well.

ACCAP staff from multiple departments worked together to get this client the resources to get back on her feet.

Arrowhead Economic Opportunity Agency



Paul Carlson
Executive Director

702 Third Avenue South
Virginia, MN 55792-2797
Phone: (218) 749-2912

Website: www.aeo.org

Service Area:
Cook, Lake and St. Louis Counties

Legislative Districts

- Minnesota House: 3A, 3B, 6A, 6B, 7A, 7B
- Minnesota Senate: 3, 6, 7
- Congressional: 8

Our Impact

Creating Opportunities, Strengthening Families in Poverty

- **Our Reach** 7,180 children, 44,652 people and 14,374 families with low incomes received services to become more self-sufficient.
90% of people served lived below 100% of the federal poverty level.
- **Independent Living** 14,803 seniors and 6,053 people with disabilities received services to support independent living.
- **Employment Supports** 17,274 people with low incomes received services to reduce or eliminate barriers to initial or continuous employment, such as education/skill development, dependent care, transportation, energy assistance, affordable housing, and food assistance.
- **Tax Credits** 1,971 families received free tax preparation and qualified for a Federal/State tax credit.
- **Emergency Assistance** 13,388 People with low incomes received emergency assistance services, such as food, temporary shelter, rent or mortgage assistance, car or home repairs, and clothing.

Child and Family Development

- **School Readiness** 464 children developed school readiness skills through preschool activities.
- **Health Services** 464 children received immunizations, medical and dental care.
- **Parenting Skills** 619 parents/caregivers improved parenting and family functioning skills.

Community Building

- **Volunteers** 1,948 volunteers donated 78,873 hours to improve their community.
- **Partnerships** 350 public and private partnerships enhanced services and improved outcomes.

Selected outcomes from FFY2017 Community Action Reporting, MN DHS.

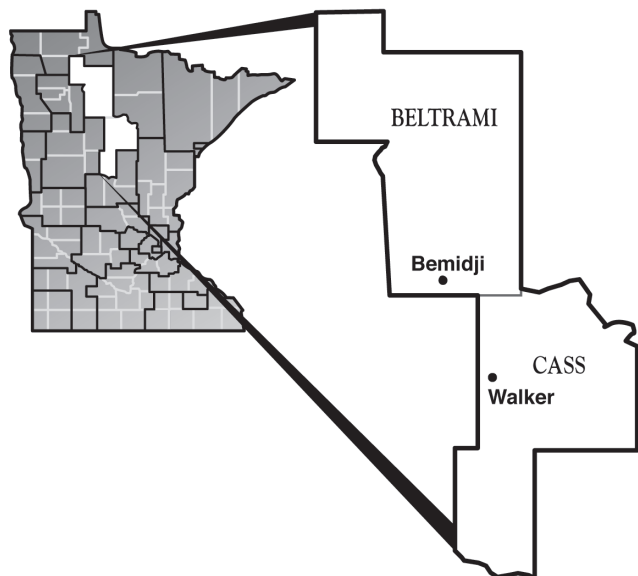


Helping People, Changing Lives

John came to AEOA for SNAP benefits after losing his long-time job due to illness. His partner, whom he had lived with and whose child he was taking care of, had kicked him out. He was homeless and still in recovery. John's mom suggested that he go to the County and ask for assistance. He was referred to AEOA for SNAP Employment and Training. John applied for unemployment and was eligible for Lives in Transition and Dislocated Worker services. He stopped receiving SNAP benefits.

John received assistance on resume and interviewing techniques. He was referred to and worked with 211 First Call for Help to assist in getting housing. John applied for many jobs. He finally was called by Nelson's Wood Shims for the full-time position starting at \$13.50 and up to \$17.50 with incentives after probation. He began receiving Rural Rides volunteer driver assistance. He was able to save up to put a battery in his car, get his license renewed, and pay for insurance. John is happy with his new job, thrilled that he has a stable home to go to every night, and is trying to help others get on their feet. John is now offering to be a Work Buddy for Nelson's Wood Shims for a new Rural Rides client.

Bi-County Community Action Programs



Barb Moran
Executive Director

6603 Bemidji Avenue North
Bemidji, MN 56601
Phone: (218) 751-4631

Website: www.bicap.org

Service Area:
Beltrami and Cass Counties

Legislative Districts

- Minnesota House: 2A, 5A, 5B, 9A
- Minnesota Senate: 2, 5, 9
- Congressional: 7, 8

Our Impact

Creating Opportunities, Strengthening Families in Poverty

- Our Reach 3,340 children, 8,553 people and 3,613 families with low incomes received services to become more self-sufficient.

66% of people served lived below 100% of the federal poverty level.

- Independent Living 1,987 seniors and 1,513 people with disabilities received services to support independent living.
- Employment Supports 5,821 people with low incomes received services to reduce or eliminate barriers to initial or continuous employment, such as education/skill development, dependent care, transportation, energy assistance, affordable housing, and food assistance.
- Financial Education 175 people developed and maintained a budget for over 90 days.
- Emergency Assistance 2,702 People with low incomes received emergency assistance services, such as food, temporary shelter, rent or mortgage assistance, car or home repairs, and clothing.

Child and Family Development

- School Readiness 365 children developed school readiness skills through preschool activities.
- Health Services 239 children received immunizations, medical and dental care.
- Parenting Skills 487 parents/caregivers improved parenting and family functioning skills.

Community Building

- Volunteers 343 volunteers donated 51,235 hours to improve their community.
- Partnerships 282 public and private partnerships enhanced services and improved outcomes.

Selected outcomes from FFY2017 Community Action Reporting, MN DHS.

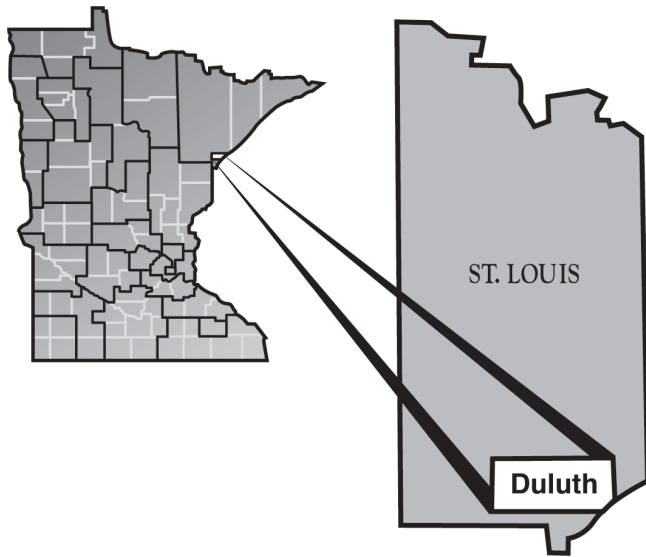


Helping People, Changing Lives

TS and her 7 year old daughter came to BI-CAP in search of housing assistance because they were homeless. TS had been diagnosed with Lupus, a systemic autoimmune disease that occurs when the body's immune system attacks its own tissues and organs. TS had no income and nowhere to go. TS went through an assessment and prioritization process and was ultimately enrolled in BI-CAP's Rapid Rehousing program, a medium term rental assistance program meant to secure housing as quickly as possible and then work on addressing other barriers to housing. TS applied for MFIP, which she eventually received.

TS also applied for social security disability, which took over a year to finally be approved. Having a steady income and housing stability allowed TS to pursue a goal of homeownership. She applied for a low interest loan through Rural Development and was able to purchase her own home. Despite dealing with her illness, TS showed great strength and perseverance working through the complicated and frustrating social security disability application process and budgeting her resources to maintain housing stability. She was also a great asset to her neighborhood and shared her talents with other tenants. She often entertained her own and neighbors' children with art projects, baking cookies and other activities. Additionally, she worked with many of the young mothers in the apartment complex on skills like how to cook, shop wisely, and use resources such as Craig's List to find needed free or low cost furniture and household items.

Community Action Duluth



Jeff Longnecker
Executive Director

2424 West 5th Street, Suite 102
Duluth, MN 55806
Phone: (218) 726-1665

Website:
www.communityactionduluth.org

Service Area:
City of Duluth

Legislative Districts

- Minnesota House: 3B, 7A, 7B
- Minnesota Senate: 3, 7
- Congressional: 8

Our Impact

Creating Opportunities, Strengthening Families in Poverty

- Our Reach 647 children, 4,086 people and 3,288 families with low incomes received services to become more self-sufficient.
54% of people served lived below 100% of the federal poverty level.
- Independent Living 803 seniors and 376 people with disabilities received services to support independent living.
- Employment Supports 1,614 people with low incomes received services to reduce or eliminate barriers to initial or continuous employment, such as education/skill development, dependent care, transportation, energy assistance, affordable housing, and food assistance.
- Tax Credits 732 families received free tax preparation and qualified for a Federal/State tax credit.
- Financial Education 81 people developed and maintained a budget for over 90 days.
- Asset Building 116 people increased savings through an Individual Development Account (IDA) or other savings account.

Community Building

- Volunteers 665 volunteers donated 10,353 hours to improve their community.
- Partnerships 140 public and private partnerships enhanced services and improved outcomes.

Selected outcomes from FFY2017 Community Action Reporting, MN DHS.



Helping People, Changing Lives

Reliable transportation opens opportunities to individuals and families for holding a job, pursuing higher education, attending children's school conferences, and staying involved in community activities. Community Action Duluth's JumpStart program helps participants purchase safe, reliable, fuel-efficient cars. Approved applicants who undergo financial literacy education and credit counseling can then secure low-interest loans, receive down payment assistance, and build a car repair fund.

In July 2018, newly-hired JumpStart coach Dakota Luke assisted Vanita, his first Jumpstart participant since taking over the program, in purchasing her vehicle. Before acquiring the car, bus schedules forced Vanita to spend three hours in transit every workday. Vanita had already selected a car from a dealership and had her purchase agreement in place with our partnering credit union. But when Dakota reviewed the purchase agreement, he realized that the vehicle Vanita was very excited about purchasing was a 2007 Acura MDX with 120,000 miles on the odometer and getting only 15 miles per gallon in the city. With a pricey 5-year loan, this did not feel like a good investment or a good fit for the Jumpstart program. Even though all parties were in agreement, Dakota voiced his concerns to Vanita.

Dakota and Vanita canceled the Acura purchase and went up to the dealership together at a time when she would not have to miss more work. For the same price, she acquired a 2017 Hyundai Elantra with 46,000 miles, getting nearly 30 mpg in the city, brand new tires, and 3-years left on a bumper-to-bumper warranty. Vanita looks forward to continuing her work with Dakota on building up her credit and reaching her next big asset-building goal of homeownership.

Community Action Partnership of Hennepin County



8800 Highway 7, Suite 401
St. Louis Park, MN 55426
Phone: (952) 933-9639

Website: www.caphennepin.org

Service Area: Hennepin County

Legislative Districts

- Minnesota House: 29A, 30B, 33A, 33B, 34A, 34B, 36A, 36B, 40A, 40B, 41B, 44A, 44B, 45A, 45B, 46A, 46B, 48A, 48B, 49A, 49B, 50A, 50B, 59A, 59B, 60A, 60B, 61A, 61B, 62A, 62B, 63A, 63B
- Minnesota Senate: 29, 30, 33, 34, 36, 40, 41, 44, 45, 46, 48, 49, 50, 59, 60, 61, 62, 63
- Congressional: 2, 3, 5, 6

Our Impact

Creating Opportunities, Strengthening Families in Poverty

- Our Reach 24,476 children, 79,927 people and 24,169 families with low incomes received services to become more self-sufficient.
69% of people served lived below 100% of the federal poverty level.
- Independent Living 11,079 seniors and 10,998 people with disabilities received services to support independent living.
- Employment Supports 16,651 people with low incomes received services to reduce or eliminate barriers to initial or continuous employment, such as education/skill development, dependent care, transportation, energy assistance, affordable housing, and food assistance.
- Tax Credits 926 families received free tax preparation and qualified for a Federal/State tax credit.
- Financial Education 680 people developed and maintained a budget for over 90 days.
- Asset Building 127 people increased savings through an Individual Development Account (IDA) or other savings account.
- Emergency Assistance 22,153 People with low incomes received emergency assistance services, such as food, temporary shelter, rent or mortgage assistance, car or home repairs, and clothing.

Community Building

- Volunteers 94 volunteers donated 2,569 hours to improve their community.
- Partnerships 331 public and private partnerships enhanced services and improved outcomes.

Selected outcomes from FFY2017 Community Action Reporting, MN DHS.

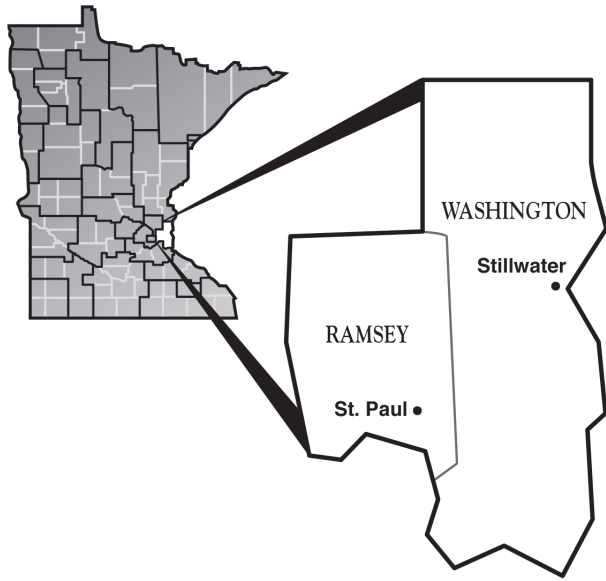


Helping People, Changing Lives

CAP-HC has seen an increased interest in the Family Assets for Independence in Minnesota (FAIM) program. The program is a matched saving project to help Minnesota's low-wage earners build assets through the pursuit of higher education, launching a small business or the purchase of a home. FAIM participants may place up to \$40 in monthly savings from their earned income into a savings account which will be matched three to one (3-1) upon completion of the program. FAIM provides the necessary tools, skills and one-on-one coaching to help individuals achieve their goals, create new opportunities and expand their economic security and assets.

Shannon Haynes enrolled in the FAIM program because it would allow her to pursue her dream of studying traditional and holistic approaches to medicine. She was interested in the Herbal Studies Certificate program, which provides a unique opportunity to study herbal medicine, wellness, holistic health, botany and horticulture in an academic setting. In addition, current scientific research and herbal product market trends would prepare her for employment in the herbal products field. She opened her FAIM account with the intention of using it for the Herbal Studies program. However, Haynes received a scholarship allowing her to enroll in her desired course of study without having to use the money she had set aside in the FAIM program. The scholarship allowed Haynes to dedicate her FAIM savings to developing her own business, Tonics, Tinctures & Teas. As a part of the FAIM program, Shannon completed a Financial Literacy Workshop, attended a business workshop through NEON/Score, improved her credit and built savings. The education tools and support that has allowed her to open her own business has been a collaborative effort. Through the program she was not only able to use \$3,840 towards her business but has also built a network of resources to help make her business successful. Shannon recently shared that she is now working on a project for a New Year's party at Southwest Airlines and she is very excited about this new opportunity.

Community Action Partnership of Ramsey and Washington Counties



Dr. Clarence Hightower
Executive Director

450 Syndicate Street North
St. Paul, MN 55104
Phone: (651) 645-6445
Website: www.caprw.org

Service Area:
Ramsey and Washington Counties

Legislative Districts

- Minnesota House: 38A, 38B, 39A, 39B, 41A, 41B, 42A, 42B, 43A, 43B, 53A, 53B, 54A, 54B, 64A, 64B, 65A, 66A, 66B, 67A, 67B
- Minnesota Senate: 38, 39, 41, 42, 43, 53, 54, 64, 65, 66, 67
- Congressional: 2, 4, 5, 6

Our Impact

Creating Opportunities, Strengthening Families in Poverty

- Our Reach 28,200 children, 59,876 people and 19,995 families with low incomes received services to become more self-sufficient.
55% of people served lived below 100% of the federal poverty level.
- Independent Living 8,795 seniors and 9,457 people with disabilities received services to support independent living.
- Employment Supports 19,286 people with low incomes received services to reduce or eliminate barriers to initial or continuous employment, such as education/skill development, dependent care, transportation, energy assistance, affordable housing, and food assistance.
- Tax Credits 108 families received free tax preparation and qualified for a Federal/State tax credit.
- Asset Building 128 people increased savings through an Individual Development Account (IDA) or other savings account.
- Emergency Assistance 19,081 People with low incomes received emergency assistance services, such as food, temporary shelter, rent/mortgage assistance, car or home repairs, and clothing.


Child and Family Development

- School Readiness 1,840 children developed school readiness skills through preschool activities.
- Health Services 1,840 children received immunizations, medical and dental care.
- Parenting Skills 1,556 parents/caregivers improved parenting and family functioning skills.

Community Building

- Volunteers 976 volunteers donated 23,744 hours to improve their community.
- Partnerships 293 public and private partnerships enhanced services and improved outcomes.

Selected outcomes from FFY2017 Community Action Reporting, MN DHS.



Helping People, Changing Lives

The future looked bleak for William K. Recently released from prison he desperately needed a job, but was unsure of who would hire someone with a criminal record. His brother suggested calling Community Action Partnership of Ramsey & Washington Counties.

Without much of a plan or even an appointment, but with a lot of hope, William decided to stop by the agency. That day he enrolled in “Project Success” a program that helps people increase their earnings through employment coaching and connecting to financial education and asset building services. With the support of Carmen Mask, his case manager, William quickly developed the skills to seek, find, and maintain employment. “I couldn’t believe it,” notes William, “Before I knew it Carmen had taught me how to navigate a computer, craft a resume, and interview for a job.”

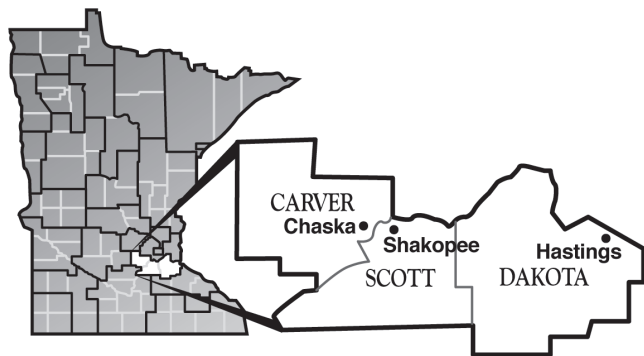
However, William still needed support. He enrolled in the program “Getting Ahead” which encourages people to become investigators into their personal journeys so that they can understand the impact that poverty has had on all aspects of their lives. By offering tools to identify financial, emotional, and social resources participants are empowered to create a vision for their future that includes financial stability and higher paying jobs. Program Coordinator Damon Drake explains that, “This program goes deep. It addresses serious and oftentimes painful issues that people have encountered in their lives.”

Initially, William didn’t feel comfortable talking about his past with a group of strangers. However, after bonding over shared experiences, coupled with the positive and respectful culture of the program, that changed. He and his classmates developed an appreciation for one another, as well as their own gifts. They recognized that they all had value, talent, purpose, and hope.

Soon after William employed all the tools he learned at Community Action to secure a job at Tru Green. When that seasonal position ended, he found work at Dollar Tree. Just recently he began a forklift operator course at St. Paul College. For the first time, William sees a positive future.

“If I didn’t make the decision to walk into Community Action, I’d probably still be doing things that I shouldn’t be doing,” says William, “Carmen and Damon were more than just program facilitators, they took the time to sit down talk to me as a person. They proved that they cared and they changed my entire outlook on the world. Now I am going to do something better with my life.”

Community Action Partnership of Scott, Carver, and Dakota Counties



Joseph Vaughan
Executive Director

712 Canterbury Road South
Shakopee, MN 55379
Phone: (952) 496-2125

Website: www.capagency.org

Service Area:
Carver, Dakota and Scott Counties

Legislative Districts

- Minnesota House: 20A, 33B, 47A, 47B, 51A, 51B, 52A, 52B, 54A, 54B, 55A, 55B, 56A, 56B, 57A, 57B, 58A, 58B
- Minnesota Senate: 20, 33, 47, 51, 52, 54, 55, 56, 57, 58
- Congressional: 2, 4

Our Impact

Creating Opportunities, Strengthening Families in Poverty

- Our Reach 13,577 children, 29,213 people and 11,677 families with low incomes received services to become more self-sufficient.
44% of people served lived below 100% of the federal poverty level.
- Independent Living 4,158 seniors and 4,151 people with disabilities received services to support independent living.
- Employment Supports 17,944 people with low incomes received services to reduce or eliminate barriers to initial or continuous employment, such as education/skill development, dependent care, transportation, energy assistance, affordable housing, and food assistance.
- Tax Credits 107 families received free tax preparation and qualified for a Federal/State tax credit.
- Emergency Assistance 6,956 People with low incomes received emergency assistance services, such as food, temporary shelter, rent or mortgage assistance, car or home repairs, and clothing.

Child and Family Development

- School Readiness 512 children developed school readiness skills through preschool activities.
- Health Services 518 children received immunizations, medical and dental care.
- Parenting Skills 1,417 parents/caregivers improved parenting and family functioning skills.

Community Building

- Volunteers 874 volunteers donated 27,708 hours to improve their community.
- Partnerships 582 public and private partnerships enhanced services and improved outcomes.

Selected outcomes from FFY2017 Community Action Reporting, MN DHS.

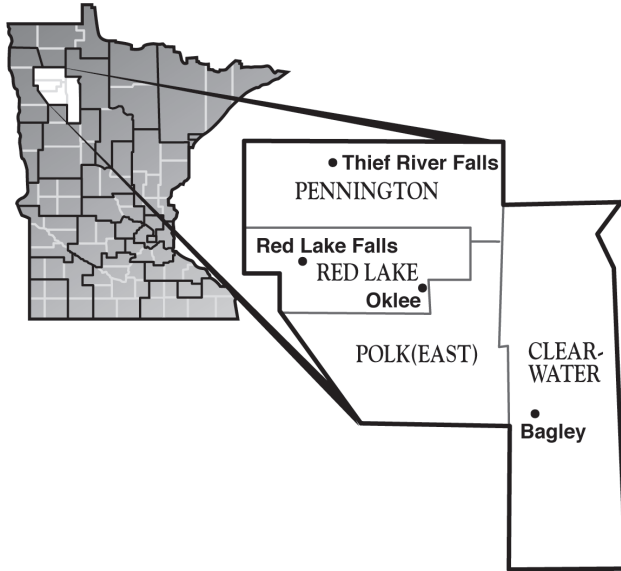


Helping People, Changing Lives

Emily is a CAP client whose life has been touched and changed in many ways by the organization. Emily is the mother of three young daughters all under the age of 7. Their father is sporadically a part of their lives as he struggles with addiction and is often in and out of treatment. He is not able to provide financial or emotional support for the family. Emily has been working for years as a PCA but was often not able to make ends meet. In her words, “The CAP Agency has provided me with stability – especially in knowing I won’t struggle to pay my bills, knowing I’ll be able to keep heat on in my apartment with their energy assistance program. The Head Start Program has allowed me to enroll my girls in a great preschool program. I wouldn’t have been able to pay for preschool without it. Not only is the academic part of it great but the way the family service coordinator interacts with you is humbling. They make me want to be a part of my community by sharing resources and events that are going on.”

Emily was inspired by these connections to volunteer as a member of the Head Start Policy Council. Her role as a Policy Council member has given her “a sense of purpose” and provided her “with opportunities [she] wouldn’t have had otherwise. One such opportunity was being a part of Child Advocate Day at the Capitol and meet with local legislators.” The Policy Council allowed Emily to be an advocate not only for herself and her children, but for Early Childhood Education as a whole. She was also connected with “a once in a lifetime trip to Washington D.C. for the National Head Start Association conference,” in which she took part in Hill Day, again being an advocate for her kids and other families who wouldn’t otherwise have access to high quality early childhood education. Emily wants others to know that “CAP has not just empowered me to achieve economic well-being, but also helped me in becoming a better mom to my girls. Thanks to CAP, I can provide stability while having the chance to be more than I thought I could be. I can’t say enough good things about CAP.”

Inter-County Community Council



Catherine Johnson
Executive Director

207 North Main Street
Oklee, MN 56742
Phone: (218) 796-5144

Website: www.intercountycc.org

Service Area: Clearwater, Pennington,
Polk and Red Lake Counties

Legislative Districts

- Minnesota House: 1A, 1B, 2A, 2B
- Minnesota Senate: 1, 2
- Congressional: 7

Our Impact

Creating Opportunities, Strengthening Families in Poverty

- Our Reach 1,223 children, 3,441 people and 1,516 families with low incomes received services to become more self-sufficient.
48% of people served lived below 100% of the federal poverty level.
- Independent Living 934 seniors and 560 people with disabilities received services to support independent living.
- Employment Supports 2,492 people with low incomes received services to reduce or eliminate barriers to initial or continuous employment, such as education/skill development, dependent care, transportation, energy assistance, affordable housing, and food assistance.
- Tax Credits 190 families received free tax preparation and qualified for a Federal/State tax credit.
- Emergency Assistance 658 People with low incomes received emergency assistance services, such as food, temporary shelter, rent or mortgage assistance, car or home repairs, and clothing.

Child and Family Development

- School Readiness 203 children developed school readiness skills through preschool activities.
- Health Services 111 children received immunizations, medical and dental care.
- Parenting Skills 203 parents/caregivers improved parenting and family functioning skills.

Community Building

- Volunteers 27 volunteers donated 4,733 hours to improve their community.
- Partnerships 1,682 public and private partnerships enhanced services and improved outcomes.

Selected outcomes from FFY2017 Community Action Reporting, MN DHS.



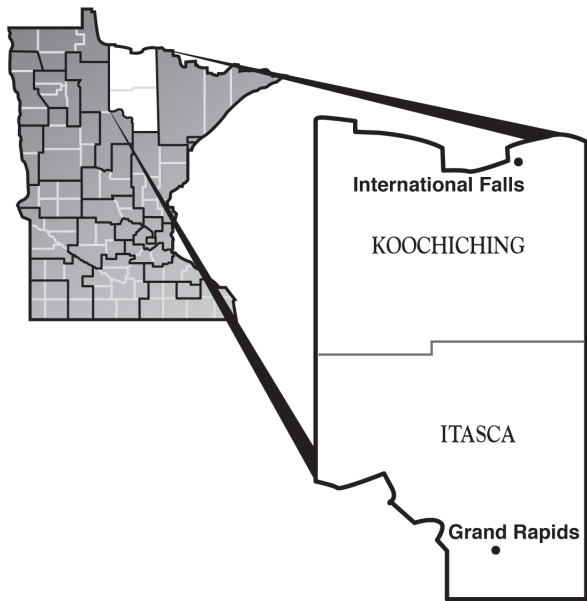
Helping People, Changing Lives

Addaleigh came to Inter-County Community Council (ICCC) as a young, divorced single mother, after hearing about our programs through an internship with DEED. Addaleigh was currently pursuing a degree in Criminal Justice through the University of Minnesota – Crookston, but was unsure if she would be able to continue this journey due to financial and personal hardships. Reluctant to receive help, Addaleigh enrolled in ICCC's Employment & Training Programs to finish her schooling and carry out her dream of working in the Criminal Justice system. ICCC assisted her with classroom training and provided financial assistance with the cost of tuition, books and fees for five semesters.

During her semesters with ICCC Employment & Training, Addaleigh has been successful in school and work. While in school and maintaining great grades, she obtained an internship with the parole office in Crookston where she was able to learn and cultivate experience and skills in a field that she loves. Upon completion of her internship, Addaleigh continued to work toward her degree and recently obtained a full-time position as an Associate Probation Agent with Tri-Valley Corrections in Crookston and East Grand Forks. Due to her hard work in the classroom and dedication to the criminal justice field, Addaleigh was awarded the "Outstanding Student of Criminal Justice Award" from the University of Minnesota – Crookston.

Addaleigh is due to graduate with her Criminal Justice degree in December 2018 and plans to make probation a career. She is passionate about bringing new ideas and practices to her daily work and wants to help offenders become successful upon their release. In the words of her case manager, "It has been a joy and privilege to work with Addaleigh, and I look forward to following her success in the future."

KOOTASCA Community Action



Maureen Rosato
Executive Director

201 NW 4th Street, Suite 130
Grand Rapids, MN 55744
Phone: (218) 999-0800

Website: www.kootasca.org

Service Area:
Itasca and Koochiching Counties

Legislative Districts

- Minnesota House: 3A, 5A, 5B, 6A
- Minnesota Senate: 3, 5, 6
- Congressional: 8

Our Impact

Creating Opportunities, Strengthening Families in Poverty

- Our Reach 2,343 children, 6,978 people and 3,118 families with low incomes received services to become more self-sufficient.
49% of people served lived below 100% of the federal poverty level.
- Independent Living 2,015 seniors and 1,618 people with disabilities received services to support independent living.
- Employment Supports 7,443 people with low incomes received services to reduce or eliminate barriers to initial or continuous employment, such as education/skill development, dependent care, transportation, energy assistance, affordable housing, and food assistance.
- Emergency Assistance 2,412 People with low incomes received emergency assistance services, such as food, temporary shelter, rent or mortgage assistance, car or home repairs, and clothing.


Child and Family Development

- School Readiness 216 children developed school readiness skills through preschool activities.
- Health Services 216 children received immunizations, medical and dental care.
- Parenting Skills 91 parents/caregivers improved parenting and family functioning skills.

Community Building

- Volunteers 676 volunteers donated 48,622 hours to improve their community.
- Partnerships 287 public and private partnerships enhanced services and improved outcomes.

Selected outcomes from FFY2017 Community Action Reporting, MN DHS.



Helping People, Changing Lives

Our Crisis Housing Program uses a statewide risk prioritization tool called VI-SPDAT. VI-SPDAT identifies needs and barriers of the homeless. The scoring result places the client on a priority wait list for homeless programs. The score ranges aligned with homeless service models.

Our KCA Crisis Housing case manager first met Joe, a single 51 year old Native American Veteran, when he was placed on her calendar for a VI-SPDAT. For 2 months Joe had been living in a camper that was in a storage unit with no running water or utilities. Joe had no income and his vehicle was in need of repairs. Joe owed a past landlord money, had no credit, and wore out his welcome with all his family.

KCA had an opening in the Rapid Rehousing Program (RRH) which provides direct financial assistance for rent/deposit and case management services for up to 6 months. Our Case Manager screened Joe for additional eligibility, then provided housing search and placement supports.

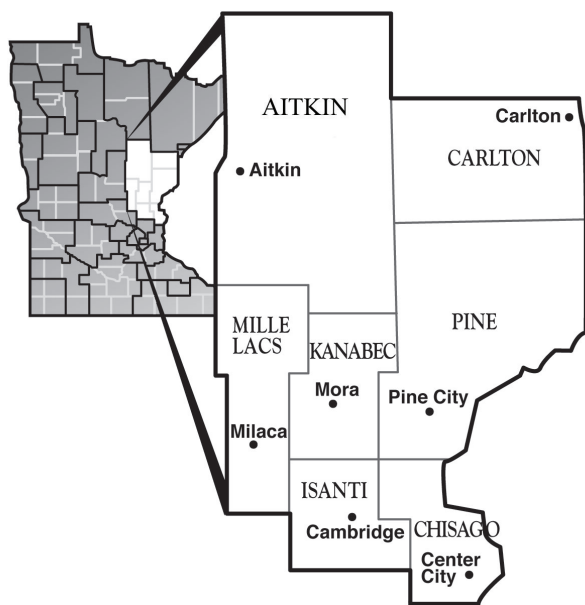
Our case manager used a CLIENT centered approach of meeting the client where they are at in life and built from there. The case manager also used skills from her training that recognizes Native American Values and understanding of cultural diversity.

While the initial referral was to KOOTASCA Energy Assistance for help with heating costs this winter, Joe's needs required inner and outer agency collaboration. The local Veterans Service Office was contacted to see if any additional supports can be put in place since Joe is a Veteran.

Joe selected a rental unit that was inspected for habitability, safety, and future affordability. Joe was able to sign the lease and move into his rental on the 9th of November.

Joe sets his own goals of areas he wants to address and improve upon. Our case manager will conduct home visits with Joe over the next 6 months and provide guidance on overcoming his barriers to self-sufficiency. Joe will be required to pay a portion of his rent in the future when he gains employment and/or other income. In the meantime, the RRH Program pays the rent. Joe is very grateful to be housed and looking forward to a brighter future!

Lakes and Pines Community Action Council



Robert Benes
Executive Director

1700 Maple Avenue East
Mora, MN 55051-1227
Phone: (320) 679-1800

Website: www.lakesandpines.org

Service Area: Aitkin, Carlton, Chisago,
Isanti, Kanabec, Mille Lacs and Pine
Counties

Legislative Districts

- Minnesota House: 10B, 11A, 11B, 15A, 31A, 32A, 32B, 39A
- Minnesota Senate: 10, 11, 15, 31, 32, 39
- Congressional: 8

Our Impact

Creating Opportunities, Strengthening Families in Poverty

- Our Reach 6,188 children, 18,218 people and 7,722 families with low incomes received services to become more self-sufficient.
47% of people served lived below 100% of the federal poverty level.
- Employment Supports 17,220 people with low incomes received services to reduce or eliminate barriers to initial or continuous employment, such as education/skill development, dependent care, transportation, energy assistance, affordable housing, and food assistance.

Child and Family Development

- School Readiness 376 children developed school readiness skills through preschool activities.
- Health Services 218 children received immunizations, medical and dental care.
- Parenting Skills 549 parents/caregivers improved parenting and family functioning skills.

Community Building

- Volunteers 525 volunteers donated 15,266 hours to improve their community.
- Partnerships public and private partnerships enhanced services and improved outcomes.

Selected outcomes from FFY2017 Community Action Reporting, MN DHS.

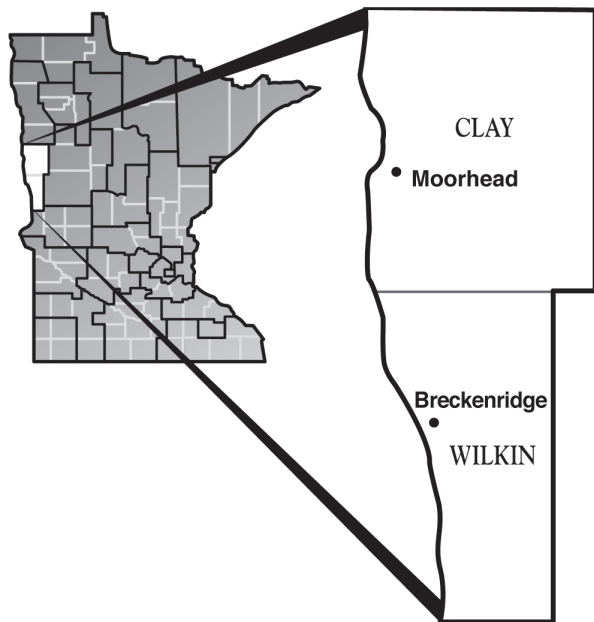


Helping People, Changing Lives

Lakes and Pines was working with a homeless couple, who were struggling with homelessness for six months during our infamous MN winters. They qualified for FHPAP-RRH and Lakes and Pines received the household as a referral from coordinated entry. Both of them were able to locate employment and were able to afford to live without any type of assistance. Lakes and Pines only needed to assist with the down payment and first month's rent. Then, things took a downward turn for this couple.

One of them was let go from their job, the other had hours decreased. They were housed, but unable to afford the rent. FHPAP- RRH funding was utilized to assist for up to six months. Through the help of dedicated Lakes and Pines' staff, the couple was able to subsidize their rent. This allowed them to remain in their home. During this time, it was discovered by the clients that they had other issues they needed to work on; one of them was able to see a therapist through the partnership with Therapeutic Services Agency in Pine City, MN and learned that there was an underlying reason that it was hard to hold down a job. The other was able to work on social security while continuing to remain employed. Today, both clients are employed and able to afford rent without assistance. They are working through the issues that they face and have been given the tools to remain housed. For this family, just knowing someone had the ability to help them be stable, ensured that they would not need assistance any longer.

Lakes and Prairies Community Action Partnership



Lori Schwartz
Executive Director

715 - 11th Street North
Suite 402
Moorhead MN 56560
Phone: (218) 512-1500

Website: www.lakesandprairies.net

Service Area: Clay and Wilkin Counties

Legislative Districts

- Minnesota House: 4A, 4B, 12A
- Minnesota Senate: 4, 12
- Congressional: 7

Our Impact

Creating Opportunities, Strengthening Families in Poverty

- Our Reach 1,322 children, 3,718 people and 2,028 families with low incomes received services to become more self-sufficient.
97% of people served lived below 100% of the federal poverty level.
- Independent Living 667 seniors and 334 people with disabilities received services to support independent living.
- Employment Supports 1,395 people with low incomes received services to reduce or eliminate barriers to initial or continuous employment, such as education/skill development, dependent care, transportation, energy assistance, affordable housing, and food assistance.
- Tax Credits 674 families received free tax preparation and qualified for a Federal/State tax credit.
- Emergency Assistance 903 People with low incomes received emergency assistance services, such as food, temporary shelter, rent or mortgage assistance, car or home repairs, and clothing.

Child and Family Development

- School Readiness 300 children developed school readiness skills through preschool activities.
- Health Services 299 children received immunizations, medical and dental care.
- Parenting Skills 531 parents/caregivers improved parenting and family functioning skills.

Community Building

- Volunteers 529 volunteers donated 35,704 hours to improve their community.
- Partnerships 292 public and private partnerships enhanced services and improved outcomes.

Selected outcomes from FFY2017 Community Action Reporting, MN DHS.



Helping People, Changing Lives

Like most 6-year-olds, Senova loves swimming and video games. She has a lot of friends in first grade and often walks to the park near her house to play. Senova hasn't always had the typical childhood. Senova's dad, David, reflects on his family just a few years ago:

"Before Lakes & Prairies Community Action I was working at a gas station and in fast food. I couldn't support my family, so we were living off welfare with no way out. I had 3 kids to take care of all by myself and I knew I needed to do something that would get me the tools to take care of them."

David was determined to create a better life for his children. He enrolled Senova in Head Start at a critical time. Head Start teachers worked with the entire family to help them develop socially, intellectually, and emotionally. David says Head Start provided the jump start his kids needed to be ready for school.

One day while picking up Senova, David learned about the Workforce Development Program. He immediately enrolled to earn his welding certification. David quickly climbed to the top of his class and was hired shortly after graduating.

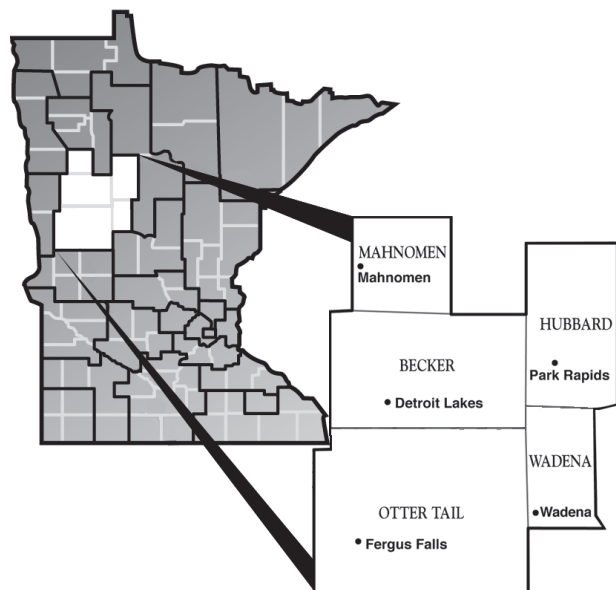
"The program completely changed my life. I was living paycheck to paycheck at dead end jobs. I'm now trained in a skilled trade for a career that I love, and my family is financially stable."

Today, David no longer worries about his family's finances. He hopes to become the lead welder and open his own welding shop. All three of his children are doing well in school. David is also saving to purchase his first home for his family.

Lakes & Prairies Community Action Partnership programs work together for families, like David's, to overcome poverty and give them an opportunity to live their best lives. We provide the keys to escaping poverty by breaking down barriers to achieving success and give them a chance to create a brighter future for their family. David says it best,

"Thank you to everyone who made it possible to change the course of my life...thank you for giving me a chance."

Mahube-Otwa Community Action Partnership



Liz Kuoppala
Executive Director

1125 West River Road
PO Box 747
Detroit Lakes, MN 56502-0747
Phone: (218) 847-1385

Website: www.mahube.org

Service Area: Becker, Hubbard, Mahnomén,
Otter Tail and Wadena Counties

Legislative Districts

- Minnesota House: 2A, 2B, 5A, 4B, 8A, 8B, 9A
- Minnesota Senate: 2, 4, 5, 8, 9
- Congressional: 7, 8

Our Impact

Creating Opportunities, Strengthening Families in Poverty

- Our Reach 5,579 children, 22,107 people and 9,882 families with low incomes received services to become more self-sufficient.
47% of people served lived below 100% of the federal poverty level.
- Independent Living 4,358 seniors and 2,886 people with disabilities received services to support independent living.
- Employment Supports 8,966 people with low incomes received services to reduce or eliminate barriers to initial or continuous employment, such as education/skill development, dependent care, transportation, energy assistance, affordable housing, and food assistance.
- Tax Credits 3,505 families received free tax preparation and qualified for a Federal/State tax credit.
- Financial Education 350 people developed and maintained a budget for over 90 days.
- Emergency Assistance 3,089 People with low incomes received emergency assistance services, such as food, temporary shelter, rent or mortgage assistance, car or home repairs, and clothing.


Child and Family Development

- School Readiness 646 children developed school readiness skills through preschool activities.
- Health Services 599 children received immunizations, medical and dental care.
- Parenting Skills 519 parents/caregivers improved parenting and family functioning skills.

Community Building

- Volunteers 1,246 volunteers donated 99,957 hours to improve their community.
- Partnerships 851 public and private partnerships enhanced services and improved outcomes.

Selected outcomes from FFY2017 Community Action Reporting, MN DHS.



Helping People, Changing Lives

MAHUBE-OTWA Head Start has a reputation of growing leaders.

Gail is a married mother of eight children. She and her husband have had children enrolled in the MAHUBE-OTWA Head Start program for almost two decades. Her involvement in Parent Policy Council has contributed to her growth as a strong leader with a passion for learning.

In fall 2018 Gail donated over 35 hours of her time at Head Start pre-registration events throughout our five-county service area. She visited with families about the importance of voting, how to register and encouraged them to find their voice by participating on Policy Council. Her work has earned her an opportunity to attend the NHSA Leadership Conference in Washington DC in January 2019.

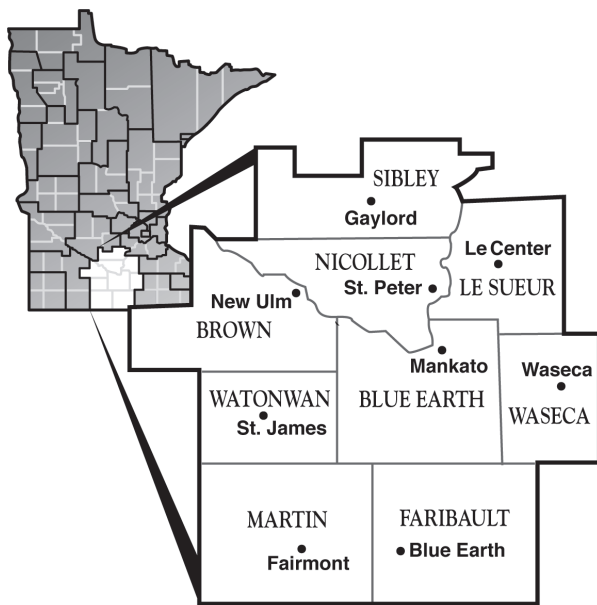
It was at a Head Start parent training (on the importance of sleep) that Gail learned valuable information. That information would become a catalyst for change in her son Sherman (who was developmentally delayed and nonverbal at age 3):

At the training, it was discussed how enlarged adenoids can lead to a host of problems. Identifying many of these symptoms in her own child, she brought him into the doctor for further investigation. With her concerns validated, the surgery was scheduled. The surgeon later mentioned that Sherman's adenoids were some of the largest that he had ever seen!

Gail commented, "After surgery, Sherman's sleep and behaviors have greatly improved. He is also becoming more vocal all the time". She said, "Even experienced parents can improve their child's quality of life by attending Head Start trainings" (she is quick to encourage other families to do the same).

MAHUBE-OTWA is committed to helping families like Gail's find their voices, advocate for their children, family and community.

Minnesota Valley Action Council



Amanda Mackie
Executive Director

706 North Victory Drive
Mankato, MN 56001
Phone: (507) 345-6822

Website: www.mnvac.org

Service Area: Blue Earth, Brown, Faribault, Le Sueur, Martin, Nicollet, Sibley, Waseca and Watonwan Counties

Legislative Districts

- Minnesota House: 16B, 18B, 19A, 19B, 20A, 20B, 23A, 23B, 24A, 27A
- Minnesota Senate: 16, 18, 19, 20, 23, 24, 27
- Congressional: 1, 7

Our Impact

Creating Opportunities, Strengthening Families in Poverty

- Our Reach 8,225 children, 20,703 people and 7,968 families with low incomes received services to become more self-sufficient.
54% of people served lived below 100% of the federal poverty level.
- Independent Living 3,984 seniors and 3,287 people with disabilities received services to support independent living.
- Employment Supports 11,408 people with low incomes received services to reduce or eliminate barriers to initial or continuous employment, such as education/skill development, dependent care, transportation, energy assistance, affordable housing, and food assistance.
- Tax Credits 509 families received free tax preparation and qualified for a Federal/State tax credit.
- Emergency Assistance 6,041 People with low incomes received emergency assistance services, such as food, temporary shelter, rent or mortgage assistance, car or home repairs, and clothing.

Child and Family Development

- School Readiness 553 children developed school readiness skills through preschool activities.
- Health Services 583 children received immunizations, medical and dental care.
- Parenting Skills 598 parents/caregivers improved parenting and family functioning skills.

Community Building

- Volunteers 433 volunteers donated 30,246 hours to improve their community.
- Partnerships 425 public and private partnerships enhanced services and improved outcomes.

Selected outcomes from FFY2017 Community Action Reporting, MN DHS.



Helping People, Changing Lives

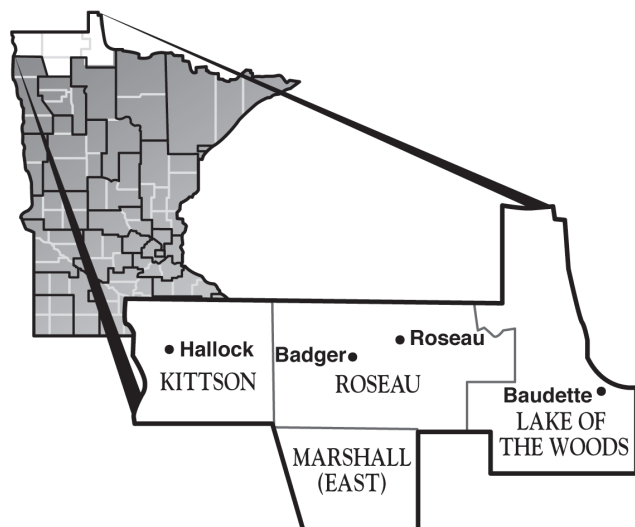
Haley started working with MVAC in 2014 through Supplemental Nutrition Assistance Program (SNAP) Employment & Training. She later enrolled in the Minnesota Family Investment Program (MFIP) and two different Youth programs. Most recently, she participated in the Workforce Investment Opportunity Action (WIOA) Out of School Program.

Haley has faced many barriers, but she has always been a fighter. She dropped out of high school in 10th grade. She struggled with substance abuse, and not long after dropping out, entered treatment at Welcome Manor Family Services. During her time in treatment, Haley told her MFIP counselor that she wanted to work towards her GED. She knew if she was going to move forward in her life, this was an important step. While treatment prevented her from immediately working towards her GED, it remained a long-term goal for her.

Haley completed treatment at Welcome Manor and then outpatient treatment at New Ulm Medical Center in April 2016, and began attending AA/NA regularly. With her intensive treatment complete, she was ready to pursue her GED. She connected with Youth programming at MVAC, and with much hard work and creative planning, she completed her GED on October 23, 2017. As a success and inspiration to others, she was asked to speak at the 2018 Mankato Area Adult Basic Education Graduation Celebration and at Welcome Manor.

Haley continued to work hard at two jobs to pay her bills while exploring career options. She worked long hours to support herself and her son, Karson. Eventually, she decided to pursue a career as a Phlebotomy and Medical Lab Technician. She was referred to the Fast Track Healthcare Pathway and is currently enrolled in classes at South Central College. We can't wait to see where life leads her!

Northwest Community Action



Timothy Anacabe
Executive Director

312 North Main Street
Badger, MN 56714
Phone: (218) 528-3258

Website: www.nwcaa.org

Service Area:
Kittson, Lake of the Woods, Marshall
(East) and Roseau Counties

Legislative Districts

- Minnesota House: 1A, 2A
- Minnesota Senate: 1, 2
- Congressional: 7

Our Impact

Creating Opportunities, Strengthening Families in Poverty

- **Our Reach** 1,141 children, 4,123 people and 2,276 families with low incomes received services to become more self-sufficient.
59% of people served lived below 100% of the federal poverty level.
- **Independent Living** 949 seniors and 487 people with disabilities received services to support independent living.
- **Employment Supports** 2,536 people with low incomes received services to reduce or eliminate barriers to initial or continuous employment, such as education/skill development, dependent care, transportation, energy assistance, affordable housing, and food assistance.
- **Tax Credits** 451 families received free tax preparation and qualified for a Federal/State tax credit.
- **Emergency Assistance** 1,667 People with low incomes received emergency assistance services, such as food, temporary shelter, rent or mortgage assistance, car or home repairs, and clothing.

Child and Family Development

- **School Readiness** 318 children developed school readiness skills through preschool activities.
- **Health Services** 318 children received immunizations, medical and dental care.
- **Parenting Skills** 318 parents/caregivers improved parenting and family functioning skills.

Community Building

- **Volunteers** 432 volunteers donated 45,148 hours to improve their community.
- **Partnerships** 522 public and private partnerships enhanced services and improved outcomes.

Selected outcomes from FFY2017 Community Action Reporting, MN DHS.



Helping People, Changing Lives

Giving the whole family a Head Start

When the “Smith” family came to Northwest Community Action (NWCA) in the summer of 2017, they were living in a tent in a friend’s yard. NWCA staff immediately got the family involved with the Head Start program. The HS Family Advocate and NWCA Family Services workers began putting their network of area service providers and NWCA programs to work.

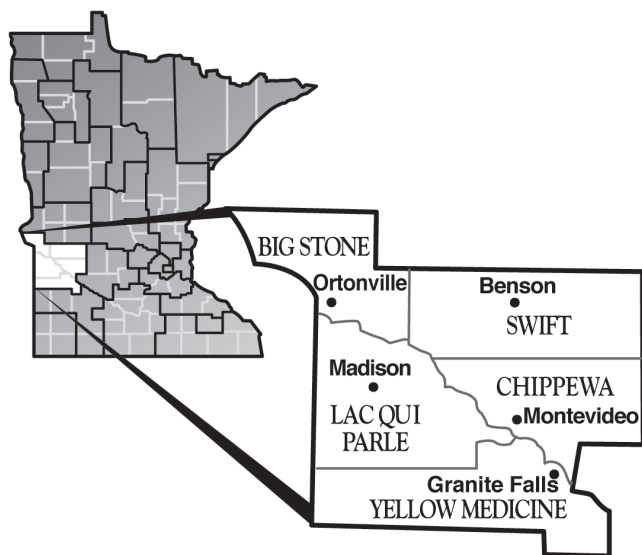
In working with the family it was determined that with winter coming, housing was the most important issue they were facing. This was a challenge because in the NWCA service area, adults with past rental history and felonies find safe and affordable housing options are very limited. Working together, the Family Advocate and family were able to find a trailer house available for rent to own. Using FHPAP funds the family was able to move out of their tent.

Once housing was established the focus moved onto utilizing NWCA programs in order to further stabilize the family.

The Head Start Family Advocate worked with the family and NWCA programs to sign up for SNAP, MA through the MNSure program, Energy Assistance, ERR Furnace program, and Budgeting assistance. As well as helping to connect the family to outside resources such as the Food Shelf, the transit bus, and social services. Other Head Start Staff worked with the parents to understand the importance of their child’s education, and being consistent in sending him to school. The classroom teacher discussed what’s happening in the classroom through in home conferences, and the Disabilities Manager worked with the parents on a referral for an Individualized Education Plan (IEP) for their child, and helped them to understand what that was.

The “Smith” family currently owns the trailer they moved into last year, and have been able to budget well enough to purchase a vehicle. The Head start child went from a 75% attendance rate last year to 90% this year with the increased stability of the parents as well as access to support and transportation.

Prairie Five Community Action Council



Debra Larson
Executive Director

719 North 7th Street
Montevideo, MN 56265-0159
Phone: (320) 269-6578

Web Site: www.prairiefive.com

Service Area: Big Stone, Chippewa, Lac Qui Parle, Swift and Yellow Medicine Counties

Legislative Districts

- Minnesota House: 12A, 16A, 17A
- Minnesota Senate: 12, 16, 17
- Congressional: 7

Our Impact

Creating Opportunities, Strengthening Families in Poverty

- Our Reach 2,917 children, 10,366 people and 6,219 families with low incomes received services to become more self-sufficient.
77% of people served lived below 100% of the federal poverty level.
- Independent Living 2,372 seniors and 883 people with disabilities received services to support independent living.
- Employment Supports 2,439 people with low incomes received services to reduce or eliminate barriers to initial or continuous employment, such as education/skill development, dependent care, transportation, energy assistance, affordable housing, and food assistance.
- Tax Credits 507 families received free tax preparation and qualified for a Federal/State tax credit.
- Emergency Assistance 6,471 People with low incomes received emergency assistance services, such as food, temporary shelter, rent or mortgage assistance, car or home repairs, and clothing.


Child and Family Development

- School Readiness 213 children developed school readiness skills through preschool activities.
- Health Services 213 children received immunizations, medical and dental care.
- Parenting Skills 55 parents/caregivers improved parenting and family functioning skills.

Community Building

- Volunteers 1,049 volunteers donated 44424 hours to improve their community.
- Partnerships 202 public and private partnerships enhanced services and improved outcomes.

Selected outcomes from FFY2017 Community Action Reporting, MN DHS.

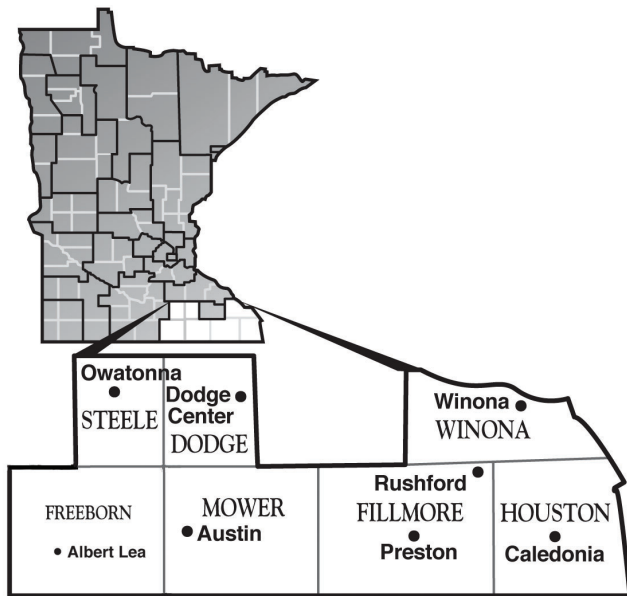


Helping People, Changing Lives

Jane arrived from California with her boyfriend when she was 9 months pregnant. They were homeless in California and decided to move to rural Minnesota to live with friends. After the baby was born, Jane faced several obstacles including filing domestic violence charges against her boyfriend and friends asking them to leave the home. Prairie Five immediately placed her in a hotel. After a few days in the hotel, the baby ends up at a Metro hospital over Christmas. Baby is released from hospital after five days. Frightened and alone, Jane returns to the rural community dedicated to making a new life for her baby.

Jane didn't know anyone in the community, but knew she needed help building a new life for herself and her son. Several "systems" failed her with needed resources. The long journey was just starting for Jane as she struggled with homelessness and the goal to secure safe housing. Jane did not have transportation and it was winter. Jane had been applying for jobs and income-based housing throughout this small community with her two month old in a stroller. When she continued to hit walls, we helped Jane with housing applications, FHPAP-rent/deposit assistance, CSPH baby check, helped her apply for emergency assistance, provided shelter with funding from a church, found transportation, brought her food shelf and fresh food items on a regular basis, blankets, coats and other winter essentials.

Being a good mother is one of the toughest jobs in the world, and it's almost impossible when you are young, homeless, and without family/friends or resources. Prairie Five was determined to help this mother and child secure a brighter, more stable future. Jane found a job and housing, she is now on the road to self-sufficiency. We continue to help Jane with bumpy roads, but we are excited to see her move forward with a brighter future.



204 South Elm Street
PO Box 549
Rushford, MN 55971
Phone: (507) 864-7741

Website: www.semcac.org

Service Area:
Dodge, Fillmore, Freeborn, Houston,
Mower, Steele and Winona Counties

Legislative Districts

- Minnesota House: 21B, 24A, 24B, 25A, 27A, 27B, 28A, 28B
- Minnesota Senate: 21, 24, 25, 27, 28
- Congressional: 1

Our Impact

Creating Opportunities, Strengthening Families in Poverty

- Our Reach 7,240 children, 27,016 people and 14,468 families with low incomes received services to become more self-sufficient.
69% of people served lived below 100% of the federal poverty level.
- Independent Living 10,650 seniors and 3,434 people with disabilities received services to support independent living.
- Employment Supports 5,932 people with low incomes received services to reduce or eliminate barriers to initial or continuous employment, such as education/skill development, dependent care, transportation, energy assistance, affordable housing, and food assistance.
- Emergency Assistance 5,584 People with low incomes received emergency assistance services, such as food, temporary shelter, rent or mortgage assistance, car or home repairs, and clothing.

Child and Family Development

- School Readiness 282 children developed school readiness skills through preschool activities.
- Health Services 303 children received immunizations, medical and dental care.
- Parenting Skills 350 parents/caregivers improved parenting and family functioning skills.

Community Building

- Volunteers 1,637 volunteers donated 78,404 hours to improve their community.
- Partnerships 1,176 public and private partnerships enhanced services and improved outcomes.

Selected outcomes from FFY2017 Community Action Reporting, MN DHS.



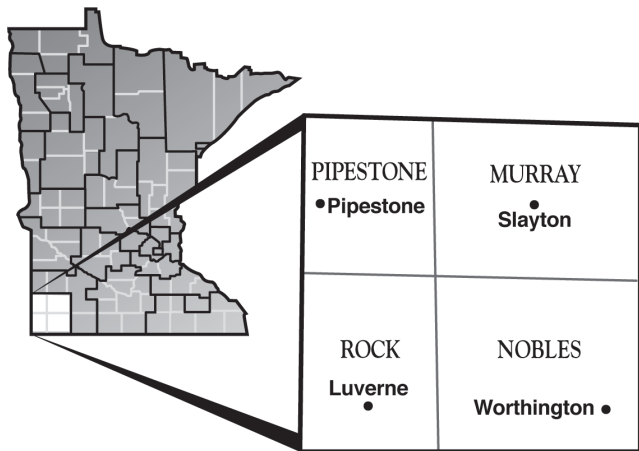
Helping People, Changing Lives

For years, many homes that qualified for Weatherization services in Minnesota could not receive the services because of vermiculite insulation in the attic. Weatherization crews and contractors could not work on a home until the hazardous materials were removed; vermiculite insulation may contain asbestos, which could cause cancer. Insulation with asbestos, made between 1938 and 1989, is common in older homes in Minnesota. Homeowners planning to weatherize or remodel should not attempt to remove the insulation themselves; a professional asbestos contractor can safely remove it. The cost to remove vermiculite insulation from an attic (approximately \$7,500) is too expensive for most low-income homeowners, as is the cost to weatherize homes. This year, due to the Healthy AIR (Asbestos Insulation Remediation) pilot program, many low-income homeowners are getting the help they need to both remove the vermiculite insulation and to weatherize their homes.

Semcac's Weatherization staff was quick to pursue this new opportunity. The Minnesota Department of Commerce collaborates with Semcac and administers the funding for this pilot project. Semcac is working diligently to help households who can use this assistance and has serviced 20 homes, since the inception of this program in January 2018. Most of the households served with this new program, qualified for Weatherization services long ago, but the work was delayed until funding was acquired to remove the threat of asbestos. A contractor licensed by the Minnesota Department of Health conducts all vermiculite remediation. The vermiculite must be disposed of in compliance with regulations. Shortly after the insulation removal, Weatherization work is provided to those homes. The Weatherization Assistance Program (WAP) is able to conduct an energy audit and make necessary energy improvements (such as repair heating equipment, insulate attics, etc.) to reduce energy bills. A Weatherization client who was a recipient of the Healthy AIR Grant funds, said, "The project went well. Everyone was great to work with and provided quality workmanship. Since the work was done - the home is a lot warmer, quieter and not as much dust. Thank you for the help."

"It's been a win-win for many households in our area," says Melissa Feine, Semcac's Weatherization Coordinator. "Our Healthy AIR clients are so grateful, because their homes are rid of the asbestos, their utility bills drop, and their health and comfort level rises. We hope for continued Healthy AIR funding, because the demand is clearly there throughout the state."

Southwestern Minnesota Opportunity Council



Neal Steffl
Executive Director/CEO

1106 Third Avenue
Worthington, MN 56187
Phone: (507) 376-4195

Website: www.smoc.us

Service Area: Murray, Nobles, Pipestone
and Rock Counties

Legislative Districts

- Minnesota House: 22A, 22B
- Minnesota Senate: 22
- Congressional: 1

Our Impact

Creating Opportunities, Strengthening Families in Poverty

- Our Reach 1,286 children, 3,364 people and 1,443 families with low incomes received services to become more self-sufficient.
45% of people served lived below 100% of the federal poverty level.
- Independent Living 89 seniors and 31 people with disabilities received services to support independent living.
- Employment Supports 1,805 people with low incomes received services to reduce or eliminate barriers to initial or continuous employment, such as education/skill development, dependent care, transportation, energy assistance, affordable housing, and food assistance.
- Financial Education 65 people developed and maintained a budget for over 90 days.
- Emergency Assistance 505 People with low incomes received emergency assistance services, such as food, temporary shelter, rent or mortgage assistance, car or home repairs, and clothing.

Child and Family Development

- School Readiness 182 children developed school readiness skills through preschool activities.
- Health Services 195 children received immunizations, medical and dental care.

Community Building

- Volunteers Community volunteers donated 31,649 hours to improve their community.
- Partnerships 117 public and private partnerships enhanced services and improved outcomes.

Selected outcomes from FFY2017 Community Action Reporting, MN DHS.



Helping People, Changing Lives

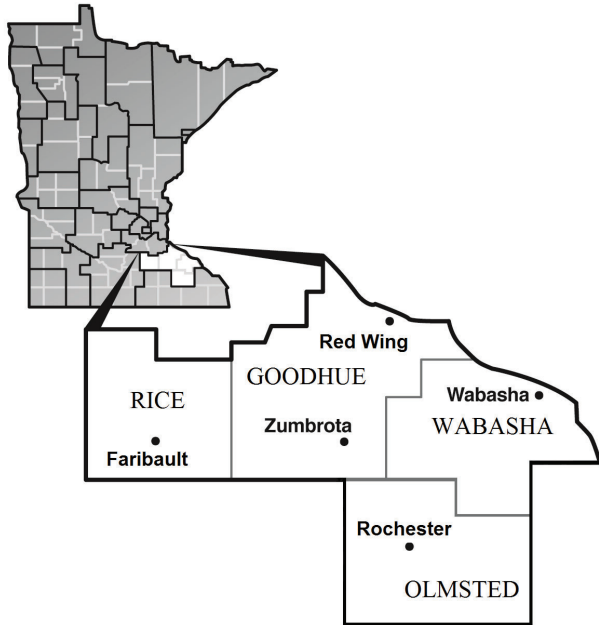
One hot summer day, Asefash walked into our agency. She was in need of help and didn't know where to turn. Our Community Services Coordinator interviewed her to assess her situation. Tears slowly rolled down her cheeks as she quietly explained that she was homeless and sleeping in a large closet at a local restaurant.

Asefash emigrated from Ethiopia as a refugee years ago. In 2010 she became a U.S. citizen. When she arrived in the United States she worked in meat and poultry processing plants. The years of performing physical labor had taken its toll on her body. She no longer had the strength or stamina to continue to work in the meat packing industry. She was let go from her most recent job due to poor health. Without a job, she couldn't pay her rent and lost her apartment in Sioux City Iowa. A friend suggested that she move to Worthington where a large community of people from Eritrea and Ethiopia were known to reside.

Our Community Services Coordinator completed an initial interview and assessment with Asefash and found that she had a strong desire to remain in Worthington. She needed help to find affordable housing and a temporary income source as she looked for employment. During the next few weeks she received assistance from our agency to complete an application for Section 8 and public housing. SMOC staff contacted managers of income based apartments regarding possible rentals, assisted in completing applications, followed up with phone calls to the housing managers regarding the status of her applications and ultimately accepted her into the long-term homeless program.

As a result of our agency's efforts, Asefash is no longer homeless. She is living in safe affordable housing and has reunited with her teenage daughter. Asefash's application for SSI was approved and she is now receiving regular income. Although she was forced to leave the Senior Community Service Employment Program due to health problems, she hopes to return to the program in the future and eventually rejoin the workforce.

Three Rivers Community Action



Jennifer Larson
Executive Director

1414 North Star Drive
Zumbrota, MN 55992-1091
Toll Free: 800-277-8418

Website: www.threeriverscap.org

Service Area: Goodhue, Olmsted, Rice and
Wabasha Counties

Legislative Districts

- Minnesota House: 20B, 21A, 21B, 24B, 25A, 25B, 26A, 26B, 58B
- Minnesota Senate: 20, 21, 24, 25, 26, 58
- Congressional: 1, 2

Our Impact

Creating Opportunities, Strengthening Families in Poverty

- Our Reach 6,219 children, 14,312 people and 5,687 families with low incomes received services to become more self-sufficient.
47% of people served lived below 100% of the federal poverty level.
- Independent Living 2,659 seniors and 2,255 people with disabilities received services to support independent living.
- Employment Supports 4,884 people with low incomes received services to reduce or eliminate barriers to initial or continuous employment, such as education/skill development, dependent care, transportation, energy assistance, affordable housing, and food assistance.
- Financial Education 304 people developed and maintained a budget for over 90 days.
- Emergency Assistance 3,916 People with low incomes received emergency assistance services, such as food, temporary shelter, rent or mortgage assistance, car or home repairs, and clothing.


Child and Family Development

- School Readiness 208 children developed school readiness skills through preschool activities.
- Health Services 244 children received immunizations, medical and dental care.
- Parenting Skills 488 parents/caregivers improved parenting and family functioning skills.

Community Building

- Volunteers Community volunteers donated 17,750 hours to improve their community.
- Partnerships 955 public and private partnerships enhanced services and improved outcomes.

Selected outcomes from FFY2017 Community Action Reporting, MN DHS.



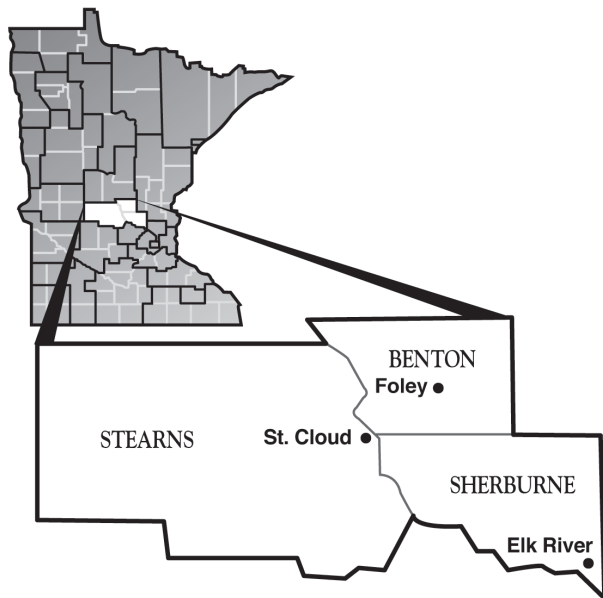
Helping People, Changing Lives

About 1 in 8 children in the Three Rivers Community Action area live in households with income below the poverty line. For many families with young children and limited income, it is difficult to find time and resources to increase income and feel confident about their children's financial future. That's why, each year Three Rivers engages with over 200 Head Start children and their families to advance their learning and family goals, and reduce the prevalence of poverty for families with children.

Patti (not her real name) is a mom of three children who encountered Three Rivers Community Action through Head Start and Home Visiting in September 2018. She was a stay-at-home mom and received assistance through Welfare and SSI benefits. Patti always showed interest in her children's wellbeing and wanted to make sure that she had all the tools she needed to help her children grow and be successful. During a home visit, she shared her desire to work, even though some of her family and friends were discouraging her from pursuing a job. She felt strongly that a job was important for her to feel good about herself and the example she was setting for her children, and she asked Three Rivers Community Action Home Visitor Cora de la Rosa to help her work through this dilemma. Cora says "Patti was so determined! She gathered all the information she had on her loans and credit and goals. We sat down together to draw out the pros and cons about her financial situation, and she said 'I am ready to be financially independent!'" Cora helped Patti connect with legal services, and with Three Rivers family advocates to work on her budget and income goals. Patti started filling out job applications almost immediately, and even though she was turned down several times, she persisted until she got a call for a job – and it was one that she really wanted! She worked with supportive family for childcare during work hours and is now feeling great about being able to meet her needs financially. In just a few short months, Patti met her goals of getting a job and fixing her credit, and now she is taking a step toward her next goal by submitting her application to become a homeowner through the Minnesota Urban Rural Homestead (MURL) Program operated by Three Rivers.

The support provided by Cora and other Three Rivers staff in the Head Start and Home Visiting program – as well as Family Advocacy and Housing programs – was just the boost Patti needed to recognize her strengths and take action that affects her and her children's financial future.

Tri-County Action Program



Lori Schultz
Executive Director

1210 23rd Avenue South
P.O. Box 683
Waite Park, MN 56387
Phone: (320) 251-1612

Website: www.tricap.org

Service Area: Benton, Sherburne and Stearns Counties

Legislative Districts

- Minnesota House: 12B, 13A, 13B, 14A, 14B, 15A, 15B, 30A, 31A
- Minnesota Senate: 12, 13, 14, 15, 30, 31
- Congressional: 6, 7

Our Impact

Creating Opportunities, Strengthening Families in Poverty

- Our Reach 6,496 children, 26,690 people and 12,070 families with low incomes received services to become more self-sufficient.
54% of people served lived below 100% of the federal poverty level.
- Independent Living 4,640 seniors and 3,625 people with disabilities received services to support independent living.
- Employment Supports 6,622 people with low incomes received services to reduce or eliminate barriers to initial or continuous employment, such as education/skill development, dependent care, transportation, energy assistance, affordable housing, and food assistance.
- Tax Credits 1,578 families received free tax preparation and qualified for a Federal/State tax credit.
- Asset Building 28 people increased savings through an Individual Development Account (IDA) or other savings account.
- Emergency Assistance 4,588 People with low incomes received emergency assistance services, such as food, temporary shelter, rent or mortgage assistance, car or home repairs, and clothing.

Child and Family Development

- Parenting Skills 50 parents/caregivers improved parenting and family functioning skills.

Community Building

- Volunteers 162 volunteers donated 38,323 hours to improve their community.
- Partnerships 319 public and private partnerships enhanced services and improved outcomes.

Selected outcomes from FFY2017 Community Action Reporting, MN DHS.



Helping People, Changing Lives

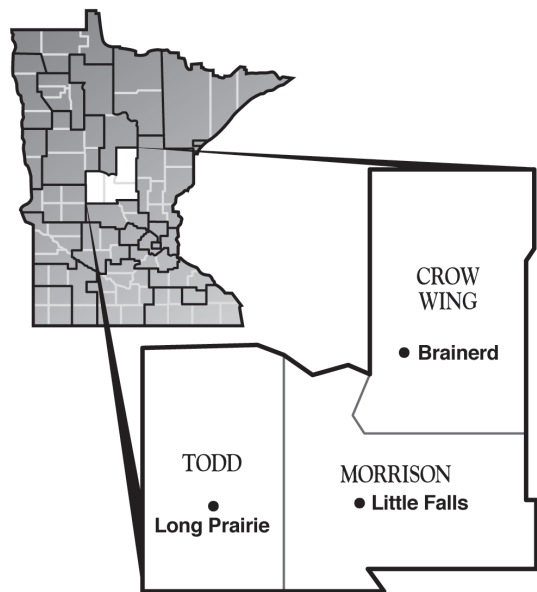
Piper, a single mother of three teenagers who struggle with extreme emotional and behavioral disorders is also primary caregiver to two grandchildren. She came to Tri-CAP for assistance. Her goal, having left a long-term domestic violence situation, was to rebuild her life, attain the ability to take care of her family, and achieve financial self-sufficiency.

After leaving an abusive situation, Piper was trying to gain employment without the education, skills, and emotional resources she needed. Piper was referred to Tri-CAP from the St. Cloud Housing and Redevelopment Authority (HRA). Tri-CAP enrolled Piper in the Family Self-Sufficiency (FSS) and Rebuilding Lives (Displaced Homemaker) programs. Tri-CAP began working with Piper to set goals and identify assistance that would positively impact her journey.

Services through FSS and Rebuilding Lives programs included case management and one-on-one support for Piper. Working with her Self-Sufficiency Counselor at Tri-CAP and Vocational Rehabilitation Services at the Cambridge Workforce Center, Piper identified the goal of gaining work as a Medical Assistant. Achieving this goal would enable Piper to support her family. Among her challenges, Piper did not have a computer or a printer to complete her school work. These were identified as barriers to attending school. She needed to gain the education requisite to achieve her work goal. Tri-CAP utilized a special fund to provide the financial support to purchase a laptop computer, software, and printer for Piper.

To help stabilize Piper's situation, Tri-CAP provided additional assistance. Fuel cards, money to purchase professional interview clothing, financial assistance with a car repair, and Energy Assistance combined to provide support for Piper as she worked to achieve her goals.

Tri-County Community Action Partnership



501 LeMieur Street
Little Falls, MN 56345

Website: www.tccaction.com

Service Area:
Crow Wing, Morrison and Todd Counties

Legislative Districts

- Minnesota House: 9A, 9B, 10A, 10B, 15B
- Minnesota Senate: 9, 10, 15
- Congressional: 7, 8

Our Impact

Creating Opportunities, Strengthening Families in Poverty

- Our Reach 1,559 children, 3,516 people and 1,714 families with low incomes received services to become more self-sufficient.
54% of people served lived below 100% of the federal poverty level.
- Independent Living 639 seniors and 481 people with disabilities received services to support independent living.
- Employment Supports 417 people with low incomes received services to reduce or eliminate barriers to initial or continuous employment, such as education/skill development, dependent care, transportation, energy assistance, affordable housing, and food assistance.
- Tax Credits 600 families received free tax preparation and qualified for a Federal/State tax credit.
- Financial Education 43 people developed and maintained a budget for over 90 days.
- Emergency Assistance 496 People with low incomes received emergency assistance services, such as food, temporary shelter, rent or mortgage assistance, car or home repairs, and clothing.

Child and Family Development

- School Readiness 188 children developed school readiness skills through preschool activities.
- Health Services 640 children received immunizations, medical and dental care.
- Parenting Skills 660 parents/caregivers improved parenting and family functioning skills.

Community Building

- Volunteers 723 volunteers donated 64,598 hours to improve their community.
- Partnerships 144 public and private partnerships enhanced services and improved outcomes.

Selected outcomes from FFY2017 Community Action Reporting, MN DHS.



Helping People, Changing Lives

Fred and Diane called TCCAP in May 2018, wanting to donate their used car to “someone who was trying to make something of themselves.” TCCAP found the perfect candidate.

Stacy is a single mother of four children, ages 12-21. Now she’s the primary caregiver for her two young grandchildren who are enrolled in TCCAP’s Head Start – Prenatal to Five Early Childhood Education Program. Her grandchildren love learning and love the Head Start program. Stacy’s life has been complicated and at times scary, but she has always prioritized her family and her hopes that they might be able to build a better life.

Stacy studied at Central Lakes College (CLC) in 2007-2008 for an associate degree, but that alone didn’t open too many doors, so later Stacy enrolled in the Health Care Administrative Specialist program.

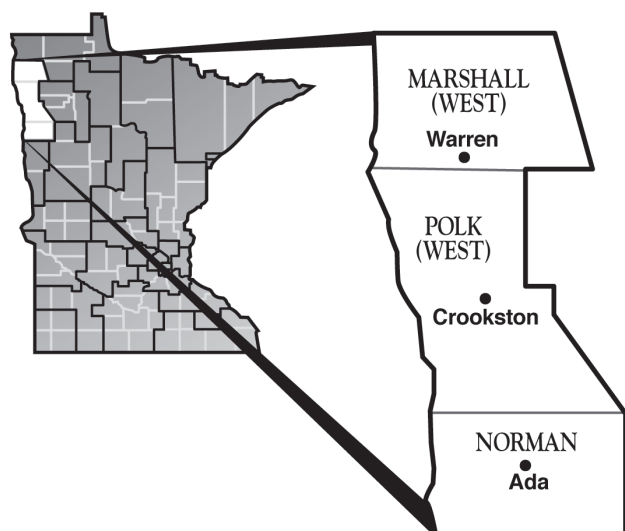
Stacy has never had reliable transportation. She only recently got her driver’s license. So for many years, Stacy and her children walked and rode the bus. Stacy never complained as she spent years walking her children to school. She didn’t complain about walking to her own school and work. She just kept going. Stacy finished her Health Care Administrative Specialist program in 2016, and then she began an internship in the META 5 office at CLC to get office work experience. Stacy has been ready to look for jobs – perhaps with Mille Lacs Health System or with Essentia Health in Brainerd – but there has been one major challenge: reliable transportation.

After 21+ years of raising children, working, going to school, studying at night, and yearning for a better life for her family, Stacy finally caught a lucky break. She was in the META 5 office when TCCAP staff called the META 5 director to see if she knew anyone who could use a car to pursue their next steps in life. Stacy applied, was selected, and received the used car in September 2018.

Now, with her education, her driver’s license, this reliable transportation, and her young grandchildren enrolled in Head Start, Stacy is on the brink of finding work in which she can earn \$16.00 - \$18.00 per hour at a regional health clinic.

That is the power of generosity, and the power of Community Action.

Tri-Valley Opportunity Council



Jason Carlson
Chief Executive Officer

102 North Broadway
Crookston, MN 56716
Phone: (218) 281-5832 Ext.218

Website: www.tvoc.org

Service Area: Norman, Marshall (West)
and Polk (West) Counties

Legislative Districts

- Minnesota House: 1A, 1B-Deb Kiel, 4B
- Minnesota Senate: 1, 4
- Congressional: 7

Our Impact

Creating Opportunities, Strengthening Families in Poverty

- Our Reach 3,318 children, 10,196 people and 2,421 families with low incomes received services to become more self-sufficient.
63% of people served lived below 100% of the federal poverty level.
- Independent Living 3,824 seniors and 3,970 people with disabilities received services to support independent living.
- Employment Supports 62,797 people with low incomes received services to reduce or eliminate barriers to initial or continuous employment, such as education/skill development, dependent care, transportation, energy assistance, affordable housing, and food assistance.
- Emergency Assistance 1,131 People with low incomes received emergency assistance services, such as food, temporary shelter, rent or mortgage assistance, car or home repairs, and clothing.

Child and Family Development

- School Readiness 362 children developed school readiness skills through preschool activities.
- Health Services 1,177 children received immunizations, medical and dental care.
- Parenting Skills 1,323 parents/caregivers improved parenting and family functioning skills.

Community Building

- Volunteers 1,526 volunteers donated 843,549 hours to improve their community.
- Partnerships 1,939 public and private partnerships enhanced services and improved outcomes.

Selected outcomes from FFY2017 Community Action Reporting, MN DHS.



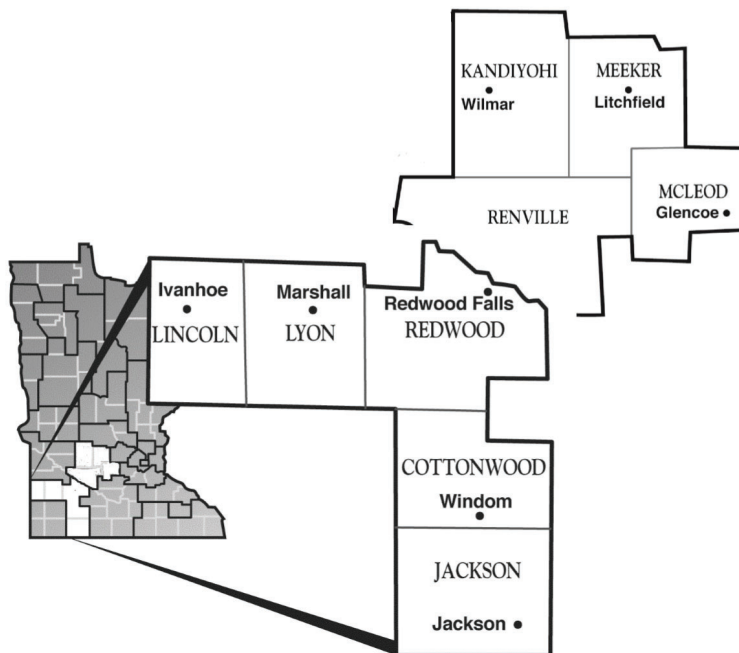
Helping People, Changing Lives

Agassiz Town homes' Long Term Homelessness (LTH) units are filled by using the Coordinated Entry System. A family was living in a shelter while at the top of the Prioritization List waiting for housing. Tri-Valley staff engaged in conversation with the family regarding their interest in moving to Crookston. Families always have their choice living location. This family was willing to move to Crookston and was interested in the Agassiz Town homes. Tri-Valley housing staff worked closely with the family to complete all needed paperwork with the property management company and with the housing authority.

Originally the client was denied by the property management company due to housing history and poor credit issues. Tri-Valley housing staff advocated for the family with the property management company. Staff created a plan with the family around case management and setting goals, arranging for weekly visits, moving to monthly visits as time goes along. The plan with the family would help to support the family's successful housing experience. The property management company accepted the family into the unit with this plan in place. Tri-Valley staff helped the family move in, provided limited supplies to support the family in their unit, took the family to the school to get their children enrolled and to social services to complete applications there as well.

Housing stability is an integral step in family stability, employment, school success and overall good health outcomes.

United Community Action Partnership



Nancy Straw
Executive Director

1400 South Saratoga Street
Marshall MN 56258
Phone: (507) 537-1416

Website: <https://unitedcapmn.org>

Service Area: Cottonwood, Jackson, Kandiyohi, Lincoln, Lyon, McLeod, Meeker, Redwood and Renville Counties

Legislative Districts

- Minnesota House: 16A, 16B, 17A, 17B, 18A, 18B, 22A, 22B, 23A
- Minnesota Senate: 16, 17, 18, 22, 23
- Congressional: 1, 7

Our Impact

Creating Opportunities, Strengthening Families in Poverty

- Our Reach 9,078 children, 22,234 people and 8,628 families with low incomes received services to become more self-sufficient.
49% of people served lived below 100% of the federal poverty level.
- Independent Living 4,061 seniors and 2,570 people with disabilities received services to support independent living.
- Employment Supports 11,787 people with low incomes received services to reduce or eliminate barriers to initial or continuous employment, such as education/skill development, dependent care, transportation, energy assistance, affordable housing, and food assistance.
- Tax Credits 1,167 families received free tax preparation and qualified for a Federal/State tax credit.
- Emergency Assistance 10,540 People with low incomes received emergency assistance services, such as food, temporary shelter, rent or mortgage assistance, car or home repairs, and clothing.

Child and Family Development

- School Readiness 576 children developed school readiness skills through preschool activities.
- Health Services 626 children received immunizations, medical and dental care.
- Parenting Skills 556 parents/caregivers improved parenting and family functioning skills.

Community Building

- Volunteers 1,268 volunteers donated 48,577 hours to improve their community.
- Partnerships 587 public and private partnerships enhanced services and improved outcomes.

Selected outcomes from FFY2017 Community Action Reporting, MN DHS.



Helping People, Changing Lives

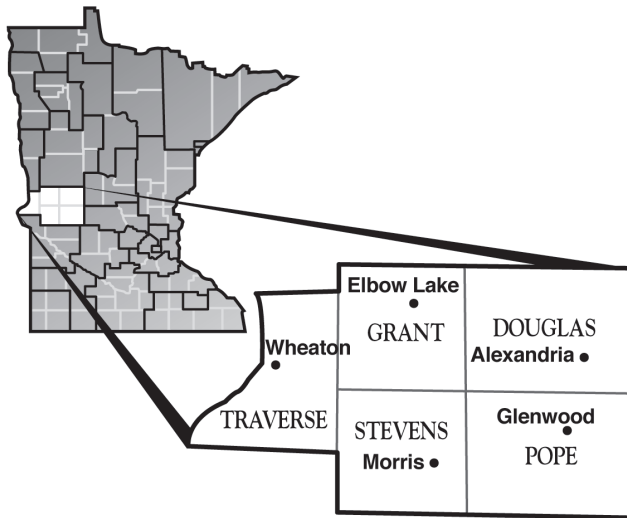
Susan is a mother of three young boys. Without a vehicle, Susan and her boys would walk or depend on friends to get around. She was unemployed because she didn't have access to reliable transportation. Susan's employment specialist referred her to United Community Action Partnership (UCAP) to apply for our Helping People Get There vehicle donation program. After completing the necessary paperwork, Susan worked on budgeting and obtained insurance with UCAP's Transportation Coordinator. Susan had a Certified Nursing Assistant (CNA) certificate and a verifiable job starting.

The vehicle Susan received was an older Chrysler minivan that had been repaired and reconditioned by one of UCAP's partnering mechanic shops. While dependable, reliable and economical, it was still old... a 1995 model with some cosmetic scratches and dings. After completing the title transfer, the vehicle was brought from the lot and Susan was presented with the keys. Her eyes welled up with tears, as did everyone's in seeing her reaction. In response to an apology for the vintage and exterior condition of the van, she replied "It's like a Rolls Royce to me!"

Susan reported that the minivan was life-changing. She is able to transport her children in a safe, reliable vehicle and participate in their school activities. Because of her vehicle, she proudly reported she had not missed a day of work since she started. Susan is now totally off of county cash assistance.

It's just a vehicle, but it was life changing for this family.

West Central Minnesota Communities Action



Missy Becker-Cook
Executive Director

411 Industrial Park Boulevard
Elbow Lake, MN 56531
Phone: (218) 685-4486

Website: www.wcmca.org

Service Area: Douglas, Grant, Pope,
Stevens and Traverse Counties

Legislative Districts

- Minnesota House: 8B, 12A, 12B
- Minnesota Senate: 8, 12
- Congressional: 7

Our Impact

Creating Opportunities, Strengthening Families in Poverty

- Our Reach 4,619 children, 11,735 people and 5,487 families with low incomes received services to become more self-sufficient.
38% of people served lived below 100% of the federal poverty level.
- Independent Living 2,640 seniors and 2,195 people with disabilities received services to support independent living.
- Employment Supports 4,418 people with low incomes received services to reduce or eliminate barriers to initial or continuous employment, such as education/skill development, dependent care, transportation, energy assistance, affordable housing, and food assistance.
- Tax Credits 404 families received free tax preparation and qualified for a Federal/State tax credit.
- Financial Education 72 people developed and maintained a budget for over 90 days.
- Emergency Assistance 7,013 People with low incomes received emergency assistance services, such as food, temporary shelter, rent or mortgage assistance, car or home repairs, and clothing.

Child and Family Development

- School Readiness 427 children developed school readiness skills through preschool activities.
- Health Services 427 children received immunizations, medical and dental care.
- Parenting Skills 1,220 parents/caregivers improved parenting and family functioning skills.

Community Building

- Volunteers 900 volunteers donated 79,000 hours to improve their community.
- Partnerships 237 public and private partnerships enhanced services and improved outcomes.

Selected outcomes from FFY2017 Community Action Reporting, MN DHS.

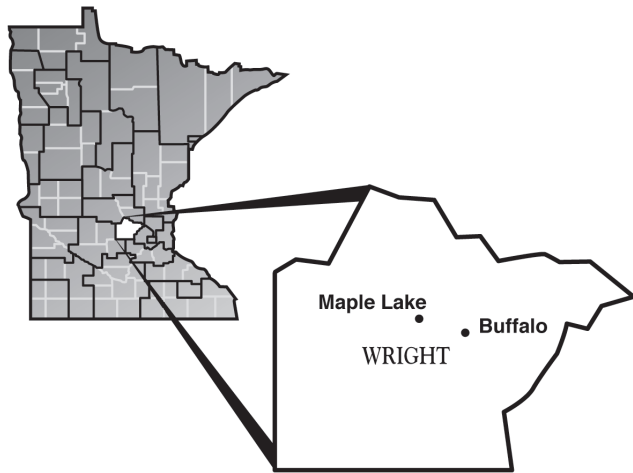


Helping People, Changing Lives

For Seniors living on a fixed income, necessary home repairs may be out of their budgets. Often the inability to pay for things such as wheel chair ramps or other safety concerns causes seniors to need to move out of their communities to a larger town where apartments or assisted living facilities can be accessed. In July of 2018, West Central Minnesota Communities Action Inc. partnered with Lakes and Prairies Community Action and Group Work camps Home Repair to bring 271 participants (mainly youth) to Breckenridge Minnesota to complete home repairs for seniors in Wilkin County. There were 46 work crews who repaired 26 homes over the 5 day “camp”. Types of projects that were completed were interior and exterior paint, porch, skirting and step repair, home Weatherization and even the addition of wheelchair ramps on 5 of the 26 homes. Considering things like volunteer labor, project management, housing and food for campers and capital improvements to housing stock it is figured that this project brought in \$243,492 into the Wilkin County Community.

The week of camp supports the small towns in the community by bringing patrons to local grocery stores and gas stations as well as purchasing all materials for the home improvement projects from local lumbar and hardware stores. One home stands out as a true testament for what this program does for the homeowners it serves. Roger and Barbara reside in Campbell, MN. The work crew came in and helped them with interior and exterior paint which the homeowners were extremely grateful for, but the biggest impact was the wheelchair ramp that was installed. Barbara is wheelchair bound and prior to having a ramp, Roger would carry his wife in and out of their home every time they needed to travel for appointments or to just get out of the house. This wheelchair ramp gives Barbara some of her independence back and provides relief to both her and her husband. Roger loved working with the young people who volunteered at their home for that week, painting alongside them in the areas they couldn't reach. One of the biggest impacts we see for the homeowners is the joy that the kids bring to them as they work on their homes. They love to socialize with them and are forever grateful for the time and energy they put into their homes.

Wright County Community Action



Jay Weatherford
Executive Director

130 West Division Street
PO Box 787
Maple Lake, MN 55358
Phone: (320) 963-6500

Website: www.wccaweb.com

Service Area: Wright County

Legislative Districts

- Minnesota House: 15B, 18A, 29A, 29B, 30A, 30B
- Minnesota Senate: 15, 18, 29, 30
- Congressional: 6

Our Impact

Creating Opportunities, Strengthening Families in Poverty

- Our Reach 3,016 children, 17,943 people and 5,938 families with low incomes received services to become more self-sufficient.
43% of people served lived below 100% of the federal poverty level.
- Independent Living 1,631 seniors and 1,243 people with disabilities received services to support independent living.
- Employment Supports 7,401 people with low incomes received services to reduce or eliminate barriers to initial or continuous employment, such as education/skill development, dependent care, transportation, energy assistance, affordable housing, and food assistance.
- Tax Credits 375 families received free tax preparation and qualified for a Federal/State tax credit.
- Emergency Assistance 14,207 People with low incomes received emergency assistance services, such as food, temporary shelter, rent/mortgage assistance, car or home repairs, and clothing.

Child and Family Development

- School Readiness 286 children developed school readiness skills through preschool activities.
- Health Services 299 children received immunizations, medical and dental care.
- Parenting Skills 449 parents/caregivers improved parenting and family functioning skills.

Community Building

- Volunteers 2,660 volunteers donated 26,247 hours to improve their community.
- Partnerships 1,212 public and private partnerships enhanced services and improved outcomes.

Selected outcomes from FFY2017 Community Action Reporting, MN DHS.

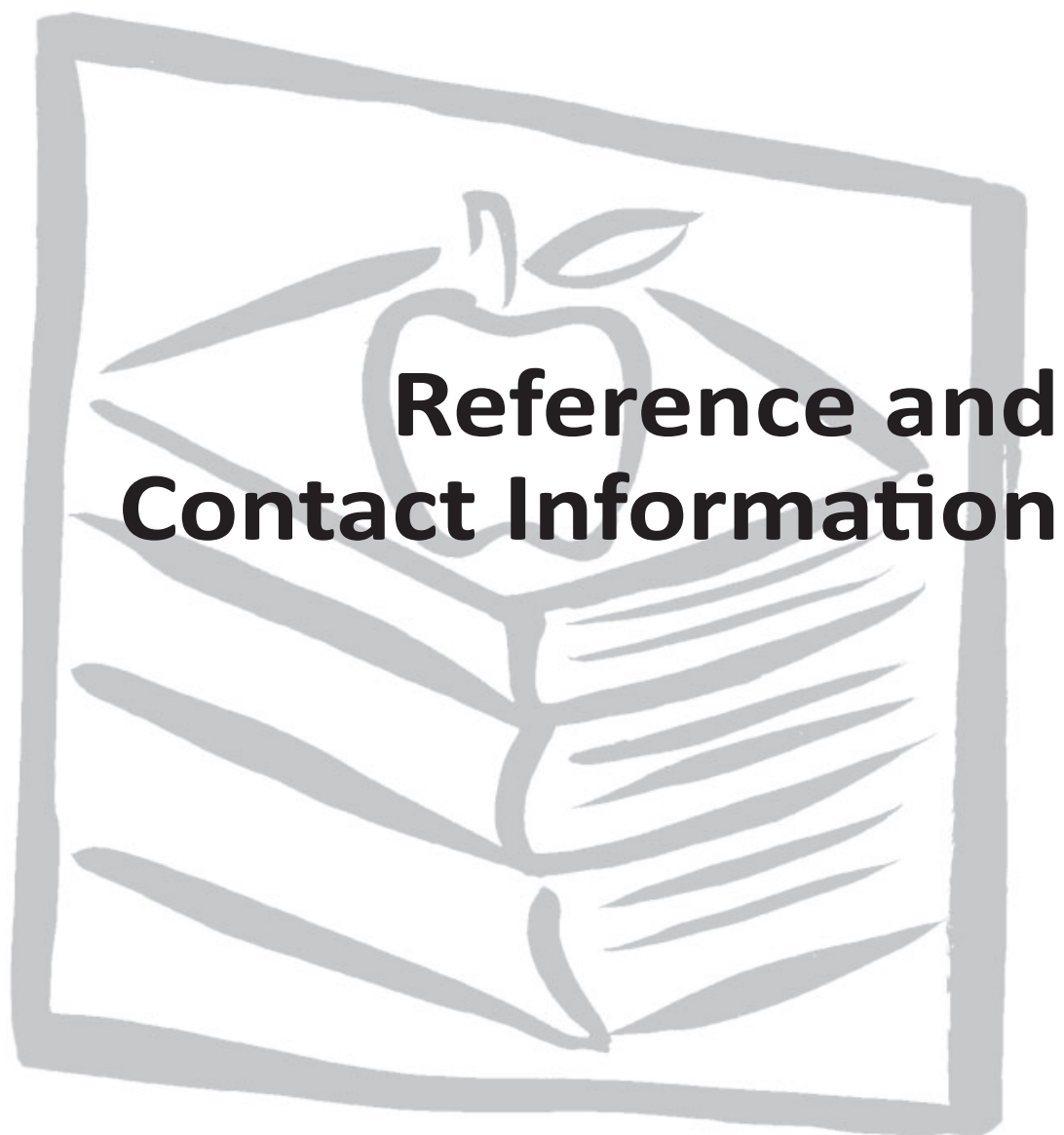


Helping People, Changing Lives

At WCCA, we have a long history of supporting early education children and their families. While rewarding in so many ways, parenting is difficult as new challenges develop at every age. Many parents do not have knowledge of child development milestones and advice is thrown at them from every direction. These stressful situations are amplified even more for low-income, at risk, and first time parents. Our Head Start program has supported parents by coordinating parent meetings and teaching parenting techniques as they are brought up. In the 2017-2018 school year, we were able to implement a seven week parenting class using the evidence based “Parenting Now!” curriculum.

This curriculum’s clinical studies boast significant improvements in long term outcomes in areas like perceived stress, family functioning and psychological well-being of the parents involved. Trisha, a mother of four children in the Head Start and Early Head Start programs wrote a letter to the other parents in the program encouraging them to attend and to share how the Parent Connect classes helped her navigate the difficult role of being a parent. “I didn’t necessarily want to go to be ‘taught how to be a parent’. That didn’t sound appealing to me... I’m still in awe with how wrong I was! ... It’s impossible to know certain things exist if you’ve never seen it before. The instructors understand the love we have for our children and they don’t make anyone feel like there’s a right or wrong way to parent. I don’t think there should ever be a limit to what any parent can learn about their kiddos.”

WCCA Aging Services Dispatcher received this touching letter from a client who used the newly launched volunteer-based assisted transportation program. Dear Cindy, I am 83 years old and live by myself, having been a widow for 26 years. Driving and caring for my car has become stressful for me. I don’t feel comfortable getting out on the road any longer. Recently I arranged for rides to the senior dining site in Maple Lake. I do this three times a month. It also gives me a change to socialize with others and I really enjoy that too. I truly appreciate this service. Thank you very much!



Commonly Used Acronyms

ABE	Adult Basic Education	HYA	Homeless Youth Act (formerly known as Runaway and Homeless Youth)
ADA	Americans with Disabilities Act	ICAP	Indian Community Action Program
AMC	Association of Minnesota Counties	IDA	Individual Development Account
CAA	Community Action Agency	ISN	Integrated Service Network
CAC	Community Action Council	LIHEAP	Low-Income Home Energy Assistance Program
CAP	Community Action Program	MA	Medical Assistance
CAMIS	Community Action Management Information System	MAPA	Minnesota Alliance for Progressive Action
CCA	Child Care Aware (previously known as Child Care Resource & Referral)	MCADS	Minnesota Community Action Data System
CDC	Community Development Council	MDE	Minnesota Department of Education
CDF	Children's Defense Fund	MFIP	Minnesota Family Investment Program
CIP	Conservation Improvement Program	MHFA	Minnesota Housing Finance Agency
CISN	Community Integrated Services Network	MHSA	Minnesota Head Start Association
COLA	Cost of Living Adjustment	MinnCAP	Minnesota Community Action Partnership
CSBG	Community Services Block Grant	MNAEYC	Minnesota Association for the Education of Young Children
CWF	Community Worker's Fund	MWAG	Minnesota Weatherization Advisory Group
DHS	MN Department of Human Services	NCAF	National Community Action Foundation
DOE	U.S. Department of Energy	OCD	Office of Child Development
DOF	MN Department of Finance	OEO	Office of Economic Opportunity
DOL	U.S. Department of Labor	OHD	Office of Human Development
DOT	MN Department of Transportation	OMB	Office of Management and Budget
EACA	Energy Assistance Coordinators Association	PAC	Political Action Committee
EAP	Energy Assistance Program	PC	Policy Council
ECFE	Early Childhood & Family Education	PUC	Public Utilities Commission
FAIM	Family Assets for Independence in Minnesota	S.F.	Senate File
FFY	Federal Fiscal Year	SFY	State Fiscal Year
FHA	Farmers Home Administration	SOB	State Office Building
FHA	Federal Housing Authority	SNAP	Supplemental Nutrition Assistance Program
FICA	Federal Insurance Contribution Act (Social Security)	SR	Senate Register
FSC	Family Service Center	SSI S	Supplemental Security Income
FY	Fiscal Year	T&TA	Training and Technical Assistance
GA	General Assistance	TEFAP	Temporary Emergency Food Assistance Program
H.F.	House File	USDA	United States Department of Agriculture
H.R.	House Register	VISTA	Volunteers in Service to America
HH	Household	WAP	Weatherization Assistance Program
HHS	Health & Human Services	WIC	Women, Infants and Children Program
HRA	Housing and Redevelopment Authority	WIOA	Workforce Innovation and Opportunity Act
HUD	U.S. Department of Housing and Urban Development	WX	Weatherization

Minnesota Community Action Partnership

MCIT Building
100 Empire Drive, Suite 202
Saint Paul, MN 55103

Arnie Anderson, Executive Director
Phone: (651) 236-8574
Email: arnieanderson@minncap.org

Phone: (651) 645-7425

Leah Pauletti, Director of Operations
Phone: (651) 236-8577
Email: leahpauletti@minncap.org

Fax: (651) 645-7399

Website: www.minncap.org

Office of Economic Opportunity Minnesota Department of Human Services

All email user names end with: @state.mn.us

Mailing Address:	Francie Mathes	Director	(651) 431-3814	francie.mathes
	Barb Alt	Contracts Coordinator	(651) 431-3884	barb.alt
	PO Box 64962	Food Programs	(651) 431-3825	sarah.aughenbaugh
St. Paul MN 55164-0962	Kadra Bade	Contracts & Budgets	(651) 431-3818	kadra.bade
	Tom Balsley	Homeless Programs	(651) 431-3823	tom.balsley
	Dina Chou	Homeless Programs	(651) 431-3824	dina.chou
Site Address:	Amy Doyle	SNAP Education	(651) 431-4939	amy.doyle
	444 Lafayette Road N	Community Action	(651) 431-3135	andrew.grewell
	St. Paul MN 55155	Fiscal/Cash Requests	(651) 431-3820	mary.kuehn
Phone Numbers:	Carrie Lindquist	Food Programs	(651) 431-5589	carrie.lindquist
	Toll Free: (877) 396-6383	Homeless Programs	(651) 431-3835	kelly.looby
	Main: (651) 431-3808	SNAP Education	(651) 431-3819	jessica.rochester
Website:	Courteney Roessler	Food Programs/TEFAP	(651) 431-6309	courteney.roessler
	www.dhs.state.mn.us	Homeless Programs	(651) 431-6327	andrea.simonett
	Andrea Simonett	Community Action	(651) 431-5593	marcel.urman
	Marcel Urman	SNAP Outreach	(651) 431-3816	di.vang
	Di Vang	Homeless Programs	(651) 431-3854	katelyn.warburton
	Katelyn Warburton	Homeless Programs	(651) 431-3815	isaac.wengerd
	Isaac Wengerd	Community Action	(651) 431-2084	rebecca.wochnick
	Becky Wochnick			

Minnesota Community Action Partners

Contact Information

Hunger Solutions Minnesota

Colleen Moriarty, Executive Director
555 Park Street, Suite 420
St. Paul, MN 55103
Phone: (651) 486-9860
Fax: (651) 486-9866
Email: cmoriarty@hungersolutions.org
Website: www.hungersolutions.org

Minnesota Coalition for the Homeless

Senta Leff, Executive Director
2233 University Avenue West, Suite 434
Saint Paul, MN 55114
Phone: (651) 645-7332
Fax: (651) 645-7560
Email: senta@mnhomelesscoalition.org
Website: www.mnhomelesscoalition.org

Minnesota Department of Commerce

Division of Energy Resources
85 7th Place East, Suite 500
St. Paul, MN 55101
Phone: (651) 296-5175
Email: general.commerce@state.mn.us
Website: <http://mn.gov/commerce/>

Minnesota Department of Education

Early Learning Services
1500 Highway 36 West
Roseville, MN 55113
Phone: (651) 582-8200
Email: mde.els@state.mn.us
Website: <http://education.state.mn.us>

Minnesota Head Start Association

Gayle Kelly, Executive Director
804 Valley Drive
Duluth, MN 55804
Phone: (218) 728-1091
Fax: (218) 728-0083
Email: info@mnheadstart.org
Website: www.mnheadstart.org

Minnesota Indian Affairs Council

St. Paul Office
161 St. Anthony Street
Suite 919,
St. Paul, MN 55103
Phone: (651) 296-0041
Fax: (651) 296-0309
Website: www.indianaffairs.state.mn.us

University of Minnesota Extension

Extension Center for Family Development
University of Minnesota Extension
490A Coffey Hall
1420 Eckles Avenue
Saint Paul, MN 55108
Phone: (612) 626-3971
Website: www.extension.umn.edu

National Community Action Partners and Associations Contact Information

Office of Community Services
Administration for Children & Families
U.S. Department of Health & Human Services

Seth Hassett, Director
Division of State Assistance

370 L'Enfant Promenade SW
Washington, DC 20447
Website: www.acf.hhs.gov/programs/ocs

The National Association for State Community Services Programs (NASCSP)

Jenae Bjelland, Executive Director

111 K Street, NE Suite 300
Washington, DC 20002
Phone: (202) 624-5866
Fax: (202) 624-8472
Website: www.nascsp.org

Community Action Partnership (CAP)

Denise Harlow, President & CEO

1140 Connecticut Avenue NW
Suite 1210
Washington, DC 20036
Phone: (202) 265-7546
Fax: (202) 265-5048
Website: www.communityactionpartnership.com

National Community Action Foundation (NCAF)

David Bradley, Executive Director

1 Massachusetts Avenue
Suite 310
Washington, DC 20001
Phone: (202) 842-2092
Fax: (202) 842-2095
Email: info@ncaf.org
Website: www.ncaf.org

CAPLAW

**Community Action Program Legal
Services, Inc.**

Eleanor Evans
Executive Director and General Counsel

178 Tremont Street, 10th Floor
Boston, MA 02111
Phone: (617) 357-6915
Email: caplawinfo@caplaw.org
Website: www.caplaw.org

Minnesota Head Start Programs

County	Provider	Contact Information
Aitkin	Lakes and Pines Community Action Council, Inc.	(320) 679-1800
Anoka	Anoka County Community Action Program, Inc.	(763) 783-4308
Becker	Mahube Community Council, Inc.	(218) 847-1385
	White Earth Reservation Tribal Council	(218) 983-3285
Beltrami	Bi-County Community Action Program, Inc.	(218) 751-4631
	Red Lake Band of Chippewa Indians	(218) 679-3396
	Leech Lake Reservation Tribal Council	(218) 335-8200
Benton	Reach-Up, Inc.	(320) 253-8110
Big Stone	Prairie Five Community Action Council, Inc.	(320) 598-3118
Blue Earth	Minnesota Valley Action Council, Inc.	(507) 345-0449
Bois Forte Reservation	Bois Forte Reservation Tribal Council	(218) 757-3265
Brown	Minnesota Valley Action Council, Inc.	(507) 345-0449
Carlton	Lakes and Pines Community Action Council, Inc.	(218) 879-0943
	Fond du Lac Reservation Business Committee	(320) 679-1800
Carver	Scott-Carver-Dakota CAP Agency	(651) 322-3515
Cass	Bi-County Community Action Program, Inc.	(218) 751-4631
	Leech Lake Reservation Tribal Council	(218) 335-8200
Chippewa	Prairie Five Community Action Council, Inc.	(320) 598-3118
Chisago	Lakes and Pines Community Action Council, Inc.	(320) 679-1800
Clay	Lakes & Prairies Head Start	(218) 299-7017
	Lakes & Prairies Community Action Partnership, Inc.	
Clearwater	Inter-County Community Council, Inc.	(218) 796-5144
	White Earth Reservation Tribal Council	(218) 983-3285
Cook	Arrowhead Economic Opportunity Agency, Inc.	(218) 749-2912
	Grand Portage Reservation Tribal Council	(218) 475-2239
Cottonwood	United Community Action Partnership	(507) 537-1416
Crow Wing	Tri County Community Action Partnership (TCCAP)	(320) 632-3691
Dakota	Scott-Carver-Dakota CAP Agency	(651) 322-3515
Dodge	SEMCAC	(507) 864-7741
Douglas	West Central Minnesota Communities Action, Inc.	(218) 685-6177
Faribault	Minnesota Valley Action Council, Inc.	(507) 345-0449
Fillmore	SEMCAC	(507) 864-7741
Fond du Lac Reservation	Fond du Lac Reservation Business Committee	(218) 879-0943
Freeborn	Child Care Resource and Referral, Inc.	(507) 287-2020
Goodhue	Three Rivers Community Action, Inc.	(507) 732-7391
Grand Portage Reservation	Grand Portage Reservation Tribal Council	(218) 475-2239

Grant	West Central Minnesota Communities Action, Inc.	(218) 685-6177
Hennepin (All but western border)	Parents In Community Action, Inc.	(612) 377-7422
Hennepin (Area bordering Wright Co.)	Wright County Community Action, Inc.	(320) 963-6500
Houston	SEMCAC	(507) 864-7741
Hubbard	Mahube Community Council, Inc.	(218) 847-1385
Isanti	Lakes and Pines Community Action Council, Inc.	(320) 679-1800
Itasca	KOOTASCA Community Action, Inc.	(218) 327-6735
	Leech Lake Reservation Tribal Council	(218) 335-8200
Jackson	United Community Action Partnership	(507) 537-1416
Kanabec	Lakes and Pines Community Action Council, Inc.	(320) 679-1800
Kandiyohi	United Community Action Partnership	(320) 235-0850
Kittson	Northwest Community Action, Inc.	(218) 528-3227
Koochiching	KOOTASCA Community Action, Inc.	(218) 327-6735
	Bois Forte Reservation Tribal Council	(218) 757-3265
Lac qui Parle	Prairie Five Community Action Council, Inc.	(320) 598-3118
Lake	Arrowhead Economic Opportunity Agency, Inc.	(218) 749-2912
Lake of the Woods	Northwest Community Action, Inc.	(218) 528-3227
Le Sueur	Minnesota Valley Action Council, Inc.	(507) 345-0449
Leech Lake Reservation	Leech Lake Reservation Tribal Council	(218) 335-8200
Lincoln	United Community Action Partnership	(507) 537-1416
Lyon	United Community Action Partnership	(507) 537-1416
Mahnomen	Mahube Community Council, Inc.	(218) 847-1385
	White Earth Reservation Tribal Council	(218) 983-3285
Marshall (West)	Tri-Valley Opportunity Council, Inc.	(218) 281-5832
Marshall (East)	Northwest Community Action, Inc.	(218) 528-3227
Martin	Minnesota Valley Action Council, Inc.	(507) 345-0449
McLeod	United Community Action Partnership	(320) 235-0850
Meeker	United Community Action Partnership	(320) 235-0850
Mille Lacs	Lakes and Pines Community Action Council, Inc.	(320) 679-1800 Ext 138
Mille Lacs Reservation	Mille Lacs Tribal Government Center	(320) 532-7508
Morrison	Tri County Community Action Partnership (TCCAP)	(320) 632-3691
Mower	SEMCAC	(507) 864-7741
Murray	Southwestern Minnesota Opportunity Council, Inc.	(507) 376-4195
Nicollet	Minnesota Valley Action Council, Inc.	(507) 345-0449
Nobles	Southwestern Minnesota Opportunity Council, Inc.	(507) 376-4195
Norman	Tri-Valley Opportunity Council, Inc.	(218) 281-5832
Olmsted	Child Care Resource and Referral, Inc.	(507) 287-2020
Otter Tail	West Central MN Communities Action	(218) 685-6177

Pennington	Inter-County Community Council, Inc.	(218) 796-5144
	Red Lake Band of Chippewa Indians	(218) 679-3396
Pine	Lakes and Pines Community Action Council, Inc.	(320) 679-1800
Pipestone	Southwestern Minnesota Opportunity Council, Inc.	(507) 376-4195
Polk (East)	Inter-County Community Council, Inc.	(218) 796-5144
Polk (West)	Tri-Valley Opportunity Council, Inc.	(218) 281-5832
Pope	West Central Minnesota Communities Action, Inc.	(218) 685-6177
Ramsey	Community Action Partnership of Ramsey & Washington Counties	(651) 603-5977
Red Lake	Inter-County Community Council, Inc.	(218) 796-5144
Red Lake Reservation	Red Lake Band of Chippewa Indians	(218) 679-3396
Redwood	United Community Action Partnership	(507) 537-1416
Renville	United Community Action Partnership	(320) 235-0850
Rice	Three Rivers Community Action, Inc.	(507) 732-7391
Rock	Southwestern Minnesota Opportunity Council, Inc.	(507) 376-4195
Roseau	Northwest Community Action, Inc.	(218) 528-3227
Scott	Scott-Carver-Dakota CAP Agency	(651) 322-3515
Sherburne	Reach-Up, Inc.	(320) 253-8110
Sibley	Minnesota Valley Action Council, Inc.	(507) 345-0449
St. Louis	Duluth Head Start (City of Duluth Only)	(218) 336-8815
St. Louis	Arrowhead Economic Opportunity Agency, Inc.	(218) 749-2912
	Fond du Lac Reservation Business Committee	(218) 879-0943
	Bois Forte Reservation Tribal Council	(218) 757-3265
Stearns	Reach-Up, Inc.	(320) 253-8110
Steele	SEMCAC	(507) 864-7741
Stevens	West Central Minnesota Communities Action, Inc.	(218) 685-6177
Swift	Prairie Five Community Action Council, Inc.	(320) 598-3118
Todd	Tri County Community Action Partnership (TCCAP)	(320) 632-3691
Traverse	West Central Minnesota Communities Action, Inc.	(218) 685-6177
Wabasha	Three Rivers Community Action, Inc.	(507) 732-7391
Wadena	West Central MN Communities Action	(218) 685-6177
Waseca	Minnesota Valley Action Council, Inc.	(507) 345-0449
Washington	Anoka County Community Action Program, Inc.	(763) 783-4308
Watonwan	Minnesota Valley Action Council, Inc.	(507) 345-0449
White Earth Reservation	White Earth Reservation Tribal Council	(218) 983-3285
Wilkin	Lakes & Prairies Head Start	(218) 299-7017
	Lakes & Prairies Community Action partnership, Inc.	
Winona	SEMCAC	(507) 864-7741
Wright	Wright County Community Action, Inc.	(320) 963-6500
Yellow Medicine	Prairie Five Community Action Council, Inc.	(320) 598-3118

Minnesota Energy Assistance Programs

County	Provider	Contact Information
Aitkin	Lakes and Pines Community Action Council	(800) 832-6082
Anoka	Anoka County Community Action Program	(763) 783-4712
Becker	Mahube-Otwa Community Action Partnership, Inc.	(888) 458-1385
Beltrami	Bi-County Community Action Program	(800) 332-7161
Benton	Tri-County Action Programs	(888) 765-5597
Big Stone	Prairie Five Community Action Council	(320) 269-6578
Blue Earth	Minnesota Valley Action Council	(800) 767-7139 ext. 2433
Bois Forte Reservation	Bois Forte Band of Chippewa	(218) 757-3261 ext. 197
Brown	Minnesota Valley Action Council	(800) 767-7139 ext. 2433
Carlton	Lakes & Pines Community Action Council	(800) 832-6082
Carver	Scott-Carver-Dakota Community Action	(651) 322-3500
Cass	Bi-County Community Action Program	(800) 332-7135
Chippewa	Prairie Five Community Action Council	(800) 292-5437
Chisago	Lakes and Pines Community Action Council	(800) 832-6082
Clay	West Central Community Action	(800) 492-4805
Clearwater	Clearwater County Dept. of Human Services	(800) 245-6064
Cook	Arrowhead Economic Opportunity Agency	(800) 662-5711
Cottonwood	United Community Action Partnership	(800) 658-2448
Crow Wing	Lutheran Social Services of MN	(800) 829-5902
Dakota	Scott-Carver-Dakota Community Action	(651) 322-3500
Dodge	Semcac	(800) 944-3281
Douglas	West Central MN Community Action	(800) 492-4805
Faribault	Minnesota Valley Action Council	(800) 767-7139 ext. 2433
Fillmore	Semcac	(800) 944-3281
Fond du Lac Reservation	Fond du Lac Reservation	(800) 365-1613
Freeborn	Semcac	(800) 944-3281
Goodhue	Three Rivers Community Action	(800) 277-8418
Grand Portage Reservation	Arrowhead Economic Opportunity	(800) 662-5711
Grant	West Central MN Community Action	(800) 492-4805
Hennepin (Minneapolis & Suburban)	Community Action Partnership of Suburban Hennepin County	(952) 930-3541
Houston	Semcac	(800) 944-3281

Hubbard	Mahube-Otwa Community Action Partnership, Inc.	(888) 458-1385
Isanti	Lakes and Pines Community Action Council	(800) 832-6082
Itasca	Kootasca Community Action, Inc	(877) 687-1163
Jackson	United Community Action Partnership	(800) 658-2448
Kanabec	Lakes & Pines Community Action Council	(800) 832-6082
Kandiyohi	United Community Action Partnership	(800) 992-1710
Kittson	Northwest Community Action	(800) 568-5329
Koochiching	Kootasca Community Action, Inc	(877) 687-1163
Lac Qui Parle	Prairie Five Community Action Council	(800) 292-5437
Lake	Arrowhead Economic Opportunity Agency	(800) 662-5711
Lake of the Woods	Northwest Community Action	(800) 568-5329
Leech Lake Reservation	Leech Lake Band of Ojibwe	(866) 864-8668
LeSueur	Minnesota Valley Action Council	(800) 767-7139 ext. 2433
Lincoln	United Community Action Partnership	(800) 658-2448
Lower Sioux Indian Reservation	United Community Action Partnership	(800) 658-2448
Lyon	United Community Action Partnership	(800) 658-2448
Mahnomen	Mahube-Otwa Community Action Partnership, Inc.	(888) 458-1385
Marshall (East)	Northwest Community Action	(800) 568-5329
Marshall (West)	Tri-Valley Opportunity Council	(866) 264-3729
Martin	Minnesota Valley Action Council	(800) 767-7139 ext. 2433
McLeod	United Community Action Partnership	(800) 992-1710
Meeker	United Community Action Partnership	(800) 992-1710
Mille Lacs Reservation	Lakes and Pines Community Action Council	(800) 832-6082
Morrison	Tri-County Action Programs	(888) 765-5597
Mower	Semcac	(800) 944-3281
Murray	Southwestern MN Opportunity Council	(800) 658-2444
Nicollet	Minnesota Valley Action Council	(800) 767-7139 ext. 2433
Nobles	Southwestern MN Opportunity Council	(800) 658-2444
Norman	Tri-Valley Opportunity Council	(866) 264-3729
Olmsted	Three Rivers Community Action	(800) 277-8418
Otter Tail	Mahube-Otwa Community Action Partnership, Inc.	(888) 458-1385
Pennington	Inter-County Community Council	(888) 778-4008 ext. 4
Pine	Lakes & Pines Community Action Council	(800) 832-6082
Pipestone	Southwestern MN Opportunity Council	(800) 658-2444

Polk (East)	Inter-County Community Council	(888) 778-4008 ext. 4
Polk (West)	Tri-Valley Opportunity Council	(866) 264-3729
Pope	West Central MN Community Action	(800) 492-4805
Ramsey	Community Action Partnership of Ramsey and Washington Counties	(651) 645-6470
Red Lake Reservation	Inter-County Community Council	(888) 778-4008 ext. 4
Redwood	United Community Action Partnership	(800) 658-2448
Renville	Renville County Energy Assistance	(800) 363-2533
Rice	Three Rivers Community Action	(800) 277-8418
Rock	Southwestern MN Opportunity Council	(800) 658-2444
Roseau	Northwest Community Action	(800) 568-5329
Scott	Scott-Carver-Dakota Community Action	(651) 322-3500
Sherburne	Tri-County Action Programs	(888) 765-5597
Sibley	Minnesota Valley Action Council	(800) 767-7139 ext. 2433
St. Louis (City of Duluth)	Arrowhead Economic Opportunity Agency	(218) 623-3011
St. Louis (Excluding City of Duluth)	Arrowhead Economic Opportunity Agency	(800) 662-5711
Stearns	Tri-County Action Programs	(888) 765-5597
Steele	Semcac	(800) 944-3281
Stevens	West Central MN Community Action	(800) 492-4805
Swift	Prairie Five Community Action Council	(800) 292-5437
Todd	Todd County Social Services	(320) 732-4516
Traverse	West Central MN Community Action	(800) 492-4805
Upper Sioux Reservation	Prairie Five Community Action Council	(800) 292-5437
Wabasha	Three Rivers Community Action	(800) 277-8418
Wadena	Mahube-Otwa Community Action Partnership, Inc.	(888) 458-1385
Waseca	Minnesota Valley Action Council	(800) 767-7139 ext. 2433
Washington	Community Action Partnership of Ramsey and Washington Counties	(651) 645-6470
Watsonwan	Minnesota Valley Action Council	(800) 767-7139 ext. 2433
White Earth Reservation	White Earth Reservation	(866) 885-7656
Wilkin	West Central MN Community Action	(800) 492-4805
Winona	Semcac	(800) 944-3281
Wright	Wright County Community Action	(320) 963-6500 (Clients can call collect)
Yellow Medicine	Prairie Five Community Action Council	(800) 292-5437

Minnesota Weatherization Programs

County	Provider	Contact Information
Aitkin	Lakes and Pines Community Action Council	(800) 832-6082
Anoka	Community Action Partnership of Ramsey and Washington Counties	(651) 482-8260
Becker	Mahube-Otwa Community Action Partnership, Inc.	(888) 458-1385
Beltrami	Bi-County Community Action Program	(800) 332-7161
Benton	Tri-County Action Programs	(888) 765-5597
Big Stone	Prairie Five Community Action Council	(320) 269-6578
Blue Earth	Minnesota Valley Action Council	(800) 767-7139 ext. 2433
Bois Forte Reservation	Arrowhead Economic Opportunity Agency	(800) 662-5711
Brown	Minnesota Valley Action Council	(800) 767-7139 ext. 2433
Carlton	Lakes & Pines Community Action Council	(800) 832-6082
Carver	Dakota County Community Development Agency	(651) 675-4400
Cass	Bi-County Community Action Program	(800) 332-7135
Chippewa	Prairie Five Community Action Council	(800) 292-5437
Chisago	Lakes and Pines Community Action Council	(800) 832-6082
Clay	West Central Community Action	(800) 492-4805
Clearwater	Inter-County Community Council	(888) 778-4008
Cook	Arrowhead Economic Opportunity Agency	(800) 662-5711
Cottonwood	United Community Action Partnership	(800) 658-2448
Crow Wing	Tri-County Community Action	(320) 632-3691
Dakota	Dakota County Community Development Agency	(651) 675-4400
Dodge	Semcac	(800) 944-3207
Douglas	West Central MN Community Action	(800) 492-4805
Faribault	Minnesota Valley Action Council	(800) 767-7139 ext. 2433
Fillmore	Semcac	(800) 944-3207
Fond du Lac Reservation	Fond du Lac Reservation	(800) 365-1613
Freeborn	Semcac	(800) 944-3207
Goodhue	Three Rivers Community Action	(800) 277-8418
Grand Portage Reservation	Arrowhead Economic Opportunity	(800) 662-5711
Grant	West Central MN Community Action	(800) 492-4805
Hennepin	Sustainable Resources Center	(612) 872-3294
Houston	Semcac	(800) 944-3207

Hubbard	Mahube-Otwa Community Action Partnership, Inc.	(888) 458-1385
Isanti	Lakes and Pines Community Action Council	(800) 832-6082
Itasca	KOOTASCA Community Action, Inc	(877) 687-0197
Jackson	United Community Action Partnership	(800) 658-2448
Kanabec	Lakes & Pines Community Action Council	(800) 832-6082
Kandiyohi	United Community Action Partnership	(800) 992-1710
Kittson	Northwest Community Action	(800) 568-5329
Koochiching	Kootasca Community Action, Inc	(877) 687-1163
Lac Qui Parle	Prairie Five Community Action Council	(800) 292-5437
Lake	Arrowhead Economic Opportunity Agency	(800) 662-5711
Lake of the Woods	Northwest Community Action	(800) 568-5329
Leech Lake Reservation	Leech Lake Band of Ojibwe	(866) 864-8668
LeSueur	Minnesota Valley Action Council	(800) 767-7139 ext. 2433
Lincoln	United Community Action Partnership	(800) 658-2448
Lower Sioux Indian Reservation	United Community Action Partnership	(800) 658-2448
Lyon	United Community Action Partnership	(800) 658-2448
Mahnomen	Mahube-Otwa Community Action Partnership, Inc.	(888) 458-1385
Marshall	Northwest Community Action	(800) 568-5329
Martin	Minnesota Valley Action Council	(800) 767-7139 ext. 2433
McLeod	United Community Action Partnership	(800) 992-1710
Meeker	United Community Action Partnership	(800) 992-1710
Mille Lacs Reservation	Lakes and Pines Community Action Council	(800) 832-6082
Morrison	Tri-County Community Action	(320) 632-3691
Mower	Semcac	(800) 944-3207
Murray	Southwestern MN Opportunity Council	(800) 658-2444
Nicollet	Minnesota Valley Action Council	(800) 767-7139 ext. 2433
Nobles	Southwestern MN Opportunity Council	(800) 658-2444
Norman	West Central Community Action	(800) 492-4805
Olmsted	Semcac	(800) 944-3207
Otter Tail	Mahube-Otwa Community Action Partnership, Inc.	(888) 458-1385
Pennington	Inter-County Community Council	(888) 778-4008 ext. 4
Pine	Lakes & Pines Community Action Council	(800) 832-6082
Pipestone	Southwestern MN Opportunity Council	(800) 658-2444

Polk (East)	Inter-County Community Council	(888) 778-4008 ext. 4
Polk (West)	Mahube-Otwa Community Action Partnership, Inc.	(888) 458-1385
Pope	West Central MN Community Action	(800) 492-4805
Ramsey	Community Action Partnership of Ramsey and Washington Counties	(651) 482-8260
Red Lake Reservation	Inter-County Community Council	(888) 778-4008 ext. 4
Redwood	United Community Action Partnership	(800) 658-2448
Renville	United Community Action Partnership	(800) 992-1710
Rice	Three Rivers Community Action	(800) 277-8418
Rock	Southwestern MN Opportunity Council	(800) 658-2444
Roseau	Northwest Community Action	(800) 568-5329
St. Louis (Excluding City of Duluth)	Arrowhead Economic Opportunity Agency	(800) 662-5711
St. Louis (City of Duluth)	Arrowhead Economic Opportunity Agency	(218) 623-3011
Scott	Dakota County Community Development Agency	(651) 675-4400
Sherburne	Tri-County Action Programs	(888) 765-5597
Sibley	Minnesota Valley Action Council	(800) 767-7139 ext. 2433
Stearns	Tri-County Action Programs	(888) 765-5597
Steele	Semcac	(800) 944-3207
Stevens	West Central MN Community Action	(800) 492-4805
Swift	Prairie Five Community Action Council	(800) 292-5437
Todd	Tri-County Community Action	(320) 632-3691
Traverse	West Central MN Community Action	(800) 492-4805
Upper Sioux Reservation	Prairie Five Community Action Council	(800) 292-5437
Wabasha	Three Rivers Community Action	(800) 277-8418
Wadena	Mahube-Otwa Community Action Partnership, Inc.	(888) 458-1385
Waseca	Minnesota Valley Action Council	(800) 767-7139 ext. 2433
Washington	Community Action Partnership of Ramsey and Washington Counties	(651) 482-8260
Watsonwan	Minnesota Valley Action Council	(800) 767-7139 ext. 2433
White Earth Reservation	White Earth Reservation	(866) 885-7656
Wilkin	West Central MN Community Action	(800) 492-4805
Winona	Semcac	(800) 944-3207
Wright	Wright County Community Action	(320) 963-6500 (Clients can call collect)
Yellow Medicine	Prairie Five Community Action Council	800-292-5437

Minnesota Economic Opportunity Act

MINNESOTA STATUTE

256E.30 FINANCIAL ASSISTANCE FOR COMMUNITY ACTION AGENCIES.

Subdivision 1. Authorization. The commissioner of human services may provide financial assistance for community action agencies, Indian reservations, and migrant and seasonal farmworker organizations to carry out community action programs as described in section 256E.32 in accordance with the Omnibus Reconciliation Act of 1981, Public Law 97-35, as amended in 1984, Public Law 98-558, state law, and federal law and regulation.

Subd. 2. Allocation of money. (a) State money appropriated and community service block grant money allotted to the state and all money transferred to the community service block grant from other block grants shall be allocated annually to community action agencies and Indian reservation governments under paragraphs (b) and (c), and to migrant and seasonal farmworker organizations under paragraph (d).

(b) The available annual money will provide base funding to all community action agencies and the Indian reservations. Base funding amounts per agency are as follows: for agencies with low income populations up to 1,999, \$25,000; 2,000 to 23,999, \$50,000; and 24,000 or more, \$100,000.

(c) All remaining money of the annual money available after the base funding has been determined must be allocated to each agency and reservation in proportion to the size of the poverty level population in the agency's service area compared to the size of the poverty level population in the state.

(d) Allocation of money to migrant and seasonal farmworker organizations must not exceed three percent of the total annual money available. Base funding allocations must be made for all community action agencies and Indian reservations that received money under this subdivision, in fiscal year 1984, and for community action agencies designated under this section with a service area population of 35,000 or greater.

Subd. 2a. Merger. In the case of a merger between community action agencies, the newly created agency receives a base funding amount equal to the sum of the merged agencies' base funding amounts at the point of the merger as described in subdivision 2, paragraph (b), unless the commissioner determines the funding amount should be less than the sum of the merged agencies' base funding amount due to savings resulting from fewer redundancies and duplicative services.

Subd. 3. Reports. Each community action agency receiving funds under this section shall report annually to the commissioner concerning the use of the funds.

Subd. 4. Definition. For the purposes of sections 256E.30 to 256E.32, "poverty level population" means the number of people whose household income is at or below the poverty line established by the United States Office of Management and Budget in accordance with the most recent state population figures established by the United States Department of Commerce, Bureau of the Census.

History: 1981 c 367 s 2; 1982 c 571 s 1-3; 1983 c 339 s 6; 1985 c 282 s 1,2; 1Sp1985 c 14 art 9 s 75; 1994 c 483 s 1; 1Sp1995 c 3 art 16 s 13; 1Sp1998 c 1 art 1 s 1,2; 2003 c 130 s 12; 2005 c 98 art 1 s 24; 2008 c 361 art 3 s 11; 2014 c 291 art 11 s 7; 1Sp2017 c 6 art 7 s 26; 2018 c 182 art 1 s 58

256E.31 COMMUNITY ACTION AGENCIES.

Subdivision 1. In general. A community action agency is a political subdivision of the state, a combination of political subdivisions, a public agency, or a private nonprofit agency which has the authority under its applicable charter or laws to receive funds under section 256E.30 to support community action programs as described in section 256E.32 and which was designated as an eligible entity under the Community Services Block Grant Act, Public Law 97-35, section 673(1), 95 Stat. 357, 512 (1981), as amended by, Act of October 30, 1984, Public Law 98-558, section 202, 98 Stat. 2878, 2884 (1984). For purposes of this subdivision, "eligible entity" also means any community action agency which qualified under all federal and state regulations applicable during the period from 1981 to September 30, 1984.

Subd. 2. Designation and recognition. To obtain recognition by the governor a community action agency must

be designated by a political subdivision having jurisdiction over the entire area to be served by the agency. To designate a community action agency, the political subdivision must hold a public hearing, pass a resolution to designate, and file a “notice of intent to designate” and eligibility documents with the state office of economic opportunity for final review and authorization for a new community action agency.

Subd. 3. Administering board. Each community action agency shall administer its community action programs through a community action board consisting of 15 to 51 members.

(a) One-third of the members of the board shall be elected public officials, currently holding office, or their representatives.

(b) At least one-third of the members shall be persons chosen in accordance with democratic selection procedures adequate to assure that they are representative of the poor in the area served.

(c) The other members shall be officials or members of business, industry, labor, religious, welfare, education, or other major groups and interests in the community. Each member of the board selected to represent a specific geographic area within a community must reside in the area represented.

(d) The public community action agency shall have an administering board which meets the requirements of this subdivision.

(e) The statewide migrant seasonal farmworker organization known as the Minnesota Migrant Council and Indian reservations carrying out community action programs are exempt from the board composition requirements of this subdivision.

Subd. 4. Delegation of powers. If a community action agency places responsibility for major policy determinations with respect to the character, funding, extent, and administration of and budgeting for programs to be carried on in a particular geographic area within the community in a subsidiary board, council, or similar agency, that board, council, or agency shall be broadly representative of the area.

Subd. 5. Local participation. Each community action agency shall consult neighborhood based organizations composed of residents of the area or members of the groups served to assist the agency in the planning, conduct, and evaluation of components of the community action program.

Subd. 6. Functions; powers. A community action agency shall:

(a) Plan systematically for an effective community action program; develop information as to the problems and causes of poverty in the community; determine how much and how effectively assistance is being provided to deal with those problems and causes; and establish priorities among projects, activities and areas as needed for the best and most efficient use of resources;

(b) Encourage agencies engaged in activities related to the community action program to plan for, secure, and administer assistance available under section 256E.30 or from other sources on a common or cooperative basis; provide planning or technical assistance to those agencies; and generally, in cooperation with community agencies and officials, undertake actions to improve existing efforts to reduce poverty, such as improving day-to-day communications, closing service gaps, focusing resources on the most needy, and providing additional opportunities to low-income individuals for regular employment or participation in the programs or activities for which those community agencies and officials are responsible;

(c) Initiate and sponsor projects responsive to needs of the poor which are not otherwise being met, with particular emphasis on providing central or common services that can be drawn upon by a variety of related programs, developing new approaches or new types of services that can be incorporated into other programs, and filling gaps pending the expansion or modification of those programs;

(d) Establish effective procedures by which the poor and area residents concerned will be enabled to influence the character of programs affecting their interests, provide for their regular participation in the implementation of those programs, and provide technical and other support needed to enable the poor and neighborhood groups to secure on their own behalf available assistance from public and private sources;

(e) Join with and encourage business, labor and other private groups and organizations to undertake, together with public officials and agencies, activities in support of the community action program which will result in the additional use of private resources and capabilities, with a view to developing new employment opportunities, stimulating investment that will have a measurable impact on reducing poverty among residents of areas of concentrated poverty, and providing methods by which residents of those areas can work with private groups, firms, and institutions in seeking solutions to problems of common concern.

Community action agencies, migrant and seasonal farmworker organizations, and the Indian reservations, may enter into cooperative purchasing agreements and self-insurance programs with local units of government. Nothing in this section expands or limits the current private or public nature of a local community action agency.

(f) Adopt policies that require the agencies to refer area residents and community action program constituents to education programs that increase literacy, improve parenting skills, and address the needs of children from families in poverty. These programs include, but are not limited to, early childhood family education programs, adult basic education programs, and other lifelong learning opportunities. The agencies and agency programs, including Head Start, shall collaborate with child care and other early childhood education programs to ensure smooth transitions to work for parents.

Subd. 7. Agencies as local providers. Agencies defined by this section shall be considered among local providers of outreach services and activities for all antipoverty efforts.

Subd. 8. Categorical funds. Federal antipoverty categorical funds consolidated into block grants to the state of Minnesota shall be designated by the state for antipoverty purposes.

History: 1981 c 367 s 3; 1982 c 571 s 4-8; 1985 c 282 s 3; 1986 c 411 s 1,2; 1987 c 403 art 2 s 133; 1994c 632 art 4 s 65; 1Sp1995 c 3 art 16 s 13; 1997 c 162 art 2 s 25; 1Sp1998 c 1 art 1 s 3; 2005 c 98 art 1 s 24

256E.32 COMMUNITY ACTION PROGRAMS.

Subdivision 1. In general. A community action program is a community based and operated program which:

(1) includes or is designed to include a sufficient number of projects or components to provide, in sum, a range of services and activities having a measurable and potentially major impact on causes of poverty in the community or those areas of the community where poverty is a particularly acute problem;

(2) has been developed, and which organizes and combines its component projects and activities, in a manner appropriate to carry out all the purposes of sections 256E.30 to 256E.32; and

(3) conforms to any other supplementary criteria as the governor may prescribe consistent with the purposes and provisions of sections 256E.30 to 256E.32.

Subd. 2. Components. The components of a community action program shall be designed to assist participants, including homeless individuals and families, migrant and seasonal farmworkers, and the elderly poor to achieve increased self-sufficiency and greater participation in the affairs of the community by providing services and programs not sufficiently provided in the community by any governmental unit, any public institution, or any other publicly funded agency or corporation. Community action agencies, governmental units, public institutions or other publicly funded agencies or corporations shall consult on whether or not a program or service is sufficiently provided in the community.

Subd. 3. Administration. Components of a community action program may be administered by the community action agency when consistent with sound and efficient management and applicable law, or by other agencies. They may be projects eligible for assistance under section 256E.30, or projects assisted from other public or private sources; and they may be either specially designed to meet local needs, or designed pursuant to the eligibility standards of a state or federal program providing assistance to a particular kind of activity which will help in meeting those needs.

Subd. 4. Data classification. Data collected on individuals from which the identity of any individual receiving services may be determined are private data on individuals as defined in section 13.02.

History: 1981 c 367 s 4; 1982 c 571 s 9; 1Sp1995 c 3 art 16 s 13; 1Sp1998 c 1 art 1 s 4; 2000 c 468s 21; 2005 c 98 art 1 s 24

Minnesota Community Action Programs State Rule

CHAPTER 9571

DEPARTMENT OF HUMAN SERVICES COMMUNITY ACTION PROGRAMS

9571.0010 PURPOSE.

9571.0020 DEFINITIONS.

9571.0030 DESIGNATION OF COMMUNITY ACTION AGENCIES.

9571.0040 RECOGNITION OF COMMUNITY ACTION AGENCIES.

9571.0050 CESSATION AND CHANGE OF DESIGNATION.

9571.0060 TERMINATION FOR CAUSE.

9571.0070 ALLOCATION OF FUNDS.

9571.0080 DUE DATES FOR MONTHLY, PERIODIC, AND FINAL REPORTS.

9571.0090 WITHHOLDING OF CASH DISBURSEMENTS.

9571.0100 PROGRAM GUIDELINES AND ELIGIBLE ACTIVITIES.

9571.0110 PARTICIPATION BY LOW-INCOME PERSONS.

9571.0120 LOCAL PLANNING PROCESS.

9571.0130 EVALUATION PROCESS.

9571.0140 ADMINISTRATION OF GRANTS.

9571.0150 GRANT APPLICATIONS.

9571.0160 SUBGRANTEES.

9571.0170 RECORD KEEPING.

9571.0180 MONITORING.

9571.0010 PURPOSE.

This chapter establishes procedures to recognize and fund community action programs. Entities eligible to receive, recognize, and operate community action programs include community action agencies, Indian tribal governments, and migrant and seasonal farmworker organizations.

Statutory Authority: MS s 256.01; 268.0122; 268.021
History: 16 SR 2319; 33 SR 1300
Posted: February 6, 2009

9571.0020 DEFINITIONS.

Subpart 1. Scope. The terms used in this chapter have the meanings given them in this part.

Subp. 2. Act. “Act” means Minnesota Statutes, sections 256E.30 to 256E.32.

Subp. 3. Applicant. “Applicant” means a community action agency, an Indian tribal government, or a migrant and seasonal farmworker organization, which applies for a grant under the act from the department to fund a community action program.

Subp. 4. Cessation. “Cessation” means a voluntary end to the performance of all community action program services by a community action agency in a service area as provided for in part 9571.0050 and the removal of the agency’s designation for the entire area that does not create the right of appeal.

Subp. 5. Commissioner. “Commissioner” means the commissioner of the Minnesota Department of Human Services.

Subp. 6. Community. “Community” means the people to be served by the community action agency, Indian tribal government, or migrant and seasonal farmworker organization in its service area.

Subp. 7. Community action agency. “Community action agency” means an entity that:

A. has the authority to receive funds under Minnesota Statutes, section 256E.30, to support community action programs as described in Minnesota Statutes, section 256E.32;

B. has previously been determined eligible under federal law and regulations or is eligible under federal law and regulations; and C. has previously been designated and recognized or is designated as provided under part 9571.0030 and recognized as provided under part 9571.0040.

Subp. 8. Community action program. “Community action program” means activities consistent with Minnesota Statutes, section 256E.32.

Subp. 9. Community services block grant. “Community services block grant” means federal funds authorized by United States Code, title 42, chapter 106, sections 9901-9926, and disbursed to grantees by the formula in the act.

Subp. 10. Denial. “Denial” means the department’s rejection of a proposed application for grant funds due

to the applicant's failure to meet the requirements of part 9571.0150, subpart 5.

Subp. 11. Department. "Department" means the Minnesota Department of Human Services.

Subp. 12. Designation. "Designation" means selection of an entity as a service area's exclusive community action agency by a governing body after a public hearing has been held.

Subp. 13. Designee. "Designee" means an entity nominated by a governing body to become a community action agency.

Subp. 14. Governing body. "Governing body" means the elected governmental authority of a political subdivision, as defined in subpart 19, which has the power to designate a community action agency.

Subp. 15. Grant. "Grant" means an allocation of Minnesota community action grant or community services block grant funds or both to an applicant in support of a community action program described in the application, approved by the department, and embodied in a grant contract.

Subp. 15a. Grant contract. "Grant contract" means a written instrument that defines the legal relationship between the department and a grantee when the principal purpose of the relationship is to transfer Minnesota community action grant funds or community services block grant funds or both to the grantee to support a community action program. The grant contract must contain the following contract clauses:

- A. how often the grantee must submit client and fiscal performance reports and financial status reports;
- B. audit requirements as specified by state and federal law;
- C. that any alteration to the grant contract and its attachments must be made in writing and executed by the same parties who executed the original grant contract, or their successors in office; and
- D. how long records must be kept by the grantee according to state and federal law.

Subp. 16. Grantee. "Grantee" means a community action agency, an Indian tribal government, or a migrant and seasonal farmworker organization, whose application to receive Minnesota community action grant money or community service block grant money, or both, has been approved by the department.

Subp. 17. Local unit of government. "Local unit

of government" means counties, Indian tribal governments, cities, and townships.

Subp. 18. Minnesota community action grant. "Minnesota community action grant" means state appropriated funds disbursed to grantees by the formula in the act.

Subp. 19. Political subdivision. "Political subdivision" means a local unit of government that has jurisdiction over the entire area served by a community action agency. Under no circumstances will the governmental unit be smaller than a county unless the service area of the community action agency coincides with the jurisdictional boundaries of the local unit of government.

Subp. 20. Recognition. "Recognition" means a process of:

- A. review by the department to assure compliance with applicable state and federal law and the designation procedures in part 9571.0040, subpart 1;
- B. referral to the governor of the department's request for recognition in part 9571.0040, subpart 3; and
- C. approval by the governor of the request for recognition.

Subp. 21. Service area. "Service area" means the geographic boundaries in which a community action agency is designated to operate.

Subp. 22. Subgrantee. "Subgrantee" means any entity that a grantee contracts to perform some or all of the community action program services authorized under a grant.

Subp. 23. Termination. "Termination" means the involuntary and permanent elimination of or reduction in available grant money to a grantee that gives rise to a grantee's right of appeal under part 9571.0060, subpart 5, and which may also coincide with the removal of a community action agency's designation or recognition.

Subp. 24. Withholding. "Withholding" means the department's reservation of funds available under a grant as provided in part 9571.0090 until corrective action by a grantee has successfully remedied a defect identified by the department.

Statutory Authority: MS s 256.01; 268.0122; 268.021
History: 16 SR 2319; L 1994 c 483 s 1; L 1998 c 397 art 11 s 3; L 2005 c 98 art 1 s 24; L 2005 c 112 art 2 s 41; 33 SR 1300
Posted: February 6, 2009

9571.0030 DESIGNATION OF COMMUNITY ACTION AGENCIES.

Subpart 1. Authority to designate. The designation of a community action agency must be made by the political subdivision or combination of political subdivisions having jurisdiction over the entire area to be served. A designation must be made by the governing body of a political subdivision whose boundaries are at least coextensive with the proposed service area. The power to designate may not be delegated.

Subp. 2. Notice and documents. Before a designee may be designated as a community action agency by a political subdivision, the governing body of the political subdivision having the requisite authority must prepare and file with the department a notice of intent to designate and eligibility documents applicable to the designee. The notice of intent to designate must state how the designee meets the requirements for an eligible entity established under the Community Services Block Grant Act. Eligibility documents are the following:

- A. evidence of designee's incorporation or proposed efforts toward incorporation, if applicable;
- B. evidence of tax exempt status or proposed efforts toward achieving tax exempt status, if applicable;
- C. assurance of compliance with the act, including requirements for the composition of the designee's existing or proposed board of directors;
- D. a statement that describes the proposed area to be served; and
- E. a proposed mission statement.

Subp. 3. Notice of public hearing. After the notice of intent to designate and the eligibility documents have been filed with the department, the governing body must hold a public hearing on the proposed designation. Notice of the hearing must be given according to items A to D.

- A. At least 30 calendar days before the hearing date, the governing body must send a copy of the notice of intent to designate and information on the date, time, location, and subject matter of the public hearing to all local units of government within the designee's intended service area. During the 30 days before the hearing, the affected local units of government will have an opportunity to respond in writing to the proposed designation. All comments received will be included in the official record of the hearing.

B. During the 30-day period and at least ten calendar days before the hearing, the governing body must also publish a notice of public hearing in a daily newspaper of general circulation at the county seat of each county in the designee's proposed service area. The published notice must describe the time, date, location, and subject matter of the public hearing.

C. The governing body must inform the department of the public hearing at least 30 calendar days before the hearing date.

D. Within the 30-day period and at least ten calendar days before the public hearing, the department must mail notice of the public hearing to all low-income households identified in the proposed service area. This mailed notice must contain the date, time, location, and subject matter of the public hearing. Identified low-income households are those specified on the previous community action agency's list or lists of clients.

Subp. 4. Public hearing. A public hearing must be held 30 calendar days before designation may occur. If the area to be served by the designee includes more than one county, a public hearing in conformity with this part must be held in each county to be served.

Subp. 5. Hearing procedure. The governing body will appoint a presiding officer to conduct the public hearing. The governing body, however, may not appoint one of its current members as the presiding officer. The presiding officer will not have a vested interest in the outcome of the proposed designation and will ensure that all persons involved in the hearing are treated fairly and impartially. At the public hearing, the representative of the designee and a representative of the governing body will make an affirmative presentation of facts establishing the designee's qualifications, expertise, and experience in providing community action program services to low-income people. Furthermore, the designee's representative will describe the mission of the community action program, the focus and direction of proposed services, and the goals for outreach to and participation by low-income people. The designee may rely upon facts presented by others on the record during the hearing to support its proposed designation. At the hearing, any interested person will be given the opportunity to present testimony and to ask questions of the designee's representative and of the governing body's representative. Furthermore, any interested party may submit written comments or exhibits.

Subp. 6. Official record. An official record of the hearing consisting of an electronic recording and minutes of the proceedings must be kept. The official record must also include all testimony, written comments, and exhibits received pertaining to the proposed designation. The hearing record must remain open to receive written comments and exhibits for 20 calendar days following the date of hearing.

Subp. 7. Official resolution. Once the official record of the public hearing is received and 30 calendar days have passed from the date of the hearing, the governing body may act to designate the designee as a community action agency. The governing body must pass a resolution designating the designee as a community action agency if after review of the official record the governing body finds that:

- A. the opinion of the community was fairly and impartially expressed;
- B. the opinion of low-income people in particular was actively encouraged, representatively sampled, and fairly expressed during the whole process;
- C. the designee established the qualifications, expertise, and experience necessary to be an effective community action agency; and
- D. the designee's proposed mission, services, and goals were supported by testimony and written comments received as a result of the public hearing process.

Subp. 8. Review by department. Before provisional recognition may occur in part 9571.0040, subpart 1, the governing body must have submitted to the department for review copies of the following documents:

- A. eligibility documents required in subpart 2;
- B. official resolution of the governing body designating the designee;
- C. notices of public hearing and a list of all publications and dates of publication of notices of hearing;
- D. list of all local units of government sent copies of the notice of intent to designate and the notice of public hearing, including any responses received;
- E. affidavit of service of the notice of public hearing upon low-income households identified in the service area; and
- F. official record of the hearing.

Subp. 9. Costs. Costs attributable to the designation

process, including costs associated with public hearings other than contested case hearings, are the responsibility of the governing body.

Statutory Authority: MS s 256.01; 268.0122; 268.021
History: 16 SR 2319; 33 SR 1300

Posted: February 6, 2009

9571.0040 RECOGNITION OF COMMUNITY ACTION AGENCIES.

Subpart 1. Provisional recognition. The department will provisionally recognize a designation if the department establishes compliance with applicable state law, federal law, all the designation requirements of part 9571.0030, and, where applicable, with the change of designation requirements of part 9571.0050. Provisional recognition may occur within 60 calendar days of the department's receipt of the documents required in part 9571.0030, subpart 8, an approved transition plan, where applicable, as specified in part 9571.0050, subpart 4, and the most current copies of the following:

- A. articles of incorporation and bylaws;
- B. Internal Revenue Service certificate of 501(c)(3) tax exempt status and Minnesota Department of Revenue certificate of tax exempt status where applicable to nonprofit community action agencies; and
- C. list of board of directors, including their addresses and telephone numbers, that indicates officers and committee memberships, and the sector each director represents. If the department finds noncompliance it must inform both the governing body and the designee within the 60-day period and, if possible, offer remedies for achieving compliance.

Subp. 2. Governor's recognition. After the requirements in subpart 1 have been met and the department has provisionally recognized a designation, the department will request recognition by the governor.

Subp. 3. Maintenance of recognition records. To maintain recognition, a community action agency must maintain the following records and make current copies available to the department as requested:

- A. articles of incorporation with any amendments and bylaws with any amendments;
- B. Internal Revenue Service certificate of 501(c)(3) tax exempt status and Minnesota Department of Revenue certificate of tax exempt status where applicable to nonprofit community action agencies;

C. list of board of directors, including their addresses and telephone numbers, that indicates officers and committee memberships, tenure on the board, and the sector each director represents as required by the act;

D. board minutes of the past year and latest annual corporate report;

E. organizational chart, personnel policies, data privacy policies, affirmative action plan, voter registration plan, and client service appeals policy; and

F. the planning and evaluation processes described in parts 9571.0120 and 9571.0130.

Subp. 4. Merging of designated and recognized community action agencies. Two or more community action agencies previously designated by one or more governing bodies and recognized by the state may seek approval to merge their organizations. The boards of directors of the community action agencies seeking to merge must:

A. notify the department of their intent to merge;

B. submit to the department a transition plan for the composition of the board of directors, the leadership and staffing of the merged agency, and the uninterrupted continuation of services; and

C. provide documentation showing that the board of directors of each community action agency involved in the proposed merger supports the merger.

Subp. 5. Review and approval of merger transition plan. The department has 60 days from the date of receipt of the transition plan to either approve or disapprove the plan. The department may request additional information and meetings with the boards of directors or their representatives and with the leadership of the agencies. The department will consider the proximity of the service areas and the priorities listed in part 9571.0050, subpart 2, when it reviews proposed merger plans. If the transition plan is not approved, the department must provide written comments and the options for remedy of the department's concerns. The boards of directors may submit a subsequent transition plan consistent with the department's comments.

Statutory Authority: MS s 256.01; 268.0122; 268.021
History: 16 SR 2319; 33 SR 1300
Posted: February 6, 2009

9571.0050 CESSATION AND CHANGE OF DESIGNATION.

Subpart 1. Circumstances for cessation. A governing body may change its designation of a community action agency to serve the area under its jurisdiction after a request to cease all community action program operation in the entire area has been received from the designated community action agency.

Subp. 2. Priority among possible designees. A governing body may choose a designee under this part, in descending order of priority, by:

A. requesting an existing community action agency that is located and is providing services in a contiguous area to expand its program operations into the service area;

B. requesting an existing community action agency closest to the service area or an existing community action agency within reasonable proximity to the service area to expand its program operations into the service area, if no existing community action agency in a contiguous area agrees to expand its operations; and

C. nominating any entity eligible or potentially eligible to be designated under federal law and regulations and to be recognized under part 9571.0040, when no community action agency accepts the request to operate in the service area.

Subp. 3. Procedure. The governing body must follow the procedure in part 9571.0030 in order to change designation and must also prepare a transition plan for continuation of community action program services. The governing body must submit the transition plan to the department simultaneously with the notice of intent to designate. In addition to the notice requirements in part 9571.0030, subpart 3, the governing body must also serve copies of the notice of intent to designate and the notice of public hearing upon any existing community action agency concurrently operating in the same political subdivision and all subgrantees in the service area. Upon request, copies of the designee's eligibility documents and the transition plan must be made available by the governing body to any interested party.

Subp. 4. Additional review by department. In addition to the review requirements in part 9571.0030, subpart 8, the department must also review the transition plan for service delivery in the interim before the governor's recognition as provided in part 9571.0040, subpart 2. The department has 30 calendar days from the date of receipt of the transition plan to either

approve or disapprove of the plan. If the transition plan is not approved, the governing body may not proceed to designate a community action agency under the procedure of part 9571.0030. Without an approved transition plan in operation, the department will not forward to the governor a request for recognition as provided in part 9571.0040. If the transition plan is not approved, the governing body may submit a subsequent transition plan consistent with the department's comments. Along with the transition plan, the department must also receive evidence of service of additional notice on interested parties as required in subpart 3.

Statutory Authority: MS s 256.01; 268.0122; 268.021
History: 16 SR 2319; 33 SR 1300
Posted: February 6, 2009

9571.0060 TERMINATION FOR CAUSE.

Subpart 1. Cause. A community action agency's funding, as well as its designation or recognition, will be terminated for cause. An Indian tribal government's or a migrant seasonal farmworker organization's funding will be terminated for cause. There may be multiple causes which apply. Termination for cause includes the following:

A. actions threatening imminent danger to health or safety of members of the community;

B. failure to involve low-income people in planning, oversight, and evaluation of programs and services;

C. violation of the terms of the grant contract by the grantee including:

(1) failure to maintain financial procedures, reports, and audits according to part 9571.0140, subparts 1 and 2;

(2) failure to maintain recognition according to part 9571.0040, subpart 3; and

(3) failure to follow the requirements of federal and state laws;

D. failure to remedy a defect after withholding or funding termination as provided in part 9571.0090, subparts 2 and 4; or

E. denial of an application as provided in part 9571.0150, subpart 5.

Subp. 2. Termination by governing body of community action agency designation. A governing body may terminate a community action agency's designation for cause under subpart 1, item A or B.

A. The governing body must follow the steps in ubitems (1) to (4):

(1) adopt termination as the official action;

(2) notify the department of its intent to terminate the community action agency's designation;

(3) serve notice of termination upon the community action agency to be terminated and provide a copy to the department. The notice of termination must:

(a) explain the cause for termination;

(b) describe how the community action agency's funding may be affected; and

(c) provide a description of the community action agency's appeal rights according to subpart 5; and

(4) prepare a transition plan for phasing out currently provided services and for substituting services in the interim until a successor community action agency is recognized. The transition plan must be provided to the department no later than the close of the contested case hearing on the appeal of the terminated community action agency or, if no hearing is held, filing with the department the notice of intent to designate a successor community action agency. The department must approve the plan as well as the interim community action agency providing community action program services.

B. The department will notify low-income households of the termination. Upon request from the department, the community action agency must provide its current list or lists of identified low-income households to the department. Identified low-income households are those specified on the community action agency's list or lists of clients.

C. If a community action agency's designation is terminated and the community action agency's appeal rights have also been exhausted, the department must terminate funding. Where the department intervenes as a party in a contested case concerning termination of designation, funding by the department may be immediately terminated.

Subp. 3. Termination by department of community action agency funding or recognition. The department may terminate for cause a community action agency's funding or recognition or both under subpart 1.

A. The department may terminate all or part of current or future funding for a community action agency. If the department terminates all future

funding, it must also terminate a community action agency's recognition. If the department terminates a community action agency's recognition it must also terminate funding.

B. If the department decides to terminate a community action agency's funding or recognition, it will serve notice of termination upon the community action agency to be terminated and provide a copy to the governing body. The notice of termination must:

- (1) explain the cause for termination;
- (2) describe how the funding may be affected; and
- (3) provide a description of the community action agency's appeal rights according to subpart 5.

C. The department will notify identified low-income households of the termination. Upon request from the department, the community action agency must provide its current list or lists of identified low-income households to the department. Identified low-income households are those specified on the community action agency's list or lists of clients.

Subp. 4. Termination by department of Indian tribal government or migrant and seasonal farmworker organization funding. The department may terminate for cause an Indian tribal government's or migrant and seasonal farmworker organization's funding under subpart 1. The department may terminate all or part of current or future funding for an Indian tribal government or migrant and seasonal farmworker organization.

A. If the department decides to terminate an Indian tribal government's or migrant and seasonal farmworker organization's funding, it will serve notice of termination upon the Indian tribal government or migrant and seasonal farmworker organization to be terminated and provide a copy to the tribal council or the migrant and seasonal farmworker organization's board of directors. The notice of termination must:

- (1) explain the cause of termination;
- (2) describe how the funding may be affected; and
- (3) provide a description of the Indian tribal government's or migrant and seasonal farmworker organization's appeal rights according to subpart 5.

B. The department will notify identified low-income households of the termination. Upon request from the department, the Indian tribal government or migrant and seasonal farmworker organization must provide its current list or lists of identified low-income households to the department. Identified low-income households are those specified on the Indian tribal government's or migrant and seasonal farmworker organization's list or lists of clients.

Subp. 5. Appeal procedure. If, after receipt of the notice of termination, a grantee is aggrieved, the grantee may request a contested case hearing from the department within 30 calendar days of the receipt of the notice. If the grantee's request for a contested case hearing is not received by the department during the 30-day period the grantee loses its right of appeal under this subpart. The hearing will be initiated and conducted according to parts 1400.8505 to 1400.8612 unless the grantee objects within ten business days. If the grantee objects, the hearing will be conducted according to parts 1400.5010 to 1400.8401. The request for a contested case hearing before an administrative law judge must be in writing. As provided for in part 1400.6200 or 1400.8570, the department will have the right to intervene as a party in a contested case hearing on termination of designation by a governing body.

Subp. 6. Federal appeal rights. Federal appeal rights may also exist for an aggrieved grantee under the Community Services Block Grant Act, United States Code, title 42, chapter 106, section 9915, subsection (b).

Subp. 7. Successor. If a community action agency's designation or recognition is terminated, the governing body will follow the priority guidelines in part 9571.0050, subpart 2, and the procedure in part 9571.0030 to designate a successor.

Subp. 8. Costs. Only costs directly attributable to the contested case hearing process in subpart 5 are the responsibility of the department.

Statutory Authority: MS s 256.01; 268.0122; 268.021
History: 16 SR 2319; 33 SR 1300
Posted: February 6, 2009

9571.0070 ALLOCATION OF FUNDS.

Subpart 1. Formula. The department will allocate funds under the act according to the formula in Minnesota Statutes, section 256E.30, subdivision 2.

Subp. 2. Poverty level population. For purposes of the formula in subpart 1, the poverty level population will be based on Department of Commerce, Bureau of the Census, statistics, as revised.

Statutory Authority: MS s 256.01; 268.0122; 268.021
History: 16 SR 2319; L 1998 c 397 art 11 s 3; L 2005 c 98 art 1 s 24; 33 SR 1300
Posted: February 6, 2009

9571.0080 DUE DATES FOR MONTHLY, PERIODIC, AND FINAL REPORTS.

Monthly, periodic, and annual reports are due on the dates specified in the grant contract. If reports are delinquent, incomplete, or inaccurate, the department must proceed to withhold available funds from a grantee under part 9571.0090.

Statutory Authority: MS s 256.01; 268.0122; 268.021
History: 16 SR 2319; 33 SR 1300
Posted: February 6, 2009

9571.0090 WITHHOLDING OF CASH DISBURSEMENTS.

Subpart 1. Circumstances for withholding. The department will withhold cash disbursements available for drawdown under a grant, wherever appropriate, in lieu of termination under part 9571.0060 if a grantee is not:

- A. complying with the reporting requirements of the grant as required by its grant contract with the department;
- B. following its submitted and approved work plan or budget or both;
- C. fulfilling the terms of its grant contract; or
- D. maintaining recognition as provided in part 9571.0040, subpart 3.

Subp. 2. Notice, of withholding. Before withholding cash disbursements, the department will notify the grantee of its defective action or omission, inform the grantee of potential withholding and specify a reasonable date by which corrective action should occur. The specified date must be at least ten working days from the date of the grantee's receipt of the notice of withholding. If the defect is not remedied satisfactorily by the date specified in the notice, the department will begin to withhold available funds after that date. Upon remedying the defect, the department will reimburse the grantee for the time period between the date of the withholding in the notice to the date the defect was remedied if the grantee submits a cash request, with documentation, that clearly substantiates that expenses were used by the grantee to perform services according to the grant contract.

Subp. 3. Conversion option. During any time within 90 calendar days following the department's actual withholding of funds, the grantee may, at its option, convert the withholding to a termination under part 9571.0060, subpart 1, item C, with right to a contested case hearing. A grantee must request in writing both a conversion to termination and a contested case hearing. After receipt of a grantee's request for conversion to termination and a contested case hearing, the department must initiate a contested case hearing and the department must initiate contested case proceedings as provided in part 9571.0060, subpart 5. The department will also send the grantee a notice of termination and comply with the other procedural requirements of part 9571.0060, subpart 3 or 4.

Subp. 4. Notice and termination. If the grantee has not exercised its right of conversion during 90 days of withholding and if the defect has not been remedied during 90 days of withholding, the department will proceed under part 9571.0060, subpart 1, item D, to terminate the grantee's available funding for a period covering the total of:

- A. the time during which the funds have been withheld; and
- B. the time remaining before the grant expires. The department must first issue a final notice ten calendar days before proceeding to termination under part 9571.0060. If following a period of funding termination for failure to remedy a defect, the grantee has still not successfully remedied the identified defect, the department will deny subsequent applications by the grantee under part 9571.0150, subpart 5, item D, until corrective action has occurred.

Statutory Authority: MS s 256.01; 268.0122; 268.021
History: 16 SR 2319; 33 SR 1300
Posted: February 6, 2009

9571.0100 PROGRAM GUIDELINES AND ELIGIBLE ACTIVITIES.

Subpart 1. Program guidelines. Each community action program must:

- A. be of benefit to low-income persons;
- B. represent progress toward the elimination of poverty;
- C. utilize resources from other programs operating in the service area; and
- D. be of sufficient scope and size for maximum effectiveness and efficiency.

Subp. 2. Eligible grant activities. A variety of activities as determined by the local planning process may be included in a community action program funded by a grant. Eligible activities are those designed to help low-income persons to:

- A. secure and retain meaningful employment;
- B. attain an adequate education;
- C. obtain and maintain adequate housing and a suitable living environment;
- D. make better use of available income;
- E. obtain emergency assistance through loans or grants;
- F. meet immediate and urgent individual and family needs, including the need for health services, nutritious food, housing, and employment-related assistance;
- G. remove obstacles and solve problems which block the achievement of self-sufficiency;
- H. achieve greater participation in the affairs of the community; and I. make more effective use of other programs related to the purposes of the Community Services Block Grant Act.

Subp. 3. Federal prohibitions. Activities ineligible for funding with community services block grant money are those listed in the community services block grant state plan. A copy of the community services block grant state plan is available by request from the Department of Human Services, Office of Economic Opportunity, P.O. Box 64962, St. Paul, MN 55164-0962.

Statutory Authority: MS s 256.01; 268.0122; 268.021
History: 16 SR 2319; L 1994 c 483 s 1; L 2005 c 112 art 2 s 41; 33 SR 1300
Posted: February 6, 2009

9571.0110 PARTICIPATION BY LOW-INCOME PERSONS.

Grantees must ensure maximum feasible participation of low-income persons in the local planning process of part 9571.0120, the annual work plan of part 9571.0150, subpart 1, and the evaluation process of part 9571.0130. Each grantee must devise specific opportunities for involvement of low-income people in proposing, planning, approving, and evaluating the activities of community action programs.

Statutory Authority: MS s 256.01; 268.0122; 268.021
History: 16 SR 2319; 33 SR 1300
Posted: February 6, 2009

9571.0120 LOCAL PLANNING PROCESS.

Each grantee must develop and maintain a written plan for submission to the department as part of its grant application. The plan must include a description of how the local planning process will be implemented, how the grantees will publicize major planning activities to encourage community participation, and how the grantee will involve low-income persons in the planning process. Each work plan submitted as part of a grant application under part 9571.0150, subpart 1, must be consistent with, and complementary to, this local planning process. The local planning process of a grantee includes the following activities:

- A. develop a mission statement which defines the overall grantee's purposes and which represents the views and opinions of the grantee's board of directors or tribal council, low-income groups, and representatives of the community;
- B. identify and analyze community needs in order to respond to the poverty in the community and its causes;
- C. assess available resources from both the public and private sectors which are available to solve the causes of poverty;
- D. establish priorities and set goals for the program year;
- E. develop strategies, to implement the specified goals;
- F. identify programs to achieve the specified goals;
- G. select the program or combination of programs to be undertaken during a program year; and
- H. analyze evaluation and monitor information to influence the structure of future programming.

Statutory Authority: MS s 256.01; 268.0122; 268.021
History: 16 SR 2319; 33 SR 1300
Posted: February 6, 2009

9571.0130 EVALUATION PROCESS.

Each grantee must develop and maintain a written process for evaluating its own community action program using the results of the evaluation to influence the grantee's future planning. The grantee must involve low-income persons in the evaluation process. The written evaluation process must be approved by the grantee's board of directors or tribal council. The written evaluation process must be maintained and available to the department upon request in order to maintain community action agency recognition under part 9571.0040, subpart 3.

Statutory Authority: MS s 256.01; 268.0122; 268.021
History: 16 SR 2319; 33 SR 1300
Posted: February 6, 2009

9571.0140 ADMINISTRATION OF GRANTS.

Subpart 1. Grantee financial control system. Grantees must establish and use a financial control system that complies with federal and state reporting and fiscal procedures and the grant contract.

Subp. 2. Grantee audit. Each grantee must follow the audit requirements contained in the grant contract with the department.

Subp. 3. Alterations. A grantee must obtain prior written approval from the department before changing its work plan and budget as described in its grant contract.

Statutory Authority: MS s 256.01; 268.0122; 268.021
History: 16 SR 2319; 33 SR 1300
Posted: February 6, 2009

9571.0150 GRANT APPLICATIONS.

Subpart 1. Forms and documents. Forms necessary for completion of the application will accompany the guidelines mailed to all grantees. Assistance in completing the forms may be requested directly from the department at its central office. A grantee will submit to the department a work plan and budget on forms supplied by the department as part of the grant application process.

Subp. 2. Waiver of application deadline. Upon written request, the department may waive the application deadline and allow an applicant to submit its grant application after that date. A request for a waiver must be signed by the chair of the applicant's board of directors or chair of the tribal council and contain justification for a waiver. The request for a waiver must be received by the department on or before the original application deadline. The department will respond to the request in writing. The department will grant a waiver if the grantee has shown good cause for why the application deadline was not met. If the department has determined that the grantee has shown good cause for missing the application deadline, the department will establish another deadline for receipt of the application.

Subp. 3. Approval of application. The department will review all submitted applications. When the department approves an application for a grant, it will provide written notification of approval to the applicant. Requests for cash cannot be processed until an application has been approved. After applications

have been approved, the department and the applicant will enter into a grant contract.

Subp. 4. Late, incomplete, or noncomplying application. A previously funded grantee must submit an application within 45 calendar days of the application deadline or the waiver deadline established by the department, or the department will deny the application under subpart 5. If a submitted application remains incomplete or noncomplying for 30 calendar days after the department's request for a revision of the application, supplementary information, or other required documents or 45 calendar days from the application deadline or the waiver deadline, whichever period is greater, the department will deny the application under subpart 5.

Subp. 5. Denial of application. Before the department denies an application, it will, as soon as possible, provide written notification of the deficiency leading to a possible denial and, where appropriate, request a revision of the application, supplementary information, or other required documents. An application will be denied if any of the following occur:

A. application is submitted after the deadlines in subpart 4;

B. applicant submits an incomplete application;

C. applicant submits a noncomplying application where:

(1) applicant's annual work plan activities are:

(a) inconsistent with community action program activity as defined in the act and part 9571.0100;

(b) not demonstrative of participation by low income persons as required by part 9571.0110; or

(c) inconsistent with the local planning process in part 9571.0120;

(2) applicant cannot demonstrate adequate fiscal management capabilities as required in part 9571.0140; or

(3) applicant's budget does not support, or is inconsistent with, the work plan activities; or

D. applicant, after a period of funding termination, has not remedied a defect that first led to withholding under part 9571.0090, subpart 2. The department's denial of an application based on items A, B, and C is cause for termination of available funds for two years under part 9571.0060, subpart 1, item E. Depending on the circumstances,

the department's denial of an application based on item D is cause for termination of available funds for two years under part 9571.0060, subpart 1, item E.

Statutory Authority: MS s 256.01; 268.0122; 268.021

History: 16 SR 2319; 33 SR 1300

Posted: February 6, 2009

9571.0160 SUBGRANTEES.

All grantees will obtain written approval from the department before delegating any part of their service delivery to a subgrantee. Grantees must enter into contracts with subgrantees outlining which community action program services the subgrantees will provide. Subgrantees must meet the same reporting and fiscal requirements as grantees. Grantees are responsible for acts or omissions of their subgrantees.

Statutory Authority: MS s 268.0122; 268.021

History: 16 SR 2319; 33 SR 1300

Posted: February 6, 2009

9571.0170 RECORD KEEPING.

All records and books of account related to grants must be kept by the grantee for the time period specified in the grant contract.

Statutory Authority: MS s 256.01; 268.0122; 268.021

History: 16 SR 2319; 33 SR 1300

Posted: February 6, 2009

9571.0180 MONITORING.

The department will perform on-site monitoring activities to ensure that grantees are in compliance with parts 9571.0010 to 9571.0180, the act, and other federal and state requirements.

Statutory Authority: MS s 256.01; 268.0122; 268.021

History: 16 SR 2319; 33 SR 1300

Posted: February 6, 2009

