

# **STATE OF MINNESOTA**

## **Office of the State Auditor**



**Julie Blaha**  
**State Auditor**

---

**2018 Local Government  
Lobbying Services**

## **Description of the Office of the State Auditor**

The mission of the Office of the State Auditor is to oversee local government finances for Minnesota taxpayers by helping to ensure financial integrity and accountability in local governmental financial activities.

Through financial, compliance, and special audits, the State Auditor oversees and ensures that local government funds are used for the purposes intended by law and that local governments hold themselves to the highest standards of financial accountability.

The State Auditor performs approximately 100 financial and compliance audits per year and has oversight responsibilities for over 3,300 local units of government throughout the state. The office currently maintains five divisions:

**Audit Practice** - conducts financial and legal compliance audits of local governments;

**Government Information** - collects and analyzes financial information for cities, towns, counties, and special districts;

**Legal/Special Investigations** - provides legal analysis and counsel to the Office and responds to outside inquiries about Minnesota local government law; as well as investigates allegations of misfeasance, malfeasance, and nonfeasance in local government;

**Pension** - monitors investment, financial, and actuarial reporting for approximately 600 public pension funds; and

**Tax Increment Financing** - promotes compliance and accountability in local governments' use of tax increment financing through financial and compliance audits.

The State Auditor serves on the State Executive Council, State Board of Investment, Land Exchange Board, Public Employees Retirement Association Board, Minnesota Housing Finance Agency, and the Rural Finance Authority Board.

Office of the State Auditor  
525 Park Street, Suite 500  
Saint Paul, Minnesota 55103  
(651) 296-2551  
state.auditor@osa.state.mn.us  
www.auditor.state.mn.us

This document can be made available in alternative formats upon request. Call 651-296-2551 [voice] or 1-800-627-3529 [relay service] for assistance; or visit the Office of the State Auditor's web site: [www.auditor.state.mn.us](http://www.auditor.state.mn.us).

# 2018 Local Government Lobbying Services

For the Year Ended December 31, 2018



May 30, 2019

**Government Information Division  
Office of the State Auditor  
State of Minnesota**

**Deputy State Auditor**

Greg Hierlinger

**Staff**

Kathy Docter, *Director of Government Information Division*

John Jernberg, *Research Analysis Specialist*

Christy John, *Research Analyst Intermediate*

Mark Albarado, *Management Analyst 2*

Tiffany O'Neil, *Accounting Officer*

Erin St. Cyr, *Accounting Officer*

German Martinez, *Intern*

This page left blank intentionally

---

# TABLE OF CONTENTS

---

<b>Scope and Methodology.....</b>	<b>1</b>
<b>Executive Summary.....</b>	<b>3</b>
<b>Overview.....</b>	<b>5</b>
<b>Lobbying Services Expenditures by Local Governments.....</b>	<b>6</b>
<b>Staff and Contract Lobbyists.....</b>	<b>6</b>
<b>Reliance on Contract Lobbyists.....</b>	<b>7</b>
<b>Highest Expenditures on Staff and Contract Lobbyists.....</b>	<b>8</b>
<b>Trends in Expenditures for Staff and Contract Lobbyists.....</b>	<b>9</b>
<b>Lobbying Services Expenditures by Associations.....</b>	<b>10</b>
<b>Trends in Lobbying Services Expenditures Made by Associations.....</b>	<b>10</b>
<b>Association Lobbying by Type of Entity.....</b>	<b>11</b>
<b>Multiple Association Memberships.....</b>	<b>11</b>
<b>Associations With the Highest Expenditures on Lobbying Services.....</b>	<b>12</b>
<b>Compensation Paid to Firms or Staff for Lobbying Services.....</b>	<b>13</b>
<b>Data Tables - 2018 Local Government Lobbying Expenditures</b>	
<b>Table 4 - 2018 Local Government Lobbying Expenditures - Employee and Contract     Lobbyists.....</b>	<b>17</b>
<b>Table 5 - 2018 Lobbying Expenditures Paid With Association Dues - Listed by Entity.....</b>	<b>29</b>
<b>Table 6 - 2018 Lobbying Expenditures by Associations of Local Governments.....</b>	<b>391</b>
<b>Appendices</b>	
<b>Appendix A - Office of the State Auditor - 2018 Local Government Lobbying     Expenditures Reporting Form.....</b>	<b>395</b>
<b>Appendix B - Office of the State Auditor - 2018 Lobbying Cost Reporting Form     for Associations of Local Governments.....</b>	<b>401</b>

This page left blank intentionally

---

## Scope and Methodology

---

This report shows the expenditures by local governments and their associations for lobbyists and lobbying. The report is prepared in accordance with Minn. Stat. § 6.76, which states:

*(a) On or before January 31 of each year, all political subdivisions shall report to the state auditor, on forms prescribed by the auditor, their estimated expenditures paid for the previous calendar year to a lobbyist as defined in section 10A.01, subdivision 21, except payments to associations of political subdivisions that are reported under paragraph (b), and to any staff person not registered as a lobbyist, over 25 percent of whose time is spent during the legislative session on legislative matters.*

*(b) Associations of political subdivisions subject to this section shall report annually, on or before January 31, to the state auditor and the association's members the proportionate amount of each member's dues spent for lobbying purposes.*

*(c) For purposes of this section, "political subdivision" has the meaning given in section 6.465, but also includes a metropolitan or regional agency or a public corporation audited by the legislative auditor.*

The Office of the State Auditor has collected and published data on the lobbying services costs of local governments since 1989. This report summarizes expenditures on local government lobbying services during the calendar year 2018 and is intended to inform the public and policymakers of the amount spent by their local government on lobbying services.<sup>1</sup>

The reporting forms used to collect information on the expenditures by local governments and their associations for lobbyists and lobbying are presented as appendices in this report starting on page 395. The list of local government associations was developed by reviewing all associations that were registered with the Campaign Finance and Public Disclosure Board. While the Office of the State Auditor attempted to identify all associations of local governments and provide them forms to fulfill their reporting requirement, it is the responsibility of the associations to comply with the reporting requirement. The expenditures on lobbying services are the amounts self-reported by local governments and local government associations.

---

<sup>1</sup>This report only details local government lobbying expenditures used to influence legislative, administrative, or official actions by Minnesota officials. This report does not detail local government lobbying expenditures at the federal level.

This page left blank intentionally



---

## Executive Summary

---

- Local governments spent a total of \$8,714,331 on lobbying activities in 2018. This represents a decrease of \$53,856, or 0.6 percent, from the amount spent on lobbying services in 2017. Of the \$8.7 million spent on lobbying in 2018, \$4.6 million was attributable to local governments using their own staff or hired contact lobbyists, while \$4.1 was attributable to the lobbying activities of associations of local governments (pgs. 5, 6, and 10).
- In 2018, 113 local governments (12 more than in 2017) reported that they directly employed staff or hired contract lobbyists. These local governments spent a total of \$4,565,354 on staff and contract lobbyists.<sup>2</sup> This was \$105,702, or 2 percent, more than in 2017 (pg. 6).
- Eleven of the 113 local governments that directly employed lobbying staff and/or hired contract lobbyists reported over \$100,000 in lobbying services expenditures, for a total of \$1,974,523. These 11 local governments accounted for 43 percent of the total amount paid to staff and contract lobbyists in 2018 (pg. 8).
- From 2014 to 2018, total expenditures on staff and contract lobbyists grew 7 percent. The amount spent by those using only contract lobbyist grew 27 percent; the amount spent on those using only employees remained flat; and, the amount spent by those using both contract and employee lobbyist decreased 21 percent (pg. 9).
- Local governments paid dues of \$12,493,014 in 2018 to local government associations that also represented their interests before legislative, administrative, or other governmental bodies.<sup>3</sup> These associations spent \$4,148,977 on lobbyists and lobbying in 2018, a decrease of 4 percent from 2017 (pg. 10).
- Among the 25 local government associations that lobbied the Legislature on behalf of their local government members, 13 associations reported expenditures on lobbying/lobbyists in excess of \$100,000 in 2018. These 13 firms or lobbyist accounted for \$3,421,551, or 39 percent of total lobbying expenditures. (pg. 13).

---

<sup>2</sup>These expenditures do not include dues and membership fees paid to local government associations.

<sup>3</sup>The local government associations identified in this report do not include various professional associations that lobby on behalf of specific professional occupations within local governments. For example, Education Minnesota is registered with the Campaign Finance and Public Disclosure Board. However, because the association does not directly represent school districts or school district management personnel, its lobbying expenditures are not included in this report.

This page left blank intentionally

---

## Overview

---

The operation and funding of local governments can be greatly affected by decisions made by the State Legislature. Therefore, it is understandable that those affected by these decisions would want to have representation during the legislative process. This report documents the level of expenditures made by local governments and their associations to perform this function.

According to reports filed with the Office of the State Auditor, local governments spent a total of \$8,714,331 on lobbying activities in 2018. This represents a decrease of \$53,856, or 0.6 percent, from the amount spent on lobbying services in 2017. Expenditures on lobbying services often are less in non-budget years which have shorter legislative sessions. The 2018 Regular Session lasted 90 days compared to 140 days for the 2017 Regular Legislative Session.

*Expenditures on local government lobbying decreased 0.6 percent between 2017 and 2018.*

In 2018, 113 local governments (12 more than in 2017) reported that they directly employed staff or hired contract lobbyists. These local governments spent a total of \$4,565,354 on staff and contract lobbyists.<sup>4</sup> This was \$105,702, or 2 percent, more than in 2017. Staff and contract lobbyists are paid to provide information to policymakers to influence legislative, administrative, or official actions regarding local governments in Minnesota.

In addition to the \$4.6 million paid directly to staff and contract lobbyists, local governments paid dues of \$12,493,014 in 2018 to local government associations that also represented their interests before legislative, administrative, or other governmental bodies.<sup>5</sup> These associations spent \$4,148,977 on lobbyists and lobbying in 2018, a decrease of 4 percent from 2017. Of the \$4.1 million spent on lobbyists and lobbying by these associations, \$3,479,243 was funded exclusively through dues. This represents a decrease of 5 percent from the \$3,647,690 in association dues that were spent on lobbying activities in 2017.

---

<sup>4</sup>These expenditures do not include dues and membership fees paid to local government associations.

<sup>5</sup>The local government associations identified in this report do not include various professional associations that lobby on behalf of specific professional occupations within local governments. For example, Education Minnesota is registered with the Campaign Finance and Public Disclosure Board. However, because the association does not directly represent school districts or school district management personnel, its lobbying expenditures are not included in this report.

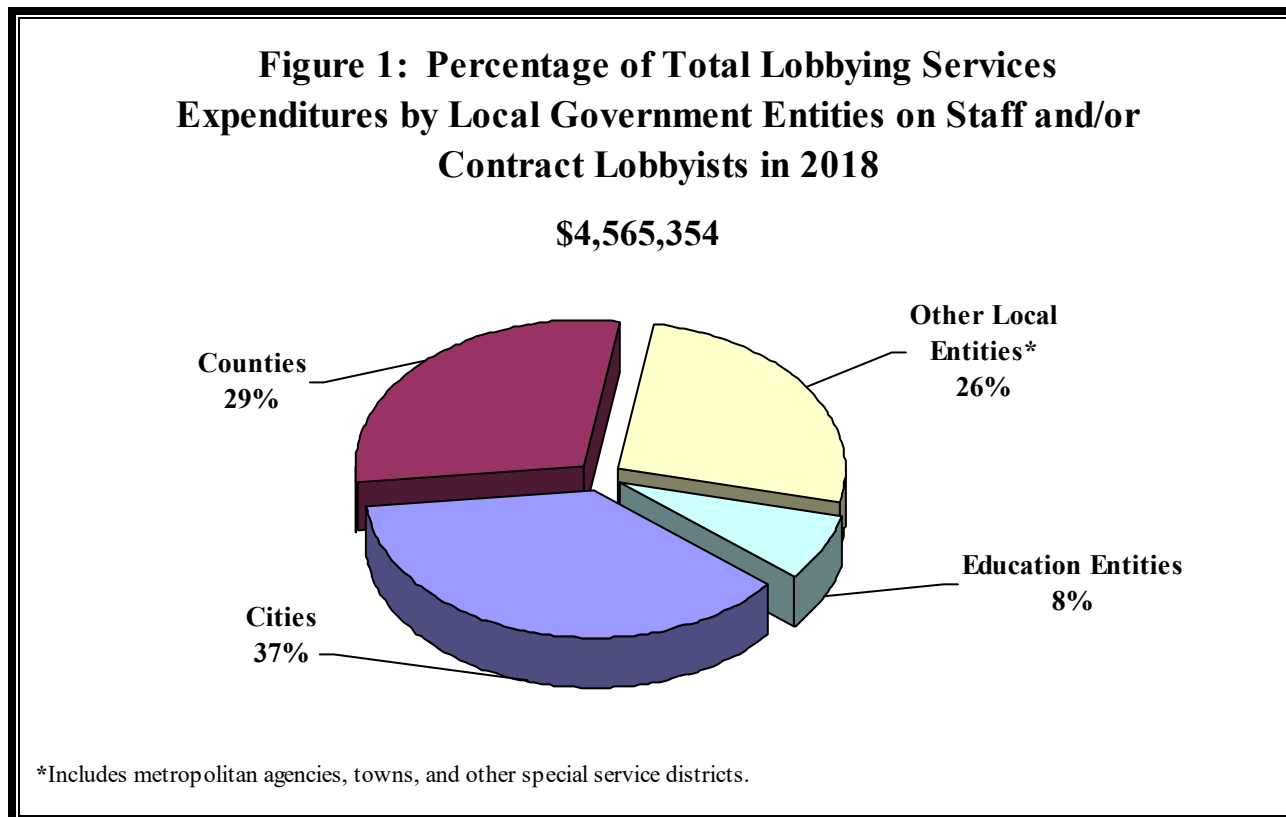
---

# Lobbying Services Expenditures by Local Governments

---

## Staff and Contract Lobbyists

In 2018, 113 local governments, including cities, counties, school districts, and special districts, directly employed staff and/or contracted with professional lobbyists to represent their interests before the Legislature. Table 4 on pages 17 - 28 shows the payments made to these employees and hired professional staff as well as other costs attributable to lobbying efforts. Figure 1 below shows the 2018 percentage of total expenditures on staff and contract lobbyists by type of entity.



Of the 113 reporting entities that employed lobbying staff or hired contract lobbyists in 2018:

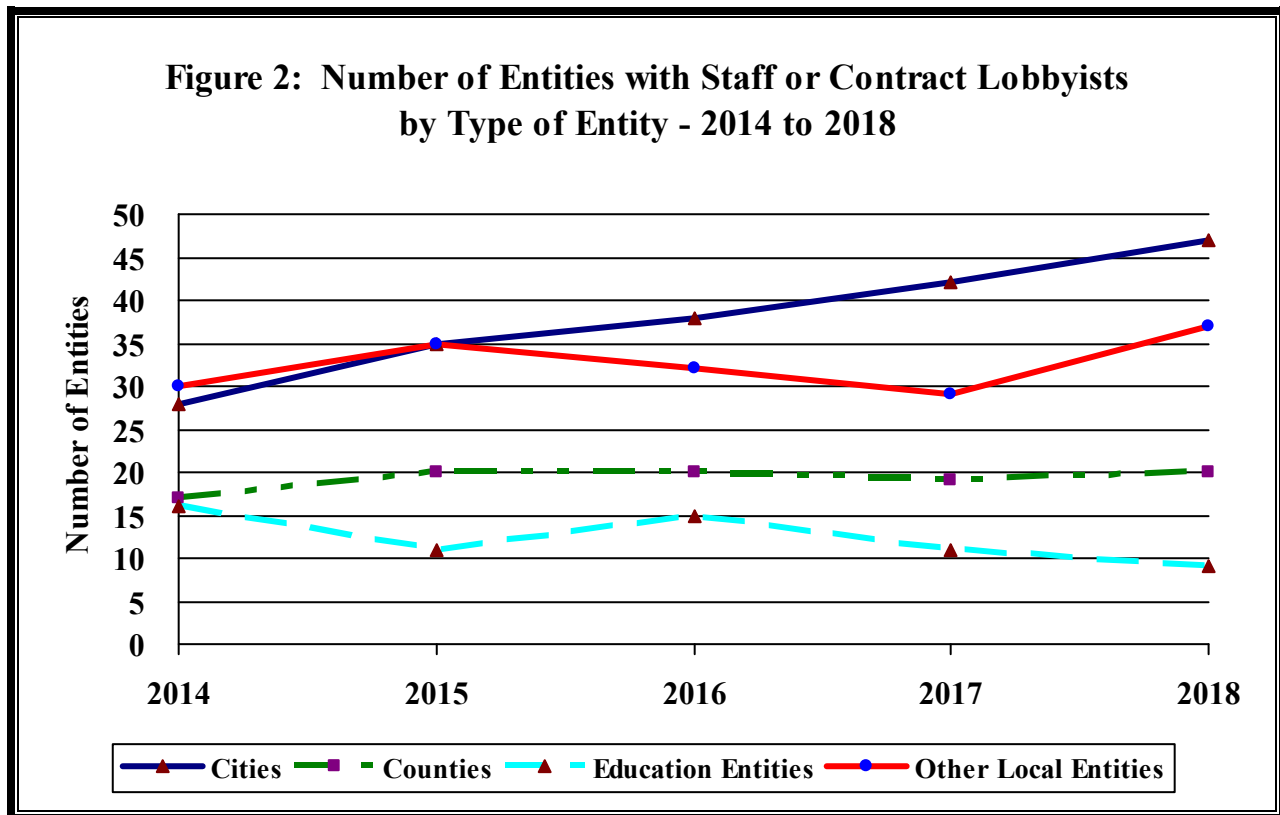
- Forty-seven cities (out of 852) reported a combined total of \$1,696,131 in lobbying services expenditures. This compares to 42 cities and \$1,795,129 in 2017.
- Twenty counties (out of 87) reported a combined total of \$1,334,751 in lobbying services expenditures. This compares to 19 counties and \$1,375,093 in 2017.
- Nine education entities (out of 390) reported a combined total of \$346,846 in lobbying services expenditures. This compares to 11 entities and \$415,154 in 2017.<sup>6</sup>

---

<sup>6</sup>Does not include charter schools which maintain they are exempt from the reporting requirement.

- Thirty-seven metropolitan agencies, towns, and other special districts reported a combined total of \$1,187,626 in lobbying services expenditures. This compares to 29 entities and \$874,276 in 2017. The breakdown of entities reporting 2018 lobbying expenses shows 2 towns (out of 1781), 6 metropolitan agencies (out of 6), and 29 other special districts (out of 602).

Over the last five years, the total number of local governments employing staff and/or contact lobbyists has increased from 91 in 2014 to 113 in 2018. This represents an increase of 24 percent over the five year period. Figure 2 below shows the five year trend on the use of staff and/or contract lobbyists by type of entity.



### Reliance on Contract Lobbyists

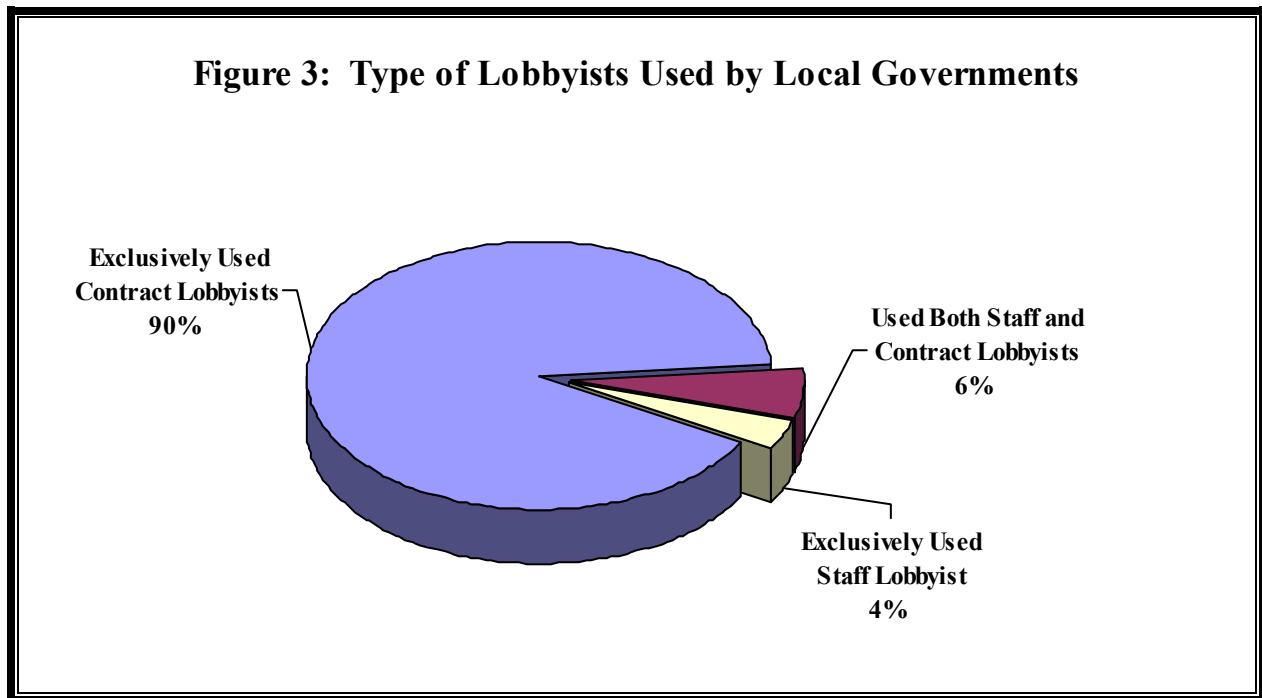
Local governments more frequently use contract lobbyists than utilize their own staff to provide lobbying services. Contract lobbyists accounted for \$3,468,399, or 76 percent, of the total amount spent by those governments using contract or staff lobbyists. Local governments spent \$1,025,944 on staff lobbyists to represent their interests before the Legislature and other governmental bodies. In addition, local governments reported an additional \$71,011 in overhead costs related to lobbying services in 2018.

During 2018:

- Four local governments relied entirely on their staff to represent them at the Legislature, one more than in 2017.
- One-hundred two local governments relied entirely on contract lobbyists to represent their interests, compared to 90 in 2017.

- Seven local governments hired contract lobbyists and used their own staff for lobbying, one less than in 2017.

Figure 3 below shows the distribution of entities using staff and/or contract lobbyist by type of lobbyist.



### Highest Expenditures on Staff and Contract Lobbyists

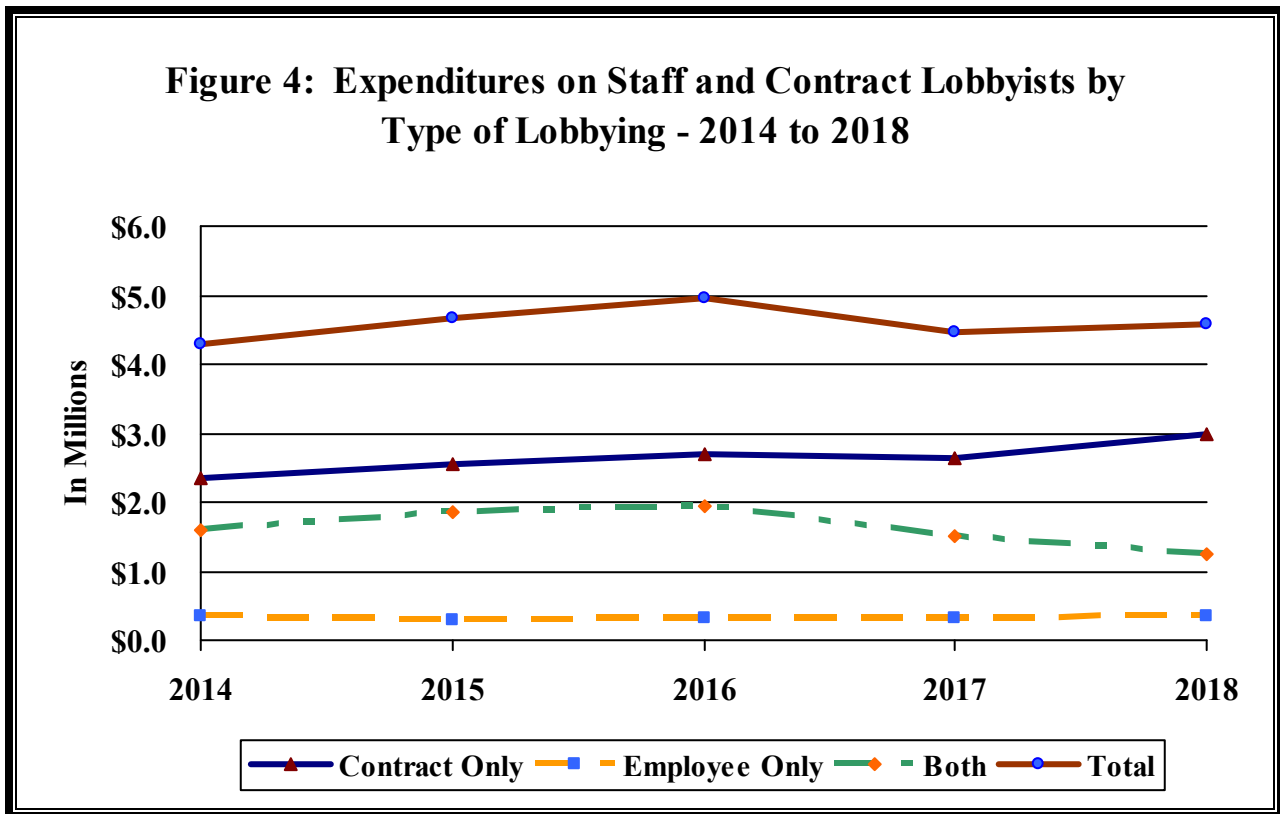
Eleven of the 113 local governments that directly employed lobbying staff and/or hired contract lobbyists reported over \$100,000 in lobbying services expenditures, for a total of \$1,974,523. These 11 local governments accounted for 43 percent of the total amount paid to contract and staff lobbyists in 2018.

Hennepin County	\$331,564	Saint Louis County	\$152,661
City of Minneapolis	\$274,339	City of Moorhead	\$123,192
Minneapolis Park and Recreation Board	\$215,762	Dakota County	\$118,167
City of Saint Paul	\$208,796	Anoka County	\$114,300
City of Bloomington	\$165,000	Southern Minnesota Municipal Power Agency	\$111,386
Ramsey County	\$159,356		

## Trends in Expenditures for Staff and Contract Lobbyists

The number of entities that reported expenditures on staff and contract lobbyists increased from 101 in 2017 to 113 in 2018. There were 14 entities that reported lobbying expenditures in 2017 that reported no lobbying expenditures in the 2018 reporting period. There were 26 entities reporting lobbying expenditures in 2018 that reported no lobbying expenditures in the 2017 reporting period.

Figure 4 below shows the long-term trend of expenditures on staff and contract lobbyists for the years 2014 to 2018. Over this period, total expenditures on staff and contract lobbyists grew 7 percent. The amount spent by those using only contract lobbyist grew 27 percent; the amount spent on those using only employees remained flat; and, the amount spent by those using both contract and employee lobbyist decreased 21 percent.



---

## Lobbying Services Expenditures by Associations

---

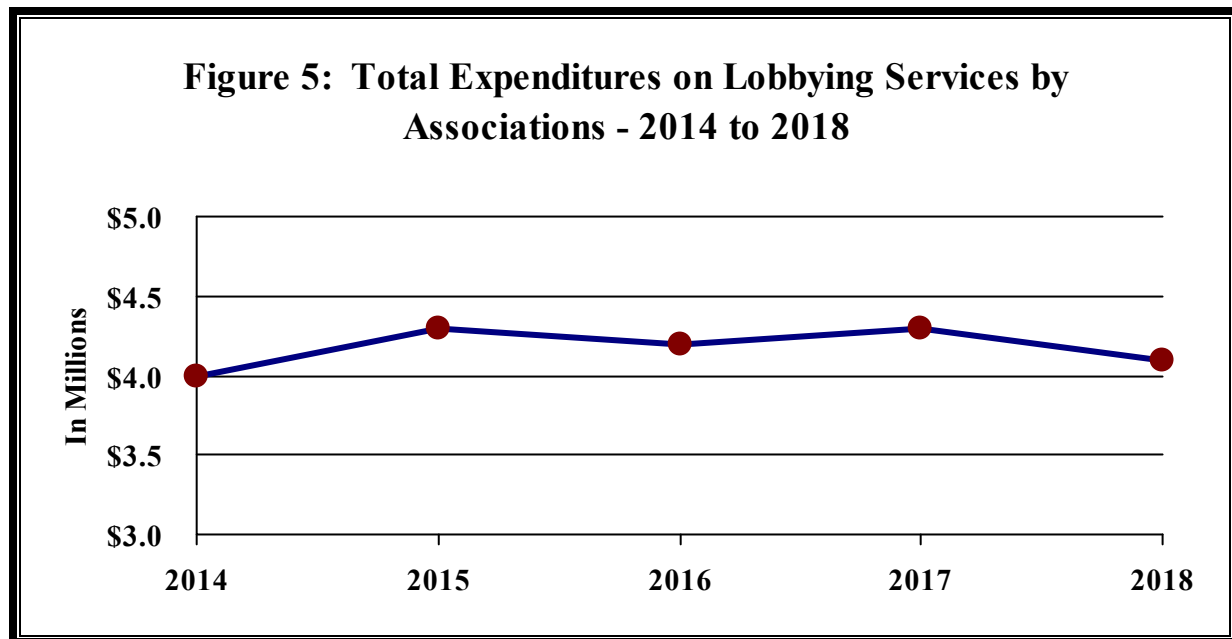
While 113 local governments opted to hire lobbyists or use staff to lobby on their behalf, it is more common for them to rely on various local government associations to represent their interests at the Legislature. These local government associations receive the majority of their funding from membership dues and other public funds. Some associations representing local governments not only lobby on behalf of their members, but also act as service associations. Groups such as the League of Minnesota Cities and the Association of Minnesota Counties provide a wide range of services to their members. For these associations, lobbying services account for a smaller share of their overall expenditures as compared to associations whose primary purpose is lobbying.

Other types of associations are formed for the explicit purpose of lobbying the Legislature on a specific issue or range of issues for which the members share a common interest. Most of these associations hire a lobbyist or a lobbying firm to influence legislative, administrative, or other official actions at the state, regional, or metropolitan level of government. The dues paid by members of these associations generally represent a percentage of the total amount paid to a contract lobbyist.

### Trends in Lobbying Services Expenditures Made by Associations

In 2018, 25 associations representing local governments reported expenditures on lobbying services totaling \$4,148,977. Of this amount, \$3,479,243, or 84 percent, was funded through the dues of the association members. Total expenditures for lobbying/lobbyists by associations in 2018 decreased \$159,558, or 4 percent, from the level expended in 2017. Over the five-year period of 2014 to 2018, total expenditures on lobbying services by associations increased \$185,544, or 5 percent.

Figure 5 below shows total expenditures on lobbying services by associations from 2014 to 2018.





## Association Lobbying by Type of Entity

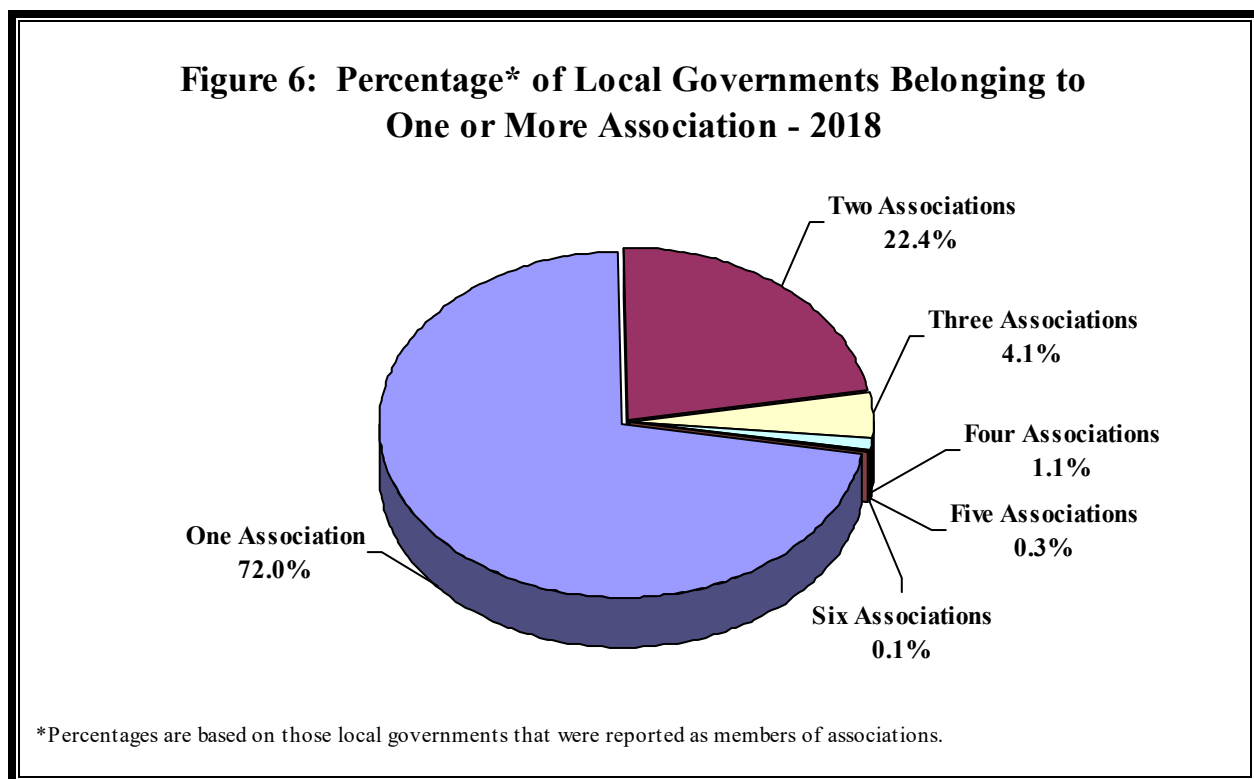
The associations reporting lobbying expenditures included:

- eight associations that represented the interests of cities;
- four associations that represented the interests of counties;
- four associations that represented the interests of school districts;<sup>7</sup>
- one association that represented the interests of townships;
- two associations that represented the interests of special districts; and
- six associations that represented more than one type of local government.

## Multiple Association Memberships

While it is common for local governments to belong to at least one association, some local units belong to several. Of the 3,226 local units of government that belonged to at least one association, there were 180 local units of government that paid dues to three or more associations. This compares to 166 local units of government that paid dues to three or more associations the previous year.

Figure 6 below shows the percentage of local governments that belong to one or more association.



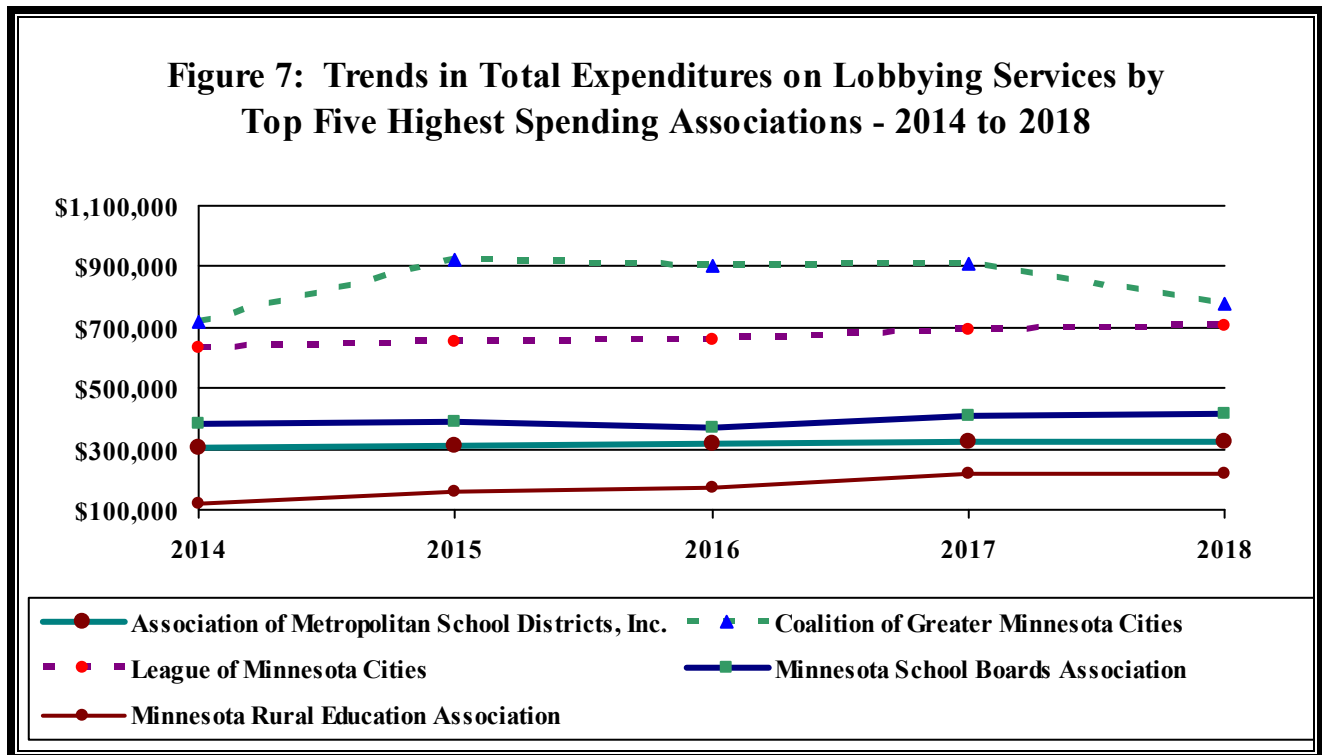
<sup>7</sup>Does not include the Minnesota Association of Charter Schools which maintains it is exempt from the reporting requirements.

## Associations With the Highest Expenditures on Lobbying Services

Among the 25 local government associations that lobbied the Legislature on behalf of their local government members, 13 associations reported expenditures on lobbying/lobbyists in excess of \$100,000 in 2018 (see Table 2 below). These 13 associations accounted for \$3,635,206, or 88 percent, of the total lobbying expenditures of associations in 2018.

Coalition of Greater Minnesota Cities	\$777,695	Association of Minnesota Counties	\$176,287
League of Minnesota Cities	\$705,858	Municipal Legislative Commission	\$139,575
Minnesota School Boards Association	\$417,494	Coalition of Utility Cities	\$127,933
Association of Metropolitan School Districts, Inc.	\$324,328	North Metro Mayors Association	\$126,118
Minnesota Rural Education Association	\$215,565	Minnesota Inter-County Association	\$111,825
Schools for Equity in Education	\$214,894	Greater Minnesota Partnership	\$108,336
Association of Metropolitan Municipalities	\$189,298		

Figure 7 below shows the five-year trend in lobbying expenditures by the five associations with the highest lobbying expenditures in 2018.



## Compensation Paid to Firms or Staff for Lobbying Services

In 2018, Minnesota local governments or associations of local governments paid 13 firms or lobbyists \$100,000 or more to provide lobbying services.<sup>8</sup> These 13 firms or lobbyist accounted for \$3,421,551, or 39 percent of total lobbying expenditures. The 13 firms or lobbyists receiving \$100,000 or more in payments from local governments or associations of local governments are listed below in Table 3.

Flaherty and Hood, P.A.	\$868,668	Amundson Strategies, LLC	\$143,499
Lockridge, Grindal, and Nauen, PLLP	\$526,882	ThaoMee Xiong	\$139,325
Messerli and Kramer	\$516,105	Costin Group	\$134,573
Larkin Hoffman Daly and Lindgren, Ltd.	\$231,770	Rice, Michels, and Walther, LLP	\$133,529
Capitol Hill Associates	\$174,076	Joel Carlson	\$124,411
Ewald Consulting	\$170,549	John Ongaro	\$104,661
Fryberger, Buchanan, Smith, and Frederick	\$153,503		

<sup>8</sup>The amounts listed are those exclusively attributed to lobbying services. Some of these firms also received money for services they provided to associations or local governments that they determined were not attributable to lobbying. Only the part of an employee's salary and benefits attributed to lobbying was included in this analysis.

This page left blank intentionally

## **Data Tables**

### **2018 Local Government Lobbying Expenditures**

This page left blank intentionally

**Table 4**  
**2018 Local Government Lobbying Expenditures**  
**Employee and Contract Lobbyists**

Name of Entity Contract or Employee Lobbyists	Amount of Contract & Expenses	Salary & Benefits Related to Lobbying**	Employee Expenses Related to Lobbying	All Other Costs*	Total** Lobbying Expenditures
<b>Anoka County</b>					
Ward Einess	45,900	---	---	---	45,900
Faegre Baker Daniels, LLP	45,900	---	---	---	45,900
Weber Johnson Public Affairs	22,500	---	---	---	22,500
<b>Total</b>	<b>\$114,300</b>	<b>\$---</b>	<b>\$---</b>	<b>\$---</b>	<b>\$114,300</b>
<b>Buffalo-Red River Watershed District</b>					
Joel Carlson	10,200	---	---	---	10,200
<b>Total</b>	<b>\$10,200</b>	<b>\$---</b>	<b>\$---</b>	<b>\$---</b>	<b>\$10,200</b>
<b>Carver County</b>					
Administrative/Overhead Costs	---	---	---	345	345
Claire Robling	6,946	---	---	---	6,946
Weber Johnson Public Affairs	22,500	---	---	---	22,500
<b>Total</b>	<b>\$29,446</b>	<b>\$---</b>	<b>\$---</b>	<b>\$345</b>	<b>\$29,791</b>
<b>Chisago County</b>					
Administrative/Overhead Costs	---	---	---	775	775
Larkin Hoffman Daly and Lindgren, Ltd.	97,529	---	---	---	97,529
<b>Total</b>	<b>\$97,529</b>	<b>\$---</b>	<b>\$---</b>	<b>\$775</b>	<b>\$98,304</b>
<b>City of Albertville</b>					
Lockridge, Grindal, and Nauen, PLLP	45,000	---	---	---	45,000
Stinson, Leonard, and Street, LLP	27,996	---	---	---	27,996
<b>Total</b>	<b>\$72,996</b>	<b>\$---</b>	<b>\$---</b>	<b>\$---</b>	<b>\$72,996</b>
<b>City of Becker</b>					
Flaherty and Hood, P.A.	17,666	---	---	---	17,666
<b>Total</b>	<b>\$17,666</b>	<b>\$---</b>	<b>\$---</b>	<b>\$---</b>	<b>\$17,666</b>
<b>City of Benson</b>					
Flaherty and Hood, P.A.	10,976	---	---	---	10,976
<b>Total</b>	<b>\$10,976</b>	<b>\$---</b>	<b>\$---</b>	<b>\$---</b>	<b>\$10,976</b>
<b>City of Blaine</b>					
Lockridge, Grindal, and Nauen, PLLP	36,000	---	---	---	36,000
<b>Total</b>	<b>\$36,000</b>	<b>\$---</b>	<b>\$---</b>	<b>\$---</b>	<b>\$36,000</b>
<b>City of Bloomington</b>					
Lockridge, Grindal, and Nauen, PLLP	115,000	---	---	---	115,000
Messerli Kramer	50,000	---	---	---	50,000
<b>Total</b>	<b>\$165,000</b>	<b>\$---</b>	<b>\$---</b>	<b>\$---</b>	<b>\$165,000</b>

\*Includes costs related to the furtherance of the lobbying effort such as, overhead, administration, research, analysis, and communication.

\*\*Totals may not equal the summed individual entries due to rounding.

\*\*\*Formal name is "McGrann, Shea, Anderson, Carnival, Straughn, and Lamb, Chartered".

**Table 4**  
**2018 Local Government Lobbying Expenditures**  
**Employee and Contract Lobbyists**

Name of Entity Contract or Employee Lobbyists	Amount of Contract & Expenses	Salary & Benefits Related to Lobbying**	Employee Expenses Related to Lobbying	All Other Costs*	Total** Lobbying Expenditures
<b>City of Burnsville</b>					
Joel Carlson	12,000	---	---	---	12,000
<b>Total</b>	<b>\$12,000</b>	<b>\$---</b>	<b>\$---</b>	<b>\$---</b>	<b>\$12,000</b>
<b>City of Chatfield</b>					
Sletten Government Affairs and Public Policy, LLC	1,000	---	---	---	1,000
<b>Total</b>	<b>\$1,000</b>	<b>\$---</b>	<b>\$---</b>	<b>\$---</b>	<b>\$1,000</b>
<b>City of Cloquet</b>					
Flaherty and Hood, P.A.	8,975	---	---	---	8,975
<b>Total</b>	<b>\$8,975</b>	<b>\$---</b>	<b>\$---</b>	<b>\$---</b>	<b>\$8,975</b>
<b>City of Cohasset</b>					
Loren Solberg Consulting, LLC	18,959	---	---	---	18,959
<b>Total</b>	<b>\$18,959</b>	<b>\$---</b>	<b>\$---</b>	<b>\$---</b>	<b>\$18,959</b>
<b>City of Columbus</b>					
Larkin Hoffman Daly and Lindgren, Ltd.	840	---	---	---	840
<b>Total</b>	<b>\$840</b>	<b>\$---</b>	<b>\$---</b>	<b>\$---</b>	<b>\$840</b>
<b>City of Cottage Grove</b>					
Lockridge, Grindal, and Nauen, PLLP	14,578	---	---	---	14,578
<b>Total</b>	<b>\$14,578</b>	<b>\$---</b>	<b>\$---</b>	<b>\$---</b>	<b>\$14,578</b>
<b>City of Dayton</b>					
Lockridge, Grindal, and Nauen, PLLP	7,500	---	---	---	7,500
<b>Total</b>	<b>\$7,500</b>	<b>\$---</b>	<b>\$---</b>	<b>\$---</b>	<b>\$7,500</b>
<b>City of Deer River</b>					
Calvin Saari	15,360	---	---	---	15,360
<b>Total</b>	<b>\$15,360</b>	<b>\$---</b>	<b>\$---</b>	<b>\$---</b>	<b>\$15,360</b>
<b>City of Duluth</b>					
Fryberger, Buchanan, Smith, and Frederick	54,000	---	---	---	54,000
<b>Total</b>	<b>\$54,000</b>	<b>\$---</b>	<b>\$---</b>	<b>\$---</b>	<b>\$54,000</b>
<b>City of Edina</b>					
Messerli Kramer	45,000	---	---	---	45,000
<b>Total</b>	<b>\$45,000</b>	<b>\$---</b>	<b>\$---</b>	<b>\$---</b>	<b>\$45,000</b>
<b>City of Fergus Falls</b>					
Joel Carlson	43,420	---	---	---	43,420
<b>Total</b>	<b>\$43,420</b>	<b>\$---</b>	<b>\$---</b>	<b>\$---</b>	<b>\$43,420</b>
<b>City of Grand Marais</b>					
Judy Erickson	5,000	---	---	---	5,000
<b>Total</b>	<b>\$5,000</b>	<b>\$---</b>	<b>\$---</b>	<b>\$---</b>	<b>\$5,000</b>

\*Includes costs related to the furtherance of the lobbying effort such as, overhead, administration, research, analysis, and communication.

\*\*Totals may not equal the summed individual entries due to rounding.

\*\*\*Formal name is "McGrann, Shea, Anderson, Carnival, Straughn, and Lamb, Chartered".



**Table 4**  
**2018 Local Government Lobbying Expenditures**  
**Employee and Contract Lobbyists**

Name of Entity Contract or Employee Lobbyists	Amount of Contract & Expenses	Salary & Benefits Related to Lobbying**	Employee Expenses Related to Lobbying	All Other Costs*	Total** Lobbying Expenditures
<b>City of Hendricks</b>					
Tom Lehman	89	---	---	---	89
<b>Total</b>	<b>\$89</b>	<b>\$---</b>	<b>\$---</b>	<b>\$---</b>	<b>\$89</b>
<b>City of Inver Grove Heights</b>					
Joel Carlson	12,000	---	---	---	12,000
Messerli Kramer	45,000	---	---	---	45,000
<b>Total</b>	<b>\$57,000</b>	<b>\$---</b>	<b>\$---</b>	<b>\$---</b>	<b>\$57,000</b>
<b>City of Lakefield</b>					
Flaherty and Hood, P.A.	6,398	---	---	---	6,398
<b>Total</b>	<b>\$6,398</b>	<b>\$---</b>	<b>\$---</b>	<b>\$---</b>	<b>\$6,398</b>
<b>City of Mahanomen</b>					
William G. Haas, Jr.	8,000	---	---	---	8,000
<b>Total</b>	<b>\$8,000</b>	<b>\$---</b>	<b>\$---</b>	<b>\$---</b>	<b>\$8,000</b>
<b>City of Mankato</b>					
Flaherty and Hood, P.A.	20,101	---	---	---	20,101
<b>Total</b>	<b>\$20,101</b>	<b>\$---</b>	<b>\$---</b>	<b>\$---</b>	<b>\$20,101</b>
<b>City of Maple Grove</b>					
Cook Girard Associates	12,000	---	---	---	12,000
<b>Total</b>	<b>\$12,000</b>	<b>\$---</b>	<b>\$---</b>	<b>\$---</b>	<b>\$12,000</b>
<b>City of Maplewood</b>					
Jacobson, Magnuson, Anderson, and Halloran P.C.	45,000	---	---	---	45,000
<b>Total</b>	<b>\$45,000</b>	<b>\$---</b>	<b>\$---</b>	<b>\$---</b>	<b>\$45,000</b>
<b>City of Minneapolis</b>					
Administrative/Overhead Costs	---	---	---	20,853	20,853
Parker Bennett	---	7	---	---	7
Sasha Bergman	---	43,671	855	---	44,526
Franzen and Associates	35,000	---	---	---	35,000
Fredrikson and Byron, P.A.	43,000	---	---	---	43,000
Jennifer Nelson	---	14,818	---	---	14,818
Loren Olson	---	7,124	1,085	---	8,209
Eugene Ranieri	---	63,280	---	---	63,280
Melissa Reed	---	44,483	163	---	44,646
<b>Total</b>	<b>\$78,000</b>	<b>\$173,383</b>	<b>\$2,103</b>	<b>\$20,853</b>	<b>\$274,339</b>
<b>City of Minnetonka</b>					
Messerli Kramer	32,000	---	---	---	32,000
<b>Total</b>	<b>\$32,000</b>	<b>\$---</b>	<b>\$---</b>	<b>\$---</b>	<b>\$32,000</b>

\*Includes costs related to the furtherance of the lobbying effort such as, overhead, administration, research, analysis, and communication.

\*\*Totals may not equal the summed individual entries due to rounding.

\*\*\*Formal name is "McGrann, Shea, Anderson, Carnival, Straughn, and Lamb, Chartered".

**Table 4**  
**2018 Local Government Lobbying Expenditures**  
**Employee and Contract Lobbyists**

Name of Entity Contract or Employee Lobbyists	Amount of Contract & Expenses	Salary & Benefits Related to Lobbying**	Employee Expenses Related to Lobbying	All Other Costs*	Total** Lobbying Expenditures
<b>City of Moorhead</b>					
Flaherty and Hood, P.A.	32,500	---	---	---	32,500
Fredrikson and Byron, P.A.	32,840	---	---	---	32,840
Scott Hutchins	---	54,673	3,179	---	57,852
<b>Total</b>	<b>\$65,340</b>	<b>\$54,673</b>	<b>\$3,179</b>	<b>\$---</b>	<b>\$123,192</b>
<b>City of New Brighton</b>					
Lockridge, Grindal, and Nauen, PLLP	7,000	---	---	---	7,000
<b>Total</b>	<b>\$7,000</b>	<b>\$---</b>	<b>\$---</b>	<b>\$---</b>	<b>\$7,000</b>
<b>City of North Mankato</b>					
Ward Einess	12,000	---	---	---	12,000
<b>Total</b>	<b>\$12,000</b>	<b>\$---</b>	<b>\$---</b>	<b>\$---</b>	<b>\$12,000</b>
<b>City of Ramsey</b>					
Tinklenberg Group	39,600	---	---	---	39,600
<b>Total</b>	<b>\$39,600</b>	<b>\$---</b>	<b>\$---</b>	<b>\$---</b>	<b>\$39,600</b>
<b>City of Red Wing</b>					
Flaherty and Hood, P.A.	10,371	---	---	---	10,371
<b>Total</b>	<b>\$10,371</b>	<b>\$---</b>	<b>\$---</b>	<b>\$---</b>	<b>\$10,371</b>
<b>City of Rice Lake</b>					
Costin Group	15,248	---	---	---	15,248
<b>Total</b>	<b>\$15,248</b>	<b>\$---</b>	<b>\$---</b>	<b>\$---</b>	<b>\$15,248</b>
<b>City of Rochester</b>					
Administrative/Overhead Costs	---	---	---	10,000	10,000
Ronald A. Jerich and Associates	30,000	---	---	---	30,000
<b>Total</b>	<b>\$30,000</b>	<b>\$---</b>	<b>\$---</b>	<b>\$10,000</b>	<b>\$40,000</b>
<b>City of Rogers</b>					
Goff Public	7,143	---	---	---	7,143
<b>Total</b>	<b>\$7,143</b>	<b>\$---</b>	<b>\$---</b>	<b>\$---</b>	<b>\$7,143</b>
<b>City of Saint Joseph</b>					
DeLaForest Consulting, LLC	16,000	---	---	---	16,000
St. Cloud Area Planning Organization	1,485	---	---	---	1,485
<b>Total</b>	<b>\$17,485</b>	<b>\$---</b>	<b>\$---</b>	<b>\$---</b>	<b>\$17,485</b>
<b>City of Saint Louis Park</b>					
Franzen and Associates	15,000	---	---	---	15,000
Lockridge, Grindal, and Nauen, PLLP	36,000	---	---	---	36,000
<b>Total</b>	<b>\$51,000</b>	<b>\$---</b>	<b>\$---</b>	<b>\$---</b>	<b>\$51,000</b>

\*Includes costs related to the furtherance of the lobbying effort such as, overhead, administration, research, analysis, and communication.

\*\*Totals may not equal the summed individual entries due to rounding.

\*\*\*Formal name is "McGrann, Shea, Anderson, Carnival, Straughn, and Lamb, Chartered".

**Table 4**  
**2018 Local Government Lobbying Expenditures**  
**Employee and Contract Lobbyists**

Name of Entity Contract or Employee Lobbyists	Amount of Contract & Expenses	Salary & Benefits Related to Lobbying**	Employee Expenses Related to Lobbying	All Other Costs*	Total** Lobbying Expenditures
<b>City of Saint Michael</b>					
Lockridge, Grindal, and Nauen, PLLP	45,000	---	---	---	45,000
<b>Total</b>	<b>\$45,000</b>	<b>\$---</b>	<b>\$---</b>	<b>\$---</b>	<b>\$45,000</b>
<b>City of Saint Paul</b>					
Ward Einess	15,000	---	---	---	15,000
Lockridge, Grindal, and Nauen, PLLP	39,471	---	---	---	39,471
MZA + Co	10,000	---	---	---	10,000
United Strategies	5,000	---	---	---	5,000
ThaoMee Xiong	---	139,325	---	---	139,325
<b>Total</b>	<b>\$69,471</b>	<b>\$139,325</b>	<b>\$---</b>	<b>\$---</b>	<b>\$208,796</b>
<b>City of Sauk Rapids</b>					
St. Cloud Area Planning Organization	3,102	---	---	---	3,102
<b>Total</b>	<b>\$3,102</b>	<b>\$---</b>	<b>\$---</b>	<b>\$---</b>	<b>\$3,102</b>
<b>City of Scandia</b>					
Capitol Gains	5,000	---	---	---	5,000
<b>Total</b>	<b>\$5,000</b>	<b>\$---</b>	<b>\$---</b>	<b>\$---</b>	<b>\$5,000</b>
<b>City of Silver Bay</b>					
Jacobson, Magnuson, Anderson, and Halloran P.C.	8,000	---	---	---	8,000
<b>Total</b>	<b>\$8,000</b>	<b>\$---</b>	<b>\$---</b>	<b>\$---</b>	<b>\$8,000</b>
<b>City of Stillwater</b>					
McDaniel Law and Policy, Inc.	25,000	---	---	---	25,000
<b>Total</b>	<b>\$25,000</b>	<b>\$---</b>	<b>\$---</b>	<b>\$---</b>	<b>\$25,000</b>
<b>City of Vadnais Heights</b>					
Lockridge, Grindal, and Nauen, PLLP	24,000	---	---	---	24,000
<b>Total</b>	<b>\$24,000</b>	<b>\$---</b>	<b>\$---</b>	<b>\$---</b>	<b>\$24,000</b>
<b>City of Virginia</b>					
Ronald A. Jerich and Associates	36,000	---	---	---	36,000
<b>Total</b>	<b>\$36,000</b>	<b>\$---</b>	<b>\$---</b>	<b>\$---</b>	<b>\$36,000</b>
<b>City of Waite Park</b>					
Administrative/Overhead Costs	---	---	---	1,861	1,861
Flaherty and Hood, P.A.	13,728	---	---	---	13,728
<b>Total</b>	<b>\$13,728</b>	<b>\$---</b>	<b>\$---</b>	<b>\$1,861</b>	<b>\$15,589</b>
<b>City of Windom</b>					
Flaherty and Hood, P.A.	5,075	---	---	---	5,075
<b>Total</b>	<b>\$5,075</b>	<b>\$---</b>	<b>\$---</b>	<b>\$---</b>	<b>\$5,075</b>

\*Includes costs related to the furtherance of the lobbying effort such as, overhead, administration, research, analysis, and communication.

\*\*Totals may not equal the summed individual entries due to rounding.

\*\*\*Formal name is "McGrann, Shea, Anderson, Carnival, Straughn, and Lamb, Chartered".

**Table 4**  
**2018 Local Government Lobbying Expenditures**  
**Employee and Contract Lobbyists**

Name of Entity Contract or Employee Lobbyists	Amount of Contract & Expenses	Salary & Benefits Related to Lobbying**	Employee Expenses Related to Lobbying	All Other Costs*	Total** Lobbying Expenditures
<b>City of Woodbury</b>					
Lockridge, Grindal, and Nauen, PLLP	13,333	---	---	---	13,333
<b>Total</b>	<b>\$13,333</b>	<b>\$---</b>	<b>\$---</b>	<b>\$---</b>	<b>\$13,333</b>
<b>Cloquet Area Fire District</b>					
Libby Law Office, P.A.	10,000	---	---	---	10,000
<b>Total</b>	<b>\$10,000</b>	<b>\$---</b>	<b>\$---</b>	<b>\$---</b>	<b>\$10,000</b>
<b>Crane Lake Township</b>					
Costin Group	9,600	---	---	---	9,600
<b>Total</b>	<b>\$9,600</b>	<b>\$---</b>	<b>\$---</b>	<b>\$---</b>	<b>\$9,600</b>
<b>Crane Lake Water and Sanitary District</b>					
Costin Group	9,600	---	---	---	9,600
<b>Total</b>	<b>\$9,600</b>	<b>\$---</b>	<b>\$---</b>	<b>\$---</b>	<b>\$9,600</b>
<b>Dakota County</b>					
Administrative/Overhead Costs	---	---	---	5,004	5,004
Messerli Kramer	83,163	---	---	---	83,163
Weber Johnson Public Affairs	30,000	---	---	---	30,000
<b>Total</b>	<b>\$113,163</b>	<b>\$---</b>	<b>\$---</b>	<b>\$5,004</b>	<b>\$118,167</b>
<b>Dakota County Regional Railroad Authority</b>					
Messerli Kramer	20,791	---	---	---	20,791
<b>Total</b>	<b>\$20,791</b>	<b>\$---</b>	<b>\$---</b>	<b>\$---</b>	<b>\$20,791</b>
<b>Duluth Seaway Port Authority</b>					
Administrative/Overhead Costs	---	---	---	4,736	4,736
Flaherty and Hood, P.A.	9,106	---	---	---	9,106
<b>Total</b>	<b>\$9,106</b>	<b>\$---</b>	<b>\$---</b>	<b>\$4,736</b>	<b>\$13,842</b>
<b>East Metro Integration District 6067</b>					
Amundson Strategies, LLC	21,041	---	---	---	21,041
<b>Total</b>	<b>\$21,041</b>	<b>\$---</b>	<b>\$---</b>	<b>\$---</b>	<b>\$21,041</b>
<b>Goodhue County</b>					
Lockridge, Grindal, and Nauen, PLLP	20,000	---	---	---	20,000
<b>Total</b>	<b>\$20,000</b>	<b>\$---</b>	<b>\$---</b>	<b>\$---</b>	<b>\$20,000</b>
<b>Greater Northwest Emergency Medical Services, Inc.</b>					
Larkin Hoffman Daly and Lindgren, Ltd.	3,500	---	---	---	3,500
<b>Total</b>	<b>\$3,500</b>	<b>\$---</b>	<b>\$---</b>	<b>\$---</b>	<b>\$3,500</b>
<b>Hennepin County</b>					
Administrative/Overhead Costs	---	---	---	24,520	24,520
Mary E. Davidson	---	76,377	1,493	---	77,870

\*Includes costs related to the furtherance of the lobbying effort such as, overhead, administration, research, analysis, and communication.

\*\*Totals may not equal the summed individual entries due to rounding.

\*\*\*Formal name is "McGrann, Shea, Anderson, Carnival, Straughn, and Lamb, Chartered".

**Table 4**  
**2018 Local Government Lobbying Expenditures**  
**Employee and Contract Lobbyists**

Name of Entity Contract or Employee Lobbyists	Amount of Contract & Expenses	Salary & Benefits Related to Lobbying**	Employee Expenses Related to Lobbying	All Other Costs*	Total** Lobbying Expenditures
DeLaForest Consulting, LLC	20,000	---	---	---	20,000
Tara Erickson	35,000	---	---	---	35,000
Brennan Furness	---	4,306	187	---	4,493
Messerli Kramer	20,000	---	---	---	20,000
Kareem D. Murphy	---	33,168	2,232	---	35,400
Kirk Pederson	---	1,129	92	---	1,221
Rice, Michels, and Walther, LLP	55,000	---	---	---	55,000
Rochelle Westlund	---	26,409	1,651	---	28,060
Winthrop and Weinstine, P.A.	30,000	---	---	---	30,000
<b>Total</b>	<b>\$160,000</b>	<b>\$141,389</b>	<b>\$5,655</b>	<b>\$24,520</b>	<b>\$331,564</b>
<b>I.S.D. # 11 - Anoka-Hennepin</b>					
Amundson Strategies, LLC	50,085	---	---	---	50,085
<b>Total</b>	<b>\$50,085</b>	<b>\$---</b>	<b>\$---</b>	<b>\$---</b>	<b>\$50,085</b>
<b>I.S.D. # 1S - Minneapolis</b>					
Administrative/Overhead Costs	---	---	---	417	417
Josh Downham	77,350	---	---	---	77,350
<b>Total</b>	<b>\$77,350</b>	<b>\$---</b>	<b>\$---</b>	<b>\$417</b>	<b>\$77,767</b>
<b>I.S.D. # 279 - Osseo</b>					
Ewald Consulting	25,678	---	---	---	25,678
<b>Total</b>	<b>\$25,678</b>	<b>\$---</b>	<b>\$---</b>	<b>\$---</b>	<b>\$25,678</b>
<b>I.S.D. # 625 - St. Paul</b>					
Mary Gilbert	74,204	---	---	---	74,204
United Strategies	18,200	---	---	---	18,200
<b>Total</b>	<b>\$92,404</b>	<b>\$---</b>	<b>\$---</b>	<b>\$---</b>	<b>\$92,404</b>
<b>I.S.D. # 712 - Mountain Iron-Buhl</b>					
Costin Group	30,000	---	---	---	30,000
<b>Total</b>	<b>\$30,000</b>	<b>\$---</b>	<b>\$---</b>	<b>\$---</b>	<b>\$30,000</b>
<b>I.S.D. # 831 - Forest Lake</b>					
Kalliope Communications	30,000	---	---	---	30,000
<b>Total</b>	<b>\$30,000</b>	<b>\$---</b>	<b>\$---</b>	<b>\$---</b>	<b>\$30,000</b>
<b>Intermediate School District 287</b>					
Ewald Consulting	11,355	---	---	---	11,355
<b>Total</b>	<b>\$11,355</b>	<b>\$---</b>	<b>\$---</b>	<b>\$---</b>	<b>\$11,355</b>
<b>Intermediate School District 917</b>					
Ewald Consulting	8,516	---	---	---	8,516
<b>Total</b>	<b>\$8,516</b>	<b>\$---</b>	<b>\$---</b>	<b>\$---</b>	<b>\$8,516</b>

\*Includes costs related to the furtherance of the lobbying effort such as, overhead, administration, research, analysis, and communication.

\*\*Totals may not equal the summed individual entries due to rounding.

\*\*\*Formal name is "McGrann, Shea, Anderson, Carnival, Straughn, and Lamb, Chartered".

**Table 4**  
**2018 Local Government Lobbying Expenditures**  
**Employee and Contract Lobbyists**

Name of Entity Contract or Employee Lobbyists	Amount of Contract & Expenses	Salary & Benefits Related to Lobbying**	Employee Expenses Related to Lobbying	All Other Costs*	Total** Lobbying Expenditures
<b>Koochiching County</b>					
Key Advocates	4,000	---	---	---	4,000
<b>Total</b>	<b>\$4,000</b>	<b>\$---</b>	<b>\$---</b>	<b>\$---</b>	<b>\$4,000</b>
<b>Lake County</b>					
Lockridge, Grindal, and Nauen, PLLP	28,000	---	---	---	28,000
<b>Total</b>	<b>\$28,000</b>	<b>\$---</b>	<b>\$---</b>	<b>\$---</b>	<b>\$28,000</b>
<b>Lakes Country Service Cooperative</b>					
Capitol Hill Associates	6,766	---	---	---	6,766
Roger Moe	5,249	---	---	---	5,249
<b>Total</b>	<b>\$12,015</b>	<b>\$---</b>	<b>\$---</b>	<b>\$---</b>	<b>\$12,015</b>
<b>Lower Minnesota River Watershed District</b>					
Frenette Legislative Advisors	20,000	---	---	---	20,000
<b>Total</b>	<b>\$20,000</b>	<b>\$---</b>	<b>\$---</b>	<b>\$---</b>	<b>\$20,000</b>
<b>Lyon County</b>					
Joel Carlson	18,825	---	---	---	18,825
<b>Total</b>	<b>\$18,825</b>	<b>\$---</b>	<b>\$---</b>	<b>\$---</b>	<b>\$18,825</b>
<b>Metropolitan Airports Commission</b>					
McGrann, Shea, Anderson, Carnival, Straughn, & Lamb***	48,000	---	---	---	48,000
Winthrop and Weinstine, P.A.	39,000	---	---	---	39,000
<b>Total</b>	<b>\$87,000</b>	<b>\$---</b>	<b>\$---</b>	<b>\$---</b>	<b>\$87,000</b>
<b>Metropolitan Council</b>					
Judd Schetnan	---	77,353	---	---	77,353
<b>Total</b>	<b>\$---</b>	<b>\$77,353</b>	<b>\$---</b>	<b>\$---</b>	<b>\$77,353</b>
<b>Metropolitan Educational Cooperative Service Unit</b>					
Capitol Hill Associates	4,000	---	---	---	4,000
<b>Total</b>	<b>\$4,000</b>	<b>\$---</b>	<b>\$---</b>	<b>\$---</b>	<b>\$4,000</b>
<b>Metropolitan Emergency Services Board</b>					
Larkin Hoffman Daly and Lindgren, Ltd.	31,005	---	---	---	31,005
<b>Total</b>	<b>\$31,005</b>	<b>\$---</b>	<b>\$---</b>	<b>\$---</b>	<b>\$31,005</b>
<b>Metropolitan Mosquito Control District</b>					
Capitol Gains	20,000	---	---	---	20,000
<b>Total</b>	<b>\$20,000</b>	<b>\$---</b>	<b>\$---</b>	<b>\$---</b>	<b>\$20,000</b>
<b>Mille Lacs County</b>					
Hill Capitol Strategies, Inc.	20,000	---	---	---	20,000
<b>Total</b>	<b>\$20,000</b>	<b>\$---</b>	<b>\$---</b>	<b>\$---</b>	<b>\$20,000</b>

\*Includes costs related to the furtherance of the lobbying effort such as, overhead, administration, research, analysis, and communication.

\*\*Totals may not equal the summed individual entries due to rounding.

\*\*\*Formal name is "McGrann, Shea, Anderson, Carnival, Straughn, and Lamb, Chartered".

**Table 4**  
**2018 Local Government Lobbying Expenditures**  
**Employee and Contract Lobbyists**

Name of Entity Contract or Employee Lobbyists	Amount of Contract & Expenses	Salary & Benefits Related to Lobbying**	Employee Expenses Related to Lobbying	All Other Costs*	Total** Lobbying Expenditures
<b>Minneapolis Park and Recreation Board</b>					
Mary Ann Campo	46,500	---	---	---	46,500
Kendal Killian	65,233	---	---	---	65,233
Rice, Michels, and Walther, LLP	78,529	---	---	---	78,529
Tom Workman	25,500	---	---	---	25,500
<b>Total</b>	<b>\$215,762</b>	<b>\$---</b>	<b>\$---</b>	<b>\$---</b>	<b>\$215,762</b>
<b>Minneapolis-Duluth/Superior Passenger Rail Alliance</b>					
Chris DeLaForest	1,500	---	---	---	1,500
<b>Total</b>	<b>\$1,500</b>	<b>\$---</b>	<b>\$---</b>	<b>\$---</b>	<b>\$1,500</b>
<b>Minnehaha Creek Watershed District</b>					
Joel Carlson	27,966	---	---	---	27,966
<b>Total</b>	<b>\$27,966</b>	<b>\$---</b>	<b>\$---</b>	<b>\$---</b>	<b>\$27,966</b>
<b>Minnesota Sports Facilities Authority</b>					
Lockridge, Grindal, and Nauen, PLLP	96,000	---	---	---	96,000
<b>Total</b>	<b>\$96,000</b>	<b>\$---</b>	<b>\$---</b>	<b>\$---</b>	<b>\$96,000</b>
<b>Northeast Service Cooperative</b>					
Capitol Hill Associates	7,356	---	---	---	7,356
National Strategies	6,974	---	---	---	6,974
<b>Total</b>	<b>\$14,330</b>	<b>\$---</b>	<b>\$---</b>	<b>\$---</b>	<b>\$14,330</b>
<b>Northwest Minnesota Multi-County Housing and Redevelopment Authority</b>					
Fryberger, Buchanan, Smith, and Frederick	6,569	---	---	---	6,569
<b>Total</b>	<b>\$6,569</b>	<b>\$---</b>	<b>\$---</b>	<b>\$---</b>	<b>\$6,569</b>
<b>Northwest Service Cooperative</b>					
Capitol Hill Associates	8,265	---	---	---	8,265
National Strategies	7,464	---	---	---	7,464
<b>Total</b>	<b>\$15,729</b>	<b>\$---</b>	<b>\$---</b>	<b>\$---</b>	<b>\$15,729</b>
<b>Olmsted County</b>					
Amy Caucutt	---	65,053	7,230	---	72,283
<b>Total</b>	<b>\$---</b>	<b>\$65,053</b>	<b>\$7,230</b>	<b>\$---</b>	<b>\$72,283</b>
<b>Otter Tail County</b>					
MN Tourism Growth Coalition	1,000	---	---	---	1,000
Psick Capitol Solutions	9,000	---	---	---	9,000
<b>Total</b>	<b>\$10,000</b>	<b>\$---</b>	<b>\$---</b>	<b>\$---</b>	<b>\$10,000</b>
<b>Ramsey County</b>					
Administrative/Overhead Costs	---	---	---	200	200
Claudia Brewington	---	65,694	1,960	---	67,654

\*Includes costs related to the furtherance of the lobbying effort such as, overhead, administration, research, analysis, and communication.

\*\*Totals may not equal the summed individual entries due to rounding.

\*\*\*Formal name is "McGrann, Shea, Anderson, Carnival, Straughn, and Lamb, Chartered".

**Table 4**  
**2018 Local Government Lobbying Expenditures**  
**Employee and Contract Lobbyists**

Name of Entity Contract or Employee Lobbyists	Amount of Contract & Expenses	Salary & Benefits Related to Lobbying**	Employee Expenses Related to Lobbying	All Other Costs*	Total** Lobbying Expenditures
Jennifer O'Rourke	---	2,503	110	---	2,613
Nicholas Riley	---	87,889	1,000	---	88,889
<b>Total</b>	<b>\$---</b>	<b>\$156,086</b>	<b>\$3,070</b>	<b>\$200</b>	<b>\$159,356</b>
<b>Ramsey County Railroad Authority</b>					
Larkin Hoffman Daly and Lindgren, Ltd.	48,000	---	---	---	48,000
<b>Total</b>	<b>\$48,000</b>	<b>\$---</b>	<b>\$---</b>	<b>\$---</b>	<b>\$48,000</b>
<b>Resource Training and Solutions</b>					
Capitol Hill Associates	10,790	---	---	---	10,790
National Strategies	9,559	---	---	---	9,559
<b>Total</b>	<b>\$20,349</b>	<b>\$---</b>	<b>\$---</b>	<b>\$---</b>	<b>\$20,349</b>
<b>Saint Louis and Lake Counties Regional Railroad Authority</b>					
Costin Group	40,000	---	---	---	40,000
<b>Total</b>	<b>\$40,000</b>	<b>\$---</b>	<b>\$---</b>	<b>\$---</b>	<b>\$40,000</b>
<b>Saint Louis County</b>					
Chris DeLaForest	27,500	---	---	---	27,500
Henry Erdman	32,500	---	---	---	32,500
John Ongaro	---	92,661	---	---	92,661
<b>Total</b>	<b>\$60,000</b>	<b>\$92,661</b>	<b>\$---</b>	<b>\$---</b>	<b>\$152,661</b>
<b>Saint Paul Port Authority</b>					
Fryberger, Buchanan, Smith, and Frederick	48,000	---	---	---	48,000
<b>Total</b>	<b>\$48,000</b>	<b>\$---</b>	<b>\$---</b>	<b>\$---</b>	<b>\$48,000</b>
<b>Scott County</b>					
Claire Robling	---	29,434	---	---	29,434
<b>Total</b>	<b>\$---</b>	<b>\$29,434</b>	<b>\$---</b>	<b>\$---</b>	<b>\$29,434</b>
<b>Shell Rock River Watershed District</b>					
Administrative/Overhead Costs	---	---	---	500	500
Judy Erickson	39,571	---	---	---	39,571
Andy Henschel	---	10,849	1,500	---	12,349
<b>Total</b>	<b>\$39,571</b>	<b>\$10,849</b>	<b>\$1,500</b>	<b>\$500</b>	<b>\$52,420</b>
<b>Sherburne County</b>					
David Turch and Associates	48,000	---	---	---	48,000
<b>Total</b>	<b>\$48,000</b>	<b>\$---</b>	<b>\$---</b>	<b>\$---</b>	<b>\$48,000</b>
<b>Silver Creek Township</b>					
MZA + Co	6,500	---	---	---	6,500
<b>Total</b>	<b>\$6,500</b>	<b>\$---</b>	<b>\$---</b>	<b>\$---</b>	<b>\$6,500</b>

\*Includes costs related to the furtherance of the lobbying effort such as, overhead, administration, research, analysis, and communication.

\*\*Totals may not equal the summed individual entries due to rounding.

\*\*\*Formal name is "McGrann, Shea, Anderson, Carnival, Straughn, and Lamb, Chartered".



**Table 4**  
**2018 Local Government Lobbying Expenditures**  
**Employee and Contract Lobbyists**

Name of Entity Contract or Employee Lobbyists	Amount of Contract & Expenses	Salary & Benefits Related to Lobbying**	Employee Expenses Related to Lobbying	All Other Costs*	Total** Lobbying Expenditures
<b>South Central Minnesota Emergency Medical Services Joint Powers</b>					
Larkin Hoffman Daly and Lindgren, Ltd.	3,500	---	---	---	3,500
<b>Total</b>	<b>\$3,500</b>	<b>\$---</b>	<b>\$---</b>	<b>\$---</b>	<b>\$3,500</b>
<b>South Central Service Cooperative</b>					
Capitol Hill Associates	9,157	---	---	---	9,157
National Strategies	6,056	---	---	---	6,056
<b>Total</b>	<b>\$15,213</b>	<b>\$---</b>	<b>\$---</b>	<b>\$---</b>	<b>\$15,213</b>
<b>Southeast Service Cooperative</b>					
Capitol Hill Associates	8,646	---	---	---	8,646
National Strategies	7,668	---	---	---	7,668
<b>Total</b>	<b>\$16,314</b>	<b>\$---</b>	<b>\$---</b>	<b>\$---</b>	<b>\$16,314</b>
<b>Southeastern Minnesota Emergency Medical Services Joint Powers Board</b>					
Larkin Hoffman Daly and Lindgren, Ltd.	3,500	---	---	---	3,500
<b>Total</b>	<b>\$3,500</b>	<b>\$---</b>	<b>\$---</b>	<b>\$---</b>	<b>\$3,500</b>
<b>Southern Minnesota Municipal Power Agency</b>					
McGrann, Shea, Anderson, Carnival, Straughn, & Lamb***	48,385	---	---	---	48,385
Christopher Schoenherr	---	59,962	3,039	---	63,001
<b>Total</b>	<b>\$48,385</b>	<b>\$59,962</b>	<b>\$3,039</b>	<b>\$---</b>	<b>\$111,386</b>
<b>Southwest - West Central Service Cooperative</b>					
Capitol Hill Associates	10,240	---	---	---	10,240
National Strategies	9,112	---	---	---	9,112
<b>Total</b>	<b>\$19,352</b>	<b>\$---</b>	<b>\$---</b>	<b>\$---</b>	<b>\$19,352</b>
<b>Stearns County</b>					
David Turch and Associates	48,000	---	---	---	48,000
<b>Total</b>	<b>\$48,000</b>	<b>\$---</b>	<b>\$---</b>	<b>\$---</b>	<b>\$48,000</b>
<b>Three Rivers Park District</b>					
Larkin Hoffman Daly and Lindgren, Ltd.	40,396	---	---	---	40,396
<b>Total</b>	<b>\$40,396</b>	<b>\$---</b>	<b>\$---</b>	<b>\$---</b>	<b>\$40,396</b>
<b>Virginia Housing and Redevelopment Authority</b>					
Fryberger, Buchanan, Smith, and Frederick	4,434	---	---	---	4,434
<b>Total</b>	<b>\$4,434</b>	<b>\$---</b>	<b>\$---</b>	<b>\$---</b>	<b>\$4,434</b>
<b>Washington County</b>					
Administrative/Overhead Costs	---	---	---	1,800	1,800
John Kaul	26,300	---	---	---	26,300
<b>Total</b>	<b>\$26,300</b>	<b>\$---</b>	<b>\$---</b>	<b>\$1,800</b>	<b>\$28,100</b>

\*Includes costs related to the furtherance of the lobbying effort such as, overhead, administration, research, analysis, and communication.

\*\*Totals may not equal the summed individual entries due to rounding.

\*\*\*Formal name is "McGrann, Shea, Anderson, Carnival, Straughn, and Lamb, Chartered".

**Table 4**  
**2018 Local Government Lobbying Expenditures**  
**Employee and Contract Lobbyists**

Name of Entity Contract or Employee Lobbyists	Amount of Contract & Expenses	Salary & Benefits Related to Lobbying**	Employee Expenses Related to Lobbying	All Other Costs*	Total** Lobbying Expenditures
<b>Watonwan County</b>					
Daniel Larson	2,300	---	---	---	2,300
<b>Total</b>	<b>\$2,300</b>	<b>\$---</b>	<b>\$---</b>	<b>\$---</b>	<b>\$2,300</b>
<b>West Central Minnesota Emergency Medical Services Corporation</b>					
Larkin Hoffman Daly and Lindgren, Ltd.	3,500	---	---	---	3,500
<b>Total</b>	<b>\$3,500</b>	<b>\$---</b>	<b>\$---</b>	<b>\$---</b>	<b>\$3,500</b>
<b>Western Lake Superior Sanitary District</b>					
Faegre Baker Daniels, LLP	48,000	---	---	---	48,000
<b>Total</b>	<b>\$48,000</b>	<b>\$---</b>	<b>\$---</b>	<b>\$---</b>	<b>\$48,000</b>
<b>Wright County</b>					
Flaherty and Hood, P.A.	1,666	---	---	---	1,666
<b>Total</b>	<b>\$1,666</b>	<b>\$---</b>	<b>\$---</b>	<b>\$---</b>	<b>\$1,666</b>
<b>Total for All Entities</b>	<b>\$3,468,399</b>	<b>\$1,000,168</b>	<b>\$25,776</b>	<b>\$71,011</b>	<b>\$4,565,354</b>

\*Includes costs related to the furtherance of the lobbying effort such as, overhead, administration, research, analysis, and communication.

\*\*Totals may not equal the summed individual entries due to rounding.

\*\*\*Formal name is "McGrann, Shea, Anderson, Carnival, Straughn, and Lamb, Chartered".

**Table 5**  
**2018 Lobbying Expenditures Paid With Association Dues**  
**Listed by Entity**

Name of Entity (County) Association Name	Total Local Government Dues	Proportion of Dues Used for Lobbying	Total Dues Used for Lobbying
<b>Aastad Township (Otter Tail)</b>			
Minnesota Association of Townships	332	5.5%	18
<b>Total for Entity</b>	<b>\$332</b>		<b>\$18</b>
<b>Acoma Township (McLeod)</b>			
Minnesota Association of Townships	768	5.5%	42
<b>Total for Entity</b>	<b>\$768</b>		<b>\$42</b>
<b>Acton Township (Meeker)</b>			
Minnesota Association of Townships	458	5.5%	25
<b>Total for Entity</b>	<b>\$458</b>		<b>\$25</b>
<b>Adams Township (Mower)</b>			
Minnesota Association of Townships	483	5.5%	27
<b>Total for Entity</b>	<b>\$483</b>		<b>\$27</b>
<b>Adrian Township (Watonwan)</b>			
Minnesota Association of Townships	312	5.5%	17
<b>Total for Entity</b>	<b>\$312</b>		<b>\$17</b>
<b>Aetna Township (Pipestone)</b>			
Minnesota Association of Townships	332	5.5%	18
<b>Total for Entity</b>	<b>\$332</b>		<b>\$18</b>
<b>Agassiz Township (Lac qui Parle)</b>			
Minnesota Association of Townships	299	5.5%	16
<b>Total for Entity</b>	<b>\$299</b>		<b>\$16</b>
<b>Agder Township (Marshall)</b>			
Minnesota Association of Townships	306	5.5%	17
<b>Total for Entity</b>	<b>\$306</b>		<b>\$17</b>
<b>Agram Township (Morrison)</b>			
Minnesota Association of Townships	526	5.5%	29
<b>Total for Entity</b>	<b>\$526</b>		<b>\$29</b>

**Table 5**  
**2018 Lobbying Expenditures Paid With Association Dues**  
**Listed by Entity**

Name of Entity (County) Association Name	Total Local Government Dues	Proportion of Dues Used for Lobbying	Total Dues Used for Lobbying
<b>Aitkin County</b>			
Arrowhead Counties Association	2,750	60.0%	1,650
Association of Minnesota Counties	9,893	13.0%	1,286
Greater Minnesota Parks and Trails	225	53.4%	120
Minnesota Rural Counties Caucus	2,300	50.0%	1,150
<b>Total for Entity</b>	<b>\$15,168</b>		<b>\$4,206</b>
<b>Aitkin County Soil and Water Conservation District</b>			
Minnesota Association of Soil and Water Conservation Districts	3,044	4.5%	137
<b>Total for Entity</b>	<b>\$3,044</b>		<b>\$137</b>
<b>Aitkin Township (Aitkin)</b>			
Minnesota Association of Townships	605	5.5%	33
<b>Total for Entity</b>	<b>\$605</b>		<b>\$33</b>
<b>Akeley Township (Hubbard)</b>			
Minnesota Association of Townships	520	5.5%	29
<b>Total for Entity</b>	<b>\$520</b>		<b>\$29</b>
<b>Akron Township (Big Stone)</b>			
Minnesota Association of Townships	319	5.5%	18
<b>Total for Entity</b>	<b>\$319</b>		<b>\$18</b>
<b>Akron Township (Wilkin)</b>			
Minnesota Association of Townships	308	5.5%	17
<b>Total for Entity</b>	<b>\$308</b>		<b>\$17</b>
<b>Alango Township (Saint Louis)</b>			
Minnesota Association of Townships	346	5.5%	19
<b>Total for Entity</b>	<b>\$346</b>		<b>\$19</b>
<b>Alaska Township (Beltrami)</b>			
Minnesota Association of Townships	342	5.5%	19
<b>Total for Entity</b>	<b>\$342</b>		<b>\$19</b>
<b>Alba Township (Jackson)</b>			
Minnesota Association of Townships	318	5.5%	17
<b>Total for Entity</b>	<b>\$318</b>		<b>\$17</b>

**Table 5**  
**2018 Lobbying Expenditures Paid With Association Dues**  
**Listed by Entity**

Name of Entity (County) Association Name	Total Local Government Dues	Proportion of Dues Used for Lobbying	Total Dues Used for Lobbying
<b>Albany Township (Stearns)</b>			
Minnesota Association of Townships	743	5.5%	41
<b>Total for Entity</b>	<b>\$743</b>		<b>\$41</b>
<b>Albert Lea Housing and Redevelopment Authority</b>			
Greater Minnesota Partnership	2,500	55.6%	1,390
<b>Total for Entity</b>	<b>\$2,500</b>		<b>\$1,390</b>
<b>Albert Lea Township (Freeborn)</b>			
League of Minnesota Cities	785	10.0%	78
Minnesota Association of Townships	540	5.5%	30
<b>Total for Entity</b>	<b>\$1,325</b>		<b>\$108</b>
<b>Alberta Township (Benton)</b>			
Minnesota Association of Townships	615	5.5%	34
<b>Total for Entity</b>	<b>\$615</b>		<b>\$34</b>
<b>Albin Township (Brown)</b>			
Minnesota Association of Townships	445	5.5%	24
<b>Total for Entity</b>	<b>\$445</b>		<b>\$24</b>
<b>Albion Township (Wright)</b>			
Minnesota Association of Townships	831	5.5%	46
<b>Total for Entity</b>	<b>\$831</b>		<b>\$46</b>
<b>Alborn Township (Saint Louis)</b>			
Minnesota Association of Townships	487	5.5%	27
<b>Total for Entity</b>	<b>\$487</b>		<b>\$27</b>
<b>Alden Township (Freeborn)</b>			
Minnesota Association of Townships	432	5.5%	24
<b>Total for Entity</b>	<b>\$432</b>		<b>\$24</b>
<b>Alden Township (Saint Louis)</b>			
Minnesota Association of Townships	338	5.5%	19
<b>Total for Entity</b>	<b>\$338</b>		<b>\$19</b>
<b>Aldrich Township (Wadena)</b>			
Minnesota Association of Townships	473	5.5%	26
<b>Total for Entity</b>	<b>\$473</b>		<b>\$26</b>

**Table 5**  
**2018 Lobbying Expenditures Paid With Association Dues**  
**Listed by Entity**

Name of Entity (County) Association Name	Total Local Government Dues	Proportion of Dues Used for Lobbying	Total Dues Used for Lobbying
<b>Alexandria Area Economic Development Commission</b>			
Greater Minnesota Partnership	1,500	55.6%	834
<b>Total for Entity</b>	<b>\$1,500</b>		<b>\$834</b>
<b>Alexandria Lake Area Sanitary District</b>			
League of Minnesota Cities	1,878	10.0%	188
Minnesota Environmental Science and Economic Review Board	8,831	9.1%	804
<b>Total for Entity</b>	<b>\$10,709</b>		<b>\$992</b>
<b>Alexandria Township (Douglas)</b>			
Minnesota Association of Townships	1,302	5.5%	72
<b>Total for Entity</b>	<b>\$1,302</b>		<b>\$72</b>
<b>Alfsborg Township (Sibley)</b>			
Minnesota Association of Townships	442	5.5%	24
<b>Total for Entity</b>	<b>\$442</b>		<b>\$24</b>
<b>Alliance Township (Clay)</b>			
Minnesota Association of Townships	344	5.5%	19
<b>Total for Entity</b>	<b>\$344</b>		<b>\$19</b>
<b>Alma Township (Marshall)</b>			
Minnesota Association of Townships	294	5.5%	16
<b>Total for Entity</b>	<b>\$294</b>		<b>\$16</b>
<b>Almond Township (Big Stone)</b>			
Minnesota Association of Townships	301	5.5%	17
<b>Total for Entity</b>	<b>\$301</b>		<b>\$17</b>
<b>Alta Vista Township (Lincoln)</b>			
Minnesota Association of Townships	325	5.5%	18
<b>Total for Entity</b>	<b>\$325</b>		<b>\$18</b>
<b>Alton Township (Waseca)</b>			
Minnesota Association of Townships	476	5.5%	26
<b>Total for Entity</b>	<b>\$476</b>		<b>\$26</b>
<b>Altona Township (Pipestone)</b>			
Minnesota Association of Townships	315	5.5%	17
<b>Total for Entity</b>	<b>\$315</b>		<b>\$17</b>

**Table 5**  
**2018 Lobbying Expenditures Paid With Association Dues**  
**Listed by Entity**

Name of Entity (County) Association Name	Total Local Government Dues	Proportion of Dues Used for Lobbying	Total Dues Used for Lobbying
<b>Alvwood Township (Itasca)</b>			
Minnesota Association of Townships	282	5.5%	16
<b>Total for Entity</b>	<b>\$282</b>		<b>\$16</b>
<b>Amador Township (Chisago)</b>			
Minnesota Association of Townships	626	5.5%	34
<b>Total for Entity</b>	<b>\$626</b>		<b>\$34</b>
<b>Amboy Township (Cottonwood)</b>			
Minnesota Association of Townships	319	5.5%	18
<b>Total for Entity</b>	<b>\$319</b>		<b>\$18</b>
<b>Amherst Township (Fillmore)</b>			
Minnesota Association of Townships	463	5.5%	25
<b>Total for Entity</b>	<b>\$463</b>		<b>\$25</b>
<b>Amiret Township (Lyon)</b>			
Minnesota Association of Townships	344	5.5%	19
<b>Total for Entity</b>	<b>\$344</b>		<b>\$19</b>
<b>Amo Township (Cottonwood)</b>			
Minnesota Association of Townships	311	5.5%	17
<b>Total for Entity</b>	<b>\$311</b>		<b>\$17</b>
<b>Amor Township (Otter Tail)</b>			
Minnesota Association of Townships	484	5.5%	27
<b>Total for Entity</b>	<b>\$484</b>		<b>\$27</b>
<b>Andover Township (Polk)</b>			
Minnesota Association of Townships	307	5.5%	17
<b>Total for Entity</b>	<b>\$307</b>		<b>\$17</b>
<b>Andrea Township (Wilkin)</b>			
Minnesota Association of Townships	293	5.5%	16
<b>Total for Entity</b>	<b>\$293</b>		<b>\$16</b>
<b>Angora Township (Saint Louis)</b>			
Minnesota Association of Townships	345	5.5%	19
<b>Total for Entity</b>	<b>\$345</b>		<b>\$19</b>

**Table 5**  
**2018 Lobbying Expenditures Paid With Association Dues**  
**Listed by Entity**

Name of Entity (County) Association Name	Total Local Government Dues	Proportion of Dues Used for Lobbying	Total Dues Used for Lobbying
<b>Angus Township (Polk)</b>			
Minnesota Association of Townships	292	5.5%	16
<b>Total for Entity</b>	<b>\$292</b>		<b>\$16</b>
<b>Ann Lake Township (Kanabec)</b>			
Minnesota Association of Townships	480	5.5%	26
<b>Total for Entity</b>	<b>\$480</b>		<b>\$26</b>
<b>Ann Township (Cottonwood)</b>			
Minnesota Association of Townships	321	5.5%	18
<b>Total for Entity</b>	<b>\$321</b>		<b>\$18</b>
<b>Anoka County</b>			
Association of Minnesota Counties	49,651	13.0%	6,455
<b>Total for Entity</b>	<b>\$49,651</b>		<b>\$6,455</b>
<b>Anoka Housing and Redevelopment Authority</b>			
League of Minnesota Cities	1,878	10.0%	188
<b>Total for Entity</b>	<b>\$1,878</b>		<b>\$188</b>
<b>Anoka Soil and Water Conservation District</b>			
League of Minnesota Cities	1,878	10.0%	188
Minnesota Association of Soil and Water Conservation Districts	4,690	4.5%	211
<b>Total for Entity</b>	<b>\$6,568</b>		<b>\$399</b>
<b>Ansel Township (Cass)</b>			
Minnesota Association of Townships	301	5.5%	17
<b>Total for Entity</b>	<b>\$301</b>		<b>\$17</b>
<b>Anthony Township (Norman)</b>			
Minnesota Association of Townships	286	5.5%	16
<b>Total for Entity</b>	<b>\$286</b>		<b>\$16</b>
<b>Antrim Township (Watonwan)</b>			
Minnesota Association of Townships	342	5.5%	19
<b>Total for Entity</b>	<b>\$342</b>		<b>\$19</b>
<b>Appleton Township (Swift)</b>			
Minnesota Association of Townships	335	5.5%	18
<b>Total for Entity</b>	<b>\$335</b>		<b>\$18</b>



**Table 5**  
**2018 Lobbying Expenditures Paid With Association Dues**  
**Listed by Entity**

Name of Entity (County) Association Name	Total Local Government Dues	Proportion of Dues Used for Lobbying	Total Dues Used for Lobbying
<b>Arago Township (Hubbard)</b>			
Minnesota Association of Townships	537	5.5%	30
<b>Total for Entity</b>	<b>\$537</b>		<b>\$30</b>
<b>Arbo Township (Itasca)</b>			
Minnesota Association of Townships	616	5.5%	34
<b>Total for Entity</b>	<b>\$616</b>		<b>\$34</b>
<b>Arctander Township (Kandiyohi)</b>			
Minnesota Association of Townships	454	5.5%	25
<b>Total for Entity</b>	<b>\$454</b>		<b>\$25</b>
<b>Ardenhurst Township (Itasca)</b>			
Minnesota Association of Townships	322	5.5%	18
<b>Total for Entity</b>	<b>\$322</b>		<b>\$18</b>
<b>Area Special Education Cooperative - #997</b>			
Minnesota Rural Education Association	600	42.6%	256
<b>Total for Entity</b>	<b>\$600</b>		<b>\$256</b>
<b>Arena Township (Lac qui Parle)</b>			
Minnesota Association of Townships	306	5.5%	17
<b>Total for Entity</b>	<b>\$306</b>		<b>\$17</b>
<b>Arendahl Township (Fillmore)</b>			
Minnesota Association of Townships	447	5.5%	25
<b>Total for Entity</b>	<b>\$447</b>		<b>\$25</b>
<b>Arlington Township (Sibley)</b>			
Minnesota Association of Townships	506	5.5%	28
<b>Total for Entity</b>	<b>\$506</b>		<b>\$28</b>
<b>Arlone Township (Pine)</b>			
Minnesota Association of Townships	444	5.5%	24
<b>Total for Entity</b>	<b>\$444</b>		<b>\$24</b>
<b>Arna Township (Pine)</b>			
Minnesota Association of Townships	307	5.5%	17
<b>Total for Entity</b>	<b>\$307</b>		<b>\$17</b>

**Table 5**  
**2018 Lobbying Expenditures Paid With Association Dues**  
**Listed by Entity**

Name of Entity (County) Association Name	Total Local Government Dues	Proportion of Dues Used for Lobbying	Total Dues Used for Lobbying
<b>Arrowhead Township (Saint Louis)</b>			
Minnesota Association of Townships	335	5.5%	18
<b>Total for Entity</b>	<b>\$335</b>		<b>\$18</b>
<b>Arthur Township (Kanabec)</b>			
Minnesota Association of Townships	991	5.5%	55
<b>Total for Entity</b>	<b>\$991</b>		<b>\$55</b>
<b>Arthur Township (Traverse)</b>			
Minnesota Association of Townships	292	5.5%	16
<b>Total for Entity</b>	<b>\$292</b>		<b>\$16</b>
<b>Artichoke Township (Big Stone)</b>			
Minnesota Association of Townships	295	5.5%	16
<b>Total for Entity</b>	<b>\$295</b>		<b>\$16</b>
<b>Arveson Township (Kittson)</b>			
Minnesota Association of Townships	302	5.5%	17
<b>Total for Entity</b>	<b>\$302</b>		<b>\$17</b>
<b>Ash Lake Township (Lincoln)</b>			
Minnesota Association of Townships	317	5.5%	17
<b>Total for Entity</b>	<b>\$317</b>		<b>\$17</b>
<b>Ashland Township (Dodge)</b>			
Minnesota Association of Townships	436	5.5%	24
<b>Total for Entity</b>	<b>\$436</b>		<b>\$24</b>
<b>Ashley Township (Stearns)</b>			
Minnesota Association of Townships	431	5.5%	24
<b>Total for Entity</b>	<b>\$431</b>		<b>\$24</b>
<b>Athens Township (Isanti)</b>			
Minnesota Association of Townships	1,104	5.5%	61
<b>Total for Entity</b>	<b>\$1,104</b>		<b>\$61</b>
<b>Atherton Township (Wilkin)</b>			
Minnesota Association of Townships	320	5.5%	18
<b>Total for Entity</b>	<b>\$320</b>		<b>\$18</b>

**Table 5**  
**2018 Lobbying Expenditures Paid With Association Dues**  
**Listed by Entity**

Name of Entity (County) Association Name	Total Local Government Dues	Proportion of Dues Used for Lobbying	Total Dues Used for Lobbying
<b>Atkinson Township (Carlton)</b>			
Minnesota Association of Townships	474	5.5%	26
<b>Total for Entity</b>	<b>\$474</b>		<b>\$26</b>
<b>Atlanta Township (Becker)</b>			
Minnesota Association of Townships	308	5.5%	17
<b>Total for Entity</b>	<b>\$308</b>		<b>\$17</b>
<b>Audubon Township (Becker)</b>			
Minnesota Association of Townships	529	5.5%	29
<b>Total for Entity</b>	<b>\$529</b>		<b>\$29</b>
<b>Augsburg Township (Marshall)</b>			
Minnesota Association of Townships	290	5.5%	16
<b>Total for Entity</b>	<b>\$290</b>		<b>\$16</b>
<b>Augusta Township (Lac qui Parle)</b>			
Minnesota Association of Townships	299	5.5%	16
<b>Total for Entity</b>	<b>\$299</b>		<b>\$16</b>
<b>Ault Township (Saint Louis)</b>			
Minnesota Association of Townships	306	5.5%	17
<b>Total for Entity</b>	<b>\$306</b>		<b>\$17</b>
<b>Aurdal Township (Otter Tail)</b>			
Minnesota Association of Townships	885	5.5%	49
<b>Total for Entity</b>	<b>\$885</b>		<b>\$49</b>
<b>Aurora Township (Steele)</b>			
Minnesota Association of Townships	519	5.5%	29
<b>Total for Entity</b>	<b>\$519</b>		<b>\$29</b>
<b>Austin Housing and Redevelopment Authority</b>			
Greater Minnesota Partnership	1,000	55.6%	556
<b>Total for Entity</b>	<b>\$1,000</b>		<b>\$556</b>
<b>Austin Township (Mower)</b>			
Minnesota Association of Townships	607	5.5%	33
<b>Total for Entity</b>	<b>\$607</b>		<b>\$33</b>

**Table 5**  
**2018 Lobbying Expenditures Paid With Association Dues**  
**Listed by Entity**

Name of Entity (County) Association Name	Total Local Government Dues	Proportion of Dues Used for Lobbying	Total Dues Used for Lobbying
<b>Automba Township (Carlton)</b>			
Minnesota Association of Townships	317	5.5%	17
<b>Total for Entity</b>	<b>\$317</b>		<b>\$17</b>
<b>Avon Township (Stearns)</b>			
Minnesota Association of Townships	1,144	5.5%	63
<b>Total for Entity</b>	<b>\$1,144</b>		<b>\$63</b>
<b>Badger Township (Polk)</b>			
Minnesota Association of Townships	306	5.5%	17
<b>Total for Entity</b>	<b>\$306</b>		<b>\$17</b>
<b>Badoura Township (Hubbard)</b>			
Minnesota Association of Townships	313	5.5%	17
<b>Total for Entity</b>	<b>\$313</b>		<b>\$17</b>
<b>Baker Township (Stevens)</b>			
Minnesota Association of Townships	304	5.5%	17
<b>Total for Entity</b>	<b>\$304</b>		<b>\$17</b>
<b>Baldwin Township (Sherburne)</b>			
Minnesota Association of Townships	2,630	5.5%	145
<b>Total for Entity</b>	<b>\$2,630</b>		<b>\$145</b>
<b>Balkan Township (Saint Louis)</b>			
Minnesota Association of Townships	607	5.5%	33
<b>Total for Entity</b>	<b>\$607</b>		<b>\$33</b>
<b>Ball Bluff Township (Aitkin)</b>			
Minnesota Association of Townships	422	5.5%	23
<b>Total for Entity</b>	<b>\$422</b>		<b>\$23</b>
<b>Balsam Township (Aitkin)</b>			
Minnesota Association of Townships	283	5.5%	16
<b>Total for Entity</b>	<b>\$283</b>		<b>\$16</b>
<b>Balsam Township (Itasca)</b>			
Minnesota Association of Townships	515	5.5%	28
<b>Total for Entity</b>	<b>\$515</b>		<b>\$28</b>

**Table 5**  
**2018 Lobbying Expenditures Paid With Association Dues**  
**Listed by Entity**

Name of Entity (County) Association Name	Total Local Government Dues	Proportion of Dues Used for Lobbying	Total Dues Used for Lobbying
<b>Bancroft Township (Freeborn)</b>			
Minnesota Association of Townships	637	5.5%	35
<b>Total for Entity</b>	<b>\$637</b>		<b>\$35</b>
<b>Bandon Township (Renville)</b>			
Minnesota Association of Townships	318	5.5%	17
<b>Total for Entity</b>	<b>\$318</b>		<b>\$17</b>
<b>Bangor Township (Pope)</b>			
Minnesota Association of Townships	331	5.5%	18
<b>Total for Entity</b>	<b>\$331</b>		<b>\$18</b>
<b>Banning Junction Area Water and Sanitary Sewer District</b>			
League of Minnesota Cities	1,878	10.0%	188
<b>Total for Entity</b>	<b>\$1,878</b>		<b>\$188</b>
<b>Barber Township (Faribault)</b>			
Minnesota Association of Townships	344	5.5%	19
<b>Total for Entity</b>	<b>\$344</b>		<b>\$19</b>
<b>Barclay Township (Cass)</b>			
Minnesota Association of Townships	518	5.5%	28
<b>Total for Entity</b>	<b>\$518</b>		<b>\$28</b>
<b>Barnesville Housing and Redevelopment Authority</b>			
Greater Minnesota Partnership	500	55.6%	278
<b>Total for Entity</b>	<b>\$500</b>		<b>\$278</b>
<b>Barnesville Township (Clay)</b>			
Minnesota Association of Townships	317	5.5%	17
<b>Total for Entity</b>	<b>\$317</b>		<b>\$17</b>
<b>Barnett Township (Roseau)</b>			
Minnesota Association of Townships	311	5.5%	17
<b>Total for Entity</b>	<b>\$311</b>		<b>\$17</b>
<b>Barnum Township (Carlton)</b>			
Minnesota Association of Townships	750	5.5%	41
<b>Total for Entity</b>	<b>\$750</b>		<b>\$41</b>

**Table 5**  
**2018 Lobbying Expenditures Paid With Association Dues**  
**Listed by Entity**

Name of Entity (County) Association Name	Total Local Government Dues	Proportion of Dues Used for Lobbying	Total Dues Used for Lobbying
<b>Barry Township (Pine)</b>			
Minnesota Association of Townships	516	5.5%	28
<b>Total for Entity</b>	<b>\$516</b>		<b>\$28</b>
<b>Barsness Township (Pope)</b>			
Minnesota Association of Townships	315	5.5%	17
<b>Total for Entity</b>	<b>\$315</b>		<b>\$17</b>
<b>Bartlett Township (Todd)</b>			
Minnesota Association of Townships	480	5.5%	26
<b>Total for Entity</b>	<b>\$480</b>		<b>\$26</b>
<b>Barto Township (Roseau)</b>			
Minnesota Association of Townships	311	5.5%	17
<b>Total for Entity</b>	<b>\$311</b>		<b>\$17</b>
<b>Bashaw Township (Brown)</b>			
Minnesota Association of Townships	342	5.5%	19
<b>Total for Entity</b>	<b>\$342</b>		<b>\$19</b>
<b>Bassett Township (Saint Louis)</b>			
Minnesota Association of Townships	284	5.5%	16
<b>Total for Entity</b>	<b>\$284</b>		<b>\$16</b>
<b>Bath Township (Freeborn)</b>			
Minnesota Association of Townships	471	5.5%	26
<b>Total for Entity</b>	<b>\$471</b>		<b>\$26</b>
<b>Battle Plain Township (Rock)</b>			
Minnesota Association of Townships	330	5.5%	18
<b>Total for Entity</b>	<b>\$330</b>		<b>\$18</b>
<b>Baxter Township (Lac qui Parle)</b>			
Minnesota Association of Townships	330	5.5%	18
<b>Total for Entity</b>	<b>\$330</b>		<b>\$18</b>
<b>Bay Lake Township (Crow Wing)</b>			
Minnesota Association of Townships	636	5.5%	35
<b>Total for Entity</b>	<b>\$636</b>		<b>\$35</b>

**Table 5**  
**2018 Lobbying Expenditures Paid With Association Dues**  
**Listed by Entity**

Name of Entity (County) Association Name	Total Local Government Dues	Proportion of Dues Used for Lobbying	Total Dues Used for Lobbying
<b>Baytown Township (Washington)</b>			
Minnesota Association of Townships	996	5.5%	55
<b>Total for Entity</b>	<b>\$996</b>		<b>\$55</b>
<b>Bear Creek Township (Clearwater)</b>			
Minnesota Association of Townships	306	5.5%	17
<b>Total for Entity</b>	<b>\$306</b>		<b>\$17</b>
<b>Bear Park Township (Norman)</b>			
Minnesota Association of Townships	328	5.5%	18
<b>Total for Entity</b>	<b>\$328</b>		<b>\$18</b>
<b>Bearville Township (Itasca)</b>			
Minnesota Association of Townships	334	5.5%	18
<b>Total for Entity</b>	<b>\$334</b>		<b>\$18</b>
<b>Beatty Township (Saint Louis)</b>			
Minnesota Association of Townships	451	5.5%	25
<b>Total for Entity</b>	<b>\$451</b>		<b>\$25</b>
<b>Beauford Township (Blue Earth)</b>			
Minnesota Association of Townships	463	5.5%	25
<b>Total for Entity</b>	<b>\$463</b>		<b>\$25</b>
<b>Beaulieu Township (Mahnomen)</b>			
Minnesota Association of Townships	303	5.5%	17
<b>Total for Entity</b>	<b>\$303</b>		<b>\$17</b>
<b>Beaver Bay Township (Lake)</b>			
Minnesota Association of Townships	497	5.5%	27
<b>Total for Entity</b>	<b>\$497</b>		<b>\$27</b>
<b>Beaver Creek Township (Rock)</b>			
Minnesota Association of Townships	462	5.5%	25
<b>Total for Entity</b>	<b>\$462</b>		<b>\$25</b>
<b>Beaver Falls Township (Renville)</b>			
Minnesota Association of Townships	328	5.5%	18
<b>Total for Entity</b>	<b>\$328</b>		<b>\$18</b>

**Table 5**  
**2018 Lobbying Expenditures Paid With Association Dues**  
**Listed by Entity**

Name of Entity (County) Association Name	Total Local Government Dues	Proportion of Dues Used for Lobbying	Total Dues Used for Lobbying
<b>Beaver Township (Aitkin)</b>			
Minnesota Association of Townships	284	5.5%	16
<b>Total for Entity</b>	<b>\$284</b>		<b>\$16</b>
<b>Beaver Township (Fillmore)</b>			
Minnesota Association of Townships	346	5.5%	19
<b>Total for Entity</b>	<b>\$346</b>		<b>\$19</b>
<b>Beaver Township (Roseau)</b>			
Minnesota Association of Townships	301	5.5%	17
<b>Total for Entity</b>	<b>\$301</b>		<b>\$17</b>
<b>Becker County</b>			
Association of Minnesota Counties	14,896	13.0%	1,936
Greater Minnesota Parks and Trails	300	53.4%	160
Minnesota Rural Counties Caucus	2,700	50.0%	1,350
<b>Total for Entity</b>	<b>\$17,896</b>		<b>\$3,446</b>
<b>Becker Soil and Water Conservation District</b>			
Minnesota Association of Soil and Water Conservation Districts	3,729	4.5%	168
<b>Total for Entity</b>	<b>\$3,729</b>		<b>\$168</b>
<b>Becker Township (Cass)</b>			
Minnesota Association of Townships	505	5.5%	28
<b>Total for Entity</b>	<b>\$505</b>		<b>\$28</b>
<b>Becker Township (Sherburne)</b>			
Minnesota Association of Townships	2,132	5.5%	117
<b>Total for Entity</b>	<b>\$2,132</b>		<b>\$117</b>
<b>Bejou Township (Mahnommen)</b>			
Minnesota Association of Townships	295	5.5%	16
<b>Total for Entity</b>	<b>\$295</b>		<b>\$16</b>
<b>Belfast Township (Murray)</b>			
Minnesota Association of Townships	325	5.5%	18
<b>Total for Entity</b>	<b>\$325</b>		<b>\$18</b>



**Table 5**  
**2018 Lobbying Expenditures Paid With Association Dues**  
**Listed by Entity**

Name of Entity (County) Association Name	Total Local Government Dues	Proportion of Dues Used for Lobbying	Total Dues Used for Lobbying
<b>Belgium Township (Polk)</b>			
Minnesota Association of Townships	295	5.5%	16
<b>Total for Entity</b>	<b>\$295</b>		<b>\$16</b>
<b>Belgrade Township (Nicollet)</b>			
Minnesota Association of Townships	743	5.5%	41
<b>Total for Entity</b>	<b>\$743</b>		<b>\$41</b>
<b>Belle Creek Township (Goodhue)</b>			
Minnesota Association of Townships	503	5.5%	28
<b>Total for Entity</b>	<b>\$503</b>		<b>\$28</b>
<b>Belle Plaine Township (Scott)</b>			
Minnesota Association of Townships	639	5.5%	35
<b>Total for Entity</b>	<b>\$639</b>		<b>\$35</b>
<b>Belle Prairie Township (Morrison)</b>			
Minnesota Association of Townships	525	5.5%	29
<b>Total for Entity</b>	<b>\$525</b>		<b>\$29</b>
<b>Belle River Township (Douglas)</b>			
Minnesota Association of Townships	453	5.5%	25
<b>Total for Entity</b>	<b>\$453</b>		<b>\$25</b>
<b>Bellevue Township (Morrison)</b>			
Minnesota Association of Townships	759	5.5%	42
<b>Total for Entity</b>	<b>\$759</b>		<b>\$42</b>
<b>Belmont Township (Jackson)</b>			
Minnesota Association of Townships	335	5.5%	18
<b>Total for Entity</b>	<b>\$335</b>		<b>\$18</b>
<b>Beltrami County</b>			
Association of Minnesota Counties	17,096	13.0%	2,222
Greater Minnesota Parks and Trails	300	53.4%	160
<b>Total for Entity</b>	<b>\$17,396</b>		<b>\$2,382</b>
<b>Beltrami Soil and Water Conservation District</b>			
Minnesota Association of Soil and Water Conservation Districts	4,030	4.5%	181
<b>Total for Entity</b>	<b>\$4,030</b>		<b>\$181</b>

**Table 5**  
**2018 Lobbying Expenditures Paid With Association Dues**  
**Listed by Entity**

Name of Entity (County) Association Name	Total Local Government Dues	Proportion of Dues Used for Lobbying	Total Dues Used for Lobbying
<b>Belvidere Township (Goodhue)</b>			
Minnesota Association of Townships	489	5.5%	27
<b>Total for Entity</b>	<b>\$489</b>		<b>\$27</b>
<b>Bemidji Regional Interdistrict Council Special Education Cooperative - #998</b>			
Minnesota Rural Education Association	600	42.6%	256
<b>Total for Entity</b>	<b>\$600</b>		<b>\$256</b>
<b>Bemidji Township (Beltrami)</b>			
Minnesota Association of Townships	1,411	5.5%	78
<b>Total for Entity</b>	<b>\$1,411</b>		<b>\$78</b>
<b>Ben Wade Township (Pope)</b>			
Minnesota Association of Townships	423	5.5%	23
<b>Total for Entity</b>	<b>\$423</b>		<b>\$23</b>
<b>Bennington Township (Mower)</b>			
Minnesota Association of Townships	322	5.5%	18
<b>Total for Entity</b>	<b>\$322</b>		<b>\$18</b>
<b>Benson Township (Swift)</b>			
Minnesota Association of Townships	440	5.5%	24
<b>Total for Entity</b>	<b>\$440</b>		<b>\$24</b>
<b>Benton County</b>			
Association of Minnesota Counties	15,388	13.0%	2,000
Minnesota Inter-County Association	10,178	23.6%	2,402
<b>Total for Entity</b>	<b>\$25,566</b>		<b>\$4,402</b>
<b>Benton Soil and Water Conservation District</b>			
Minnesota Association of Soil and Water Conservation Districts	3,797	4.5%	171
<b>Total for Entity</b>	<b>\$3,797</b>		<b>\$171</b>
<b>Benton Township (Carver)</b>			
Minnesota Association of Townships	589	5.5%	32
<b>Total for Entity</b>	<b>\$589</b>		<b>\$32</b>
<b>Benville Township (Beltrami)</b>			
Minnesota Association of Townships	299	5.5%	16
<b>Total for Entity</b>	<b>\$299</b>		<b>\$16</b>

**Table 5**  
**2018 Lobbying Expenditures Paid With Association Dues**  
**Listed by Entity**

Name of Entity (County) Association Name	Total Local Government Dues	Proportion of Dues Used for Lobbying	Total Dues Used for Lobbying
<b>Bergen Township (McLeod)</b>			
Minnesota Association of Townships	643	5.5%	35
<b>Total for Entity</b>	<b>\$643</b>		<b>\$35</b>
<b>Berlin Township (Steele)</b>			
Minnesota Association of Townships	515	5.5%	28
<b>Total for Entity</b>	<b>\$515</b>		<b>\$28</b>
<b>Bernadotte Township (Nicollet)</b>			
Minnesota Association of Townships	424	5.5%	23
<b>Total for Entity</b>	<b>\$424</b>		<b>\$23</b>
<b>Bertha Township (Todd)</b>			
Minnesota Association of Townships	470	5.5%	26
<b>Total for Entity</b>	<b>\$470</b>		<b>\$26</b>
<b>Beseman Township (Carlton)</b>			
Minnesota Association of Townships	314	5.5%	17
<b>Total for Entity</b>	<b>\$314</b>		<b>\$17</b>
<b>Beulah Township (Cass)</b>			
Minnesota Association of Townships	291	5.5%	16
<b>Total for Entity</b>	<b>\$291</b>		<b>\$16</b>
<b>Big Bend Township (Chippewa)</b>			
Minnesota Association of Townships	348	5.5%	19
<b>Total for Entity</b>	<b>\$348</b>		<b>\$19</b>
<b>Big Lake Township (Sherburne)</b>			
Minnesota Association of Townships	2,889	5.5%	159
<b>Total for Entity</b>	<b>\$2,889</b>		<b>\$159</b>
<b>Big Stone County</b>			
Association of Minnesota Counties	5,266	13.0%	685
<b>Total for Entity</b>	<b>\$5,266</b>		<b>\$685</b>
<b>Big Stone Soil and Water Conservation District</b>			
Minnesota Association of Soil and Water Conservation Districts	2,411	4.5%	108
<b>Total for Entity</b>	<b>\$2,411</b>		<b>\$108</b>

**Table 5**  
**2018 Lobbying Expenditures Paid With Association Dues**  
**Listed by Entity**

Name of Entity (County) Association Name	Total Local Government Dues	Proportion of Dues Used for Lobbying	Total Dues Used for Lobbying
<b>Big Stone Township (Big Stone)</b>			
Minnesota Association of Townships	429	5.5%	24
<b>Total for Entity</b>	<b>\$429</b>		<b>\$24</b>
<b>Big Woods Township (Marshall)</b>			
Minnesota Association of Townships	282	5.5%	16
<b>Total for Entity</b>	<b>\$282</b>		<b>\$16</b>
<b>Bigelow Township (Nobles)</b>			
Minnesota Association of Townships	458	5.5%	25
<b>Total for Entity</b>	<b>\$458</b>		<b>\$25</b>
<b>Bigfork Township (Itasca)</b>			
Minnesota Association of Townships	442	5.5%	24
<b>Total for Entity</b>	<b>\$442</b>		<b>\$24</b>
<b>Birch Cooley Township (Renville)</b>			
Minnesota Association of Townships	346	5.5%	19
<b>Total for Entity</b>	<b>\$346</b>		<b>\$19</b>
<b>Birch Creek Township (Pine)</b>			
Minnesota Association of Townships	339	5.5%	19
<b>Total for Entity</b>	<b>\$339</b>		<b>\$19</b>
<b>Birch Lake Township (Cass)</b>			
Minnesota Association of Townships	506	5.5%	28
<b>Total for Entity</b>	<b>\$506</b>		<b>\$28</b>
<b>Birch Township (Beltrami)</b>			
Minnesota Association of Townships	311	5.5%	17
<b>Total for Entity</b>	<b>\$311</b>		<b>\$17</b>
<b>Birchdale Township (Todd)</b>			
Minnesota Association of Townships	612	5.5%	34
<b>Total for Entity</b>	<b>\$612</b>		<b>\$34</b>
<b>Bird Island Township (Renville)</b>			
Minnesota Association of Townships	328	5.5%	18
<b>Total for Entity</b>	<b>\$328</b>		<b>\$18</b>

**Table 5**  
**2018 Lobbying Expenditures Paid With Association Dues**  
**Listed by Entity**

Name of Entity (County) Association Name	Total Local Government Dues	Proportion of Dues Used for Lobbying	Total Dues Used for Lobbying
<b>Bismarck Township (Sibley)</b>			
Minnesota Association of Townships	436	5.5%	24
<b>Total for Entity</b>	<b>\$436</b>		<b>\$24</b>
<b>Biwabik Township (Saint Louis)</b>			
Minnesota Association of Townships	597	5.5%	33
<b>Total for Entity</b>	<b>\$597</b>		<b>\$33</b>
<b>Black Hammer Township (Houston)</b>			
Minnesota Association of Townships	345	5.5%	19
<b>Total for Entity</b>	<b>\$345</b>		<b>\$19</b>
<b>Black River Township (Pennington)</b>			
Minnesota Association of Townships	295	5.5%	16
<b>Total for Entity</b>	<b>\$295</b>		<b>\$16</b>
<b>Blackberry Township (Itasca)</b>			
Minnesota Association of Townships	626	5.5%	34
<b>Total for Entity</b>	<b>\$626</b>		<b>\$34</b>
<b>Blackhoof Township (Carlton)</b>			
Minnesota Association of Townships	627	5.5%	34
<b>Total for Entity</b>	<b>\$627</b>		<b>\$34</b>
<b>Blakeley Township (Scott)</b>			
Minnesota Association of Townships	476	5.5%	26
<b>Total for Entity</b>	<b>\$476</b>		<b>\$26</b>
<b>Blind Lake Township (Cass)</b>			
Minnesota Association of Townships	298	5.5%	16
<b>Total for Entity</b>	<b>\$298</b>		<b>\$16</b>
<b>Bloom Township (Nobles)</b>			
Minnesota Association of Townships	320	5.5%	18
<b>Total for Entity</b>	<b>\$320</b>		<b>\$18</b>
<b>Bloomer Township (Marshall)</b>			
Minnesota Association of Townships	296	5.5%	16
<b>Total for Entity</b>	<b>\$296</b>		<b>\$16</b>

**Table 5**  
**2018 Lobbying Expenditures Paid With Association Dues**  
**Listed by Entity**

Name of Entity (County) Association Name	Total Local Government Dues	Proportion of Dues Used for Lobbying	Total Dues Used for Lobbying
<b>Bloomfield Township (Fillmore)</b>			
Minnesota Association of Townships	448	5.5%	25
<b>Total for Entity</b>	<b>\$448</b>		<b>\$25</b>
<b>Blooming Grove Township (Waseca)</b>			
Minnesota Association of Townships	508	5.5%	28
<b>Total for Entity</b>	<b>\$508</b>		<b>\$28</b>
<b>Blooming Prairie Township (Steele)</b>			
Minnesota Association of Townships	475	5.5%	26
<b>Total for Entity</b>	<b>\$475</b>		<b>\$26</b>
<b>Blowers Township (Otter Tail)</b>			
Minnesota Association of Townships	444	5.5%	24
<b>Total for Entity</b>	<b>\$444</b>		<b>\$24</b>
<b>Blue Earth City Township (Faribault)</b>			
Minnesota Association of Townships	455	5.5%	25
<b>Total for Entity</b>	<b>\$455</b>		<b>\$25</b>
<b>Blue Earth County</b>			
Association of Minnesota Counties	21,539	13.0%	2,800
Highway 14 Partnership	3,500	85.2%	2,982
Minnesota Inter-County Association	17,070	23.6%	4,029
<b>Total for Entity</b>	<b>\$42,109</b>		<b>\$9,811</b>
<b>Blue Earth Soil and Water Conservation District</b>			
Minnesota Association of Soil and Water Conservation Districts	4,638	4.5%	209
<b>Total for Entity</b>	<b>\$4,638</b>		<b>\$209</b>
<b>Blue Hill Township (Sherburne)</b>			
Minnesota Association of Townships	1,135	5.5%	62
<b>Total for Entity</b>	<b>\$1,135</b>		<b>\$62</b>
<b>Blue Mounds Township (Pope)</b>			
Minnesota Association of Townships	329	5.5%	18
<b>Total for Entity</b>	<b>\$329</b>		<b>\$18</b>

**Table 5**  
**2018 Lobbying Expenditures Paid With Association Dues**  
**Listed by Entity**

Name of Entity (County) Association Name	Total Local Government Dues	Proportion of Dues Used for Lobbying	Total Dues Used for Lobbying
<b>Blueberry Township (Wadena)</b>			
Minnesota Association of Townships	570	5.5%	31
<b>Total for Entity</b>	<b>\$570</b>		<b>\$31</b>
<b>Bluffton Township (Otter Tail)</b>			
Minnesota Association of Townships	491	5.5%	27
<b>Total for Entity</b>	<b>\$491</b>		<b>\$27</b>
<b>Bogus Brook Township (Mille Lacs)</b>			
Minnesota Association of Townships	858	5.5%	47
<b>Total for Entity</b>	<b>\$858</b>		<b>\$47</b>
<b>Bois de Sioux Watershed District</b>			
League of Minnesota Cities	1,878	10.0%	188
Minnesota Association of Watershed Districts	7,500	37.7%	2,828
<b>Total for Entity</b>	<b>\$9,378</b>		<b>\$3,016</b>
<b>Bondin Township (Murray)</b>			
Minnesota Association of Townships	425	5.5%	23
<b>Total for Entity</b>	<b>\$425</b>		<b>\$23</b>
<b>Boon Lake Township (Renville)</b>			
Minnesota Association of Townships	448	5.5%	25
<b>Total for Entity</b>	<b>\$448</b>		<b>\$25</b>
<b>Borgholm Township (Mille Lacs)</b>			
Minnesota Association of Townships	956	5.5%	53
<b>Total for Entity</b>	<b>\$956</b>		<b>\$53</b>
<b>Bowstring Township (Itasca)</b>			
Minnesota Association of Townships	342	5.5%	19
<b>Total for Entity</b>	<b>\$342</b>		<b>\$19</b>
<b>Boxville Township (Marshall)</b>			
Minnesota Association of Townships	280	5.5%	15
<b>Total for Entity</b>	<b>\$280</b>		<b>\$15</b>
<b>Boy Lake Township (Cass)</b>			
Minnesota Association of Townships	422	5.5%	23
<b>Total for Entity</b>	<b>\$422</b>		<b>\$23</b>

**Table 5**  
**2018 Lobbying Expenditures Paid With Association Dues**  
**Listed by Entity**

Name of Entity (County) Association Name	Total Local Government Dues	Proportion of Dues Used for Lobbying	Total Dues Used for Lobbying
<b>Boy River Township (Cass)</b>			
Minnesota Association of Townships	298	5.5%	16
<b>Total for Entity</b>	<b>\$298</b>		<b>\$16</b>
<b>Bradbury Township (Mille Lacs)</b>			
Minnesota Association of Townships	422	5.5%	23
<b>Total for Entity</b>	<b>\$422</b>		<b>\$23</b>
<b>Bradford Township (Isanti)</b>			
Minnesota Association of Townships	1,499	5.5%	82
<b>Total for Entity</b>	<b>\$1,499</b>		<b>\$82</b>
<b>Bradford Township (Wilkin)</b>			
Minnesota Association of Townships	296	5.5%	16
<b>Total for Entity</b>	<b>\$296</b>		<b>\$16</b>
<b>Brandon Township (Douglas)</b>			
Minnesota Association of Townships	578	5.5%	32
<b>Total for Entity</b>	<b>\$578</b>		<b>\$32</b>
<b>Brandrup Township (Wilkin)</b>			
Minnesota Association of Townships	320	5.5%	18
<b>Total for Entity</b>	<b>\$320</b>		<b>\$18</b>
<b>Brandsvold Township (Polk)</b>			
Minnesota Association of Townships	348	5.5%	19
<b>Total for Entity</b>	<b>\$348</b>		<b>\$19</b>
<b>Brandt Township (Polk)</b>			
Minnesota Association of Townships	287	5.5%	16
<b>Total for Entity</b>	<b>\$287</b>		<b>\$16</b>
<b>Bray Township (Pennington)</b>			
Minnesota Association of Townships	290	5.5%	16
<b>Total for Entity</b>	<b>\$290</b>		<b>\$16</b>
<b>Breckenridge Township (Wilkin)</b>			
Minnesota Association of Townships	421	5.5%	23
<b>Total for Entity</b>	<b>\$421</b>		<b>\$23</b>



**Table 5**  
**2018 Lobbying Expenditures Paid With Association Dues**  
**Listed by Entity**

Name of Entity (County) Association Name	Total Local Government Dues	Proportion of Dues Used for Lobbying	Total Dues Used for Lobbying
<b>Breitung Township (Saint Louis)</b>			
League of Minnesota Cities	745	10.0%	74
Minnesota Association of Townships	526	5.5%	29
<b>Total for Entity</b>	<b>\$1,271</b>		<b>\$103</b>
<b>Bremen Township (Pine)</b>			
Minnesota Association of Townships	345	5.5%	19
<b>Total for Entity</b>	<b>\$345</b>		<b>\$19</b>
<b>Brevator Township (Saint Louis)</b>			
Minnesota Association of Townships	806	5.5%	44
<b>Total for Entity</b>	<b>\$806</b>		<b>\$44</b>
<b>Bridgewater Township (Rice)</b>			
Minnesota Association of Townships	991	5.5%	55
<b>Total for Entity</b>	<b>\$991</b>		<b>\$55</b>
<b>Brighton Township (Nicollet)</b>			
Minnesota Association of Townships	315	5.5%	17
<b>Total for Entity</b>	<b>\$315</b>		<b>\$17</b>
<b>Brislet Township (Polk)</b>			
Minnesota Association of Townships	284	5.5%	16
<b>Total for Entity</b>	<b>\$284</b>		<b>\$16</b>
<b>Bristol Township (Fillmore)</b>			
Minnesota Association of Townships	459	5.5%	25
<b>Total for Entity</b>	<b>\$459</b>		<b>\$25</b>
<b>Brockway Township (Stearns)</b>			
Minnesota Association of Townships	1,297	5.5%	71
<b>Total for Entity</b>	<b>\$1,297</b>		<b>\$71</b>
<b>Brook Park Township (Pine)</b>			
Minnesota Association of Townships	499	5.5%	27
<b>Total for Entity</b>	<b>\$499</b>		<b>\$27</b>
<b>Brookfield Township (Renville)</b>			
Minnesota Association of Townships	316	5.5%	17
<b>Total for Entity</b>	<b>\$316</b>		<b>\$17</b>

**Table 5**  
**2018 Lobbying Expenditures Paid With Association Dues**  
**Listed by Entity**

Name of Entity (County) Association Name	Total Local Government Dues	Proportion of Dues Used for Lobbying	Total Dues Used for Lobbying
<b>Brookville Township (Redwood)</b>			
Minnesota Association of Townships	336	5.5%	18
<b>Total for Entity</b>	<b>\$336</b>		<b>\$18</b>
<b>Brown County</b>			
Association of Minnesota Counties	12,771	13.0%	1,660
Highway 14 Partnership	2,500	85.2%	2,130
<b>Total for Entity</b>	<b>\$15,271</b>		<b>\$3,790</b>
<b>Brown Soil and Water Conservation District</b>			
Minnesota Association of Soil and Water Conservation Districts	3,438	4.5%	155
<b>Total for Entity</b>	<b>\$3,438</b>		<b>\$155</b>
<b>Browns Creek Township (Red Lake)</b>			
Minnesota Association of Townships	284	5.5%	16
<b>Total for Entity</b>	<b>\$284</b>		<b>\$16</b>
<b>Browns Creek Watershed District</b>			
League of Minnesota Cities	1,878	10.0%	188
Minnesota Association of Watershed Districts	4,002	37.7%	1,509
<b>Total for Entity</b>	<b>\$5,880</b>		<b>\$1,697</b>
<b>Browns Valley Township (Big Stone)</b>			
Minnesota Association of Townships	309	5.5%	17
<b>Total for Entity</b>	<b>\$309</b>		<b>\$17</b>
<b>Brownsville Township (Houston)</b>			
Minnesota Association of Townships	486	5.5%	27
<b>Total for Entity</b>	<b>\$486</b>		<b>\$27</b>
<b>Bruce Township (Todd)</b>			
Minnesota Association of Townships	520	5.5%	29
<b>Total for Entity</b>	<b>\$520</b>		<b>\$29</b>
<b>Bruno Township (Pine)</b>			
Minnesota Association of Townships	324	5.5%	18
<b>Total for Entity</b>	<b>\$324</b>		<b>\$18</b>

**Table 5**  
**2018 Lobbying Expenditures Paid With Association Dues**  
**Listed by Entity**

Name of Entity (County) Association Name	Total Local Government Dues	Proportion of Dues Used for Lobbying	Total Dues Used for Lobbying
<b>Brunswick Township (Kanabec)</b>			
Minnesota Association of Townships	829	5.5%	46
<b>Total for Entity</b>	<b>\$829</b>		<b>\$46</b>
<b>Brush Creek Township (Faribault)</b>			
Minnesota Association of Townships	338	5.5%	19
<b>Total for Entity</b>	<b>\$338</b>		<b>\$19</b>
<b>Buckman Township (Morrison)</b>			
Minnesota Association of Townships	575	5.5%	32
<b>Total for Entity</b>	<b>\$575</b>		<b>\$32</b>
<b>Buffalo Creek Watershed District</b>			
League of Minnesota Cities	1,878	10.0%	188
Minnesota Association of Watershed Districts	5,680	37.7%	2,141
<b>Total for Entity</b>	<b>\$7,558</b>		<b>\$2,329</b>
<b>Buffalo Township (Wright)</b>			
Minnesota Association of Townships	1,011	5.5%	56
<b>Total for Entity</b>	<b>\$1,011</b>		<b>\$56</b>
<b>Buffalo-Red River Watershed District</b>			
Minnesota Association of Watershed Districts	7,500	37.7%	2,828
<b>Total for Entity</b>	<b>\$7,500</b>		<b>\$2,828</b>
<b>Buh Township (Morrison)</b>			
Minnesota Association of Townships	510	5.5%	28
<b>Total for Entity</b>	<b>\$510</b>		<b>\$28</b>
<b>Bull Moose Township (Cass)</b>			
Minnesota Association of Townships	314	5.5%	17
<b>Total for Entity</b>	<b>\$314</b>		<b>\$17</b>
<b>Bullard Township (Wadena)</b>			
Minnesota Association of Townships	338	5.5%	19
<b>Total for Entity</b>	<b>\$338</b>		<b>\$19</b>
<b>Bungo Township (Cass)</b>			
Minnesota Association of Townships	330	5.5%	18
<b>Total for Entity</b>	<b>\$330</b>		<b>\$18</b>

**Table 5**  
**2018 Lobbying Expenditures Paid With Association Dues**  
**Listed by Entity**

Name of Entity (County) Association Name	Total Local Government Dues	Proportion of Dues Used for Lobbying	Total Dues Used for Lobbying
<b>Burbank Township (Kandiyohi)</b>			
Minnesota Association of Townships	518	5.5%	28
<b>Total for Entity</b>	<b>\$518</b>		<b>\$28</b>
<b>Burke Township (Pipestone)</b>			
Minnesota Association of Townships	337	5.5%	19
<b>Total for Entity</b>	<b>\$337</b>		<b>\$19</b>
<b>Burleene Township (Todd)</b>			
Minnesota Association of Townships	448	5.5%	25
<b>Total for Entity</b>	<b>\$448</b>		<b>\$25</b>
<b>Burlington Township (Becker)</b>			
Minnesota Association of Townships	915	5.5%	50
<b>Total for Entity</b>	<b>\$915</b>		<b>\$50</b>
<b>Burnhamville Township (Todd)</b>			
Minnesota Association of Townships	571	5.5%	31
<b>Total for Entity</b>	<b>\$571</b>		<b>\$31</b>
<b>Burnstown Township (Brown)</b>			
Minnesota Association of Townships	349	5.5%	19
<b>Total for Entity</b>	<b>\$349</b>		<b>\$19</b>
<b>Burton Township (Yellow Medicine)</b>			
Minnesota Association of Townships	312	5.5%	17
<b>Total for Entity</b>	<b>\$312</b>		<b>\$17</b>
<b>Buse Township (Otter Tail)</b>			
Minnesota Association of Townships	498	5.5%	27
<b>Total for Entity</b>	<b>\$498</b>		<b>\$27</b>
<b>Butler Township (Otter Tail)</b>			
Minnesota Association of Townships	428	5.5%	24
<b>Total for Entity</b>	<b>\$428</b>		<b>\$24</b>
<b>Butterfield Township (Watonwan)</b>			
Minnesota Association of Townships	335	5.5%	18
<b>Total for Entity</b>	<b>\$335</b>		<b>\$18</b>

**Table 5**  
**2018 Lobbying Expenditures Paid With Association Dues**  
**Listed by Entity**

Name of Entity (County) Association Name	Total Local Government Dues	Proportion of Dues Used for Lobbying	Total Dues Used for Lobbying
<b>Butternut Valley Township (Blue Earth)</b>			
Minnesota Association of Townships	436	5.5%	24
<b>Total for Entity</b>	<b>\$436</b>		<b>\$24</b>
<b>Buzzle Township (Beltrami)</b>			
Minnesota Association of Townships	437	5.5%	24
<b>Total for Entity</b>	<b>\$437</b>		<b>\$24</b>
<b>Bygland Township (Polk)</b>			
Minnesota Association of Townships	423	5.5%	23
<b>Total for Entity</b>	<b>\$423</b>		<b>\$23</b>
<b>Byron Township (Cass)</b>			
Minnesota Association of Townships	315	5.5%	17
<b>Total for Entity</b>	<b>\$315</b>		<b>\$17</b>
<b>Byron Township (Waseca)</b>			
Minnesota Association of Townships	339	5.5%	19
<b>Total for Entity</b>	<b>\$339</b>		<b>\$19</b>
<b>Cairo Township (Renville)</b>			
Minnesota Association of Townships	338	5.5%	19
<b>Total for Entity</b>	<b>\$338</b>		<b>\$19</b>
<b>Caledonia Township (Houston)</b>			
Minnesota Association of Townships	546	5.5%	30
<b>Total for Entity</b>	<b>\$546</b>		<b>\$30</b>
<b>Callaway Township (Becker)</b>			
Minnesota Association of Townships	431	5.5%	24
<b>Total for Entity</b>	<b>\$431</b>		<b>\$24</b>
<b>Cambria Township (Blue Earth)</b>			
Minnesota Association of Townships	348	5.5%	19
<b>Total for Entity</b>	<b>\$348</b>		<b>\$19</b>
<b>Cambridge Township (Isanti)</b>			
Minnesota Association of Townships	1,172	5.5%	64
<b>Total for Entity</b>	<b>\$1,172</b>		<b>\$64</b>

**Table 5**  
**2018 Lobbying Expenditures Paid With Association Dues**  
**Listed by Entity**

Name of Entity (County) Association Name	Total Local Government Dues	Proportion of Dues Used for Lobbying	Total Dues Used for Lobbying
<b>Camden Township (Carver)</b>			
Minnesota Association of Townships	652	5.5%	36
<b>Total for Entity</b>	<b>\$652</b>		<b>\$36</b>
<b>Cameron Township (Murray)</b>			
Minnesota Association of Townships	311	5.5%	17
<b>Total for Entity</b>	<b>\$311</b>		<b>\$17</b>
<b>Camp 5 Township (Saint Louis)</b>			
Minnesota Association of Townships	280	5.5%	15
<b>Total for Entity</b>	<b>\$280</b>		<b>\$15</b>
<b>Camp Lake Township (Swift)</b>			
Minnesota Association of Townships	334	5.5%	18
<b>Total for Entity</b>	<b>\$334</b>		<b>\$18</b>
<b>Camp Release Township (Lac qui Parle)</b>			
Minnesota Association of Townships	433	5.5%	24
<b>Total for Entity</b>	<b>\$433</b>		<b>\$24</b>
<b>Camp Township (Renville)</b>			
Minnesota Association of Townships	326	5.5%	18
<b>Total for Entity</b>	<b>\$326</b>		<b>\$18</b>
<b>Campbell Township (Wilkin)</b>			
Minnesota Association of Townships	288	5.5%	16
<b>Total for Entity</b>	<b>\$288</b>		<b>\$16</b>
<b>Candor Township (Otter Tail)</b>			
Minnesota Association of Townships	521	5.5%	29
<b>Total for Entity</b>	<b>\$521</b>		<b>\$29</b>
<b>Canisteo Township (Dodge)</b>			
Minnesota Association of Townships	546	5.5%	30
<b>Total for Entity</b>	<b>\$546</b>		<b>\$30</b>
<b>Cannon City Township (Rice)</b>			
Minnesota Association of Townships	810	5.5%	45
<b>Total for Entity</b>	<b>\$810</b>		<b>\$45</b>

**Table 5**  
**2018 Lobbying Expenditures Paid With Association Dues**  
**Listed by Entity**

Name of Entity (County) Association Name	Total Local Government Dues	Proportion of Dues Used for Lobbying	Total Dues Used for Lobbying
<b>Cannon Falls Township (Goodhue)</b>			
Minnesota Association of Townships	758	5.5%	42
<b>Total for Entity</b>	<b>\$758</b>		<b>\$42</b>
<b>Cannon Township (Kittson)</b>			
Minnesota Association of Townships	276	5.5%	15
<b>Total for Entity</b>	<b>\$276</b>		<b>\$15</b>
<b>Canosia Township (Saint Louis)</b>			
Minnesota Association of Townships	1,110	5.5%	61
<b>Total for Entity</b>	<b>\$1,110</b>		<b>\$61</b>
<b>Canton Township (Fillmore)</b>			
Minnesota Association of Townships	572	5.5%	31
<b>Total for Entity</b>	<b>\$572</b>		<b>\$31</b>
<b>Capitol Region Watershed District</b>			
League of Minnesota Cities	1,878	10.0%	188
Minnesota Association of Watershed Districts	7,500	37.7%	2,828
<b>Total for Entity</b>	<b>\$9,378</b>		<b>\$3,016</b>
<b>Caribou Township (Kittson)</b>			
Minnesota Association of Townships	284	5.5%	16
<b>Total for Entity</b>	<b>\$284</b>		<b>\$16</b>
<b>Carimona Township (Fillmore)</b>			
Minnesota Association of Townships	431	5.5%	24
<b>Total for Entity</b>	<b>\$431</b>		<b>\$24</b>
<b>Carlisle Township (Otter Tail)</b>			
Minnesota Association of Townships	318	5.5%	17
<b>Total for Entity</b>	<b>\$318</b>		<b>\$17</b>
<b>Carlos Township (Douglas)</b>			
Minnesota Association of Townships	1,075	5.5%	59
<b>Total for Entity</b>	<b>\$1,075</b>		<b>\$59</b>
<b>Carlston Township (Freeborn)</b>			
Minnesota Association of Townships	430	5.5%	24
<b>Total for Entity</b>	<b>\$430</b>		<b>\$24</b>

**Table 5**  
**2018 Lobbying Expenditures Paid With Association Dues**  
**Listed by Entity**

Name of Entity (County) Association Name	Total Local Government Dues	Proportion of Dues Used for Lobbying	Total Dues Used for Lobbying
<b>Carlton County</b>			
Arrowhead Counties Association	2,750	60.0%	1,650
Association of Minnesota Counties	14,459	13.0%	1,880
Greater Minnesota Parks and Trails	300	53.4%	160
<b>Total for Entity</b>	<b>\$17,509</b>		<b>\$3,690</b>
<b>Carlton Soil and Water Conservation District</b>			
Minnesota Association of Soil and Water Conservation Districts	3,669	4.5%	165
<b>Total for Entity</b>	<b>\$3,669</b>		<b>\$165</b>
<b>Carnelian-Marine-Saint Croix Watershed District</b>			
League of Minnesota Cities	1,878	10.0%	188
Minnesota Association of Watershed Districts	3,513	37.7%	1,324
<b>Total for Entity</b>	<b>\$5,391</b>		<b>\$1,512</b>
<b>Carpenter Township (Itasca)</b>			
Minnesota Association of Townships	324	5.5%	18
<b>Total for Entity</b>	<b>\$324</b>		<b>\$18</b>
<b>Carrolton Township (Fillmore)</b>			
Minnesota Association of Townships	440	5.5%	24
<b>Total for Entity</b>	<b>\$440</b>		<b>\$24</b>
<b>Carson Township (Cottonwood)</b>			
Minnesota Association of Townships	424	5.5%	23
<b>Total for Entity</b>	<b>\$424</b>		<b>\$23</b>
<b>Carsonville Township (Becker)</b>			
Minnesota Association of Townships	341	5.5%	19
<b>Total for Entity</b>	<b>\$341</b>		<b>\$19</b>
<b>Carver County</b>			
Association of Minnesota Counties	25,914	13.0%	3,369
Minnesota Inter-County Association	25,603	23.6%	6,042
<b>Total for Entity</b>	<b>\$51,517</b>		<b>\$9,411</b>
<b>Carver Soil and Water Conservation District</b>			
Minnesota Association of Soil and Water Conservation Districts	4,690	4.5%	211
<b>Total for Entity</b>	<b>\$4,690</b>		<b>\$211</b>



**Table 5**  
**2018 Lobbying Expenditures Paid With Association Dues**  
**Listed by Entity**

Name of Entity (County) Association Name	Total Local Government Dues	Proportion of Dues Used for Lobbying	Total Dues Used for Lobbying
<b>Carver-Scott Educational Cooperative - #930</b>			
Association of Metropolitan School Districts, Inc.	6,780	73.2%	4,963
<b>Total for Entity</b>	<b>\$6,780</b>		<b>\$4,963</b>
<b>Cascade Township (Olmsted)</b>			
Minnesota Association of Townships	1,327	5.5%	73
<b>Total for Entity</b>	<b>\$1,327</b>		<b>\$73</b>
<b>Cashel Township (Swift)</b>			
Minnesota Association of Townships	322	5.5%	18
<b>Total for Entity</b>	<b>\$322</b>		<b>\$18</b>
<b>Cass County</b>			
Association of Minnesota Counties	14,614	13.0%	1,900
<b>Total for Entity</b>	<b>\$14,614</b>		<b>\$1,900</b>
<b>Cass Soil and Water Conservation District</b>			
Minnesota Association of Soil and Water Conservation Districts	3,691	4.5%	166
<b>Total for Entity</b>	<b>\$3,691</b>		<b>\$166</b>
<b>Castle Rock Township (Dakota)</b>			
Minnesota Association of Townships	837	5.5%	46
<b>Total for Entity</b>	<b>\$837</b>		<b>\$46</b>
<b>Cedar Lake Area Water and Sanitary Sewer District</b>			
League of Minnesota Cities	1,878	10.0%	188
<b>Total for Entity</b>	<b>\$1,878</b>		<b>\$188</b>
<b>Cedar Lake Township (Scott)</b>			
Minnesota Association of Townships	1,365	5.5%	75
<b>Total for Entity</b>	<b>\$1,365</b>		<b>\$75</b>
<b>Cedar Mills Township (Meeker)</b>			
Minnesota Association of Townships	478	5.5%	26
<b>Total for Entity</b>	<b>\$478</b>		<b>\$26</b>
<b>Cedar River Watershed District</b>			
Minnesota Association of Watershed Districts	6,566	37.7%	2,475
<b>Total for Entity</b>	<b>\$6,566</b>		<b>\$2,475</b>

**Table 5**  
**2018 Lobbying Expenditures Paid With Association Dues**  
**Listed by Entity**

Name of Entity (County) Association Name	Total Local Government Dues	Proportion of Dues Used for Lobbying	Total Dues Used for Lobbying
<b>Cedar Township (Marshall)</b>			
Minnesota Association of Townships	298	5.5%	16
<b>Total for Entity</b>	<b>\$298</b>		<b>\$16</b>
<b>Cedar Township (Martin)</b>			
Minnesota Association of Townships	335	5.5%	18
<b>Total for Entity</b>	<b>\$335</b>		<b>\$18</b>
<b>Cedar Valley Township (Saint Louis)</b>			
Minnesota Association of Townships	331	5.5%	18
<b>Total for Entity</b>	<b>\$331</b>		<b>\$18</b>
<b>Cedarbend Township (Roseau)</b>			
Minnesota Association of Townships	337	5.5%	19
<b>Total for Entity</b>	<b>\$337</b>		<b>\$19</b>
<b>Center Creek Township (Martin)</b>			
Minnesota Association of Townships	331	5.5%	18
<b>Total for Entity</b>	<b>\$331</b>		<b>\$18</b>
<b>Center Township (Crow Wing)</b>			
Minnesota Association of Townships	629	5.5%	35
<b>Total for Entity</b>	<b>\$629</b>		<b>\$35</b>
<b>Central Iron Range Regional Sanitary District</b>			
League of Minnesota Cities	1,878	10.0%	188
Minnesota Environmental Science and Economic Review Board	2,389	9.1%	217
<b>Total for Entity</b>	<b>\$4,267</b>		<b>\$405</b>
<b>Ceresco Township (Blue Earth)</b>			
Minnesota Association of Townships	338	5.5%	19
<b>Total for Entity</b>	<b>\$338</b>		<b>\$19</b>
<b>Cerro Gordo Township (Lac qui Parle)</b>			
Minnesota Association of Townships	328	5.5%	18
<b>Total for Entity</b>	<b>\$328</b>		<b>\$18</b>
<b>Champion Township (Wilkin)</b>			
Minnesota Association of Townships	286	5.5%	16
<b>Total for Entity</b>	<b>\$286</b>		<b>\$16</b>

**Table 5**  
**2018 Lobbying Expenditures Paid With Association Dues**  
**Listed by Entity**

Name of Entity (County) Association Name	Total Local Government Dues	Proportion of Dues Used for Lobbying	Total Dues Used for Lobbying
<b>Chanarambie Township (Murray)</b>			
Minnesota Association of Townships	332	5.5%	18
<b>Total for Entity</b>	<b>\$332</b>		<b>\$18</b>
<b>Charlestown Township (Redwood)</b>			
Minnesota Association of Townships	326	5.5%	18
<b>Total for Entity</b>	<b>\$326</b>		<b>\$18</b>
<b>Chatfield Township (Fillmore)</b>			
Minnesota Association of Townships	509	5.5%	28
<b>Total for Entity</b>	<b>\$509</b>		<b>\$28</b>
<b>Chatham Township (Wright)</b>			
Minnesota Association of Townships	847	5.5%	47
<b>Total for Entity</b>	<b>\$847</b>		<b>\$47</b>
<b>Chengwatana Township (Pine)</b>			
Minnesota Association of Townships	641	5.5%	35
<b>Total for Entity</b>	<b>\$641</b>		<b>\$35</b>
<b>Cherry Grove Township (Goodhue)</b>			
Minnesota Association of Townships	469	5.5%	26
<b>Total for Entity</b>	<b>\$469</b>		<b>\$26</b>
<b>Cherry Township (Saint Louis)</b>			
Minnesota Association of Townships	605	5.5%	33
Range Association of Municipalities and Schools	300	72.0%	216
<b>Total for Entity</b>	<b>\$905</b>		<b>\$249</b>
<b>Chester Township (Polk)</b>			
Minnesota Association of Townships	293	5.5%	16
<b>Total for Entity</b>	<b>\$293</b>		<b>\$16</b>
<b>Chester Township (Wabasha)</b>			
Minnesota Association of Townships	482	5.5%	27
<b>Total for Entity</b>	<b>\$482</b>		<b>\$27</b>
<b>Chief Township (Mahnomen)</b>			
Minnesota Association of Townships	299	5.5%	16
<b>Total for Entity</b>	<b>\$299</b>		<b>\$16</b>

**Table 5**  
**2018 Lobbying Expenditures Paid With Association Dues**  
**Listed by Entity**

Name of Entity (County) Association Name	Total Local Government Dues	Proportion of Dues Used for Lobbying	Total Dues Used for Lobbying
<b>Chippewa County</b>			
Association of Minnesota Counties	8,382	13.0%	1,090
<b>Total for Entity</b>	<b>\$8,382</b>		<b>\$1,090</b>
<b>Chippewa Falls Township (Pope)</b>			
Minnesota Association of Townships	340	5.5%	19
<b>Total for Entity</b>	<b>\$340</b>		<b>\$19</b>
<b>Chippewa Soil and Water Conservation District</b>			
Minnesota Association of Soil and Water Conservation Districts	2,838	4.5%	128
<b>Total for Entity</b>	<b>\$2,838</b>		<b>\$128</b>
<b>Chisago County</b>			
Association of Minnesota Counties	19,187	13.0%	2,494
Greater Minnesota Parks and Trails	800	53.4%	427
<b>Total for Entity</b>	<b>\$19,987</b>		<b>\$2,921</b>
<b>Chisago Lake Township (Chisago)</b>			
Minnesota Association of Townships	1,898	5.5%	104
<b>Total for Entity</b>	<b>\$1,898</b>		<b>\$104</b>
<b>Chisago Soil and Water Conservation District</b>			
Minnesota Association of Soil and Water Conservation Districts	4,317	4.5%	194
<b>Total for Entity</b>	<b>\$4,317</b>		<b>\$194</b>
<b>Christiania Township (Jackson)</b>			
Minnesota Association of Townships	346	5.5%	19
<b>Total for Entity</b>	<b>\$346</b>		<b>\$19</b>
<b>City of Ada</b>			
League of Minnesota Cities	1,900	10.0%	190
Minnesota Association of Small Cities	902	65.0%	586
<b>Total for Entity</b>	<b>\$2,802</b>		<b>\$776</b>
<b>City of Adams</b>			
League of Minnesota Cities	967	10.0%	97
<b>Total for Entity</b>	<b>\$967</b>		<b>\$97</b>

**Table 5**  
**2018 Lobbying Expenditures Paid With Association Dues**  
**Listed by Entity**

Name of Entity (County) Association Name	Total Local Government Dues	Proportion of Dues Used for Lobbying	Total Dues Used for Lobbying
<b>City of Adrian</b>			
League of Minnesota Cities	1,446	10.0%	145
<b>Total for Entity</b>	<b>\$1,446</b>		<b>\$145</b>
<b>City of Afton</b>			
League of Minnesota Cities	3,226	10.0%	323
<b>Total for Entity</b>	<b>\$3,226</b>		<b>\$323</b>
<b>City of Aitkin</b>			
League of Minnesota Cities	2,361	10.0%	236
Range Association of Municipalities and Schools	700	72.0%	504
<b>Total for Entity</b>	<b>\$3,061</b>		<b>\$740</b>
<b>City of Akeley</b>			
League of Minnesota Cities	605	10.0%	60
Minnesota Association of Small Cities	317	65.0%	206
<b>Total for Entity</b>	<b>\$922</b>		<b>\$266</b>
<b>City of Albany</b>			
League of Minnesota Cities	2,942	10.0%	294
Minnesota Association of Small Cities	1,329	65.0%	864
Minnesota Environmental Science and Economic Review Board	823	9.1%	75
<b>Total for Entity</b>	<b>\$5,094</b>		<b>\$1,233</b>
<b>City of Albert Lea</b>			
Coalition of Greater Minnesota Cities	36,082	50.8%	18,330
Greater Minnesota Parks and Trails	225	53.4%	120
League of Minnesota Cities	30,967	10.0%	3,097
Minnesota Environmental Science and Economic Review Board	6,087	9.1%	554
<b>Total for Entity</b>	<b>\$73,361</b>		<b>\$22,101</b>
<b>City of Alberta</b>			
League of Minnesota Cities	396	10.0%	40
<b>Total for Entity</b>	<b>\$396</b>		<b>\$40</b>
<b>City of Albertville</b>			
League of Minnesota Cities	7,427	10.0%	743
<b>Total for Entity</b>	<b>\$7,427</b>		<b>\$743</b>

**Table 5**  
**2018 Lobbying Expenditures Paid With Association Dues**  
**Listed by Entity**

Name of Entity (County) Association Name	Total Local Government Dues	Proportion of Dues Used for Lobbying	Total Dues Used for Lobbying
<b>City of Alden</b>			
League of Minnesota Cities	796	10.0%	80
Minnesota Association of Small Cities	414	65.0%	269
<b>Total for Entity</b>	<b>\$1,210</b>		<b>\$349</b>
<b>City of Aldrich</b>			
League of Minnesota Cities	396	10.0%	40
<b>Total for Entity</b>	<b>\$396</b>		<b>\$40</b>
<b>City of Alexandria</b>			
Coalition of Greater Minnesota Cities	27,527	50.8%	13,984
Greater Minnesota Parks and Trails	225	53.4%	120
League of Minnesota Cities	12,309	10.0%	1,231
<b>Total for Entity</b>	<b>\$40,061</b>		<b>\$15,335</b>
<b>City of Alpha</b>			
League of Minnesota Cities	396	10.0%	40
<b>Total for Entity</b>	<b>\$396</b>		<b>\$40</b>
<b>City of Altura</b>			
League of Minnesota Cities	625	10.0%	62
Minnesota Association of Small Cities	340	65.0%	221
<b>Total for Entity</b>	<b>\$965</b>		<b>\$283</b>
<b>City of Alvarado</b>			
League of Minnesota Cities	518	10.0%	52
<b>Total for Entity</b>	<b>\$518</b>		<b>\$52</b>
<b>City of Amboy</b>			
League of Minnesota Cities	674	10.0%	67
Minnesota Environmental Science and Economic Review Board	163	9.1%	15
<b>Total for Entity</b>	<b>\$837</b>		<b>\$82</b>
<b>City of Andover</b>			
Association of Metropolitan Municipalities	9,518	31.3%	2,979
League of Minnesota Cities	22,419	10.0%	2,242
North Metro Mayors Association	15,150	66.4%	10,060
<b>Total for Entity</b>	<b>\$47,087</b>		<b>\$15,281</b>

**Table 5**  
**2018 Lobbying Expenditures Paid With Association Dues**  
**Listed by Entity**

Name of Entity (County) Association Name	Total Local Government Dues	Proportion of Dues Used for Lobbying	Total Dues Used for Lobbying
<b>City of Annandale</b>			
Greater Minnesota Partnership	500	55.6%	278
League of Minnesota Cities	3,651	10.0%	365
<b>Total for Entity</b>	<b>\$4,151</b>		<b>\$643</b>
<b>City of Anoka</b>			
Association of Metropolitan Municipalities	6,557	31.3%	2,052
League of Minnesota Cities	15,605	10.0%	1,560
North Metro Mayors Association	8,080	66.4%	5,365
<b>Total for Entity</b>	<b>\$30,242</b>		<b>\$8,977</b>
<b>City of Apple Valley</b>			
Association of Metropolitan Municipalities	13,013	31.3%	4,073
League of Minnesota Cities	30,466	10.0%	3,047
Municipal Legislative Commission	10,500	86.2%	9,051
<b>Total for Entity</b>	<b>\$53,979</b>		<b>\$16,171</b>
<b>City of Appleton</b>			
League of Minnesota Cities	1,562	10.0%	156
<b>Total for Entity</b>	<b>\$1,562</b>		<b>\$156</b>
<b>City of Arco</b>			
League of Minnesota Cities	396	10.0%	40
<b>Total for Entity</b>	<b>\$396</b>		<b>\$40</b>
<b>City of Arden Hills</b>			
Association of Metropolitan Municipalities	4,099	31.3%	1,283
League of Minnesota Cities	9,613	10.0%	961
<b>Total for Entity</b>	<b>\$13,712</b>		<b>\$2,244</b>
<b>City of Argyle</b>			
League of Minnesota Cities	818	10.0%	82
Minnesota Association of Small Cities	410	65.0%	266
<b>Total for Entity</b>	<b>\$1,228</b>		<b>\$348</b>
<b>City of Arlington</b>			
League of Minnesota Cities	2,447	10.0%	245
<b>Total for Entity</b>	<b>\$2,447</b>		<b>\$245</b>

**Table 5**  
**2018 Lobbying Expenditures Paid With Association Dues**  
**Listed by Entity**

Name of Entity (County) Association Name	Total Local Government Dues	Proportion of Dues Used for Lobbying	Total Dues Used for Lobbying
<b>City of Ashby</b>			
League of Minnesota Cities	603	10.0%	60
Minnesota Association of Small Cities	323	65.0%	210
<b>Total for Entity</b>	<b>\$926</b>		<b>\$270</b>
<b>City of Askov</b>			
League of Minnesota Cities	508	10.0%	51
<b>Total for Entity</b>	<b>\$508</b>		<b>\$51</b>
<b>City of Atwater</b>			
League of Minnesota Cities	1,321	10.0%	132
<b>Total for Entity</b>	<b>\$1,321</b>		<b>\$132</b>
<b>City of Audubon</b>			
League of Minnesota Cities	695	10.0%	70
<b>Total for Entity</b>	<b>\$695</b>		<b>\$70</b>
<b>City of Aurora</b>			
Coalition of Greater Minnesota Cities	3,680	50.8%	1,869
League of Minnesota Cities	1,893	10.0%	189
Range Association of Municipalities and Schools	700	72.0%	504
<b>Total for Entity</b>	<b>\$6,273</b>		<b>\$2,562</b>
<b>City of Austin</b>			
Coalition of Greater Minnesota Cities	55,894	50.8%	28,394
Greater Minnesota Partnership	1,500	55.6%	834
League of Minnesota Cities	19,165	10.0%	1,916
Minnesota Environmental Science and Economic Review Board	7,876	9.1%	717
<b>Total for Entity</b>	<b>\$84,435</b>		<b>\$31,861</b>
<b>City of Avoca</b>			
League of Minnesota Cities	396	10.0%	40
<b>Total for Entity</b>	<b>\$396</b>		<b>\$40</b>
<b>City of Avon</b>			
League of Minnesota Cities	1,759	10.0%	176
Minnesota Association of Small Cities	790	65.0%	514
<b>Total for Entity</b>	<b>\$2,549</b>		<b>\$690</b>



**Table 5**  
**2018 Lobbying Expenditures Paid With Association Dues**  
**Listed by Entity**

Name of Entity (County) Association Name	Total Local Government Dues	Proportion of Dues Used for Lobbying	Total Dues Used for Lobbying
<b>City of Babbitt</b>			
Coalition of Greater Minnesota Cities	3,524	50.8%	1,790
League of Minnesota Cities	1,685	10.0%	168
Minnesota Association of Small Cities	821	65.0%	534
Range Association of Municipalities and Schools	700	72.0%	504
<b>Total for Entity</b>	<b>\$6,730</b>		<b>\$2,996</b>
<b>City of Backus</b>			
League of Minnesota Cities	396	10.0%	40
Minnesota Association of Small Cities	230	65.0%	150
<b>Total for Entity</b>	<b>\$626</b>		<b>\$190</b>
<b>City of Badger</b>			
League of Minnesota Cities	520	10.0%	52
Minnesota Association of Small Cities	288	65.0%	187
<b>Total for Entity</b>	<b>\$808</b>		<b>\$239</b>
<b>City of Bagley</b>			
Coalition of Greater Minnesota Cities	3,449	50.8%	1,752
League of Minnesota Cities	1,630	10.0%	163
Minnesota Association of Small Cities	787	65.0%	512
<b>Total for Entity</b>	<b>\$5,866</b>		<b>\$2,427</b>
<b>City of Balaton</b>			
League of Minnesota Cities	798	10.0%	80
Minnesota Association of Small Cities	406	65.0%	264
<b>Total for Entity</b>	<b>\$1,204</b>		<b>\$344</b>
<b>City of Barnesville</b>			
Coalition of Greater Minnesota Cities	3,693	50.8%	1,876
League of Minnesota Cities	2,918	10.0%	292
<b>Total for Entity</b>	<b>\$6,611</b>		<b>\$2,168</b>
<b>City of Barnum</b>			
League of Minnesota Cities	771	10.0%	77
Minnesota Association of Small Cities	395	65.0%	257
<b>Total for Entity</b>	<b>\$1,166</b>		<b>\$334</b>

**Table 5**  
**2018 Lobbying Expenditures Paid With Association Dues**  
**Listed by Entity**

Name of Entity (County) Association Name	Total Local Government Dues	Proportion of Dues Used for Lobbying	Total Dues Used for Lobbying
<b>City of Barrett</b>			
League of Minnesota Cities	568	10.0%	57
<b>Total for Entity</b>	<b>\$568</b>		<b>\$57</b>
<b>City of Barry</b>			
League of Minnesota Cities	396	10.0%	40
<b>Total for Entity</b>	<b>\$396</b>		<b>\$40</b>
<b>City of Battle Lake</b>			
League of Minnesota Cities	1,111	10.0%	111
Minnesota Association of Small Cities	319	65.0%	207
<b>Total for Entity</b>	<b>\$1,430</b>		<b>\$318</b>
<b>City of Baudette</b>			
League of Minnesota Cities	1,263	10.0%	126
Minnesota Association of Small Cities	639	65.0%	415
<b>Total for Entity</b>	<b>\$1,902</b>		<b>\$541</b>
<b>City of Baxter</b>			
League of Minnesota Cities	8,237	10.0%	824
<b>Total for Entity</b>	<b>\$8,237</b>		<b>\$824</b>
<b>City of Bayport</b>			
Association of Metropolitan Municipalities	1,716	31.3%	537
League of Minnesota Cities	4,006	10.0%	401
<b>Total for Entity</b>	<b>\$5,722</b>		<b>\$938</b>
<b>City of Beardsley</b>			
League of Minnesota Cities	396	10.0%	40
Minnesota Association of Small Cities	221	65.0%	144
<b>Total for Entity</b>	<b>\$617</b>		<b>\$184</b>
<b>City of Beaver Bay</b>			
League of Minnesota Cities	396	10.0%	40
<b>Total for Entity</b>	<b>\$396</b>		<b>\$40</b>
<b>City of Beaver Creek</b>			
League of Minnesota Cities	442	10.0%	44
<b>Total for Entity</b>	<b>\$442</b>		<b>\$44</b>

**Table 5**  
**2018 Lobbying Expenditures Paid With Association Dues**  
**Listed by Entity**

Name of Entity (County) Association Name	Total Local Government Dues	Proportion of Dues Used for Lobbying	Total Dues Used for Lobbying
<b>City of Becker</b>			
Coalition of Utility Cities	17,666	100.0%	17,666
League of Minnesota Cities	5,166	10.0%	517
<b>Total for Entity</b>	<b>\$22,832</b>		<b>\$18,183</b>
<b>City of Belgrade</b>			
League of Minnesota Cities	928	10.0%	93
Minnesota Association of Small Cities	453	65.0%	294
<b>Total for Entity</b>	<b>\$1,381</b>		<b>\$387</b>
<b>City of Belle Plaine</b>			
League of Minnesota Cities	7,198	10.0%	720
<b>Total for Entity</b>	<b>\$7,198</b>		<b>\$720</b>
<b>City of Bellechester</b>			
League of Minnesota Cities	396	10.0%	40
Minnesota Association of Small Cities	198	65.0%	129
<b>Total for Entity</b>	<b>\$594</b>		<b>\$169</b>
<b>City of Bellingham</b>			
League of Minnesota Cities	396	10.0%	40
Minnesota Association of Small Cities	194	65.0%	126
<b>Total for Entity</b>	<b>\$590</b>		<b>\$166</b>
<b>City of Beltrami</b>			
League of Minnesota Cities	396	10.0%	40
<b>Total for Entity</b>	<b>\$396</b>		<b>\$40</b>
<b>City of Belview</b>			
League of Minnesota Cities	522	10.0%	52
Minnesota Association of Small Cities	289	65.0%	188
<b>Total for Entity</b>	<b>\$811</b>		<b>\$240</b>
<b>City of Bemidji</b>			
Coalition of Greater Minnesota Cities	30,482	50.8%	15,485
Greater Minnesota Parks and Trails	225	53.4%	120
League of Minnesota Cities	13,673	10.0%	1,367
<b>Total for Entity</b>	<b>\$44,380</b>		<b>\$16,972</b>

**Table 5**  
**2018 Lobbying Expenditures Paid With Association Dues**  
**Listed by Entity**

Name of Entity (County) Association Name	Total Local Government Dues	Proportion of Dues Used for Lobbying	Total Dues Used for Lobbying
<b>City of Benson</b>			
Coalition of Greater Minnesota Cities	5,788	50.8%	2,940
League of Minnesota Cities	3,462	10.0%	346
<b>Total for Entity</b>	<b>\$9,250</b>		<b>\$3,286</b>
<b>City of Bertha</b>			
League of Minnesota Cities	639	10.0%	64
Minnesota Association of Small Cities	336	65.0%	218
<b>Total for Entity</b>	<b>\$975</b>		<b>\$282</b>
<b>City of Bethel</b>			
League of Minnesota Cities	660	10.0%	66
Minnesota Association of Small Cities	3,269	65.0%	2,125
<b>Total for Entity</b>	<b>\$3,929</b>		<b>\$2,191</b>
<b>City of Big Falls</b>			
Greater Minnesota Parks and Trails	50	53.4%	27
League of Minnesota Cities	396	10.0%	40
Minnesota Association of Small Cities	226	65.0%	147
<b>Total for Entity</b>	<b>\$672</b>		<b>\$214</b>
<b>City of Big Lake</b>			
League of Minnesota Cities	10,492	10.0%	1,049
<b>Total for Entity</b>	<b>\$10,492</b>		<b>\$1,049</b>
<b>City of Bigelow</b>			
League of Minnesota Cities	396	10.0%	40
Minnesota Association of Small Cities	228	65.0%	148
<b>Total for Entity</b>	<b>\$624</b>		<b>\$188</b>
<b>City of Bigfork</b>			
League of Minnesota Cities	601	10.0%	60
<b>Total for Entity</b>	<b>\$601</b>		<b>\$60</b>
<b>City of Bingham Lake</b>			
League of Minnesota Cities	396	10.0%	40
<b>Total for Entity</b>	<b>\$396</b>		<b>\$40</b>

**Table 5**  
**2018 Lobbying Expenditures Paid With Association Dues**  
**Listed by Entity**

Name of Entity (County) Association Name	Total Local Government Dues	Proportion of Dues Used for Lobbying	Total Dues Used for Lobbying
<b>City of Birchwood</b>			
League of Minnesota Cities	1,051	10.0%	105
<b>Total for Entity</b>	<b>\$1,051</b>		<b>\$105</b>
<b>City of Bird Island</b>			
League of Minnesota Cities	1,172	10.0%	117
Minnesota Association of Small Cities	606	65.0%	394
<b>Total for Entity</b>	<b>\$1,778</b>		<b>\$511</b>
<b>City of Biwabik</b>			
League of Minnesota Cities	1,187	10.0%	119
Range Association of Municipalities and Schools	700	72.0%	504
<b>Total for Entity</b>	<b>\$1,887</b>		<b>\$623</b>
<b>City of Blackduck</b>			
Greater Minnesota Parks and Trails	50	53.4%	27
League of Minnesota Cities	958	10.0%	96
Minnesota Association of Small Cities	480	65.0%	312
<b>Total for Entity</b>	<b>\$1,488</b>		<b>\$435</b>
<b>City of Blaine</b>			
Association of Metropolitan Municipalities	13,717	31.3%	4,293
League of Minnesota Cities	31,949	10.0%	3,195
North Metro Mayors Association	25,000	66.4%	16,600
<b>Total for Entity</b>	<b>\$70,666</b>		<b>\$24,088</b>
<b>City of Blomkest</b>			
League of Minnesota Cities	396	10.0%	40
Minnesota Association of Small Cities	192	65.0%	125
<b>Total for Entity</b>	<b>\$588</b>		<b>\$165</b>
<b>City of Blooming Prairie</b>			
League of Minnesota Cities	2,226	10.0%	223
<b>Total for Entity</b>	<b>\$2,226</b>		<b>\$223</b>

**Table 5**  
**2018 Lobbying Expenditures Paid With Association Dues**  
**Listed by Entity**

Name of Entity (County) Association Name	Total Local Government Dues	Proportion of Dues Used for Lobbying	Total Dues Used for Lobbying
<b>City of Bloomington</b>			
Association of Metropolitan Municipalities	15,017	31.3%	4,700
League of Minnesota Cities	35,046	10.0%	3,505
Municipal Legislative Commission	10,500	86.2%	9,051
<b>Total for Entity</b>	<b>\$60,563</b>		<b>\$17,256</b>
<b>City of Blue Earth</b>			
League of Minnesota Cities	3,491	10.0%	349
<b>Total for Entity</b>	<b>\$3,491</b>		<b>\$349</b>
<b>City of Bluffton</b>			
Minnesota Association of Small Cities	214	65.0%	139
<b>Total for Entity</b>	<b>\$214</b>		<b>\$139</b>
<b>City of Bock</b>			
League of Minnesota Cities	396	10.0%	40
<b>Total for Entity</b>	<b>\$396</b>		<b>\$40</b>
<b>City of Borup</b>			
League of Minnesota Cities	396	10.0%	40
<b>Total for Entity</b>	<b>\$396</b>		<b>\$40</b>
<b>City of Bovey</b>			
League of Minnesota Cities	979	10.0%	98
<b>Total for Entity</b>	<b>\$979</b>		<b>\$98</b>
<b>City of Bowlus</b>			
League of Minnesota Cities	439	10.0%	44
<b>Total for Entity</b>	<b>\$439</b>		<b>\$44</b>
<b>City of Boyd</b>			
League of Minnesota Cities	396	10.0%	40
Minnesota Association of Small Cities	195	65.0%	127
<b>Total for Entity</b>	<b>\$591</b>		<b>\$167</b>
<b>City of Braham</b>			
League of Minnesota Cities	2,021	10.0%	202
<b>Total for Entity</b>	<b>\$2,021</b>		<b>\$202</b>

**Table 5**  
**2018 Lobbying Expenditures Paid With Association Dues**  
**Listed by Entity**

Name of Entity (County) Association Name	Total Local Government Dues	Proportion of Dues Used for Lobbying	Total Dues Used for Lobbying
<b>City of Brainerd</b>			
Coalition of Greater Minnesota Cities	27,726	50.8%	14,085
League of Minnesota Cities	12,342	10.0%	1,234
Minnesota Environmental Science and Economic Review Board	4,095	9.1%	373
<b>Total for Entity</b>	<b>\$44,163</b>		<b>\$15,692</b>
<b>City of Brandon</b>			
League of Minnesota Cities	659	10.0%	66
<b>Total for Entity</b>	<b>\$659</b>		<b>\$66</b>
<b>City of Breckenridge</b>			
Coalition of Greater Minnesota Cities	5,970	50.8%	3,033
League of Minnesota Cities	3,594	10.0%	359
Minnesota Environmental Science and Economic Review Board	1,152	9.1%	105
<b>Total for Entity</b>	<b>\$10,716</b>		<b>\$3,497</b>
<b>City of Breezy Point</b>			
League of Minnesota Cities	2,713	10.0%	271
<b>Total for Entity</b>	<b>\$2,713</b>		<b>\$271</b>
<b>City of Brewster</b>			
League of Minnesota Cities	642	10.0%	64
<b>Total for Entity</b>	<b>\$642</b>		<b>\$64</b>
<b>City of Bricelyn</b>			
League of Minnesota Cities	501	10.0%	50
<b>Total for Entity</b>	<b>\$501</b>		<b>\$50</b>
<b>City of Brook Park</b>			
League of Minnesota Cities	396	10.0%	40
<b>Total for Entity</b>	<b>\$396</b>		<b>\$40</b>
<b>City of Brooklyn Center</b>			
Association of Metropolitan Municipalities	9,358	31.3%	2,929
League of Minnesota Cities	21,834	10.0%	2,183
North Metro Mayors Association	12,711	66.4%	8,440
<b>Total for Entity</b>	<b>\$43,903</b>		<b>\$13,552</b>

**Table 5**  
**2018 Lobbying Expenditures Paid With Association Dues**  
**Listed by Entity**

Name of Entity (County) Association Name	Total Local Government Dues	Proportion of Dues Used for Lobbying	Total Dues Used for Lobbying
<b>City of Brooklyn Park</b>			
Association of Metropolitan Municipalities	14,638	31.3%	4,582
League of Minnesota Cities	68,029	10.0%	6,803
North Metro Mayors Association	25,000	66.4%	16,600
<b>Total for Entity</b>	<b>\$107,667</b>		<b>\$27,985</b>
<b>City of Brooks</b>			
League of Minnesota Cities	396	10.0%	40
<b>Total for Entity</b>	<b>\$396</b>		<b>\$40</b>
<b>City of Brooten</b>			
League of Minnesota Cities	925	10.0%	92
Minnesota Association of Small Cities	457	65.0%	297
<b>Total for Entity</b>	<b>\$1,382</b>		<b>\$389</b>
<b>City of Browerville</b>			
League of Minnesota Cities	956	10.0%	96
<b>Total for Entity</b>	<b>\$956</b>		<b>\$96</b>
<b>City of Browns Valley</b>			
League of Minnesota Cities	729	10.0%	73
Minnesota Association of Small Cities	375	65.0%	244
<b>Total for Entity</b>	<b>\$1,104</b>		<b>\$317</b>
<b>City of Brownsdale</b>			
League of Minnesota Cities	847	10.0%	85
<b>Total for Entity</b>	<b>\$847</b>		<b>\$85</b>
<b>City of Brownsville</b>			
League of Minnesota Cities	639	10.0%	64
Minnesota Association of Small Cities	328	65.0%	213
<b>Total for Entity</b>	<b>\$967</b>		<b>\$277</b>
<b>City of Brownton</b>			
League of Minnesota Cities	893	10.0%	89
Minnesota Association of Small Cities	451	65.0%	293
<b>Total for Entity</b>	<b>\$1,344</b>		<b>\$382</b>



**Table 5**  
**2018 Lobbying Expenditures Paid With Association Dues**  
**Listed by Entity**

Name of Entity (County) Association Name	Total Local Government Dues	Proportion of Dues Used for Lobbying	Total Dues Used for Lobbying
<b>City of Bruno</b>			
League of Minnesota Cities	396	10.0%	40
<b>Total for Entity</b>	<b>\$396</b>		<b>\$40</b>
<b>City of Buckman</b>			
League of Minnesota Cities	445	10.0%	44
<b>Total for Entity</b>	<b>\$445</b>		<b>\$44</b>
<b>City of Buffalo</b>			
League of Minnesota Cities	14,181	10.0%	1,418
<b>Total for Entity</b>	<b>\$14,181</b>		<b>\$1,418</b>
<b>City of Buffalo Lake</b>			
League of Minnesota Cities	843	10.0%	84
Minnesota Association of Small Cities	436	65.0%	283
<b>Total for Entity</b>	<b>\$1,279</b>		<b>\$367</b>
<b>City of Buhl</b>			
League of Minnesota Cities	1,174	10.0%	117
Minnesota Association of Small Cities	571	65.0%	371
Range Association of Municipalities and Schools	700	72.0%	504
<b>Total for Entity</b>	<b>\$2,445</b>		<b>\$992</b>
<b>City of Burnsville</b>			
Association of Metropolitan Municipalities	13,648	31.3%	4,272
League of Minnesota Cities	31,705	10.0%	3,170
Municipal Legislative Commission	10,500	86.2%	9,051
<b>Total for Entity</b>	<b>\$55,853</b>		<b>\$16,493</b>
<b>City of Burtrum</b>			
League of Minnesota Cities	396	10.0%	40
<b>Total for Entity</b>	<b>\$396</b>		<b>\$40</b>
<b>City of Butterfield</b>			
League of Minnesota Cities	736	10.0%	74
<b>Total for Entity</b>	<b>\$736</b>		<b>\$74</b>

**Table 5**  
**2018 Lobbying Expenditures Paid With Association Dues**  
**Listed by Entity**

Name of Entity (County) Association Name	Total Local Government Dues	Proportion of Dues Used for Lobbying	Total Dues Used for Lobbying
<b>City of Byron</b>			
League of Minnesota Cities	5,915	10.0%	592
<b>Total for Entity</b>	<b>\$5,915</b>		<b>\$592</b>
<b>City of Caledonia</b>			
League of Minnesota Cities	3,088	10.0%	309
<b>Total for Entity</b>	<b>\$3,088</b>		<b>\$309</b>
<b>City of Callaway</b>			
League of Minnesota Cities	396	10.0%	40
Minnesota Association of Small Cities	225	65.0%	146
<b>Total for Entity</b>	<b>\$621</b>		<b>\$186</b>
<b>City of Calumet</b>			
League of Minnesota Cities	506	10.0%	51
Minnesota Association of Small Cities	288	65.0%	187
Range Association of Municipalities and Schools	450	72.0%	324
<b>Total for Entity</b>	<b>\$1,244</b>		<b>\$562</b>
<b>City of Cambridge</b>			
Greater Minnesota Parks and Trails	150	53.4%	80
League of Minnesota Cities	8,671	10.0%	867
Minnesota Environmental Science and Economic Review Board	2,477	9.1%	225
<b>Total for Entity</b>	<b>\$11,298</b>		<b>\$1,172</b>
<b>City of Campbell</b>			
League of Minnesota Cities	396	10.0%	40
Minnesota Association of Small Cities	192	65.0%	125
<b>Total for Entity</b>	<b>\$588</b>		<b>\$165</b>
<b>City of Canby</b>			
League of Minnesota Cities	1,946	10.0%	195
<b>Total for Entity</b>	<b>\$1,946</b>		<b>\$195</b>
<b>City of Cannon Falls</b>			
Greater Minnesota Partnership	500	55.6%	278
League of Minnesota Cities	4,433	10.0%	443
<b>Total for Entity</b>	<b>\$4,933</b>		<b>\$721</b>

**Table 5**  
**2018 Lobbying Expenditures Paid With Association Dues**  
**Listed by Entity**

Name of Entity (County) Association Name	Total Local Government Dues	Proportion of Dues Used for Lobbying	Total Dues Used for Lobbying
<b>City of Canton</b>			
League of Minnesota Cities	504	10.0%	50
<b>Total for Entity</b>	<b>\$504</b>		<b>\$50</b>
<b>City of Carlos</b>			
League of Minnesota Cities	660	10.0%	66
<b>Total for Entity</b>	<b>\$660</b>		<b>\$66</b>
<b>City of Carlton</b>			
League of Minnesota Cities	1,162	10.0%	116
Minnesota Association of Small Cities	569	65.0%	370
<b>Total for Entity</b>	<b>\$1,731</b>		<b>\$486</b>
<b>City of Carver</b>			
Association of Metropolitan Municipalities	2,011	31.3%	629
League of Minnesota Cities	4,972	10.0%	497
<b>Total for Entity</b>	<b>\$6,983</b>		<b>\$1,126</b>
<b>City of Cass Lake</b>			
League of Minnesota Cities	932	10.0%	93
<b>Total for Entity</b>	<b>\$932</b>		<b>\$93</b>
<b>City of Cedar Mills</b>			
League of Minnesota Cities	396	10.0%	40
<b>Total for Entity</b>	<b>\$396</b>		<b>\$40</b>
<b>City of Center City</b>			
League of Minnesota Cities	780	10.0%	78
Minnesota Association of Small Cities	402	65.0%	261
<b>Total for Entity</b>	<b>\$1,182</b>		<b>\$339</b>
<b>City of Centerville</b>			
Association of Metropolitan Municipalities	1,864	31.3%	583
League of Minnesota Cities	4,321	10.0%	432
<b>Total for Entity</b>	<b>\$6,185</b>		<b>\$1,015</b>
<b>City of Ceylon</b>			
League of Minnesota Cities	496	10.0%	50
<b>Total for Entity</b>	<b>\$496</b>		<b>\$50</b>

**Table 5**  
**2018 Lobbying Expenditures Paid With Association Dues**  
**Listed by Entity**

Name of Entity (County) Association Name	Total Local Government Dues	Proportion of Dues Used for Lobbying	Total Dues Used for Lobbying
<b>City of Champlin</b>			
League of Minnesota Cities	18,540	10.0%	1,854
North Metro Mayors Association	10,718	66.4%	7,117
<b>Total for Entity</b>	<b>\$29,258</b>		<b>\$8,971</b>
<b>City of Chandler</b>			
League of Minnesota Cities	408	10.0%	41
<b>Total for Entity</b>	<b>\$408</b>		<b>\$41</b>
<b>City of Chanhassen</b>			
Association of Metropolitan Municipalities	8,278	31.3%	2,591
League of Minnesota Cities	19,541	10.0%	1,954
Municipal Legislative Commission	6,362	86.2%	5,484
<b>Total for Entity</b>	<b>\$34,181</b>		<b>\$10,029</b>
<b>City of Chaska</b>			
Association of Metropolitan Municipalities	8,357	31.3%	2,616
League of Minnesota Cities	19,977	10.0%	1,998
<b>Total for Entity</b>	<b>\$28,334</b>		<b>\$4,614</b>
<b>City of Chatfield</b>			
Greater Minnesota Parks and Trails	300	53.4%	160
League of Minnesota Cities	3,126	10.0%	313
Minnesota Association of Small Cities	1,451	65.0%	943
<b>Total for Entity</b>	<b>\$4,877</b>		<b>\$1,416</b>
<b>City of Chickamaw Beach</b>			
League of Minnesota Cities	396	10.0%	40
<b>Total for Entity</b>	<b>\$396</b>		<b>\$40</b>
<b>City of Chisago City</b>			
League of Minnesota Cities	5,651	10.0%	565
<b>Total for Entity</b>	<b>\$5,651</b>		<b>\$565</b>
<b>City of Chisholm</b>			
League of Minnesota Cities	5,313	10.0%	531
Range Association of Municipalities and Schools	700	72.0%	504
<b>Total for Entity</b>	<b>\$6,013</b>		<b>\$1,035</b>

**Table 5**  
**2018 Lobbying Expenditures Paid With Association Dues**  
**Listed by Entity**

Name of Entity (County) Association Name	Total Local Government Dues	Proportion of Dues Used for Lobbying	Total Dues Used for Lobbying
<b>City of Chokio</b>			
League of Minnesota Cities	537	10.0%	54
Minnesota Association of Small Cities	293	65.0%	190
<b>Total for Entity</b>	<b>\$830</b>		<b>\$244</b>
<b>City of Circle Pines</b>			
Association of Metropolitan Municipalities	2,269	31.3%	710
League of Minnesota Cities	5,385	10.0%	538
North Metro Mayors Association	2,500	66.4%	1,660
<b>Total for Entity</b>	<b>\$10,154</b>		<b>\$2,908</b>
<b>City of Clara City</b>			
League of Minnesota Cities	1,520	10.0%	152
Minnesota Association of Small Cities	762	65.0%	495
<b>Total for Entity</b>	<b>\$2,282</b>		<b>\$647</b>
<b>City of Claremont</b>			
League of Minnesota Cities	703	10.0%	70
<b>Total for Entity</b>	<b>\$703</b>		<b>\$70</b>
<b>City of Clarissa</b>			
League of Minnesota Cities	826	10.0%	83
Minnesota Association of Small Cities	427	65.0%	278
<b>Total for Entity</b>	<b>\$1,253</b>		<b>\$361</b>
<b>City of Clarkfield</b>			
League of Minnesota Cities	992	10.0%	99
Minnesota Association of Small Cities	508	65.0%	330
<b>Total for Entity</b>	<b>\$1,500</b>		<b>\$429</b>
<b>City of Clarks Grove</b>			
League of Minnesota Cities	853	10.0%	85
Minnesota Association of Small Cities	439	65.0%	285
<b>Total for Entity</b>	<b>\$1,292</b>		<b>\$370</b>

**Table 5**  
**2018 Lobbying Expenditures Paid With Association Dues**  
**Listed by Entity**

Name of Entity (County) Association Name	Total Local Government Dues	Proportion of Dues Used for Lobbying	Total Dues Used for Lobbying
<b>City of Clear Lake</b>			
League of Minnesota Cities	774	10.0%	77
Minnesota Association of Small Cities	365	65.0%	237
<b>Total for Entity</b>	<b>\$1,139</b>		<b>\$314</b>
<b>City of Clearbrook</b>			
League of Minnesota Cities	684	10.0%	68
Minnesota Association of Small Cities	353	65.0%	229
<b>Total for Entity</b>	<b>\$1,037</b>		<b>\$297</b>
<b>City of Clearwater</b>			
League of Minnesota Cities	2,003	10.0%	200
Minnesota Association of Small Cities	931	65.0%	605
<b>Total for Entity</b>	<b>\$2,934</b>		<b>\$805</b>
<b>City of Clements</b>			
League of Minnesota Cities	396	10.0%	40
<b>Total for Entity</b>	<b>\$396</b>		<b>\$40</b>
<b>City of Cleveland</b>			
League of Minnesota Cities	896	10.0%	90
<b>Total for Entity</b>	<b>\$896</b>		<b>\$90</b>
<b>City of Climax</b>			
League of Minnesota Cities	428	10.0%	43
<b>Total for Entity</b>	<b>\$428</b>		<b>\$43</b>
<b>City of Clinton</b>			
League of Minnesota Cities	583	10.0%	58
Minnesota Association of Small Cities	322	65.0%	209
<b>Total for Entity</b>	<b>\$905</b>		<b>\$267</b>
<b>City of Clitherall</b>			
League of Minnesota Cities	396	10.0%	40
Minnesota Association of Small Cities	170	65.0%	110
<b>Total for Entity</b>	<b>\$566</b>		<b>\$150</b>

**Table 5**  
**2018 Lobbying Expenditures Paid With Association Dues**  
**Listed by Entity**

Name of Entity (County) Association Name	Total Local Government Dues	Proportion of Dues Used for Lobbying	Total Dues Used for Lobbying
<b>City of Clontarf</b>			
League of Minnesota Cities	792	10.0%	79
<b>Total for Entity</b>	<b>\$792</b>		<b>\$79</b>
<b>City of Cloquet</b>			
League of Minnesota Cities	11,273	10.0%	1,127
<b>Total for Entity</b>	<b>\$11,273</b>		<b>\$1,127</b>
<b>City of Coates</b>			
League of Minnesota Cities	396	10.0%	40
Minnesota Association of Small Cities	192	65.0%	125
<b>Total for Entity</b>	<b>\$588</b>		<b>\$165</b>
<b>City of Cohasset</b>			
Coalition of Utility Cities	12,667	100.0%	12,667
League of Minnesota Cities	3,010	10.0%	301
<b>Total for Entity</b>	<b>\$15,677</b>		<b>\$12,968</b>
<b>City of Cokato</b>			
Coalition of Greater Minnesota Cities	3,808	50.8%	1,934
League of Minnesota Cities	3,021	10.0%	302
<b>Total for Entity</b>	<b>\$6,829</b>		<b>\$2,236</b>
<b>City of Cold Spring</b>			
League of Minnesota Cities	4,485	10.0%	448
<b>Total for Entity</b>	<b>\$4,485</b>		<b>\$448</b>
<b>City of Coleraine</b>			
League of Minnesota Cities	2,185	10.0%	218
Range Association of Municipalities and Schools	700	72.0%	504
<b>Total for Entity</b>	<b>\$2,885</b>		<b>\$722</b>
<b>City of Cologne</b>			
League of Minnesota Cities	1,922	10.0%	192
<b>Total for Entity</b>	<b>\$1,922</b>		<b>\$192</b>
<b>City of Columbia Heights</b>			
Association of Metropolitan Municipalities	7,287	31.3%	2,281
<b>Total for Entity</b>	<b>\$7,287</b>		<b>\$2,281</b>

**Table 5**  
**2018 Lobbying Expenditures Paid With Association Dues**  
**Listed by Entity**

Name of Entity (County) Association Name	Total Local Government Dues	Proportion of Dues Used for Lobbying	Total Dues Used for Lobbying
<b>City of Columbus</b>			
League of Minnesota Cities	4,188	10.0%	419
<b>Total for Entity</b>	<b>\$4,188</b>		<b>\$419</b>
<b>City of Comfrey</b>			
League of Minnesota Cities	512	10.0%	51
Minnesota Association of Small Cities	292	65.0%	190
<b>Total for Entity</b>	<b>\$804</b>		<b>\$241</b>
<b>City of Comstock</b>			
League of Minnesota Cities	396	10.0%	40
Minnesota Association of Small Cities	162	65.0%	105
<b>Total for Entity</b>	<b>\$558</b>		<b>\$145</b>
<b>City of Conger</b>			
League of Minnesota Cities	396	10.0%	40
<b>Total for Entity</b>	<b>\$396</b>		<b>\$40</b>
<b>City of Cook</b>			
League of Minnesota Cities	721	10.0%	72
<b>Total for Entity</b>	<b>\$721</b>		<b>\$72</b>
<b>City of Coon Rapids</b>			
Association of Metropolitan Municipalities	13,681	31.3%	4,282
League of Minnesota Cities	31,834	10.0%	3,183
North Metro Mayors Association	25,000	66.4%	16,600
<b>Total for Entity</b>	<b>\$70,515</b>		<b>\$24,065</b>
<b>City of Corcoran</b>			
Association of Metropolitan Municipalities	2,488	31.3%	779
League of Minnesota Cities	5,871	10.0%	587
<b>Total for Entity</b>	<b>\$8,359</b>		<b>\$1,366</b>
<b>City of Correll</b>			
League of Minnesota Cities	396	10.0%	40
<b>Total for Entity</b>	<b>\$396</b>		<b>\$40</b>



**Table 5**  
**2018 Lobbying Expenditures Paid With Association Dues**  
**Listed by Entity**

Name of Entity (County) Association Name	Total Local Government Dues	Proportion of Dues Used for Lobbying	Total Dues Used for Lobbying
<b>City of Cosmos</b>			
League of Minnesota Cities	615	10.0%	62
Minnesota Association of Small Cities	329	65.0%	214
<b>Total for Entity</b>	<b>\$944</b>		<b>\$276</b>
<b>City of Cottage Grove</b>			
Association of Metropolitan Municipalities	10,259	31.3%	3,211
League of Minnesota Cities	24,155	10.0%	2,416
<b>Total for Entity</b>	<b>\$34,414</b>		<b>\$5,627</b>
<b>City of Cottonwood</b>			
League of Minnesota Cities	1,431	10.0%	143
Minnesota Association of Small Cities	691	65.0%	449
<b>Total for Entity</b>	<b>\$2,122</b>		<b>\$592</b>
<b>City of Courtland</b>			
Highway 14 Partnership	1,000	85.2%	852
League of Minnesota Cities	826	10.0%	83
Minnesota Association of Small Cities	398	65.0%	259
<b>Total for Entity</b>	<b>\$2,224</b>		<b>\$1,194</b>
<b>City of Cromwell</b>			
League of Minnesota Cities	396	10.0%	40
Minnesota Association of Small Cities	228	65.0%	148
<b>Total for Entity</b>	<b>\$624</b>		<b>\$188</b>
<b>City of Crookston</b>			
Coalition of Greater Minnesota Cities	13,179	50.8%	6,695
Greater Minnesota Parks and Trails	150	53.4%	80
League of Minnesota Cities	7,935	10.0%	794
Minnesota Environmental Science and Economic Review Board	2,331	9.1%	212
<b>Total for Entity</b>	<b>\$23,595</b>		<b>\$7,781</b>
<b>City of Crosby</b>			
League of Minnesota Cities	2,608	10.0%	261
<b>Total for Entity</b>	<b>\$2,608</b>		<b>\$261</b>

**Table 5**  
**2018 Lobbying Expenditures Paid With Association Dues**  
**Listed by Entity**

Name of Entity (County) Association Name	Total Local Government Dues	Proportion of Dues Used for Lobbying	Total Dues Used for Lobbying
<b>City of Crosslake</b>			
League of Minnesota Cities	2,491	10.0%	249
Minnesota Association of Small Cities	1,186	65.0%	771
Minnesota Environmental Science and Economic Review Board	179	9.1%	16
<b>Total for Entity</b>	<b>\$3,856</b>		<b>\$1,036</b>
<b>City of Crystal</b>			
League of Minnesota Cities	18,204	10.0%	1,820
<b>Total for Entity</b>	<b>\$18,204</b>		<b>\$1,820</b>
<b>City of Currie</b>			
League of Minnesota Cities	396	10.0%	40
Minnesota Association of Small Cities	224	65.0%	146
<b>Total for Entity</b>	<b>\$620</b>		<b>\$186</b>
<b>City of Cuyuna</b>			
League of Minnesota Cities	487	10.0%	49
<b>Total for Entity</b>	<b>\$487</b>		<b>\$49</b>
<b>City of Cyrus</b>			
League of Minnesota Cities	443	10.0%	44
<b>Total for Entity</b>	<b>\$443</b>		<b>\$44</b>
<b>City of Dakota</b>			
League of Minnesota Cities	454	10.0%	45
<b>Total for Entity</b>	<b>\$454</b>		<b>\$45</b>
<b>City of Dalton</b>			
League of Minnesota Cities	396	10.0%	40
<b>Total for Entity</b>	<b>\$396</b>		<b>\$40</b>
<b>City of Danube</b>			
League of Minnesota Cities	616	10.0%	62
Minnesota Association of Small Cities	337	65.0%	219
<b>Total for Entity</b>	<b>\$953</b>		<b>\$281</b>
<b>City of Danvers</b>			
League of Minnesota Cities	396	10.0%	40
<b>Total for Entity</b>	<b>\$396</b>		<b>\$40</b>

**Table 5**  
**2018 Lobbying Expenditures Paid With Association Dues**  
**Listed by Entity**

Name of Entity (County) Association Name	Total Local Government Dues	Proportion of Dues Used for Lobbying	Total Dues Used for Lobbying
<b>City of Darfur</b>			
League of Minnesota Cities	396	10.0%	40
<b>Total for Entity</b>	<b>\$396</b>		<b>\$40</b>
<b>City of Darwin</b>			
League of Minnesota Cities	512	10.0%	51
Minnesota Association of Small Cities	277	65.0%	180
<b>Total for Entity</b>	<b>\$789</b>		<b>\$231</b>
<b>City of Dassel</b>			
League of Minnesota Cities	1,664	10.0%	166
<b>Total for Entity</b>	<b>\$1,664</b>		<b>\$166</b>
<b>City of Dawson</b>			
League of Minnesota Cities	1,661	10.0%	166
Minnesota Association of Small Cities	827	65.0%	538
<b>Total for Entity</b>	<b>\$2,488</b>		<b>\$704</b>
<b>City of Dayton</b>			
Association of Metropolitan Municipalities	2,334	31.3%	731
League of Minnesota Cities	5,776	10.0%	578
<b>Total for Entity</b>	<b>\$8,110</b>		<b>\$1,309</b>
<b>City of De Graff</b>			
League of Minnesota Cities	396	10.0%	40
<b>Total for Entity</b>	<b>\$396</b>		<b>\$40</b>
<b>City of Deephaven</b>			
League of Minnesota Cities	4,266	10.0%	427
<b>Total for Entity</b>	<b>\$4,266</b>		<b>\$427</b>
<b>City of Deer Creek</b>			
League of Minnesota Cities	477	10.0%	48
<b>Total for Entity</b>	<b>\$477</b>		<b>\$48</b>
<b>City of Deer River</b>			
League of Minnesota Cities	1,113	10.0%	111
<b>Total for Entity</b>	<b>\$1,113</b>		<b>\$111</b>

**Table 5**  
**2018 Lobbying Expenditures Paid With Association Dues**  
**Listed by Entity**

Name of Entity (County) Association Name	Total Local Government Dues	Proportion of Dues Used for Lobbying	Total Dues Used for Lobbying
<b>City of Deerwood</b>			
League of Minnesota Cities	696	10.0%	70
<b>Total for Entity</b>	<b>\$696</b>		<b>\$70</b>
<b>City of Delano</b>			
League of Minnesota Cities	6,269	10.0%	627
<b>Total for Entity</b>	<b>\$6,269</b>		<b>\$627</b>
<b>City of Delavan</b>			
League of Minnesota Cities	396	10.0%	40
Minnesota Association of Small Cities	196	65.0%	127
<b>Total for Entity</b>	<b>\$592</b>		<b>\$167</b>
<b>City of Delhi</b>			
League of Minnesota Cities	396	10.0%	40
Minnesota Association of Small Cities	150	65.0%	98
<b>Total for Entity</b>	<b>\$546</b>		<b>\$138</b>
<b>City of Dellwood</b>			
League of Minnesota Cities	1,302	10.0%	130
<b>Total for Entity</b>	<b>\$1,302</b>		<b>\$130</b>
<b>City of Denham</b>			
League of Minnesota Cities	396	10.0%	40
<b>Total for Entity</b>	<b>\$396</b>		<b>\$40</b>
<b>City of Dennison</b>			
League of Minnesota Cities	396	10.0%	40
<b>Total for Entity</b>	<b>\$396</b>		<b>\$40</b>
<b>City of Dent</b>			
League of Minnesota Cities	396	10.0%	40
Minnesota Association of Small Cities	207	65.0%	135
<b>Total for Entity</b>	<b>\$603</b>		<b>\$175</b>

**Table 5**  
**2018 Lobbying Expenditures Paid With Association Dues**  
**Listed by Entity**

Name of Entity (County) Association Name	Total Local Government Dues	Proportion of Dues Used for Lobbying	Total Dues Used for Lobbying
<b>City of Detroit Lakes</b>			
Coalition of Greater Minnesota Cities	15,280	50.8%	7,762
Greater Minnesota Parks and Trails	300	53.4%	160
League of Minnesota Cities	9,134	10.0%	913
Minnesota Environmental Science and Economic Review Board	3,279	9.1%	298
<b>Total for Entity</b>	<b>\$27,993</b>		<b>\$9,133</b>
<b>City of Dexter</b>			
League of Minnesota Cities	490	10.0%	49
<b>Total for Entity</b>	<b>\$490</b>		<b>\$49</b>
<b>City of Dilworth</b>			
Greater Minnesota Parks and Trails	150	53.4%	80
League of Minnesota Cities	4,851	10.0%	485
<b>Total for Entity</b>	<b>\$5,001</b>		<b>\$565</b>
<b>City of Dodge Center</b>			
Coalition of Greater Minnesota Cities	4,949	50.8%	2,514
Highway 14 Partnership	1,000	85.2%	852
League of Minnesota Cities	3,022	10.0%	302
Minnesota Association of Small Cities	1,421	65.0%	924
<b>Total for Entity</b>	<b>\$10,392</b>		<b>\$4,592</b>
<b>City of Donaldson</b>			
League of Minnesota Cities	396	10.0%	40
<b>Total for Entity</b>	<b>\$396</b>		<b>\$40</b>
<b>City of Donnelly</b>			
League of Minnesota Cities	396	10.0%	40
<b>Total for Entity</b>	<b>\$396</b>		<b>\$40</b>
<b>City of Doran</b>			
League of Minnesota Cities	396	10.0%	40
<b>Total for Entity</b>	<b>\$396</b>		<b>\$40</b>
<b>City of Dover</b>			
League of Minnesota Cities	944	10.0%	94
<b>Total for Entity</b>	<b>\$944</b>		<b>\$94</b>

**Table 5**  
**2018 Lobbying Expenditures Paid With Association Dues**  
**Listed by Entity**

Name of Entity (County) Association Name	Total Local Government Dues	Proportion of Dues Used for Lobbying	Total Dues Used for Lobbying
<b>City of Dovray</b>			
League of Minnesota Cities	396	10.0%	40
<b>Total for Entity</b>	<b>\$396</b>		<b>\$40</b>
<b>City of Duluth</b>			
Greater Minnesota Parks and Trails	400	53.4%	214
League of Minnesota Cities	34,816	10.0%	3,482
<b>Total for Entity</b>	<b>\$35,216</b>		<b>\$3,696</b>
<b>City of Dumont</b>			
League of Minnesota Cities	396	10.0%	40
<b>Total for Entity</b>	<b>\$396</b>		<b>\$40</b>
<b>City of Dundas</b>			
League of Minnesota Cities	1,729	10.0%	173
<b>Total for Entity</b>	<b>\$1,729</b>		<b>\$173</b>
<b>City of Dundee</b>			
League of Minnesota Cities	396	10.0%	40
Minnesota Association of Small Cities	151	65.0%	98
<b>Total for Entity</b>	<b>\$547</b>		<b>\$138</b>
<b>City of Dunnell</b>			
League of Minnesota Cities	396	10.0%	40
<b>Total for Entity</b>	<b>\$396</b>		<b>\$40</b>
<b>City of Eagan</b>			
Association of Metropolitan Municipalities	13,951	31.3%	4,367
League of Minnesota Cities	32,488	10.0%	3,249
Municipal Legislative Commission	10,500	86.2%	9,051
<b>Total for Entity</b>	<b>\$56,939</b>		<b>\$16,667</b>
<b>City of Eagle Bend</b>			
League of Minnesota Cities	689	10.0%	69
Minnesota Association of Small Cities	354	65.0%	230
<b>Total for Entity</b>	<b>\$1,043</b>		<b>\$299</b>

**Table 5**  
**2018 Lobbying Expenditures Paid With Association Dues**  
**Listed by Entity**

Name of Entity (County) Association Name	Total Local Government Dues	Proportion of Dues Used for Lobbying	Total Dues Used for Lobbying
<b>City of Eagle Lake</b>			
Coalition of Greater Minnesota Cities	4,113	50.8%	2,089
Highway 14 Partnership	1,000	85.2%	852
League of Minnesota Cities	3,354	10.0%	335
<b>Total for Entity</b>	<b>\$8,467</b>		<b>\$3,276</b>
<b>City of East Bethel</b>			
League of Minnesota Cities	11,146	10.0%	1,115
<b>Total for Entity</b>	<b>\$11,146</b>		<b>\$1,115</b>
<b>City of East Grand Forks</b>			
Coalition of Greater Minnesota Cities	14,494	50.8%	7,363
Greater Minnesota Parks and Trails	150	53.4%	80
Greater Minnesota Partnership	1,000	55.6%	556
League of Minnesota Cities	8,678	10.0%	868
<b>Total for Entity</b>	<b>\$24,322</b>		<b>\$8,867</b>
<b>City of East Gull Lake</b>			
League of Minnesota Cities	1,208	10.0%	121
<b>Total for Entity</b>	<b>\$1,208</b>		<b>\$121</b>
<b>City of Easton</b>			
League of Minnesota Cities	396	10.0%	40
Minnesota Association of Small Cities	208	65.0%	135
<b>Total for Entity</b>	<b>\$604</b>		<b>\$175</b>
<b>City of Echo</b>			
League of Minnesota Cities	413	10.0%	41
<b>Total for Entity</b>	<b>\$413</b>		<b>\$41</b>
<b>City of Eden Prairie</b>			
Association of Metropolitan Municipalities	13,718	31.3%	4,294
League of Minnesota Cities	31,891	10.0%	3,189
Municipal Legislative Commission	10,500	86.2%	9,051
<b>Total for Entity</b>	<b>\$56,109</b>		<b>\$16,534</b>

**Table 5**  
**2018 Lobbying Expenditures Paid With Association Dues**  
**Listed by Entity**

Name of Entity (County) Association Name	Total Local Government Dues	Proportion of Dues Used for Lobbying	Total Dues Used for Lobbying
<b>City of Eden Valley</b>			
League of Minnesota Cities	1,236	10.0%	124
Minnesota Association of Small Cities	593	65.0%	385
<b>Total for Entity</b>	<b>\$1,829</b>		<b>\$509</b>
<b>City of Edgerton</b>			
League of Minnesota Cities	1,317	10.0%	132
Minnesota Association of Small Cities	670	65.0%	436
<b>Total for Entity</b>	<b>\$1,987</b>		<b>\$568</b>
<b>City of Edina</b>			
Association of Metropolitan Municipalities	13,046	31.3%	4,083
League of Minnesota Cities	30,483	10.0%	3,048
Municipal Legislative Commission	10,500	86.2%	9,051
<b>Total for Entity</b>	<b>\$54,029</b>		<b>\$16,182</b>
<b>City of Effie</b>			
League of Minnesota Cities	396	10.0%	40
Minnesota Association of Small Cities	174	65.0%	113
<b>Total for Entity</b>	<b>\$570</b>		<b>\$153</b>
<b>City of Eitzen</b>			
League of Minnesota Cities	396	10.0%	40
<b>Total for Entity</b>	<b>\$396</b>		<b>\$40</b>
<b>City of Elba</b>			
League of Minnesota Cities	396	10.0%	40
Minnesota Association of Small Cities	187	65.0%	122
<b>Total for Entity</b>	<b>\$583</b>		<b>\$162</b>
<b>City of Elbow Lake</b>			
Coalition of Greater Minnesota Cities	3,111	50.8%	1,580
Greater Minnesota Parks and Trails	150	53.4%	80
League of Minnesota Cities	1,358	10.0%	136
<b>Total for Entity</b>	<b>\$4,619</b>		<b>\$1,796</b>



**Table 5**  
**2018 Lobbying Expenditures Paid With Association Dues**  
**Listed by Entity**

Name of Entity (County) Association Name	Total Local Government Dues	Proportion of Dues Used for Lobbying	Total Dues Used for Lobbying
<b>City of Elgin</b>			
League of Minnesota Cities	1,286	10.0%	129
Minnesota Association of Small Cities	610	65.0%	396
<b>Total for Entity</b>	<b>\$1,896</b>		<b>\$525</b>
<b>City of Elizabeth</b>			
League of Minnesota Cities	396	10.0%	40
Minnesota Association of Small Cities	198	65.0%	129
<b>Total for Entity</b>	<b>\$594</b>		<b>\$169</b>
<b>City of Elk River</b>			
Greater Minnesota Parks and Trails	225	53.4%	120
League of Minnesota Cities	18,928	10.0%	1,893
<b>Total for Entity</b>	<b>\$19,153</b>		<b>\$2,013</b>
<b>City of Elko New Market</b>			
Association of Metropolitan Municipalities	2,113	31.3%	661
League of Minnesota Cities	5,064	10.0%	506
<b>Total for Entity</b>	<b>\$7,177</b>		<b>\$1,167</b>
<b>City of Elkton</b>			
League of Minnesota Cities	396	10.0%	40
<b>Total for Entity</b>	<b>\$396</b>		<b>\$40</b>
<b>City of Ellendale</b>			
League of Minnesota Cities	846	10.0%	85
<b>Total for Entity</b>	<b>\$846</b>		<b>\$85</b>
<b>City of Ellsworth</b>			
League of Minnesota Cities	625	10.0%	62
Minnesota Association of Small Cities	329	65.0%	214
<b>Total for Entity</b>	<b>\$954</b>		<b>\$276</b>
<b>City of Elmdale</b>			
League of Minnesota Cities	396	10.0%	40
<b>Total for Entity</b>	<b>\$396</b>		<b>\$40</b>

**Table 5**  
**2018 Lobbying Expenditures Paid With Association Dues**  
**Listed by Entity**

Name of Entity (County) Association Name	Total Local Government Dues	Proportion of Dues Used for Lobbying	Total Dues Used for Lobbying
<b>City of Elmore</b>			
League of Minnesota Cities	756	10.0%	76
<b>Total for Entity</b>	<b>\$756</b>		<b>\$76</b>
<b>City of Elrosa</b>			
League of Minnesota Cities	396	10.0%	40
<b>Total for Entity</b>	<b>\$396</b>		<b>\$40</b>
<b>City of Ely</b>			
Coalition of Greater Minnesota Cities	6,103	50.8%	3,100
Greater Minnesota Partnership	500	55.6%	278
League of Minnesota Cities	3,692	10.0%	369
Range Association of Municipalities and Schools	700	72.0%	504
<b>Total for Entity</b>	<b>\$10,995</b>		<b>\$4,251</b>
<b>City of Elysian</b>			
League of Minnesota Cities	861	10.0%	86
<b>Total for Entity</b>	<b>\$861</b>		<b>\$86</b>
<b>City of Emily</b>			
League of Minnesota Cities	1,030	10.0%	103
<b>Total for Entity</b>	<b>\$1,030</b>		<b>\$103</b>
<b>City of Emmons</b>			
League of Minnesota Cities	521	10.0%	52
<b>Total for Entity</b>	<b>\$521</b>		<b>\$52</b>
<b>City of Erhard</b>			
League of Minnesota Cities	396	10.0%	40
Minnesota Association of Small Cities	185	65.0%	120
<b>Total for Entity</b>	<b>\$581</b>		<b>\$160</b>
<b>City of Erskine</b>			
League of Minnesota Cities	659	10.0%	66
Minnesota Association of Small Cities	345	65.0%	224
<b>Total for Entity</b>	<b>\$1,004</b>		<b>\$290</b>

**Table 5**  
**2018 Lobbying Expenditures Paid With Association Dues**  
**Listed by Entity**

Name of Entity (County) Association Name	Total Local Government Dues	Proportion of Dues Used for Lobbying	Total Dues Used for Lobbying
<b>City of Evan</b>			
League of Minnesota Cities	396	10.0%	40
<b>Total for Entity</b>	<b>\$396</b>		<b>\$40</b>
<b>City of Evansville</b>			
League of Minnesota Cities	770	10.0%	77
Minnesota Association of Small Cities	399	65.0%	259
<b>Total for Entity</b>	<b>\$1,169</b>		<b>\$336</b>
<b>City of Eveleth</b>			
Coalition of Greater Minnesota Cities	64,100	50.8%	32,563
League of Minnesota Cities	3,926	10.0%	393
Minnesota Environmental Science and Economic Review Board	1,333	9.1%	121
<b>Total for Entity</b>	<b>\$69,359</b>		<b>\$33,077</b>
<b>City of Excelsior</b>			
Association of Metropolitan Municipalities	1,079	31.3%	338
League of Minnesota Cities	2,597	10.0%	260
<b>Total for Entity</b>	<b>\$3,676</b>		<b>\$598</b>
<b>City of Eyota</b>			
League of Minnesota Cities	2,270	10.0%	227
Minnesota Association of Small Cities	1,067	65.0%	694
<b>Total for Entity</b>	<b>\$3,337</b>		<b>\$921</b>
<b>City of Fairfax</b>			
League of Minnesota Cities	1,362	10.0%	136
<b>Total for Entity</b>	<b>\$1,362</b>		<b>\$136</b>
<b>City of Fairmont</b>			
Coalition of Greater Minnesota Cities	17,354	50.8%	8,816
Greater Minnesota Partnership	1,500	55.6%	834
League of Minnesota Cities	9,879	10.0%	988
<b>Total for Entity</b>	<b>\$28,733</b>		<b>\$10,638</b>

**Table 5**  
**2018 Lobbying Expenditures Paid With Association Dues**  
**Listed by Entity**

Name of Entity (County) Association Name	Total Local Government Dues	Proportion of Dues Used for Lobbying	Total Dues Used for Lobbying
<b>City of Falcon Heights</b>			
Association of Metropolitan Municipalities	2,454	31.3%	768
League of Minnesota Cities	5,738	10.0%	574
<b>Total for Entity</b>	<b>\$8,192</b>		<b>\$1,342</b>
<b>City of Faribault</b>			
Greater Minnesota Parks and Trails	225	53.4%	120
League of Minnesota Cities	18,575	10.0%	1,858
Minnesota Environmental Science and Economic Review Board	6,229	9.1%	567
<b>Total for Entity</b>	<b>\$25,029</b>		<b>\$2,545</b>
<b>City of Farmington</b>			
League of Minnesota Cities	17,980	10.0%	1,798
<b>Total for Entity</b>	<b>\$17,980</b>		<b>\$1,798</b>
<b>City of Farwell</b>			
League of Minnesota Cities	396	10.0%	40
<b>Total for Entity</b>	<b>\$396</b>		<b>\$40</b>
<b>City of Federal Dam</b>			
League of Minnesota Cities	396	10.0%	40
<b>Total for Entity</b>	<b>\$396</b>		<b>\$40</b>
<b>City of Felton</b>			
League of Minnesota Cities	792	10.0%	79
<b>Total for Entity</b>	<b>\$792</b>		<b>\$79</b>
<b>City of Fergus Falls</b>			
Coalition of Greater Minnesota Cities	27,674	50.8%	14,058
Greater Minnesota Parks and Trails	225	53.4%	120
Greater Minnesota Partnership	1,500	55.6%	834
League of Minnesota Cities	12,368	10.0%	1,237
Minnesota Environmental Science and Economic Review Board	4,178	9.1%	380
<b>Total for Entity</b>	<b>\$45,945</b>		<b>\$16,629</b>
<b>City of Fertile</b>			
League of Minnesota Cities	1,025	10.0%	102
<b>Total for Entity</b>	<b>\$1,025</b>		<b>\$102</b>

**Table 5**  
**2018 Lobbying Expenditures Paid With Association Dues**  
**Listed by Entity**

Name of Entity (County) Association Name	Total Local Government Dues	Proportion of Dues Used for Lobbying	Total Dues Used for Lobbying
<b>City of Fifty Lakes</b>			
League of Minnesota Cities	560	10.0%	56
Minnesota Association of Small Cities	299	65.0%	194
<b>Total for Entity</b>	<b>\$859</b>		<b>\$250</b>
<b>City of Finlayson</b>			
League of Minnesota Cities	456	10.0%	46
Minnesota Association of Small Cities	260	65.0%	169
<b>Total for Entity</b>	<b>\$716</b>		<b>\$215</b>
<b>City of Fisher</b>			
League of Minnesota Cities	591	10.0%	59
Minnesota Association of Small Cities	315	65.0%	205
<b>Total for Entity</b>	<b>\$906</b>		<b>\$264</b>
<b>City of Floodwood</b>			
League of Minnesota Cities	689	10.0%	69
Minnesota Association of Small Cities	361	65.0%	235
<b>Total for Entity</b>	<b>\$1,050</b>		<b>\$304</b>
<b>City of Florence</b>			
League of Minnesota Cities	396	10.0%	40
<b>Total for Entity</b>	<b>\$396</b>		<b>\$40</b>
<b>City of Foley</b>			
Coalition of Greater Minnesota Cities	3,773	50.8%	1,917
League of Minnesota Cities	2,979	10.0%	298
<b>Total for Entity</b>	<b>\$6,752</b>		<b>\$2,215</b>
<b>City of Forada</b>			
League of Minnesota Cities	396	10.0%	40
Minnesota Association of Small Cities	196	65.0%	127
<b>Total for Entity</b>	<b>\$592</b>		<b>\$167</b>
<b>City of Forest Lake</b>			
Association of Metropolitan Municipalities	7,339	31.3%	2,297
League of Minnesota Cities	17,130	10.0%	1,713
<b>Total for Entity</b>	<b>\$24,469</b>		<b>\$4,010</b>

**Table 5**  
**2018 Lobbying Expenditures Paid With Association Dues**  
**Listed by Entity**

Name of Entity (County) Association Name	Total Local Government Dues	Proportion of Dues Used for Lobbying	Total Dues Used for Lobbying
<b>City of Foreston</b>			
League of Minnesota Cities	685	10.0%	68
<b>Total for Entity</b>	<b>\$685</b>		<b>\$68</b>
<b>City of Fort Ripley</b>			
League of Minnesota Cities	396	10.0%	40
<b>Total for Entity</b>	<b>\$396</b>		<b>\$40</b>
<b>City of Fosston</b>			
League of Minnesota Cities	1,710	10.0%	171
Minnesota Association of Small Cities	834	65.0%	542
<b>Total for Entity</b>	<b>\$2,544</b>		<b>\$713</b>
<b>City of Fountain</b>			
League of Minnesota Cities	573	10.0%	57
Minnesota Association of Small Cities	306	65.0%	199
<b>Total for Entity</b>	<b>\$879</b>		<b>\$256</b>
<b>City of Foxhome</b>			
Minnesota Association of Small Cities	174	65.0%	113
<b>Total for Entity</b>	<b>\$174</b>		<b>\$113</b>
<b>City of Franklin</b>			
League of Minnesota Cities	634	10.0%	63
Minnesota Association of Small Cities	343	65.0%	223
<b>Total for Entity</b>	<b>\$977</b>		<b>\$286</b>
<b>City of Frazee</b>			
Greater Minnesota Parks and Trails	150	53.4%	80
League of Minnesota Cities	1,603	10.0%	160
Minnesota Association of Small Cities	776	65.0%	504
<b>Total for Entity</b>	<b>\$2,529</b>		<b>\$744</b>
<b>City of Freeborn</b>			
League of Minnesota Cities	430	10.0%	43
Minnesota Association of Small Cities	291	65.0%	189
<b>Total for Entity</b>	<b>\$721</b>		<b>\$232</b>

**Table 5**  
**2018 Lobbying Expenditures Paid With Association Dues**  
**Listed by Entity**

Name of Entity (County) Association Name	Total Local Government Dues	Proportion of Dues Used for Lobbying	Total Dues Used for Lobbying
<b>City of Freeport</b>			
League of Minnesota Cities	843	10.0%	84
Minnesota Association of Small Cities	419	65.0%	272
<b>Total for Entity</b>	<b>\$1,262</b>		<b>\$356</b>
<b>City of Fridley</b>			
Association of Metropolitan Municipalities	8,916	31.3%	2,791
League of Minnesota Cities	20,739	10.0%	2,074
<b>Total for Entity</b>	<b>\$29,655</b>		<b>\$4,865</b>
<b>City of Frost</b>			
League of Minnesota Cities	396	10.0%	40
Minnesota Association of Small Cities	65	65.0%	42
<b>Total for Entity</b>	<b>\$461</b>		<b>\$82</b>
<b>City of Fulda</b>			
League of Minnesota Cities	1,475	10.0%	148
Minnesota Association of Small Cities	737	65.0%	479
Minnesota Environmental Science and Economic Review Board	344	9.1%	31
<b>Total for Entity</b>	<b>\$2,556</b>		<b>\$658</b>
<b>City of Garfield</b>			
League of Minnesota Cities	515	10.0%	52
<b>Total for Entity</b>	<b>\$515</b>		<b>\$52</b>
<b>City of Garrison</b>			
League of Minnesota Cities	396	10.0%	40
Minnesota Association of Small Cities	215	65.0%	140
<b>Total for Entity</b>	<b>\$611</b>		<b>\$180</b>
<b>City of Garvin</b>			
League of Minnesota Cities	396	10.0%	40
<b>Total for Entity</b>	<b>\$396</b>		<b>\$40</b>
<b>City of Gary</b>			
League of Minnesota Cities	396	10.0%	40
<b>Total for Entity</b>	<b>\$396</b>		<b>\$40</b>

**Table 5**  
**2018 Lobbying Expenditures Paid With Association Dues**  
**Listed by Entity**

Name of Entity (County) Association Name	Total Local Government Dues	Proportion of Dues Used for Lobbying	Total Dues Used for Lobbying
<b>City of Gaylord</b>			
Greater Minnesota Partnership	500	55.6%	278
League of Minnesota Cities	2,536	10.0%	254
Minnesota Association of Small Cities	1,236	65.0%	803
<b>Total for Entity</b>	<b>\$4,272</b>		<b>\$1,335</b>
<b>City of Gem Lake</b>			
League of Minnesota Cities	605	10.0%	60
<b>Total for Entity</b>	<b>\$605</b>		<b>\$60</b>
<b>City of Geneva</b>			
League of Minnesota Cities	694	10.0%	69
Minnesota Association of Small Cities	367	65.0%	239
<b>Total for Entity</b>	<b>\$1,061</b>		<b>\$308</b>
<b>City of Genola</b>			
League of Minnesota Cities	396	10.0%	40
<b>Total for Entity</b>	<b>\$396</b>		<b>\$40</b>
<b>City of Georgetown</b>			
League of Minnesota Cities	396	10.0%	40
<b>Total for Entity</b>	<b>\$396</b>		<b>\$40</b>
<b>City of Ghent</b>			
League of Minnesota Cities	518	10.0%	52
Minnesota Association of Small Cities	282	65.0%	183
<b>Total for Entity</b>	<b>\$800</b>		<b>\$235</b>
<b>City of Gibbon</b>			
League of Minnesota Cities	934	10.0%	93
<b>Total for Entity</b>	<b>\$934</b>		<b>\$93</b>
<b>City of Gilbert</b>			
Coalition of Greater Minnesota Cities	3,946	50.8%	2,005
League of Minnesota Cities	2,011	10.0%	201
Range Association of Municipalities and Schools	700	72.0%	504
<b>Total for Entity</b>	<b>\$6,657</b>		<b>\$2,710</b>



**Table 5**  
**2018 Lobbying Expenditures Paid With Association Dues**  
**Listed by Entity**

Name of Entity (County) Association Name	Total Local Government Dues	Proportion of Dues Used for Lobbying	Total Dues Used for Lobbying
<b>City of Gilman</b>			
League of Minnesota Cities	396	10.0%	40
<b>Total for Entity</b>	<b>\$396</b>		<b>\$40</b>
<b>City of Glencoe</b>			
Coalition of Greater Minnesota Cities	9,629	50.8%	4,892
League of Minnesota Cities	5,809	10.0%	581
Minnesota Environmental Science and Economic Review Board	1,741	9.1%	158
<b>Total for Entity</b>	<b>\$17,179</b>		<b>\$5,631</b>
<b>City of Glenville</b>			
League of Minnesota Cities	763	10.0%	76
<b>Total for Entity</b>	<b>\$763</b>		<b>\$76</b>
<b>City of Glenwood</b>			
Coalition of Greater Minnesota Cities	4,991	50.8%	2,535
League of Minnesota Cities	2,829	10.0%	283
<b>Total for Entity</b>	<b>\$7,820</b>		<b>\$2,818</b>
<b>City of Glyndon</b>			
Greater Minnesota Parks and Trails	150	53.4%	80
League of Minnesota Cities	1,605	10.0%	160
Minnesota Association of Small Cities	787	65.0%	512
<b>Total for Entity</b>	<b>\$2,542</b>		<b>\$752</b>
<b>City of Golden Valley</b>			
Association of Metropolitan Municipalities	7,588	31.3%	2,375
League of Minnesota Cities	17,637	10.0%	1,764
<b>Total for Entity</b>	<b>\$25,225</b>		<b>\$4,139</b>
<b>City of Gonvick</b>			
League of Minnesota Cities	440	10.0%	44
<b>Total for Entity</b>	<b>\$440</b>		<b>\$44</b>
<b>City of Good Thunder</b>			
League of Minnesota Cities	698	10.0%	70
<b>Total for Entity</b>	<b>\$698</b>		<b>\$70</b>

**Table 5**  
**2018 Lobbying Expenditures Paid With Association Dues**  
**Listed by Entity**

Name of Entity (County) Association Name	Total Local Government Dues	Proportion of Dues Used for Lobbying	Total Dues Used for Lobbying
<b>City of Goodhue</b>			
League of Minnesota Cities	1,359	10.0%	136
Minnesota Association of Small Cities	653	65.0%	424
<b>Total for Entity</b>	<b>\$2,012</b>		<b>\$560</b>
<b>City of Goodridge</b>			
League of Minnesota Cities	396	10.0%	40
Minnesota Association of Small Cities	182	65.0%	118
<b>Total for Entity</b>	<b>\$578</b>		<b>\$158</b>
<b>City of Goodview</b>			
Coalition of Greater Minnesota Cities	7,103	50.8%	3,608
League of Minnesota Cities	4,478	10.0%	448
<b>Total for Entity</b>	<b>\$11,581</b>		<b>\$4,056</b>
<b>City of Graceville</b>			
League of Minnesota Cities	731	10.0%	73
Minnesota Association of Small Cities	374	65.0%	243
<b>Total for Entity</b>	<b>\$1,105</b>		<b>\$316</b>
<b>City of Granada</b>			
League of Minnesota Cities	424	10.0%	42
<b>Total for Entity</b>	<b>\$424</b>		<b>\$42</b>
<b>City of Grand Marais</b>			
Coalition of Greater Minnesota Cities	2,819	50.8%	1,432
Greater Minnesota Parks and Trails	150	53.4%	80
League of Minnesota Cities	1,603	10.0%	160
Minnesota Association of Small Cities	762	65.0%	495
<b>Total for Entity</b>	<b>\$5,334</b>		<b>\$2,167</b>
<b>City of Grand Meadow</b>			
League of Minnesota Cities	1,380	10.0%	138
Minnesota Association of Small Cities	670	65.0%	436
<b>Total for Entity</b>	<b>\$2,050</b>		<b>\$574</b>

**Table 5**  
**2018 Lobbying Expenditures Paid With Association Dues**  
**Listed by Entity**

Name of Entity (County) Association Name	Total Local Government Dues	Proportion of Dues Used for Lobbying	Total Dues Used for Lobbying
<b>City of Grand Rapids</b>			
Coalition of Greater Minnesota Cities	19,006	50.8%	9,655
League of Minnesota Cities	10,682	10.0%	1,068
Minnesota Environmental Science and Economic Review Board	2,736	9.1%	249
Range Association of Municipalities and Schools	950	72.0%	684
<b>Total for Entity</b>	<b>\$33,374</b>		<b>\$11,656</b>
<b>City of Granite Falls</b>			
Coalition of Greater Minnesota Cities	5,289	50.8%	2,687
Coalition of Utility Cities	1,380	100.0%	1,380
Greater Minnesota Parks and Trails	150	53.4%	80
League of Minnesota Cities	6,109	10.0%	611
Minnesota Environmental Science and Economic Review Board	1,039	9.1%	95
<b>Total for Entity</b>	<b>\$13,967</b>		<b>\$4,853</b>
<b>City of Grant</b>			
League of Minnesota Cities	4,399	10.0%	440
<b>Total for Entity</b>	<b>\$4,399</b>		<b>\$440</b>
<b>City of Grasston</b>			
League of Minnesota Cities	396	10.0%	40
<b>Total for Entity</b>	<b>\$396</b>		<b>\$40</b>
<b>City of Green Isle</b>			
League of Minnesota Cities	711	10.0%	71
Minnesota Association of Small Cities	370	65.0%	240
<b>Total for Entity</b>	<b>\$1,081</b>		<b>\$311</b>
<b>City of Greenbush</b>			
League of Minnesota Cities	891	10.0%	89
Minnesota Association of Small Cities	442	65.0%	287
<b>Total for Entity</b>	<b>\$1,333</b>		<b>\$376</b>
<b>City of Greenfield</b>			
League of Minnesota Cities	3,142	10.0%	314
<b>Total for Entity</b>	<b>\$3,142</b>		<b>\$314</b>

**Table 5**  
**2018 Lobbying Expenditures Paid With Association Dues**  
**Listed by Entity**

Name of Entity (County) Association Name	Total Local Government Dues	Proportion of Dues Used for Lobbying	Total Dues Used for Lobbying
<b>City of Greenwald</b>			
League of Minnesota Cities	396	10.0%	40
<b>Total for Entity</b>	<b>\$396</b>		<b>\$40</b>
<b>City of Greenwood</b>			
League of Minnesota Cities	895	10.0%	90
<b>Total for Entity</b>	<b>\$895</b>		<b>\$90</b>
<b>City of Grey Eagle</b>			
League of Minnesota Cities	484	10.0%	48
<b>Total for Entity</b>	<b>\$484</b>		<b>\$48</b>
<b>City of Grove City</b>			
League of Minnesota Cities	789	10.0%	79
Minnesota Association of Small Cities	403	65.0%	262
<b>Total for Entity</b>	<b>\$1,192</b>		<b>\$341</b>
<b>City of Grygla</b>			
League of Minnesota Cities	396	10.0%	40
Minnesota Association of Small Cities	221	65.0%	144
<b>Total for Entity</b>	<b>\$617</b>		<b>\$184</b>
<b>City of Gully</b>			
League of Minnesota Cities	396	10.0%	40
<b>Total for Entity</b>	<b>\$396</b>		<b>\$40</b>
<b>City of Hackensack</b>			
League of Minnesota Cities	473	10.0%	47
Minnesota Association of Small Cities	262	65.0%	170
<b>Total for Entity</b>	<b>\$735</b>		<b>\$217</b>
<b>City of Hadley</b>			
League of Minnesota Cities	396	10.0%	40
<b>Total for Entity</b>	<b>\$396</b>		<b>\$40</b>
<b>City of Hallock</b>			
League of Minnesota Cities	1,107	10.0%	111
Minnesota Association of Small Cities	555	65.0%	361
<b>Total for Entity</b>	<b>\$1,662</b>		<b>\$472</b>

**Table 5**  
**2018 Lobbying Expenditures Paid With Association Dues**  
**Listed by Entity**

Name of Entity (County) Association Name	Total Local Government Dues	Proportion of Dues Used for Lobbying	Total Dues Used for Lobbying
<b>City of Halstad</b>			
League of Minnesota Cities	752	10.0%	75
<b>Total for Entity</b>	<b>\$752</b>		<b>\$75</b>
<b>City of Ham Lake</b>			
League of Minnesota Cities	14,112	10.0%	1,411
<b>Total for Entity</b>	<b>\$14,112</b>		<b>\$1,411</b>
<b>City of Hamburg</b>			
League of Minnesota Cities	652	10.0%	65
Minnesota Association of Small Cities	348	65.0%	226
<b>Total for Entity</b>	<b>\$1,000</b>		<b>\$291</b>
<b>City of Hampton</b>			
League of Minnesota Cities	863	10.0%	86
<b>Total for Entity</b>	<b>\$863</b>		<b>\$86</b>
<b>City of Hancock</b>			
League of Minnesota Cities	932	10.0%	93
Minnesota Association of Small Cities	464	65.0%	302
<b>Total for Entity</b>	<b>\$1,396</b>		<b>\$395</b>
<b>City of Hanley Falls</b>			
League of Minnesota Cities	428	10.0%	43
<b>Total for Entity</b>	<b>\$428</b>		<b>\$43</b>
<b>City of Hanover</b>			
Association of Metropolitan Municipalities	150	31.3%	47
League of Minnesota Cities	3,751	10.0%	375
Minnesota Association of Small Cities	1,555	65.0%	1,011
<b>Total for Entity</b>	<b>\$5,456</b>		<b>\$1,433</b>
<b>City of Hanska</b>			
League of Minnesota Cities	527	10.0%	53
Minnesota Association of Small Cities	295	65.0%	192
<b>Total for Entity</b>	<b>\$822</b>		<b>\$245</b>

**Table 5**  
**2018 Lobbying Expenditures Paid With Association Dues**  
**Listed by Entity**

Name of Entity (County) Association Name	Total Local Government Dues	Proportion of Dues Used for Lobbying	Total Dues Used for Lobbying
<b>City of Harding</b>			
League of Minnesota Cities	396	10.0%	40
<b>Total for Entity</b>	<b>\$396</b>		<b>\$40</b>
<b>City of Hardwick</b>			
League of Minnesota Cities	396	10.0%	40
Minnesota Association of Small Cities	207	65.0%	135
<b>Total for Entity</b>	<b>\$603</b>		<b>\$175</b>
<b>City of Harmony</b>			
League of Minnesota Cities	1,213	10.0%	121
Minnesota Association of Small Cities	609	65.0%	396
<b>Total for Entity</b>	<b>\$1,822</b>		<b>\$517</b>
<b>City of Harris</b>			
League of Minnesota Cities	1,334	10.0%	133
<b>Total for Entity</b>	<b>\$1,334</b>		<b>\$133</b>
<b>City of Hartland</b>			
League of Minnesota Cities	460	10.0%	46
Minnesota Association of Small Cities	260	65.0%	169
<b>Total for Entity</b>	<b>\$720</b>		<b>\$215</b>
<b>City of Hastings</b>			
Association of Metropolitan Municipalities	7,800	31.3%	2,441
League of Minnesota Cities	18,076	10.0%	1,808
<b>Total for Entity</b>	<b>\$25,876</b>		<b>\$4,249</b>
<b>City of Hatfield</b>			
League of Minnesota Cities	396	10.0%	40
<b>Total for Entity</b>	<b>\$396</b>		<b>\$40</b>
<b>City of Hawley</b>			
Greater Minnesota Parks and Trails	150	53.4%	80
League of Minnesota Cities	2,472	10.0%	247
Minnesota Association of Small Cities	1,103	65.0%	717
<b>Total for Entity</b>	<b>\$3,725</b>		<b>\$1,044</b>

**Table 5**  
**2018 Lobbying Expenditures Paid With Association Dues**  
**Listed by Entity**

Name of Entity (County) Association Name	Total Local Government Dues	Proportion of Dues Used for Lobbying	Total Dues Used for Lobbying
<b>City of Hayfield</b>			
League of Minnesota Cities	1,543	10.0%	154
Minnesota Association of Small Cities	756	65.0%	491
<b>Total for Entity</b>	<b>\$2,299</b>		<b>\$645</b>
<b>City of Hayward</b>			
League of Minnesota Cities	403	10.0%	40
<b>Total for Entity</b>	<b>\$403</b>		<b>\$40</b>
<b>City of Hazel Run</b>			
League of Minnesota Cities	396	10.0%	40
<b>Total for Entity</b>	<b>\$396</b>		<b>\$40</b>
<b>City of Hector</b>			
League of Minnesota Cities	1,263	10.0%	126
Minnesota Association of Small Cities	650	65.0%	422
<b>Total for Entity</b>	<b>\$1,913</b>		<b>\$548</b>
<b>City of Heidelberg</b>			
League of Minnesota Cities	396	10.0%	40
<b>Total for Entity</b>	<b>\$396</b>		<b>\$40</b>
<b>City of Henderson</b>			
League of Minnesota Cities	1,103	10.0%	110
<b>Total for Entity</b>	<b>\$1,103</b>		<b>\$110</b>
<b>City of Hendricks</b>			
League of Minnesota Cities	880	10.0%	88
Minnesota Association of Small Cities	440	65.0%	286
<b>Total for Entity</b>	<b>\$1,320</b>		<b>\$374</b>
<b>City of Hendrum</b>			
League of Minnesota Cities	443	10.0%	44
Minnesota Association of Small Cities	252	65.0%	164
<b>Total for Entity</b>	<b>\$695</b>		<b>\$208</b>
<b>City of Henning</b>			
League of Minnesota Cities	994	10.0%	99
<b>Total for Entity</b>	<b>\$994</b>		<b>\$99</b>

**Table 5**  
**2018 Lobbying Expenditures Paid With Association Dues**  
**Listed by Entity**

Name of Entity (County) Association Name	Total Local Government Dues	Proportion of Dues Used for Lobbying	Total Dues Used for Lobbying
<b>City of Henriette</b>			
League of Minnesota Cities	396	10.0%	40
Minnesota Association of Small Cities	159	65.0%	103
<b>Total for Entity</b>	<b>\$555</b>		<b>\$143</b>
<b>City of Herman</b>			
League of Minnesota Cities	589	10.0%	59
<b>Total for Entity</b>	<b>\$589</b>		<b>\$59</b>
<b>City of Hermantown</b>			
Greater Minnesota Parks and Trails	150	53.4%	80
League of Minnesota Cities	9,245	10.0%	924
<b>Total for Entity</b>	<b>\$9,395</b>		<b>\$1,004</b>
<b>City of Heron Lake</b>			
League of Minnesota Cities	845	10.0%	84
<b>Total for Entity</b>	<b>\$845</b>		<b>\$84</b>
<b>City of Hewitt</b>			
League of Minnesota Cities	400	10.0%	40
Minnesota Association of Small Cities	235	65.0%	153
<b>Total for Entity</b>	<b>\$635</b>		<b>\$193</b>
<b>City of Hibbing</b>			
League of Minnesota Cities	14,173	10.0%	1,417
Range Association of Municipalities and Schools	1,200	72.0%	864
<b>Total for Entity</b>	<b>\$15,373</b>		<b>\$2,281</b>
<b>City of Hill City</b>			
League of Minnesota Cities	787	10.0%	79
Minnesota Association of Small Cities	404	65.0%	263
<b>Total for Entity</b>	<b>\$1,191</b>		<b>\$342</b>
<b>City of Hills</b>			
League of Minnesota Cities	853	10.0%	85
Minnesota Association of Small Cities	428	65.0%	278
<b>Total for Entity</b>	<b>\$1,281</b>		<b>\$363</b>



**Table 5**  
**2018 Lobbying Expenditures Paid With Association Dues**  
**Listed by Entity**

Name of Entity (County) Association Name	Total Local Government Dues	Proportion of Dues Used for Lobbying	Total Dues Used for Lobbying
<b>City of Hilltop</b>			
League of Minnesota Cities	972	10.0%	97
Minnesota Association of Small Cities	509	65.0%	331
<b>Total for Entity</b>	<b>\$1,481</b>		<b>\$428</b>
<b>City of Hinckley</b>			
Coalition of Greater Minnesota Cities	4,006	50.8%	2,035
League of Minnesota Cities	2,096	10.0%	210
Minnesota Association of Small Cities	956	65.0%	621
<b>Total for Entity</b>	<b>\$7,058</b>		<b>\$2,866</b>
<b>City of Hitterdal</b>			
League of Minnesota Cities	396	10.0%	40
Minnesota Association of Small Cities	213	65.0%	138
<b>Total for Entity</b>	<b>\$609</b>		<b>\$178</b>
<b>City of Hoffman</b>			
League of Minnesota Cities	818	10.0%	82
Minnesota Association of Small Cities	430	65.0%	280
<b>Total for Entity</b>	<b>\$1,248</b>		<b>\$362</b>
<b>City of Hokah</b>			
League of Minnesota Cities	714	10.0%	71
<b>Total for Entity</b>	<b>\$714</b>		<b>\$71</b>
<b>City of Holdingford</b>			
League of Minnesota Cities	892	10.0%	89
Minnesota Association of Small Cities	439	65.0%	285
<b>Total for Entity</b>	<b>\$1,331</b>		<b>\$374</b>
<b>City of Holland</b>			
League of Minnesota Cities	396	10.0%	40
<b>Total for Entity</b>	<b>\$396</b>		<b>\$40</b>
<b>City of Hollandale</b>			
League of Minnesota Cities	444	10.0%	44
Minnesota Association of Small Cities	251	65.0%	163
<b>Total for Entity</b>	<b>\$695</b>		<b>\$207</b>

**Table 5**  
**2018 Lobbying Expenditures Paid With Association Dues**  
**Listed by Entity**

Name of Entity (County) Association Name	Total Local Government Dues	Proportion of Dues Used for Lobbying	Total Dues Used for Lobbying
<b>City of Holloway</b>			
League of Minnesota Cities	396	10.0%	40
<b>Total for Entity</b>	<b>\$396</b>		<b>\$40</b>
<b>City of Holt</b>			
Minnesota Association of Small Cities	160	65.0%	104
<b>Total for Entity</b>	<b>\$160</b>		<b>\$104</b>
<b>City of Hopkins</b>			
Association of Metropolitan Municipalities	7,047	31.3%	2,206
League of Minnesota Cities	16,240	10.0%	1,624
<b>Total for Entity</b>	<b>\$23,287</b>		<b>\$3,830</b>
<b>City of Houston</b>			
League of Minnesota Cities	1,160	10.0%	116
<b>Total for Entity</b>	<b>\$1,160</b>		<b>\$116</b>
<b>City of Howard Lake</b>			
League of Minnesota Cities	2,296	10.0%	230
<b>Total for Entity</b>	<b>\$2,296</b>		<b>\$230</b>
<b>City of Hoyt Lakes</b>			
Coalition of Greater Minnesota Cities	4,223	50.8%	2,145
Coalition of Utility Cities	2,250	100.0%	2,250
League of Minnesota Cities	2,227	10.0%	223
Range Association of Municipalities and Schools	700	72.0%	504
<b>Total for Entity</b>	<b>\$9,400</b>		<b>\$5,122</b>
<b>City of Hugo</b>			
Association of Metropolitan Municipalities	5,519	31.3%	1,727
League of Minnesota Cities	13,389	10.0%	1,339
<b>Total for Entity</b>	<b>\$18,908</b>		<b>\$3,066</b>
<b>City of Humboldt</b>			
League of Minnesota Cities	396	10.0%	40
Minnesota Association of Small Cities	141	65.0%	92
<b>Total for Entity</b>	<b>\$537</b>		<b>\$132</b>

**Table 5**  
**2018 Lobbying Expenditures Paid With Association Dues**  
**Listed by Entity**

Name of Entity (County) Association Name	Total Local Government Dues	Proportion of Dues Used for Lobbying	Total Dues Used for Lobbying
<b>City of Hutchinson</b>			
Coalition of Greater Minnesota Cities	28,620	50.8%	14,539
Greater Minnesota Parks and Trails	225	53.4%	120
Greater Minnesota Partnership	1,500	55.6%	834
League of Minnesota Cities	12,684	10.0%	1,268
Minnesota Environmental Science and Economic Review Board	4,176	9.1%	380
<b>Total for Entity</b>	<b>\$47,205</b>		<b>\$17,141</b>
<b>City of Ihlen</b>			
League of Minnesota Cities	396	10.0%	40
<b>Total for Entity</b>	<b>\$396</b>		<b>\$40</b>
<b>City of Independence</b>			
Association of Metropolitan Municipalities	1,667	31.3%	522
League of Minnesota Cities	4,013	10.0%	401
Minnesota Association of Small Cities	515	65.0%	335
<b>Total for Entity</b>	<b>\$6,195</b>		<b>\$1,258</b>
<b>City of International Falls</b>			
League of Minnesota Cities	6,349	10.0%	635
<b>Total for Entity</b>	<b>\$6,349</b>		<b>\$635</b>
<b>City of Inver Grove Heights</b>			
Association of Metropolitan Municipalities	10,159	31.3%	3,180
League of Minnesota Cities	23,584	10.0%	2,358
Municipal Legislative Commission	8,750	86.2%	7,542
<b>Total for Entity</b>	<b>\$42,493</b>		<b>\$13,080</b>
<b>City of Iona</b>			
League of Minnesota Cities	396	10.0%	40
<b>Total for Entity</b>	<b>\$396</b>		<b>\$40</b>
<b>City of Iron Junction</b>			
League of Minnesota Cities	396	10.0%	40
Minnesota Association of Small Cities	160	65.0%	104
<b>Total for Entity</b>	<b>\$556</b>		<b>\$144</b>

**Table 5**  
**2018 Lobbying Expenditures Paid With Association Dues**  
**Listed by Entity**

Name of Entity (County) Association Name	Total Local Government Dues	Proportion of Dues Used for Lobbying	Total Dues Used for Lobbying
<b>City of Ironton</b>			
League of Minnesota Cities	737	10.0%	74
<b>Total for Entity</b>	<b>\$737</b>		<b>\$74</b>
<b>City of Isanti</b>			
League of Minnesota Cities	6,037	10.0%	604
<b>Total for Entity</b>	<b>\$6,037</b>		<b>\$604</b>
<b>City of Isle</b>			
League of Minnesota Cities	947	10.0%	95
Minnesota Association of Small Cities	372	65.0%	242
<b>Total for Entity</b>	<b>\$1,319</b>		<b>\$337</b>
<b>City of Ivanhoe</b>			
League of Minnesota Cities	711	10.0%	71
<b>Total for Entity</b>	<b>\$711</b>		<b>\$71</b>
<b>City of Jackson</b>			
Coalition of Greater Minnesota Cities	2,966	50.8%	1,507
Greater Minnesota Partnership	250	55.6%	139
League of Minnesota Cities	3,696	10.0%	370
<b>Total for Entity</b>	<b>\$6,912</b>		<b>\$2,016</b>
<b>City of Janesville</b>			
Coalition of Greater Minnesota Cities	4,617	50.8%	2,345
Highway 14 Partnership	1,000	85.2%	852
League of Minnesota Cities	2,542	10.0%	254
<b>Total for Entity</b>	<b>\$8,159</b>		<b>\$3,451</b>
<b>City of Jasper</b>			
League of Minnesota Cities	769	10.0%	77
Minnesota Association of Small Cities	398	65.0%	259
<b>Total for Entity</b>	<b>\$1,167</b>		<b>\$336</b>
<b>City of Jeffers</b>			
League of Minnesota Cities	504	10.0%	50
Minnesota Association of Small Cities	282	65.0%	183
<b>Total for Entity</b>	<b>\$786</b>		<b>\$233</b>

**Table 5**  
**2018 Lobbying Expenditures Paid With Association Dues**  
**Listed by Entity**

Name of Entity (County) Association Name	Total Local Government Dues	Proportion of Dues Used for Lobbying	Total Dues Used for Lobbying
<b>City of Jenkins</b>			
League of Minnesota Cities	614	10.0%	61
Minnesota Association of Small Cities	316	65.0%	205
<b>Total for Entity</b>	<b>\$930</b>		<b>\$266</b>
<b>City of Jordan</b>			
League of Minnesota Cities	6,310	10.0%	631
<b>Total for Entity</b>	<b>\$6,310</b>		<b>\$631</b>
<b>City of Kandiyohi</b>			
League of Minnesota Cities	639	10.0%	64
Minnesota Association of Small Cities	339	65.0%	220
<b>Total for Entity</b>	<b>\$978</b>		<b>\$284</b>
<b>City of Karlstad</b>			
League of Minnesota Cities	928	10.0%	93
<b>Total for Entity</b>	<b>\$928</b>		<b>\$93</b>
<b>City of Kasota</b>			
League of Minnesota Cities	838	10.0%	84
Minnesota Association of Small Cities	424	65.0%	276
<b>Total for Entity</b>	<b>\$1,262</b>		<b>\$360</b>
<b>City of Kasson</b>			
Highway 14 Partnership	1,000	85.2%	852
League of Minnesota Cities	6,574	10.0%	657
<b>Total for Entity</b>	<b>\$7,574</b>		<b>\$1,509</b>
<b>City of Keewatin</b>			
League of Minnesota Cities	1,232	10.0%	123
Range Association of Municipalities and Schools	700	72.0%	504
<b>Total for Entity</b>	<b>\$1,932</b>		<b>\$627</b>
<b>City of Kelliher</b>			
League of Minnesota Cities	409	10.0%	41
Minnesota Association of Small Cities	240	65.0%	156
<b>Total for Entity</b>	<b>\$649</b>		<b>\$197</b>

**Table 5**  
**2018 Lobbying Expenditures Paid With Association Dues**  
**Listed by Entity**

Name of Entity (County) Association Name	Total Local Government Dues	Proportion of Dues Used for Lobbying	Total Dues Used for Lobbying
<b>City of Kellogg</b>			
League of Minnesota Cities	599	10.0%	60
Minnesota Association of Small Cities	319	65.0%	207
<b>Total for Entity</b>	<b>\$918</b>		<b>\$267</b>
<b>City of Kennedy</b>			
League of Minnesota Cities	396	10.0%	40
Minnesota Association of Small Cities	206	65.0%	134
<b>Total for Entity</b>	<b>\$602</b>		<b>\$174</b>
<b>City of Kenneth</b>			
League of Minnesota Cities	396	10.0%	40
<b>Total for Entity</b>	<b>\$396</b>		<b>\$40</b>
<b>City of Kensington</b>			
League of Minnesota Cities	440	10.0%	44
<b>Total for Entity</b>	<b>\$440</b>		<b>\$44</b>
<b>City of Kent</b>			
League of Minnesota Cities	396	10.0%	40
Minnesota Association of Small Cities	156	65.0%	101
<b>Total for Entity</b>	<b>\$552</b>		<b>\$141</b>
<b>City of Kenyon</b>			
League of Minnesota Cities	2,048	10.0%	205
<b>Total for Entity</b>	<b>\$2,048</b>		<b>\$205</b>
<b>City of Kerkhoven</b>			
League of Minnesota Cities	913	10.0%	91
<b>Total for Entity</b>	<b>\$913</b>		<b>\$91</b>
<b>City of Kerrick</b>			
League of Minnesota Cities	396	10.0%	40
<b>Total for Entity</b>	<b>\$396</b>		<b>\$40</b>
<b>City of Kettle River</b>			
League of Minnesota Cities	396	10.0%	40
Minnesota Association of Small Cities	200	65.0%	130
<b>Total for Entity</b>	<b>\$596</b>		<b>\$170</b>

**Table 5**  
**2018 Lobbying Expenditures Paid With Association Dues**  
**Listed by Entity**

Name of Entity (County) Association Name	Total Local Government Dues	Proportion of Dues Used for Lobbying	Total Dues Used for Lobbying
<b>City of Kiester</b>			
League of Minnesota Cities	634	10.0%	63
Minnesota Association of Small Cities	340	65.0%	221
<b>Total for Entity</b>	<b>\$974</b>		<b>\$284</b>
<b>City of Kilkenny</b>			
League of Minnesota Cities	396	10.0%	40
Minnesota Association of Small Cities	179	65.0%	116
<b>Total for Entity</b>	<b>\$575</b>		<b>\$156</b>
<b>City of Kimball</b>			
League of Minnesota Cities	970	10.0%	97
<b>Total for Entity</b>	<b>\$970</b>		<b>\$97</b>
<b>City of Kingston</b>			
League of Minnesota Cities	396	10.0%	40
<b>Total for Entity</b>	<b>\$396</b>		<b>\$40</b>
<b>City of Kinney</b>			
League of Minnesota Cities	396	10.0%	40
Minnesota Association of Small Cities	197	65.0%	128
<b>Total for Entity</b>	<b>\$593</b>		<b>\$168</b>
<b>City of La Crescent</b>			
Coalition of Greater Minnesota Cities	9,121	50.8%	4,633
Greater Minnesota Parks and Trails	150	53.4%	80
League of Minnesota Cities	5,516	10.0%	552
<b>Total for Entity</b>	<b>\$14,787</b>		<b>\$5,265</b>
<b>City of La Prairie</b>			
League of Minnesota Cities	820	10.0%	82
Minnesota Association of Small Cities	422	65.0%	274
Range Association of Municipalities and Schools	400	72.0%	288
<b>Total for Entity</b>	<b>\$1,642</b>		<b>\$644</b>
<b>City of La Salle</b>			
League of Minnesota Cities	396	10.0%	40
<b>Total for Entity</b>	<b>\$396</b>		<b>\$40</b>

**Table 5**  
**2018 Lobbying Expenditures Paid With Association Dues**  
**Listed by Entity**

Name of Entity (County) Association Name	Total Local Government Dues	Proportion of Dues Used for Lobbying	Total Dues Used for Lobbying
<b>City of Lafayette</b>			
League of Minnesota Cities	640	10.0%	64
Minnesota Environmental Science and Economic Review Board	133	9.1%	12
<b>Total for Entity</b>	<b>\$773</b>		<b>\$76</b>
<b>City of Lake Benton</b>			
League of Minnesota Cities	844	10.0%	84
<b>Total for Entity</b>	<b>\$844</b>		<b>\$84</b>
<b>City of Lake Bronson</b>			
League of Minnesota Cities	396	10.0%	40
<b>Total for Entity</b>	<b>\$396</b>		<b>\$40</b>
<b>City of Lake City</b>			
Greater Minnesota Parks and Trails	200	53.4%	107
League of Minnesota Cities	5,475	10.0%	548
<b>Total for Entity</b>	<b>\$5,675</b>		<b>\$655</b>
<b>City of Lake Crystal</b>			
League of Minnesota Cities	2,793	10.0%	279
Minnesota Environmental Science and Economic Review Board	844	9.1%	77
<b>Total for Entity</b>	<b>\$3,637</b>		<b>\$356</b>
<b>City of Lake Elmo</b>			
Association of Metropolitan Municipalities	3,655	31.3%	1,144
<b>Total for Entity</b>	<b>\$3,655</b>		<b>\$1,144</b>
<b>City of Lake Henry</b>			
League of Minnesota Cities	396	10.0%	40
<b>Total for Entity</b>	<b>\$396</b>		<b>\$40</b>
<b>City of Lake Lillian</b>			
League of Minnesota Cities	396	10.0%	40
<b>Total for Entity</b>	<b>\$396</b>		<b>\$40</b>
<b>City of Lake Park</b>			
League of Minnesota Cities	978	10.0%	98
<b>Total for Entity</b>	<b>\$978</b>		<b>\$98</b>



**Table 5**  
**2018 Lobbying Expenditures Paid With Association Dues**  
**Listed by Entity**

Name of Entity (County) Association Name	Total Local Government Dues	Proportion of Dues Used for Lobbying	Total Dues Used for Lobbying
<b>City of Lake Saint Croix Beach</b>			
League of Minnesota Cities	1,232	10.0%	123
Minnesota Association of Small Cities	627	65.0%	408
<b>Total for Entity</b>	<b>\$1,859</b>		<b>\$531</b>
<b>City of Lake Shore</b>			
Greater Minnesota Parks and Trails	50	53.4%	27
League of Minnesota Cities	1,248	10.0%	125
Minnesota Association of Small Cities	612	65.0%	398
<b>Total for Entity</b>	<b>\$1,910</b>		<b>\$550</b>
<b>City of Lake Wilson</b>			
League of Minnesota Cities	396	10.0%	40
<b>Total for Entity</b>	<b>\$396</b>		<b>\$40</b>
<b>City of Lakefield</b>			
Coalition of Greater Minnesota Cities	1,856	50.8%	943
League of Minnesota Cities	3,921	10.0%	392
Minnesota Environmental Science and Economic Review Board	790	9.1%	72
<b>Total for Entity</b>	<b>\$6,567</b>		<b>\$1,407</b>
<b>City of Lakeland Shores</b>			
League of Minnesota Cities	465	10.0%	46
<b>Total for Entity</b>	<b>\$465</b>		<b>\$46</b>
<b>City of Lakeville</b>			
League of Minnesota Cities	31,674	10.0%	3,167
Municipal Legislative Commission	10,500	86.2%	9,051
<b>Total for Entity</b>	<b>\$42,174</b>		<b>\$12,218</b>
<b>City of Lamberton</b>			
League of Minnesota Cities	974	10.0%	97
<b>Total for Entity</b>	<b>\$974</b>		<b>\$97</b>
<b>City of Lancaster</b>			
League of Minnesota Cities	482	10.0%	48
Minnesota Association of Small Cities	274	65.0%	178
<b>Total for Entity</b>	<b>\$756</b>		<b>\$226</b>

**Table 5**  
**2018 Lobbying Expenditures Paid With Association Dues**  
**Listed by Entity**

Name of Entity (County) Association Name	Total Local Government Dues	Proportion of Dues Used for Lobbying	Total Dues Used for Lobbying
<b>City of Landfall</b>			
League of Minnesota Cities	924	10.0%	92
<b>Total for Entity</b>	<b>\$924</b>		<b>\$92</b>
<b>City of Lanesboro</b>			
League of Minnesota Cities	938	10.0%	94
<b>Total for Entity</b>	<b>\$938</b>		<b>\$94</b>
<b>City of Laporte</b>			
League of Minnesota Cities	396	10.0%	40
<b>Total for Entity</b>	<b>\$396</b>		<b>\$40</b>
<b>City of Lastrup</b>			
League of Minnesota Cities	396	10.0%	40
<b>Total for Entity</b>	<b>\$396</b>		<b>\$40</b>
<b>City of Lauderdale</b>			
Association of Metropolitan Municipalities	1,188	31.3%	372
League of Minnesota Cities	2,675	10.0%	268
<b>Total for Entity</b>	<b>\$3,863</b>		<b>\$640</b>
<b>City of Le Center</b>			
League of Minnesota Cities	2,761	10.0%	276
<b>Total for Entity</b>	<b>\$2,761</b>		<b>\$276</b>
<b>City of Le Sueur</b>			
Coalition of Greater Minnesota Cities	6,971	50.8%	3,541
Greater Minnesota Partnership	500	55.6%	278
League of Minnesota Cities	4,389	10.0%	439
<b>Total for Entity</b>	<b>\$11,860</b>		<b>\$4,258</b>
<b>City of Lengby</b>			
League of Minnesota Cities	396	10.0%	40
Minnesota Association of Small Cities	157	65.0%	102
<b>Total for Entity</b>	<b>\$553</b>		<b>\$142</b>
<b>City of Leonard</b>			
League of Minnesota Cities	396	10.0%	40
<b>Total for Entity</b>	<b>\$396</b>		<b>\$40</b>

**Table 5**  
**2018 Lobbying Expenditures Paid With Association Dues**  
**Listed by Entity**

Name of Entity (County) Association Name	Total Local Government Dues	Proportion of Dues Used for Lobbying	Total Dues Used for Lobbying
<b>City of Leonidas</b>			
League of Minnesota Cities	396	10.0%	40
Minnesota Association of Small Cities	143	65.0%	93
<b>Total for Entity</b>	<b>\$539</b>		<b>\$133</b>
<b>City of LeRoy</b>			
League of Minnesota Cities	1,127	10.0%	113
<b>Total for Entity</b>	<b>\$1,127</b>		<b>\$113</b>
<b>City of Lester Prairie</b>			
League of Minnesota Cities	1,914	10.0%	191
<b>Total for Entity</b>	<b>\$1,914</b>		<b>\$191</b>
<b>City of Lewiston</b>			
League of Minnesota Cities	1,740	10.0%	174
Minnesota Association of Small Cities	871	65.0%	566
<b>Total for Entity</b>	<b>\$2,611</b>		<b>\$740</b>
<b>City of Lewisville</b>			
League of Minnesota Cities	396	10.0%	40
<b>Total for Entity</b>	<b>\$396</b>		<b>\$40</b>
<b>City of Lexington</b>			
League of Minnesota Cities	2,348	10.0%	235
<b>Total for Entity</b>	<b>\$2,348</b>		<b>\$235</b>
<b>City of Lilydale</b>			
Association of Metropolitan Municipalities	477	31.3%	149
League of Minnesota Cities	1,047	10.0%	105
<b>Total for Entity</b>	<b>\$1,524</b>		<b>\$254</b>
<b>City of Lindstrom</b>			
Greater Minnesota Parks and Trails	150	53.4%	80
League of Minnesota Cities	4,921	10.0%	492
<b>Total for Entity</b>	<b>\$5,071</b>		<b>\$572</b>
<b>City of Lino Lakes</b>			
League of Minnesota Cities	17,403	10.0%	1,740
<b>Total for Entity</b>	<b>\$17,403</b>		<b>\$1,740</b>

**Table 5**  
**2018 Lobbying Expenditures Paid With Association Dues**  
**Listed by Entity**

Name of Entity (County) Association Name	Total Local Government Dues	Proportion of Dues Used for Lobbying	Total Dues Used for Lobbying
<b>City of Lismore</b>			
League of Minnesota Cities	396	10.0%	40
Minnesota Association of Small Cities	222	65.0%	144
<b>Total for Entity</b>	<b>\$618</b>		<b>\$184</b>
<b>City of Litchfield</b>			
League of Minnesota Cities	6,849	10.0%	685
<b>Total for Entity</b>	<b>\$6,849</b>		<b>\$685</b>
<b>City of Little Canada</b>			
League of Minnesota Cities	9,725	10.0%	972
<b>Total for Entity</b>	<b>\$9,725</b>		<b>\$972</b>
<b>City of Little Falls</b>			
Coalition of Greater Minnesota Cities	14,562	50.8%	7,397
Greater Minnesota Parks and Trails	150	53.4%	80
League of Minnesota Cities	8,733	10.0%	873
Minnesota Environmental Science and Economic Review Board	2,660	9.1%	242
<b>Total for Entity</b>	<b>\$26,105</b>		<b>\$8,592</b>
<b>City of Littlefork</b>			
League of Minnesota Cities	788	10.0%	79
<b>Total for Entity</b>	<b>\$788</b>		<b>\$79</b>
<b>City of Long Beach</b>			
League of Minnesota Cities	502	10.0%	50
<b>Total for Entity</b>	<b>\$502</b>		<b>\$50</b>
<b>City of Long Lake</b>			
Association of Metropolitan Municipalities	887	31.3%	278
League of Minnesota Cities	4,050	10.0%	405
<b>Total for Entity</b>	<b>\$4,937</b>		<b>\$683</b>
<b>City of Long Prairie</b>			
Coalition of Greater Minnesota Cities	1,478	50.8%	751
League of Minnesota Cities	3,696	10.0%	370
Minnesota Association of Small Cities	1,744	65.0%	1,134
<b>Total for Entity</b>	<b>\$6,918</b>		<b>\$2,255</b>

**Table 5**  
**2018 Lobbying Expenditures Paid With Association Dues**  
**Listed by Entity**

Name of Entity (County) Association Name	Total Local Government Dues	Proportion of Dues Used for Lobbying	Total Dues Used for Lobbying
<b>City of Longville</b>			
League of Minnesota Cities	396	10.0%	40
Minnesota Association of Small Cities	191	65.0%	124
<b>Total for Entity</b>	<b>\$587</b>		<b>\$164</b>
<b>City of Lonsdale</b>			
League of Minnesota Cities	4,325	10.0%	432
<b>Total for Entity</b>	<b>\$4,325</b>		<b>\$432</b>
<b>City of Loretto</b>			
League of Minnesota Cities	824	10.0%	82
Minnesota Association of Small Cities	410	65.0%	266
<b>Total for Entity</b>	<b>\$1,234</b>		<b>\$348</b>
<b>City of Lowry</b>			
League of Minnesota Cities	455	10.0%	46
<b>Total for Entity</b>	<b>\$455</b>		<b>\$46</b>
<b>City of Lucan</b>			
League of Minnesota Cities	396	10.0%	40
Minnesota Association of Small Cities	205	65.0%	133
<b>Total for Entity</b>	<b>\$601</b>		<b>\$173</b>
<b>City of Luverne</b>			
Coalition of Greater Minnesota Cities	7,821	50.8%	3,973
Greater Minnesota Parks and Trails	150	53.4%	80
Greater Minnesota Partnership	500	55.6%	278
League of Minnesota Cities	5,059	10.0%	506
Minnesota Environmental Science and Economic Review Board	1,653	9.1%	150
<b>Total for Entity</b>	<b>\$15,183</b>		<b>\$4,987</b>
<b>City of Lyle</b>			
League of Minnesota Cities	705	10.0%	70
Minnesota Association of Small Cities	367	65.0%	239
<b>Total for Entity</b>	<b>\$1,072</b>		<b>\$309</b>

**Table 5**  
**2018 Lobbying Expenditures Paid With Association Dues**  
**Listed by Entity**

Name of Entity (County) Association Name	Total Local Government Dues	Proportion of Dues Used for Lobbying	Total Dues Used for Lobbying
<b>City of Lynd</b>			
League of Minnesota Cities	623	10.0%	62
Minnesota Association of Small Cities	319	65.0%	207
<b>Total for Entity</b>	<b>\$942</b>		<b>\$269</b>
<b>City of Mabel</b>			
League of Minnesota Cities	946	10.0%	95
Minnesota Association of Small Cities	467	65.0%	304
<b>Total for Entity</b>	<b>\$1,413</b>		<b>\$399</b>
<b>City of Madelia</b>			
League of Minnesota Cities	2,516	10.0%	252
<b>Total for Entity</b>	<b>\$2,516</b>		<b>\$252</b>
<b>City of Madison</b>			
League of Minnesota Cities	1,672	10.0%	167
<b>Total for Entity</b>	<b>\$1,672</b>		<b>\$167</b>
<b>City of Madison Lake</b>			
League of Minnesota Cities	1,387	10.0%	139
<b>Total for Entity</b>	<b>\$1,387</b>		<b>\$139</b>
<b>City of Magnolia</b>			
League of Minnesota Cities	396	10.0%	40
<b>Total for Entity</b>	<b>\$396</b>		<b>\$40</b>
<b>City of Mahanomen</b>			
League of Minnesota Cities	1,428	10.0%	143
Minnesota Association of Small Cities	699	65.0%	454
<b>Total for Entity</b>	<b>\$2,127</b>		<b>\$597</b>
<b>City of Mahtomedi</b>			
Association of Metropolitan Municipalities	3,361	31.3%	1,052
League of Minnesota Cities	8,002	10.0%	800
<b>Total for Entity</b>	<b>\$11,363</b>		<b>\$1,852</b>
<b>City of Manchester</b>			
League of Minnesota Cities	396	10.0%	40
<b>Total for Entity</b>	<b>\$396</b>		<b>\$40</b>

**Table 5**  
**2018 Lobbying Expenditures Paid With Association Dues**  
**Listed by Entity**

Name of Entity (County) Association Name	Total Local Government Dues	Proportion of Dues Used for Lobbying	Total Dues Used for Lobbying
<b>City of Manhattan Beach</b>			
League of Minnesota Cities	396	10.0%	40
<b>Total for Entity</b>	<b>\$396</b>		<b>\$40</b>
<b>City of Mankato</b>			
Coalition of Greater Minnesota Cities	72,527	50.8%	36,844
Greater Minnesota Parks and Trails	300	53.4%	160
Greater Minnesota Partnership	1,500	55.6%	834
Highway 14 Partnership	8,000	85.2%	6,816
League of Minnesota Cities	27,067	10.0%	2,707
Minnesota Environmental Science and Economic Review Board	13,675	9.1%	1,244
<b>Total for Entity</b>	<b>\$123,069</b>		<b>\$48,605</b>
<b>City of Mantorville</b>			
League of Minnesota Cities	1,426	10.0%	143
<b>Total for Entity</b>	<b>\$1,426</b>		<b>\$143</b>
<b>City of Maple Grove</b>			
Association of Metropolitan Municipalities	13,824	31.3%	4,327
League of Minnesota Cities	32,278	10.0%	3,228
Municipal Legislative Commission	10,500	86.2%	9,051
North Metro Mayors Association	25,000	66.4%	16,600
<b>Total for Entity</b>	<b>\$81,602</b>		<b>\$33,206</b>
<b>City of Maple Lake</b>			
League of Minnesota Cities	2,378	10.0%	238
<b>Total for Entity</b>	<b>\$2,378</b>		<b>\$238</b>
<b>City of Maple Plain</b>			
Association of Metropolitan Municipalities	863	31.3%	270
League of Minnesota Cities	2,051	10.0%	205
<b>Total for Entity</b>	<b>\$2,914</b>		<b>\$475</b>
<b>City of Mapleton</b>			
League of Minnesota Cities	1,954	10.0%	195
<b>Total for Entity</b>	<b>\$1,954</b>		<b>\$195</b>

**Table 5**  
**2018 Lobbying Expenditures Paid With Association Dues**  
**Listed by Entity**

Name of Entity (County) Association Name	Total Local Government Dues	Proportion of Dues Used for Lobbying	Total Dues Used for Lobbying
<b>City of Mapleview</b>			
League of Minnesota Cities	396	10.0%	40
Minnesota Association of Small Cities	200	65.0%	130
<b>Total for Entity</b>	<b>\$596</b>		<b>\$170</b>
<b>City of Maplewood</b>			
Association of Metropolitan Municipalities	11,048	31.3%	3,458
League of Minnesota Cities	25,783	10.0%	2,578
<b>Total for Entity</b>	<b>\$36,831</b>		<b>\$6,036</b>
<b>City of Marble</b>			
League of Minnesota Cities	850	10.0%	85
Minnesota Association of Small Cities	438	65.0%	285
Range Association of Municipalities and Schools	400	72.0%	288
<b>Total for Entity</b>	<b>\$1,688</b>		<b>\$658</b>
<b>City of Marietta</b>			
League of Minnesota Cities	396	10.0%	40
<b>Total for Entity</b>	<b>\$396</b>		<b>\$40</b>
<b>City of Marine on Saint Croix</b>			
Association of Metropolitan Municipalities	365	31.3%	114
League of Minnesota Cities	858	10.0%	86
Minnesota Association of Small Cities	438	65.0%	285
<b>Total for Entity</b>	<b>\$1,661</b>		<b>\$485</b>
<b>City of Marshall</b>			
Coalition of Greater Minnesota Cities	27,956	50.8%	14,202
League of Minnesota Cities	12,445	10.0%	1,244
Minnesota Environmental Science and Economic Review Board	3,957	9.1%	360
<b>Total for Entity</b>	<b>\$44,358</b>		<b>\$15,806</b>
<b>City of Mayer</b>			
League of Minnesota Cities	2,362	10.0%	236
<b>Total for Entity</b>	<b>\$2,362</b>		<b>\$236</b>



**Table 5**  
**2018 Lobbying Expenditures Paid With Association Dues**  
**Listed by Entity**

Name of Entity (County) Association Name	Total Local Government Dues	Proportion of Dues Used for Lobbying	Total Dues Used for Lobbying
<b>City of Maynard</b>			
League of Minnesota Cities	506	10.0%	51
<b>Total for Entity</b>	<b>\$506</b>		<b>\$51</b>
<b>City of Mazeppa</b>			
League of Minnesota Cities	1,037	10.0%	104
Minnesota Association of Small Cities	501	65.0%	326
<b>Total for Entity</b>	<b>\$1,538</b>		<b>\$430</b>
<b>City of McGrath</b>			
League of Minnesota Cities	396	10.0%	40
<b>Total for Entity</b>	<b>\$396</b>		<b>\$40</b>
<b>City of McGregor</b>			
League of Minnesota Cities	537	10.0%	54
Minnesota Association of Small Cities	294	65.0%	191
<b>Total for Entity</b>	<b>\$831</b>		<b>\$245</b>
<b>City of McIntosh</b>			
League of Minnesota Cities	787	10.0%	79
Minnesota Association of Small Cities	401	65.0%	261
<b>Total for Entity</b>	<b>\$1,188</b>		<b>\$340</b>
<b>City of McKinley</b>			
League of Minnesota Cities	396	10.0%	40
Range Association of Municipalities and Schools	250	72.0%	180
<b>Total for Entity</b>	<b>\$646</b>		<b>\$220</b>
<b>City of Meadowlands</b>			
League of Minnesota Cities	396	10.0%	40
Minnesota Association of Small Cities	182	65.0%	118
<b>Total for Entity</b>	<b>\$578</b>		<b>\$158</b>
<b>City of Medford</b>			
League of Minnesota Cities	1,481	10.0%	148
Minnesota Association of Small Cities	707	65.0%	460
<b>Total for Entity</b>	<b>\$2,188</b>		<b>\$608</b>

**Table 5**  
**2018 Lobbying Expenditures Paid With Association Dues**  
**Listed by Entity**

Name of Entity (County) Association Name	Total Local Government Dues	Proportion of Dues Used for Lobbying	Total Dues Used for Lobbying
<b>City of Medicine Lake</b>			
Association of Metropolitan Municipalities	226	31.3%	71
League of Minnesota Cities	542	10.0%	54
<b>Total for Entity</b>	<b>\$768</b>		<b>\$125</b>
<b>City of Medina</b>			
League of Minnesota Cities	6,506	10.0%	651
<b>Total for Entity</b>	<b>\$6,506</b>		<b>\$651</b>
<b>City of Meire Grove</b>			
League of Minnesota Cities	396	10.0%	40
<b>Total for Entity</b>	<b>\$396</b>		<b>\$40</b>
<b>City of Melrose</b>			
Coalition of Greater Minnesota Cities	4,708	50.8%	2,392
League of Minnesota Cities	3,989	10.0%	399
Minnesota Environmental Science and Economic Review Board	1,282	9.1%	117
<b>Total for Entity</b>	<b>\$9,979</b>		<b>\$2,908</b>
<b>City of Menahga</b>			
League of Minnesota Cities	1,540	10.0%	154
<b>Total for Entity</b>	<b>\$1,540</b>		<b>\$154</b>
<b>City of Mendota</b>			
League of Minnesota Cities	396	10.0%	40
Minnesota Association of Small Cities	210	65.0%	136
<b>Total for Entity</b>	<b>\$606</b>		<b>\$176</b>
<b>City of Mendota Heights</b>			
Association of Metropolitan Municipalities	4,501	31.3%	1,409
League of Minnesota Cities	10,621	10.0%	1,062
<b>Total for Entity</b>	<b>\$15,122</b>		<b>\$2,471</b>
<b>City of Mentor</b>			
League of Minnesota Cities	396	10.0%	40
<b>Total for Entity</b>	<b>\$396</b>		<b>\$40</b>

**Table 5**  
**2018 Lobbying Expenditures Paid With Association Dues**  
**Listed by Entity**

Name of Entity (County) Association Name	Total Local Government Dues	Proportion of Dues Used for Lobbying	Total Dues Used for Lobbying
<b>City of Middle River</b>			
League of Minnesota Cities	461	10.0%	46
Minnesota Association of Small Cities	257	65.0%	167
<b>Total for Entity</b>	<b>\$718</b>		<b>\$213</b>
<b>City of Miesville</b>			
League of Minnesota Cities	396	10.0%	40
<b>Total for Entity</b>	<b>\$396</b>		<b>\$40</b>
<b>City of Milaca</b>			
Greater Minnesota Parks and Trails	150	53.4%	80
League of Minnesota Cities	3,155	10.0%	316
<b>Total for Entity</b>	<b>\$3,305</b>		<b>\$396</b>
<b>City of Milan</b>			
League of Minnesota Cities	506	10.0%	51
Minnesota Association of Small Cities	282	65.0%	183
<b>Total for Entity</b>	<b>\$788</b>		<b>\$234</b>
<b>City of Millville</b>			
League of Minnesota Cities	396	10.0%	40
<b>Total for Entity</b>	<b>\$396</b>		<b>\$40</b>
<b>City of Milroy</b>			
League of Minnesota Cities	399	10.0%	40
Minnesota Association of Small Cities	233	65.0%	151
<b>Total for Entity</b>	<b>\$632</b>		<b>\$191</b>
<b>City of Miltona</b>			
League of Minnesota Cities	591	10.0%	59
<b>Total for Entity</b>	<b>\$591</b>		<b>\$59</b>
<b>City of Minneapolis</b>			
Association of Metropolitan Municipalities	29,957	31.3%	9,377
<b>Total for Entity</b>	<b>\$29,957</b>		<b>\$9,377</b>
<b>City of Minneiska</b>			
League of Minnesota Cities	396	10.0%	40
<b>Total for Entity</b>	<b>\$396</b>		<b>\$40</b>

**Table 5**  
**2018 Lobbying Expenditures Paid With Association Dues**  
**Listed by Entity**

Name of Entity (County) Association Name	Total Local Government Dues	Proportion of Dues Used for Lobbying	Total Dues Used for Lobbying
<b>City of Minneota</b>			
League of Minnesota Cities	1,586	10.0%	159
<b>Total for Entity</b>	<b>\$1,586</b>		<b>\$159</b>
<b>City of Minnesota City</b>			
League of Minnesota Cities	396	10.0%	40
<b>Total for Entity</b>	<b>\$396</b>		<b>\$40</b>
<b>City of Minnesota Lake</b>			
League of Minnesota Cities	834	10.0%	83
Minnesota Association of Small Cities	425	65.0%	276
<b>Total for Entity</b>	<b>\$1,259</b>		<b>\$359</b>
<b>City of Minnetonka</b>			
Association of Metropolitan Municipalities	13,094	31.3%	4,098
League of Minnesota Cities	30,596	10.0%	3,060
Municipal Legislative Commission	10,500	86.2%	9,051
<b>Total for Entity</b>	<b>\$54,190</b>		<b>\$16,209</b>
<b>City of Minnetonka Beach</b>			
Association of Metropolitan Municipalities	308	31.3%	96
League of Minnesota Cities	708	10.0%	71
Minnesota Association of Small Cities	370	65.0%	240
<b>Total for Entity</b>	<b>\$1,386</b>		<b>\$407</b>
<b>City of Minnetrista</b>			
Association of Metropolitan Municipalities	3,060	31.3%	958
League of Minnesota Cities	7,524	10.0%	752
<b>Total for Entity</b>	<b>\$10,584</b>		<b>\$1,710</b>
<b>City of Montevideo</b>			
League of Minnesota Cities	5,628	10.0%	563
<b>Total for Entity</b>	<b>\$5,628</b>		<b>\$563</b>
<b>City of Montgomery</b>			
League of Minnesota Cities	3,305	10.0%	330
Minnesota Association of Small Cities	1,537	65.0%	999
<b>Total for Entity</b>	<b>\$4,842</b>		<b>\$1,329</b>

**Table 5**  
**2018 Lobbying Expenditures Paid With Association Dues**  
**Listed by Entity**

Name of Entity (County) Association Name	Total Local Government Dues	Proportion of Dues Used for Lobbying	Total Dues Used for Lobbying
<b>City of Monticello</b>			
Coalition of Utility Cities	26,155	100.0%	26,155
Greater Minnesota Parks and Trails	225	53.4%	120
League of Minnesota Cities	12,222	10.0%	1,222
<b>Total for Entity</b>	<b>\$38,602</b>		<b>\$27,497</b>
<b>City of Montrose</b>			
League of Minnesota Cities	3,433	10.0%	343
<b>Total for Entity</b>	<b>\$3,433</b>		<b>\$343</b>
<b>City of Moorhead</b>			
Coalition of Greater Minnesota Cities	68,235	50.8%	34,663
Greater Minnesota Parks and Trails	300	53.4%	160
Greater Minnesota Partnership	5,000	55.6%	2,780
League of Minnesota Cities	27,266	10.0%	2,727
Minnesota Environmental Science and Economic Review Board	13,675	9.1%	1,244
<b>Total for Entity</b>	<b>\$114,476</b>		<b>\$41,574</b>
<b>City of Moose Lake</b>			
League of Minnesota Cities	3,040	10.0%	304
<b>Total for Entity</b>	<b>\$3,040</b>		<b>\$304</b>
<b>City of Mora</b>			
League of Minnesota Cities	3,805	10.0%	380
<b>Total for Entity</b>	<b>\$3,805</b>		<b>\$380</b>
<b>City of Morgan</b>			
League of Minnesota Cities	1,050	10.0%	105
<b>Total for Entity</b>	<b>\$1,050</b>		<b>\$105</b>
<b>City of Morris</b>			
Coalition of Greater Minnesota Cities	9,514	50.8%	4,833
League of Minnesota Cities	5,804	10.0%	580
<b>Total for Entity</b>	<b>\$15,318</b>		<b>\$5,413</b>

**Table 5**  
**2018 Lobbying Expenditures Paid With Association Dues**  
**Listed by Entity**

Name of Entity (County) Association Name	Total Local Government Dues	Proportion of Dues Used for Lobbying	Total Dues Used for Lobbying
<b>City of Morristown</b>			
League of Minnesota Cities	1,182	10.0%	118
Minnesota Association of Small Cities	568	65.0%	369
<b>Total for Entity</b>	<b>\$1,750</b>		<b>\$487</b>
<b>City of Morton</b>			
League of Minnesota Cities	534	10.0%	53
Minnesota Association of Small Cities	297	65.0%	193
<b>Total for Entity</b>	<b>\$831</b>		<b>\$246</b>
<b>City of Motley</b>			
League of Minnesota Cities	830	10.0%	83
<b>Total for Entity</b>	<b>\$830</b>		<b>\$83</b>
<b>City of Mound</b>			
League of Minnesota Cities	9,206	10.0%	921
<b>Total for Entity</b>	<b>\$9,206</b>		<b>\$921</b>
<b>City of Mounds View</b>			
Association of Metropolitan Municipalities	5,097	31.3%	1,595
League of Minnesota Cities	12,057	10.0%	1,206
North Metro Mayors Association	5,686	66.4%	3,776
<b>Total for Entity</b>	<b>\$22,840</b>		<b>\$6,577</b>
<b>City of Mountain Iron</b>			
Coalition of Greater Minnesota Cities	5,418	50.8%	2,752
Greater Minnesota Parks and Trails	150	53.4%	80
Greater Minnesota Partnership	500	55.6%	278
League of Minnesota Cities	3,164	10.0%	316
Minnesota Association of Small Cities	1,499	65.0%	974
Range Association of Municipalities and Schools	700	72.0%	504
<b>Total for Entity</b>	<b>\$11,431</b>		<b>\$4,904</b>
<b>City of Mountain Lake</b>			
Coalition of Greater Minnesota Cities	1,068	50.8%	543
League of Minnesota Cities	2,354	10.0%	235
<b>Total for Entity</b>	<b>\$3,422</b>		<b>\$778</b>

**Table 5**  
**2018 Lobbying Expenditures Paid With Association Dues**  
**Listed by Entity**

Name of Entity (County) Association Name	Total Local Government Dues	Proportion of Dues Used for Lobbying	Total Dues Used for Lobbying
<b>City of Murdock</b>			
League of Minnesota Cities	417	10.0%	42
Minnesota Association of Small Cities	240	65.0%	156
<b>Total for Entity</b>	<b>\$657</b>		<b>\$198</b>
<b>City of Myrtle</b>			
League of Minnesota Cities	396	10.0%	40
Minnesota Association of Small Cities	139	65.0%	90
<b>Total for Entity</b>	<b>\$535</b>		<b>\$130</b>
<b>City of Nashwauk</b>			
League of Minnesota Cities	1,152	10.0%	115
Minnesota Association of Small Cities	567	65.0%	369
Range Association of Municipalities and Schools	700	72.0%	504
<b>Total for Entity</b>	<b>\$2,419</b>		<b>\$988</b>
<b>City of Nassau</b>			
League of Minnesota Cities	396	10.0%	40
Minnesota Association of Small Cities	152	65.0%	99
<b>Total for Entity</b>	<b>\$548</b>		<b>\$139</b>
<b>City of Nelson</b>			
League of Minnesota Cities	396	10.0%	40
<b>Total for Entity</b>	<b>\$396</b>		<b>\$40</b>
<b>City of Nerstrand</b>			
League of Minnesota Cities	461	10.0%	46
<b>Total for Entity</b>	<b>\$461</b>		<b>\$46</b>
<b>City of Nevis</b>			
League of Minnesota Cities	572	10.0%	57
Minnesota Association of Small Cities	300	65.0%	195
<b>Total for Entity</b>	<b>\$872</b>		<b>\$252</b>
<b>City of New Auburn</b>			
League of Minnesota Cities	599	10.0%	60
Minnesota Association of Small Cities	323	65.0%	210
<b>Total for Entity</b>	<b>\$922</b>		<b>\$270</b>

**Table 5**  
**2018 Lobbying Expenditures Paid With Association Dues**  
**Listed by Entity**

Name of Entity (County) Association Name	Total Local Government Dues	Proportion of Dues Used for Lobbying	Total Dues Used for Lobbying
<b>City of New Brighton</b>			
Association of Metropolitan Municipalities	7,702	31.3%	2,411
League of Minnesota Cities	18,180	10.0%	1,818
North Metro Mayors Association	10,339	66.4%	6,865
<b>Total for Entity</b>	<b>\$36,221</b>		<b>\$11,094</b>
<b>City of New Germany</b>			
League of Minnesota Cities	590	10.0%	59
Minnesota Association of Small Cities	293	65.0%	190
<b>Total for Entity</b>	<b>\$883</b>		<b>\$249</b>
<b>City of New Hope</b>			
Association of Metropolitan Municipalities	7,522	31.3%	2,354
League of Minnesota Cities	17,593	10.0%	1,759
North Metro Mayors Association	9,857	66.4%	6,545
<b>Total for Entity</b>	<b>\$34,972</b>		<b>\$10,658</b>
<b>City of New London</b>			
League of Minnesota Cities	1,570	10.0%	157
<b>Total for Entity</b>	<b>\$1,570</b>		<b>\$157</b>
<b>City of New Munich</b>			
League of Minnesota Cities	472	10.0%	47
Minnesota Association of Small Cities	265	65.0%	172
<b>Total for Entity</b>	<b>\$737</b>		<b>\$219</b>
<b>City of New Prague</b>			
League of Minnesota Cities	7,575	10.0%	758
Minnesota Environmental Science and Economic Review Board	2,434	9.1%	221
<b>Total for Entity</b>	<b>\$10,009</b>		<b>\$979</b>
<b>City of New Richland</b>			
League of Minnesota Cities	1,401	10.0%	140
<b>Total for Entity</b>	<b>\$1,401</b>		<b>\$140</b>



**Table 5**  
**2018 Lobbying Expenditures Paid With Association Dues**  
**Listed by Entity**

Name of Entity (County) Association Name	Total Local Government Dues	Proportion of Dues Used for Lobbying	Total Dues Used for Lobbying
<b>City of New Trier</b>			
League of Minnesota Cities	396	10.0%	40
Minnesota Association of Small Cities	173	65.0%	112
<b>Total for Entity</b>	<b>\$569</b>		<b>\$152</b>
<b>City of New Ulm</b>			
Coalition of Greater Minnesota Cities	27,458	50.8%	13,949
Greater Minnesota Parks and Trails	500	53.4%	267
Greater Minnesota Partnership	1,500	55.6%	834
Highway 14 Partnership	2,500	85.2%	2,130
League of Minnesota Cities	12,212	10.0%	1,221
Minnesota Environmental Science and Economic Review Board	4,608	9.1%	419
<b>Total for Entity</b>	<b>\$48,778</b>		<b>\$18,820</b>
<b>City of New York Mills</b>			
League of Minnesota Cities	1,421	10.0%	142
Minnesota Association of Small Cities	703	65.0%	457
<b>Total for Entity</b>	<b>\$2,124</b>		<b>\$599</b>
<b>City of Newfolden</b>			
League of Minnesota Cities	534	10.0%	53
<b>Total for Entity</b>	<b>\$534</b>		<b>\$53</b>
<b>City of Newport</b>			
Association of Metropolitan Municipalities	1,674	31.3%	524
League of Minnesota Cities	3,879	10.0%	388
<b>Total for Entity</b>	<b>\$5,553</b>		<b>\$912</b>
<b>City of Nicollet</b>			
Highway 14 Partnership	1,000	85.2%	852
League of Minnesota Cities	1,318	10.0%	132
Minnesota Association of Small Cities	622	65.0%	404
<b>Total for Entity</b>	<b>\$2,940</b>		<b>\$1,388</b>
<b>City of Nielsville</b>			
League of Minnesota Cities	396	10.0%	40
<b>Total for Entity</b>	<b>\$396</b>		<b>\$40</b>

**Table 5**  
**2018 Lobbying Expenditures Paid With Association Dues**  
**Listed by Entity**

Name of Entity (County) Association Name	Total Local Government Dues	Proportion of Dues Used for Lobbying	Total Dues Used for Lobbying
<b>City of Nisswa</b>			
League of Minnesota Cities	2,291	10.0%	229
<b>Total for Entity</b>	<b>\$2,291</b>		<b>\$229</b>
<b>City of Norcross</b>			
League of Minnesota Cities	792	10.0%	79
Minnesota Association of Small Cities	152	65.0%	99
<b>Total for Entity</b>	<b>\$944</b>		<b>\$178</b>
<b>City of North Branch</b>			
League of Minnesota Cities	10,080	10.0%	1,008
<b>Total for Entity</b>	<b>\$10,080</b>		<b>\$1,008</b>
<b>City of North Mankato</b>			
Coalition of Greater Minnesota Cities	27,983	50.8%	14,215
Greater Minnesota Parks and Trails	225	53.4%	120
Highway 14 Partnership	2,500	85.2%	2,130
League of Minnesota Cities	12,466	10.0%	1,247
<b>Total for Entity</b>	<b>\$43,174</b>		<b>\$17,712</b>
<b>City of North Oaks</b>			
League of Minnesota Cities	5,549	10.0%	555
<b>Total for Entity</b>	<b>\$5,549</b>		<b>\$555</b>
<b>City of North Saint Paul</b>			
Association of Metropolitan Municipalities	4,814	31.3%	1,507
League of Minnesota Cities	11,164	10.0%	1,116
<b>Total for Entity</b>	<b>\$15,978</b>		<b>\$2,623</b>
<b>City of Northfield</b>			
League of Minnesota Cities	17,086	10.0%	1,709
Minnesota Environmental Science and Economic Review Board	4,609	9.1%	419
<b>Total for Entity</b>	<b>\$21,695</b>		<b>\$2,128</b>
<b>City of Northome</b>			
League of Minnesota Cities	396	10.0%	40
<b>Total for Entity</b>	<b>\$396</b>		<b>\$40</b>

**Table 5**  
**2018 Lobbying Expenditures Paid With Association Dues**  
**Listed by Entity**

Name of Entity (County) Association Name	Total Local Government Dues	Proportion of Dues Used for Lobbying	Total Dues Used for Lobbying
<b>City of Northrop</b>			
League of Minnesota Cities	396	10.0%	40
Minnesota Association of Small Cities	217	65.0%	141
<b>Total for Entity</b>	<b>\$613</b>		<b>\$181</b>
<b>City of Nowthen</b>			
League of Minnesota Cities	5,003	10.0%	500
<b>Total for Entity</b>	<b>\$5,003</b>		<b>\$500</b>
<b>City of Oak Park Heights</b>			
Association of Metropolitan Municipalities	2,181	31.3%	683
Coalition of Utility Cities	8,232	100.0%	8,232
League of Minnesota Cities	5,096	10.0%	510
Minnesota Association of Small Cities	2,390	65.0%	1,554
<b>Total for Entity</b>	<b>\$17,899</b>		<b>\$10,979</b>
<b>City of Oakdale</b>			
Association of Metropolitan Municipalities	8,845	31.3%	2,768
League of Minnesota Cities	20,495	10.0%	2,050
Municipal Legislative Commission	6,984	86.2%	6,020
<b>Total for Entity</b>	<b>\$36,324</b>		<b>\$10,838</b>
<b>City of Odessa</b>			
League of Minnesota Cities	396	10.0%	40
<b>Total for Entity</b>	<b>\$396</b>		<b>\$40</b>
<b>City of Odin</b>			
League of Minnesota Cities	792	10.0%	79
<b>Total for Entity</b>	<b>\$792</b>		<b>\$79</b>
<b>City of Ogema</b>			
League of Minnesota Cities	396	10.0%	40
<b>Total for Entity</b>	<b>\$396</b>		<b>\$40</b>
<b>City of Ogilvie</b>			
League of Minnesota Cities	510	10.0%	51
Minnesota Association of Small Cities	282	65.0%	183
<b>Total for Entity</b>	<b>\$792</b>		<b>\$234</b>

**Table 5**  
**2018 Lobbying Expenditures Paid With Association Dues**  
**Listed by Entity**

Name of Entity (County) Association Name	Total Local Government Dues	Proportion of Dues Used for Lobbying	Total Dues Used for Lobbying
<b>City of Okabena</b>			
League of Minnesota Cities	396	10.0%	40
Minnesota Association of Small Cities	204	65.0%	133
<b>Total for Entity</b>	<b>\$600</b>		<b>\$173</b>
<b>City of Oklee</b>			
League of Minnesota Cities	590	10.0%	59
<b>Total for Entity</b>	<b>\$590</b>		<b>\$59</b>
<b>City of Olivia</b>			
Coalition of Greater Minnesota Cities	4,809	50.8%	2,443
Greater Minnesota Parks and Trails	150	53.4%	80
League of Minnesota Cities	2,689	10.0%	269
Minnesota Association of Small Cities	1,303	65.0%	847
Minnesota Environmental Science and Economic Review Board	934	9.1%	85
<b>Total for Entity</b>	<b>\$9,885</b>		<b>\$3,724</b>
<b>City of Onamia</b>			
League of Minnesota Cities	1,037	10.0%	104
Minnesota Association of Small Cities	513	65.0%	333
<b>Total for Entity</b>	<b>\$1,550</b>		<b>\$437</b>
<b>City of Ormsby</b>			
League of Minnesota Cities	396	10.0%	40
<b>Total for Entity</b>	<b>\$396</b>		<b>\$40</b>
<b>City of Orono</b>			
Association of Metropolitan Municipalities	3,224	31.3%	1,009
League of Minnesota Cities	7,829	10.0%	783
<b>Total for Entity</b>	<b>\$11,053</b>		<b>\$1,792</b>
<b>City of Oronoco</b>			
League of Minnesota Cities	1,723	10.0%	172
<b>Total for Entity</b>	<b>\$1,723</b>		<b>\$172</b>

**Table 5**  
**2018 Lobbying Expenditures Paid With Association Dues**  
**Listed by Entity**

Name of Entity (County) Association Name	Total Local Government Dues	Proportion of Dues Used for Lobbying	Total Dues Used for Lobbying
<b>City of Orr</b>			
League of Minnesota Cities	446	10.0%	45
Minnesota Association of Small Cities	243	65.0%	158
<b>Total for Entity</b>	<b>\$689</b>		<b>\$203</b>
<b>City of Ortonville</b>			
Coalition of Greater Minnesota Cities	4,018	50.8%	2,041
Greater Minnesota Partnership	500	55.6%	278
League of Minnesota Cities	2,057	10.0%	206
Minnesota Association of Small Cities	992	65.0%	645
<b>Total for Entity</b>	<b>\$7,567</b>		<b>\$3,170</b>
<b>City of Osakis</b>			
League of Minnesota Cities	3,947	10.0%	395
<b>Total for Entity</b>	<b>\$3,947</b>		<b>\$395</b>
<b>City of Oslo</b>			
League of Minnesota Cities	454	10.0%	45
<b>Total for Entity</b>	<b>\$454</b>		<b>\$45</b>
<b>City of Osseo</b>			
Association of Metropolitan Municipalities	1,256	31.3%	393
League of Minnesota Cities	3,057	10.0%	306
<b>Total for Entity</b>	<b>\$4,313</b>		<b>\$699</b>
<b>City of Ostrander</b>			
League of Minnesota Cities	400	10.0%	40
Minnesota Association of Small Cities	234	65.0%	152
<b>Total for Entity</b>	<b>\$634</b>		<b>\$192</b>
<b>City of Otsego</b>			
League of Minnesota Cities	14,441	10.0%	1,444
<b>Total for Entity</b>	<b>\$14,441</b>		<b>\$1,444</b>
<b>City of Ottertail</b>			
League of Minnesota Cities	789	10.0%	79
Minnesota Association of Small Cities	386	65.0%	251
<b>Total for Entity</b>	<b>\$1,175</b>		<b>\$330</b>

**Table 5**  
**2018 Lobbying Expenditures Paid With Association Dues**  
**Listed by Entity**

Name of Entity (County) Association Name	Total Local Government Dues	Proportion of Dues Used for Lobbying	Total Dues Used for Lobbying
<b>City of Owatonna</b>			
Coalition of Greater Minnesota Cities	57,535	50.8%	29,228
Greater Minnesota Parks and Trails	300	53.4%	160
Highway 14 Partnership	8,000	85.2%	6,816
League of Minnesota Cities	19,526	10.0%	1,953
Minnesota Environmental Science and Economic Review Board	8,275	9.1%	753
<b>Total for Entity</b>	<b>\$93,636</b>		<b>\$38,910</b>
<b>City of Palisade</b>			
League of Minnesota Cities	396	10.0%	40
Minnesota Association of Small Cities	195	65.0%	127
<b>Total for Entity</b>	<b>\$591</b>		<b>\$167</b>
<b>City of Park Rapids</b>			
Coalition of Greater Minnesota Cities	6,808	50.8%	3,458
Greater Minnesota Parks and Trails	150	53.4%	80
League of Minnesota Cities	4,295	10.0%	430
<b>Total for Entity</b>	<b>\$11,253</b>		<b>\$3,968</b>
<b>City of Parkers Prairie</b>			
League of Minnesota Cities	1,195	10.0%	120
<b>Total for Entity</b>	<b>\$1,195</b>		<b>\$120</b>
<b>City of Paynesville</b>			
League of Minnesota Cities	2,749	10.0%	275
Minnesota Association of Small Cities	1,297	65.0%	843
<b>Total for Entity</b>	<b>\$4,046</b>		<b>\$1,118</b>
<b>City of Pelican Rapids</b>			
Coalition of Greater Minnesota Cities	4,927	50.8%	2,503
Greater Minnesota Partnership	500	55.6%	278
League of Minnesota Cities	2,776	10.0%	278
Minnesota Environmental Science and Economic Review Board	449	9.1%	41
<b>Total for Entity</b>	<b>\$8,652</b>		<b>\$3,100</b>

**Table 5**  
**2018 Lobbying Expenditures Paid With Association Dues**  
**Listed by Entity**

Name of Entity (County) Association Name	Total Local Government Dues	Proportion of Dues Used for Lobbying	Total Dues Used for Lobbying
<b>City of Pemberton</b>			
League of Minnesota Cities	396	10.0%	40
<b>Total for Entity</b>	<b>\$396</b>		<b>\$40</b>
<b>City of Pennock</b>			
League of Minnesota Cities	676	10.0%	68
Minnesota Association of Small Cities	352	65.0%	229
<b>Total for Entity</b>	<b>\$1,028</b>		<b>\$297</b>
<b>City of Pequot Lakes</b>			
League of Minnesota Cities	2,584	10.0%	258
<b>Total for Entity</b>	<b>\$2,584</b>		<b>\$258</b>
<b>City of Perham</b>			
Coalition of Greater Minnesota Cities	5,961	50.8%	3,028
Greater Minnesota Parks and Trails	150	53.4%	80
League of Minnesota Cities	3,690	10.0%	369
Minnesota Association of Small Cities	1,593	65.0%	1,035
<b>Total for Entity</b>	<b>\$11,394</b>		<b>\$4,512</b>
<b>City of Perley</b>			
League of Minnesota Cities	396	10.0%	40
Minnesota Association of Small Cities	120	65.0%	78
<b>Total for Entity</b>	<b>\$516</b>		<b>\$118</b>
<b>City of Peterson</b>			
League of Minnesota Cities	396	10.0%	40
<b>Total for Entity</b>	<b>\$396</b>		<b>\$40</b>
<b>City of Pierz</b>			
League of Minnesota Cities	1,585	10.0%	158
<b>Total for Entity</b>	<b>\$1,585</b>		<b>\$158</b>
<b>City of Pillager</b>			
League of Minnesota Cities	635	10.0%	64
Minnesota Association of Small Cities	331	65.0%	215
<b>Total for Entity</b>	<b>\$966</b>		<b>\$279</b>

**Table 5**  
**2018 Lobbying Expenditures Paid With Association Dues**  
**Listed by Entity**

Name of Entity (County) Association Name	Total Local Government Dues	Proportion of Dues Used for Lobbying	Total Dues Used for Lobbying
<b>City of Pine City</b>			
League of Minnesota Cities	3,540	10.0%	354
<b>Total for Entity</b>	<b>\$3,540</b>		<b>\$354</b>
<b>City of Pine Island</b>			
League of Minnesota Cities	3,694	10.0%	369
<b>Total for Entity</b>	<b>\$3,694</b>		<b>\$369</b>
<b>City of Pine River</b>			
League of Minnesota Cities	1,124	10.0%	112
<b>Total for Entity</b>	<b>\$1,124</b>		<b>\$112</b>
<b>City of Pine Springs</b>			
League of Minnesota Cities	576	10.0%	58
Minnesota Association of Small Cities	304	65.0%	198
<b>Total for Entity</b>	<b>\$880</b>		<b>\$256</b>
<b>City of Pipestone</b>			
Coalition of Greater Minnesota Cities	6,325	50.8%	3,213
League of Minnesota Cities	4,492	10.0%	449
<b>Total for Entity</b>	<b>\$10,817</b>		<b>\$3,662</b>
<b>City of Plainview</b>			
Coalition of Greater Minnesota Cities	6,010	50.8%	3,053
Greater Minnesota Partnership	500	55.6%	278
League of Minnesota Cities	3,646	10.0%	365
<b>Total for Entity</b>	<b>\$10,156</b>		<b>\$3,696</b>
<b>City of Plato</b>			
League of Minnesota Cities	456	10.0%	46
<b>Total for Entity</b>	<b>\$456</b>		<b>\$46</b>
<b>City of Plummer</b>			
League of Minnesota Cities	445	10.0%	44
Minnesota Association of Small Cities	254	65.0%	165
<b>Total for Entity</b>	<b>\$699</b>		<b>\$209</b>



**Table 5**  
**2018 Lobbying Expenditures Paid With Association Dues**  
**Listed by Entity**

Name of Entity (County) Association Name	Total Local Government Dues	Proportion of Dues Used for Lobbying	Total Dues Used for Lobbying
<b>City of Plymouth</b>			
Association of Metropolitan Municipalities	14,334	31.3%	4,487
League of Minnesota Cities	33,541	10.0%	3,354
Municipal Legislative Commission	10,500	86.2%	9,051
Suburban Transit Association	9,500	99.8%	9,481
<b>Total for Entity</b>	<b>\$67,875</b>		<b>\$26,373</b>
<b>City of Porter</b>			
League of Minnesota Cities	396	10.0%	40
<b>Total for Entity</b>	<b>\$396</b>		<b>\$40</b>
<b>City of Preston</b>			
League of Minnesota Cities	1,528	10.0%	153
<b>Total for Entity</b>	<b>\$1,528</b>		<b>\$153</b>
<b>City of Princeton</b>			
Coalition of Greater Minnesota Cities	7,884	50.8%	4,005
Greater Minnesota Parks and Trails	150	53.4%	80
League of Minnesota Cities	5,082	10.0%	508
<b>Total for Entity</b>	<b>\$13,116</b>		<b>\$4,593</b>
<b>City of Prinsburg</b>			
League of Minnesota Cities	662	10.0%	66
Minnesota Association of Small Cities	342	65.0%	222
<b>Total for Entity</b>	<b>\$1,004</b>		<b>\$288</b>
<b>City of Prior Lake</b>			
Association of Metropolitan Municipalities	8,251	31.3%	2,583
League of Minnesota Cities	19,349	10.0%	1,935
<b>Total for Entity</b>	<b>\$27,600</b>		<b>\$4,518</b>
<b>City of Proctor</b>			
League of Minnesota Cities	3,345	10.0%	334
<b>Total for Entity</b>	<b>\$3,345</b>		<b>\$334</b>

**Table 5**  
**2018 Lobbying Expenditures Paid With Association Dues**  
**Listed by Entity**

Name of Entity (County) Association Name	Total Local Government Dues	Proportion of Dues Used for Lobbying	Total Dues Used for Lobbying
<b>City of Quamba</b>			
League of Minnesota Cities	396	10.0%	40
Minnesota Association of Small Cities	171	65.0%	111
<b>Total for Entity</b>	<b>\$567</b>		<b>\$151</b>
<b>City of Racine</b>			
League of Minnesota Cities	593	10.0%	59
<b>Total for Entity</b>	<b>\$593</b>		<b>\$59</b>
<b>City of Ramsey</b>			
Association of Metropolitan Municipalities	4,155	31.3%	1,301
League of Minnesota Cities	19,765	10.0%	1,976
North Metro Mayors Association	12,008	66.4%	7,973
<b>Total for Entity</b>	<b>\$35,928</b>		<b>\$11,250</b>
<b>City of Randall</b>			
League of Minnesota Cities	799	10.0%	80
<b>Total for Entity</b>	<b>\$799</b>		<b>\$80</b>
<b>City of Randolph</b>			
League of Minnesota Cities	636	10.0%	64
<b>Total for Entity</b>	<b>\$636</b>		<b>\$64</b>
<b>City of Ranier</b>			
League of Minnesota Cities	754	10.0%	75
Minnesota Association of Small Cities	393	65.0%	255
<b>Total for Entity</b>	<b>\$1,147</b>		<b>\$330</b>
<b>City of Raymond</b>			
League of Minnesota Cities	937	10.0%	94
Minnesota Association of Small Cities	464	65.0%	302
<b>Total for Entity</b>	<b>\$1,401</b>		<b>\$396</b>
<b>City of Red Lake Falls</b>			
Coalition of Greater Minnesota Cities	829	50.8%	421
League of Minnesota Cities	1,600	10.0%	160
Minnesota Association of Small Cities	792	65.0%	515
<b>Total for Entity</b>	<b>\$3,221</b>		<b>\$1,096</b>

**Table 5**  
**2018 Lobbying Expenditures Paid With Association Dues**  
**Listed by Entity**

Name of Entity (County) Association Name	Total Local Government Dues	Proportion of Dues Used for Lobbying	Total Dues Used for Lobbying
<b>City of Red Wing</b>			
Coalition of Greater Minnesota Cities	33,211	50.8%	16,871
Coalition of Utility Cities	26,650	100.0%	26,650
Greater Minnesota Parks and Trails	225	53.4%	120
League of Minnesota Cities	14,417	10.0%	1,442
Minnesota Environmental Science and Economic Review Board	5,394	9.1%	491
<b>Total for Entity</b>	<b>\$79,897</b>		<b>\$45,574</b>
<b>City of Redwood Falls</b>			
Coalition of Greater Minnesota Cities	9,176	50.8%	4,661
Greater Minnesota Parks and Trails	150	53.4%	80
League of Minnesota Cities	5,539	10.0%	554
Minnesota Environmental Science and Economic Review Board	1,913	9.1%	174
<b>Total for Entity</b>	<b>\$16,778</b>		<b>\$5,469</b>
<b>City of Remer</b>			
League of Minnesota Cities	561	10.0%	56
<b>Total for Entity</b>	<b>\$561</b>		<b>\$56</b>
<b>City of Renville</b>			
League of Minnesota Cities	1,403	10.0%	140
Minnesota Environmental Science and Economic Review Board	505	9.1%	46
<b>Total for Entity</b>	<b>\$1,908</b>		<b>\$186</b>
<b>City of Revere</b>			
League of Minnesota Cities	396	10.0%	40
<b>Total for Entity</b>	<b>\$396</b>		<b>\$40</b>
<b>City of Rice</b>			
League of Minnesota Cities	1,521	10.0%	152
Minnesota Association of Small Cities	706	65.0%	459
<b>Total for Entity</b>	<b>\$2,227</b>		<b>\$611</b>
<b>City of Rice Lake</b>			
Coalition of Greater Minnesota Cities	1,710	50.8%	869
League of Minnesota Cities	4,446	10.0%	445
<b>Total for Entity</b>	<b>\$6,156</b>		<b>\$1,314</b>

**Table 5**  
**2018 Lobbying Expenditures Paid With Association Dues**  
**Listed by Entity**

Name of Entity (County) Association Name	Total Local Government Dues	Proportion of Dues Used for Lobbying	Total Dues Used for Lobbying
<b>City of Richfield</b>			
Association of Metropolitan Municipalities	10,442	31.3%	3,268
League of Minnesota Cities	24,219	10.0%	2,422
<b>Total for Entity</b>	<b>\$34,661</b>		<b>\$5,690</b>
<b>City of Richmond</b>			
League of Minnesota Cities	1,678	10.0%	168
Minnesota Association of Small Cities	794	65.0%	516
<b>Total for Entity</b>	<b>\$2,472</b>		<b>\$684</b>
<b>City of Richville</b>			
Minnesota Association of Small Cities	162	65.0%	105
<b>Total for Entity</b>	<b>\$162</b>		<b>\$105</b>
<b>City of Riverton</b>			
League of Minnesota Cities	396	10.0%	40
<b>Total for Entity</b>	<b>\$396</b>		<b>\$40</b>
<b>City of Robbinsdale</b>			
Association of Metropolitan Municipalities	5,645	31.3%	1,767
League of Minnesota Cities	13,172	10.0%	1,317
<b>Total for Entity</b>	<b>\$18,817</b>		<b>\$3,084</b>
<b>City of Rochester</b>			
Coalition of Greater Minnesota Cities	101,294	50.8%	51,457
Greater Minnesota Parks and Trails	800	53.4%	427
Highway 14 Partnership	8,000	85.2%	6,816
League of Minnesota Cities	38,112	10.0%	3,811
Minnesota Environmental Science and Economic Review Board	13,675	9.1%	1,244
<b>Total for Entity</b>	<b>\$161,881</b>		<b>\$63,755</b>
<b>City of Rock Creek</b>			
League of Minnesota Cities	1,830	10.0%	183
<b>Total for Entity</b>	<b>\$1,830</b>		<b>\$183</b>

**Table 5**  
**2018 Lobbying Expenditures Paid With Association Dues**  
**Listed by Entity**

Name of Entity (County) Association Name	Total Local Government Dues	Proportion of Dues Used for Lobbying	Total Dues Used for Lobbying
<b>City of Rockford</b>			
League of Minnesota Cities	4,737	10.0%	474
Minnesota Association of Small Cities	2,166	65.0%	1,408
<b>Total for Entity</b>	<b>\$6,903</b>		<b>\$1,882</b>
<b>City of Rockville</b>			
League of Minnesota Cities	2,833	10.0%	283
<b>Total for Entity</b>	<b>\$2,833</b>		<b>\$283</b>
<b>City of Rogers</b>			
Association of Metropolitan Municipalities	4,901	31.3%	1,534
League of Minnesota Cities	11,640	10.0%	1,164
<b>Total for Entity</b>	<b>\$16,541</b>		<b>\$2,698</b>
<b>City of Rollingstone</b>			
League of Minnesota Cities	821	10.0%	82
<b>Total for Entity</b>	<b>\$821</b>		<b>\$82</b>
<b>City of Roosevelt</b>			
League of Minnesota Cities	396	10.0%	40
<b>Total for Entity</b>	<b>\$396</b>		<b>\$40</b>
<b>City of Rose Creek</b>			
League of Minnesota Cities	551	10.0%	55
<b>Total for Entity</b>	<b>\$551</b>		<b>\$55</b>
<b>City of Roseau</b>			
Coalition of Greater Minnesota Cities	5,287	50.8%	2,686
League of Minnesota Cities	3,051	10.0%	305
Minnesota Environmental Science and Economic Review Board	904	9.1%	82
<b>Total for Entity</b>	<b>\$9,242</b>		<b>\$3,073</b>
<b>City of Rosemount</b>			
Association of Metropolitan Municipalities	7,868	31.3%	2,463
League of Minnesota Cities	18,662	10.0%	1,866
<b>Total for Entity</b>	<b>\$26,530</b>		<b>\$4,329</b>

**Table 5**  
**2018 Lobbying Expenditures Paid With Association Dues**  
**Listed by Entity**

Name of Entity (County) Association Name	Total Local Government Dues	Proportion of Dues Used for Lobbying	Total Dues Used for Lobbying
<b>City of Roseville</b>			
Association of Metropolitan Municipalities	10,192	31.3%	3,190
League of Minnesota Cities	23,973	10.0%	2,397
<b>Total for Entity</b>	<b>\$34,165</b>		<b>\$5,587</b>
<b>City of Rothsay</b>			
League of Minnesota Cities	646	10.0%	65
Minnesota Association of Small Cities	343	65.0%	223
<b>Total for Entity</b>	<b>\$989</b>		<b>\$288</b>
<b>City of Round Lake</b>			
League of Minnesota Cities	532	10.0%	53
Minnesota Association of Small Cities	290	65.0%	188
<b>Total for Entity</b>	<b>\$822</b>		<b>\$241</b>
<b>City of Royalton</b>			
League of Minnesota Cities	1,431	10.0%	143
Minnesota Association of Small Cities	675	65.0%	439
<b>Total for Entity</b>	<b>\$2,106</b>		<b>\$582</b>
<b>City of Rush City</b>			
League of Minnesota Cities	3,346	10.0%	335
Minnesota Association of Small Cities	1,568	65.0%	1,019
<b>Total for Entity</b>	<b>\$4,914</b>		<b>\$1,354</b>
<b>City of Rushford</b>			
Coalition of Greater Minnesota Cities	3,911	50.8%	1,987
League of Minnesota Cities	1,991	10.0%	199
<b>Total for Entity</b>	<b>\$5,902</b>		<b>\$2,186</b>
<b>City of Rushford Village</b>			
League of Minnesota Cities	1,010	10.0%	101
<b>Total for Entity</b>	<b>\$1,010</b>		<b>\$101</b>
<b>City of Rushmore</b>			
League of Minnesota Cities	494	10.0%	49
Minnesota Association of Small Cities	274	65.0%	178
<b>Total for Entity</b>	<b>\$768</b>		<b>\$227</b>

**Table 5**  
**2018 Lobbying Expenditures Paid With Association Dues**  
**Listed by Entity**

Name of Entity (County) Association Name	Total Local Government Dues	Proportion of Dues Used for Lobbying	Total Dues Used for Lobbying
<b>City of Russell</b>			
League of Minnesota Cities	480	10.0%	48
<b>Total for Entity</b>	<b>\$480</b>		<b>\$48</b>
<b>City of Rutherford</b>			
League of Minnesota Cities	396	10.0%	40
Minnesota Association of Small Cities	223	65.0%	145
<b>Total for Entity</b>	<b>\$619</b>		<b>\$185</b>
<b>City of Sabin</b>			
League of Minnesota Cities	712	10.0%	71
Minnesota Association of Small Cities	368	65.0%	239
<b>Total for Entity</b>	<b>\$1,080</b>		<b>\$310</b>
<b>City of Sacred Heart</b>			
League of Minnesota Cities	670	10.0%	67
Minnesota Association of Small Cities	359	65.0%	233
<b>Total for Entity</b>	<b>\$1,029</b>		<b>\$300</b>
<b>City of Saint Anthony</b>			
Association of Metropolitan Municipalities	3,889	31.3%	1,217
League of Minnesota Cities	8,955	10.0%	896
<b>Total for Entity</b>	<b>\$12,844</b>		<b>\$2,113</b>
<b>City of Saint Anthony [Stearns]</b>			
League of Minnesota Cities	396	10.0%	40
<b>Total for Entity</b>	<b>\$396</b>		<b>\$40</b>
<b>City of Saint Augusta</b>			
League of Minnesota Cities	3,851	10.0%	385
Minnesota Association of Small Cities	1,721	65.0%	1,119
<b>Total for Entity</b>	<b>\$5,572</b>		<b>\$1,504</b>
<b>City of Saint Bonifacius</b>			
League of Minnesota Cities	2,594	10.0%	259
<b>Total for Entity</b>	<b>\$2,594</b>		<b>\$259</b>

**Table 5**  
**2018 Lobbying Expenditures Paid With Association Dues**  
**Listed by Entity**

Name of Entity (County) Association Name	Total Local Government Dues	Proportion of Dues Used for Lobbying	Total Dues Used for Lobbying
<b>City of Saint Charles</b>			
Coalition of Greater Minnesota Cities	6,570	50.8%	3,338
Greater Minnesota Parks and Trails	150	53.4%	80
League of Minnesota Cities	4,091	10.0%	409
Minnesota Association of Small Cities	1,875	65.0%	1,219
<b>Total for Entity</b>	<b>\$12,686</b>		<b>\$5,046</b>
<b>City of Saint Clair</b>			
League of Minnesota Cities	1,017	10.0%	102
<b>Total for Entity</b>	<b>\$1,017</b>		<b>\$102</b>
<b>City of Saint Cloud</b>			
Greater Minnesota Parks and Trails	400	53.4%	214
League of Minnesota Cities	32,413	10.0%	3,241
<b>Total for Entity</b>	<b>\$32,813</b>		<b>\$3,455</b>
<b>City of Saint Francis</b>			
Association of Metropolitan Municipalities	3,170	31.3%	992
League of Minnesota Cities	7,537	10.0%	754
Minnesota Environmental Science and Economic Review Board	930	9.1%	85
<b>Total for Entity</b>	<b>\$11,637</b>		<b>\$1,831</b>
<b>City of Saint Hilaire</b>			
League of Minnesota Cities	427	10.0%	43
Minnesota Association of Small Cities	248	65.0%	161
<b>Total for Entity</b>	<b>\$675</b>		<b>\$204</b>
<b>City of Saint James</b>			
Coalition of Greater Minnesota Cities	7,634	50.8%	3,878
League of Minnesota Cities	4,857	10.0%	486
<b>Total for Entity</b>	<b>\$12,491</b>		<b>\$4,364</b>
<b>City of Saint Joseph</b>			
Coalition of Greater Minnesota Cities	10,210	50.8%	5,187
League of Minnesota Cities	7,162	10.0%	716
<b>Total for Entity</b>	<b>\$17,372</b>		<b>\$5,903</b>



**Table 5**  
**2018 Lobbying Expenditures Paid With Association Dues**  
**Listed by Entity**

Name of Entity (County) Association Name	Total Local Government Dues	Proportion of Dues Used for Lobbying	Total Dues Used for Lobbying
<b>City of Saint Leo</b>			
League of Minnesota Cities	396	10.0%	40
Minnesota Association of Small Cities	163	65.0%	106
<b>Total for Entity</b>	<b>\$559</b>		<b>\$146</b>
<b>City of Saint Louis Park</b>			
Association of Metropolitan Municipalities	12,689	31.3%	3,972
League of Minnesota Cities	29,687	10.0%	2,969
<b>Total for Entity</b>	<b>\$42,376</b>		<b>\$6,941</b>
<b>City of Saint Martin</b>			
League of Minnesota Cities	490	10.0%	49
Minnesota Association of Small Cities	258	65.0%	168
<b>Total for Entity</b>	<b>\$748</b>		<b>\$217</b>
<b>City of Saint Mary's Point</b>			
League of Minnesota Cities	530	10.0%	53
<b>Total for Entity</b>	<b>\$530</b>		<b>\$53</b>
<b>City of Saint Michael</b>			
Greater Minnesota Parks and Trails	225	53.4%	120
League of Minnesota Cities	15,118	10.0%	1,512
Minnesota Environmental Science and Economic Review Board	5,022	9.1%	457
<b>Total for Entity</b>	<b>\$20,365</b>		<b>\$2,089</b>
<b>City of Saint Paul</b>			
Association of Metropolitan Municipalities	26,529	31.3%	8,304
League of Minnesota Cities	62,172	10.0%	6,217
<b>Total for Entity</b>	<b>\$88,701</b>		<b>\$14,521</b>
<b>City of Saint Paul Park</b>			
Association of Metropolitan Municipalities	2,476	31.3%	775
League of Minnesota Cities	5,873	10.0%	587
<b>Total for Entity</b>	<b>\$8,349</b>		<b>\$1,362</b>

**Table 5**  
**2018 Lobbying Expenditures Paid With Association Dues**  
**Listed by Entity**

Name of Entity (County) Association Name	Total Local Government Dues	Proportion of Dues Used for Lobbying	Total Dues Used for Lobbying
<b>City of Saint Peter</b>			
Coalition of Greater Minnesota Cities	19,574	50.8%	9,944
League of Minnesota Cities	11,043	10.0%	1,104
<b>Total for Entity</b>	<b>\$30,617</b>		<b>\$11,048</b>
<b>City of Saint Rosa</b>			
League of Minnesota Cities	396	10.0%	40
<b>Total for Entity</b>	<b>\$396</b>		<b>\$40</b>
<b>City of Saint Stephen</b>			
League of Minnesota Cities	1,053	10.0%	105
Minnesota Association of Small Cities	508	65.0%	330
<b>Total for Entity</b>	<b>\$1,561</b>		<b>\$435</b>
<b>City of Saint Vincent</b>			
League of Minnesota Cities	396	10.0%	40
<b>Total for Entity</b>	<b>\$396</b>		<b>\$40</b>
<b>City of Sanborn</b>			
League of Minnesota Cities	466	10.0%	47
<b>Total for Entity</b>	<b>\$466</b>		<b>\$47</b>
<b>City of Sandstone</b>			
Coalition of Greater Minnesota Cities	4,600	50.8%	2,337
Greater Minnesota Parks and Trails	150	53.4%	80
League of Minnesota Cities	2,883	10.0%	288
Minnesota Environmental Science and Economic Review Board	414	9.1%	38
<b>Total for Entity</b>	<b>\$8,047</b>		<b>\$2,743</b>
<b>City of Sargeant</b>			
League of Minnesota Cities	396	10.0%	40
<b>Total for Entity</b>	<b>\$396</b>		<b>\$40</b>
<b>City of Sartell</b>			
League of Minnesota Cities	15,548	10.0%	1,555
<b>Total for Entity</b>	<b>\$15,548</b>		<b>\$1,555</b>

**Table 5**  
**2018 Lobbying Expenditures Paid With Association Dues**  
**Listed by Entity**

Name of Entity (County) Association Name	Total Local Government Dues	Proportion of Dues Used for Lobbying	Total Dues Used for Lobbying
<b>City of Sauk Centre</b>			
League of Minnesota Cities	4,821	10.0%	482
Minnesota Environmental Science and Economic Review Board	1,446	9.1%	132
<b>Total for Entity</b>	<b>\$6,267</b>		<b>\$614</b>
<b>City of Sauk Rapids</b>			
League of Minnesota Cities	12,462	10.0%	1,246
<b>Total for Entity</b>	<b>\$12,462</b>		<b>\$1,246</b>
<b>City of Savage</b>			
Association of Metropolitan Municipalities	9,198	31.3%	2,879
League of Minnesota Cities	21,643	10.0%	2,164
Municipal Legislative Commission	7,571	86.2%	6,526
<b>Total for Entity</b>	<b>\$38,412</b>		<b>\$11,569</b>
<b>City of Scandia</b>			
League of Minnesota Cities	4,372	10.0%	437
<b>Total for Entity</b>	<b>\$4,372</b>		<b>\$437</b>
<b>City of Scanlon</b>			
League of Minnesota Cities	1,164	10.0%	116
Minnesota Association of Small Cities	564	65.0%	367
<b>Total for Entity</b>	<b>\$1,728</b>		<b>\$483</b>
<b>City of Seaforth</b>			
League of Minnesota Cities	396	10.0%	40
<b>Total for Entity</b>	<b>\$396</b>		<b>\$40</b>
<b>City of Sebeka</b>			
League of Minnesota Cities	856	10.0%	86
Minnesota Association of Small Cities	439	65.0%	285
<b>Total for Entity</b>	<b>\$1,295</b>		<b>\$371</b>
<b>City of Sedan</b>			
League of Minnesota Cities	396	10.0%	40
<b>Total for Entity</b>	<b>\$396</b>		<b>\$40</b>

**Table 5**  
**2018 Lobbying Expenditures Paid With Association Dues**  
**Listed by Entity**

Name of Entity (County) Association Name	Total Local Government Dues	Proportion of Dues Used for Lobbying	Total Dues Used for Lobbying
<b>City of Shafer</b>			
League of Minnesota Cities	1,247	10.0%	125
Minnesota Association of Small Cities	622	65.0%	404
<b>Total for Entity</b>	<b>\$1,869</b>		<b>\$529</b>
<b>City of Shakopee</b>			
Association of Metropolitan Municipalities	11,146	31.3%	3,489
League of Minnesota Cities	26,417	10.0%	2,642
Municipal Legislative Commission	10,161	86.2%	8,759
<b>Total for Entity</b>	<b>\$47,724</b>		<b>\$14,890</b>
<b>City of Shelly</b>			
League of Minnesota Cities	396	10.0%	40
<b>Total for Entity</b>	<b>\$396</b>		<b>\$40</b>
<b>City of Sherburn</b>			
League of Minnesota Cities	1,244	10.0%	124
Minnesota Association of Small Cities	649	65.0%	422
<b>Total for Entity</b>	<b>\$1,893</b>		<b>\$546</b>
<b>City of Shevlin</b>			
League of Minnesota Cities	396	10.0%	40
<b>Total for Entity</b>	<b>\$396</b>		<b>\$40</b>
<b>City of Shoreview</b>			
Association of Metropolitan Municipalities	8,449	31.3%	2,645
League of Minnesota Cities	19,758	10.0%	1,976
Municipal Legislative Commission	6,592	86.2%	5,682
<b>Total for Entity</b>	<b>\$34,799</b>		<b>\$10,303</b>
<b>City of Shorewood</b>			
Association of Metropolitan Municipalities	3,218	31.3%	1,007
League of Minnesota Cities	7,680	10.0%	768
<b>Total for Entity</b>	<b>\$10,898</b>		<b>\$1,775</b>

**Table 5**  
**2018 Lobbying Expenditures Paid With Association Dues**  
**Listed by Entity**

Name of Entity (County) Association Name	Total Local Government Dues	Proportion of Dues Used for Lobbying	Total Dues Used for Lobbying
<b>City of Silver Bay</b>			
League of Minnesota Cities	2,044	10.0%	204
Range Association of Municipalities and Schools	700	72.0%	504
<b>Total for Entity</b>	<b>\$2,744</b>		<b>\$708</b>
<b>City of Silver Lake</b>			
League of Minnesota Cities	980	10.0%	98
<b>Total for Entity</b>	<b>\$980</b>		<b>\$98</b>
<b>City of Skyline</b>			
League of Minnesota Cities	434	10.0%	43
<b>Total for Entity</b>	<b>\$434</b>		<b>\$43</b>
<b>City of Slayton</b>			
Coalition of Greater Minnesota Cities	3,843	50.8%	1,952
<b>Total for Entity</b>	<b>\$3,843</b>		<b>\$1,952</b>
<b>City of Sleepy Eye</b>			
Coalition of Greater Minnesota Cities	5,683	50.8%	2,887
Greater Minnesota Parks and Trails	150	53.4%	80
Highway 14 Partnership	1,000	85.2%	852
League of Minnesota Cities	3,775	10.0%	378
<b>Total for Entity</b>	<b>\$10,608</b>		<b>\$4,197</b>
<b>City of Sobieski</b>			
League of Minnesota Cities	396	10.0%	40
Minnesota Association of Small Cities	207	65.0%	135
<b>Total for Entity</b>	<b>\$603</b>		<b>\$175</b>
<b>City of Solway</b>			
League of Minnesota Cities	396	10.0%	40
Minnesota Association of Small Cities	161	65.0%	105
<b>Total for Entity</b>	<b>\$557</b>		<b>\$145</b>
<b>City of South Haven</b>			
League of Minnesota Cities	396	10.0%	40
Minnesota Association of Small Cities	206	65.0%	134
<b>Total for Entity</b>	<b>\$602</b>		<b>\$174</b>

**Table 5**  
**2018 Lobbying Expenditures Paid With Association Dues**  
**Listed by Entity**

Name of Entity (County) Association Name	Total Local Government Dues	Proportion of Dues Used for Lobbying	Total Dues Used for Lobbying
<b>City of South Saint Paul</b>			
Association of Metropolitan Municipalities	7,356	31.3%	2,302
League of Minnesota Cities	17,174	10.0%	1,717
<b>Total for Entity</b>	<b>\$24,530</b>		<b>\$4,019</b>
<b>City of Spicer</b>			
League of Minnesota Cities	1,402	10.0%	140
<b>Total for Entity</b>	<b>\$1,402</b>		<b>\$140</b>
<b>City of Spring Grove</b>			
League of Minnesota Cities	1,497	10.0%	150
<b>Total for Entity</b>	<b>\$1,497</b>		<b>\$150</b>
<b>City of Spring Lake Park</b>			
Association of Metropolitan Municipalities	2,869	31.3%	898
League of Minnesota Cities	6,604	10.0%	660
North Metro Mayors Association	2,888	66.4%	1,918
<b>Total for Entity</b>	<b>\$12,361</b>		<b>\$3,476</b>
<b>City of Spring Park</b>			
Association of Metropolitan Municipalities	831	31.3%	260
League of Minnesota Cities	1,960	10.0%	196
<b>Total for Entity</b>	<b>\$2,791</b>		<b>\$456</b>
<b>City of Spring Valley</b>			
League of Minnesota Cities	2,751	10.0%	275
Minnesota Association of Small Cities	1,314	65.0%	854
<b>Total for Entity</b>	<b>\$4,065</b>		<b>\$1,129</b>
<b>City of Springfield</b>			
Coalition of Greater Minnesota Cities	1,047	50.8%	532
League of Minnesota Cities	2,289	10.0%	229
Minnesota Association of Small Cities	1,151	65.0%	748
<b>Total for Entity</b>	<b>\$4,487</b>		<b>\$1,509</b>
<b>City of Squaw Lake</b>			
League of Minnesota Cities	396	10.0%	40
<b>Total for Entity</b>	<b>\$396</b>		<b>\$40</b>

**Table 5**  
**2018 Lobbying Expenditures Paid With Association Dues**  
**Listed by Entity**

Name of Entity (County) Association Name	Total Local Government Dues	Proportion of Dues Used for Lobbying	Total Dues Used for Lobbying
<b>City of Stacy</b>			
League of Minnesota Cities	1,714	10.0%	171
Minnesota Association of Small Cities	807	65.0%	525
<b>Total for Entity</b>	<b>\$2,521</b>		<b>\$696</b>
<b>City of Staples</b>			
Coalition of Greater Minnesota Cities	5,473	50.8%	2,780
Greater Minnesota Parks and Trails	150	53.4%	80
League of Minnesota Cities	3,259	10.0%	326
<b>Total for Entity</b>	<b>\$8,882</b>		<b>\$3,186</b>
<b>City of Starbuck</b>			
League of Minnesota Cities	1,480	10.0%	148
Minnesota Association of Small Cities	732	65.0%	476
<b>Total for Entity</b>	<b>\$2,212</b>		<b>\$624</b>
<b>City of Steen</b>			
League of Minnesota Cities	396	10.0%	40
<b>Total for Entity</b>	<b>\$396</b>		<b>\$40</b>
<b>City of Stephen</b>			
League of Minnesota Cities	834	10.0%	83
Minnesota Association of Small Cities	418	65.0%	272
<b>Total for Entity</b>	<b>\$1,252</b>		<b>\$355</b>
<b>City of Stewart</b>			
League of Minnesota Cities	710	10.0%	71
Minnesota Association of Small Cities	367	65.0%	239
<b>Total for Entity</b>	<b>\$1,077</b>		<b>\$310</b>
<b>City of Stewartville</b>			
League of Minnesota Cities	6,457	10.0%	646
<b>Total for Entity</b>	<b>\$6,457</b>		<b>\$646</b>
<b>City of Stillwater</b>			
Association of Metropolitan Municipalities	7,211	31.3%	2,257
League of Minnesota Cities	16,727	10.0%	1,673
<b>Total for Entity</b>	<b>\$23,938</b>		<b>\$3,930</b>

**Table 5**  
**2018 Lobbying Expenditures Paid With Association Dues**  
**Listed by Entity**

Name of Entity (County) Association Name	Total Local Government Dues	Proportion of Dues Used for Lobbying	Total Dues Used for Lobbying
<b>City of Stockton</b>			
League of Minnesota Cities	886	10.0%	89
Minnesota Association of Small Cities	441	65.0%	287
<b>Total for Entity</b>	<b>\$1,327</b>		<b>\$376</b>
<b>City of Storden</b>			
League of Minnesota Cities	396	10.0%	40
Minnesota Association of Small Cities	215	65.0%	140
<b>Total for Entity</b>	<b>\$611</b>		<b>\$180</b>
<b>City of Strandquist</b>			
League of Minnesota Cities	396	10.0%	40
<b>Total for Entity</b>	<b>\$396</b>		<b>\$40</b>
<b>City of Sunburg</b>			
League of Minnesota Cities	396	10.0%	40
<b>Total for Entity</b>	<b>\$396</b>		<b>\$40</b>
<b>City of Sunfish Lake</b>			
Association of Metropolitan Municipalities	288	31.3%	90
League of Minnesota Cities	673	10.0%	67
<b>Total for Entity</b>	<b>\$961</b>		<b>\$157</b>
<b>City of Swanville</b>			
League of Minnesota Cities	492	10.0%	49
Minnesota Association of Small Cities	275	65.0%	179
<b>Total for Entity</b>	<b>\$767</b>		<b>\$228</b>
<b>City of Taconite</b>			
League of Minnesota Cities	809	10.0%	81
Minnesota Association of Small Cities	415	65.0%	270
Range Association of Municipalities and Schools	450	72.0%	324
<b>Total for Entity</b>	<b>\$1,674</b>		<b>\$675</b>
<b>City of Tamarack</b>			
League of Minnesota Cities	396	10.0%	40
Minnesota Association of Small Cities	160	65.0%	104
<b>Total for Entity</b>	<b>\$556</b>		<b>\$144</b>



**Table 5**  
**2018 Lobbying Expenditures Paid With Association Dues**  
**Listed by Entity**

Name of Entity (County) Association Name	Total Local Government Dues	Proportion of Dues Used for Lobbying	Total Dues Used for Lobbying
<b>City of Taunton</b>			
League of Minnesota Cities	396	10.0%	40
Minnesota Association of Small Cities	180	65.0%	117
<b>Total for Entity</b>	<b>\$576</b>		<b>\$157</b>
<b>City of Taylors Falls</b>			
League of Minnesota Cities	1,200	10.0%	120
Minnesota Association of Small Cities	555	65.0%	361
<b>Total for Entity</b>	<b>\$1,755</b>		<b>\$481</b>
<b>City of Tenstrike</b>			
League of Minnesota Cities	396	10.0%	40
<b>Total for Entity</b>	<b>\$396</b>		<b>\$40</b>
<b>City of Thief River Falls</b>			
Coalition of Greater Minnesota Cities	14,496	50.8%	7,364
Greater Minnesota Parks and Trails	150	53.4%	80
League of Minnesota Cities	8,725	10.0%	872
Minnesota Environmental Science and Economic Review Board	2,886	9.1%	263
<b>Total for Entity</b>	<b>\$26,257</b>		<b>\$8,579</b>
<b>City of Tintah</b>			
League of Minnesota Cities	396	10.0%	40
<b>Total for Entity</b>	<b>\$396</b>		<b>\$40</b>
<b>City of Tonka Bay</b>			
League of Minnesota Cities	1,734	10.0%	173
<b>Total for Entity</b>	<b>\$1,734</b>		<b>\$173</b>
<b>City of Tower</b>			
League of Minnesota Cities	655	10.0%	66
Range Association of Municipalities and Schools	450	72.0%	324
<b>Total for Entity</b>	<b>\$1,105</b>		<b>\$390</b>
<b>City of Tracy</b>			
League of Minnesota Cities	2,370	10.0%	237
<b>Total for Entity</b>	<b>\$2,370</b>		<b>\$237</b>

**Table 5**  
**2018 Lobbying Expenditures Paid With Association Dues**  
**Listed by Entity**

Name of Entity (County) Association Name	Total Local Government Dues	Proportion of Dues Used for Lobbying	Total Dues Used for Lobbying
<b>City of Trail</b>			
League of Minnesota Cities	396	10.0%	40
<b>Total for Entity</b>	<b>\$396</b>		<b>\$40</b>
<b>City of Trimont</b>			
League of Minnesota Cities	881	10.0%	88
Minnesota Association of Small Cities	449	65.0%	292
Minnesota Environmental Science and Economic Review Board	190	9.1%	17
<b>Total for Entity</b>	<b>\$1,520</b>		<b>\$397</b>
<b>City of Truman</b>			
League of Minnesota Cities	1,247	10.0%	125
<b>Total for Entity</b>	<b>\$1,247</b>		<b>\$125</b>
<b>City of Twin Lakes</b>			
League of Minnesota Cities	396	10.0%	40
<b>Total for Entity</b>	<b>\$396</b>		<b>\$40</b>
<b>City of Twin Valley</b>			
League of Minnesota Cities	991	10.0%	99
Minnesota Association of Small Cities	484	65.0%	315
<b>Total for Entity</b>	<b>\$1,475</b>		<b>\$414</b>
<b>City of Two Harbors</b>			
Coalition of Greater Minnesota Cities	6,460	50.8%	3,282
Greater Minnesota Partnership	500	55.6%	278
League of Minnesota Cities	3,941	10.0%	394
Range Association of Municipalities and Schools	700	72.0%	504
<b>Total for Entity</b>	<b>\$11,601</b>		<b>\$4,458</b>
<b>City of Tyler</b>			
League of Minnesota Cities	1,315	10.0%	132
<b>Total for Entity</b>	<b>\$1,315</b>		<b>\$132</b>
<b>City of Ulen</b>			
League of Minnesota Cities	716	10.0%	72
<b>Total for Entity</b>	<b>\$716</b>		<b>\$72</b>

**Table 5**  
**2018 Lobbying Expenditures Paid With Association Dues**  
**Listed by Entity**

Name of Entity (County) Association Name	Total Local Government Dues	Proportion of Dues Used for Lobbying	Total Dues Used for Lobbying
<b>City of Underwood</b>			
League of Minnesota Cities	504	10.0%	50
Minnesota Association of Small Cities	273	65.0%	177
<b>Total for Entity</b>	<b>\$777</b>		<b>\$227</b>
<b>City of Upsala</b>			
League of Minnesota Cities	588	10.0%	59
Minnesota Association of Small Cities	312	65.0%	203
<b>Total for Entity</b>	<b>\$900</b>		<b>\$262</b>
<b>City of Utica</b>			
League of Minnesota Cities	421	10.0%	42
<b>Total for Entity</b>	<b>\$421</b>		<b>\$42</b>
<b>City of Vadnais Heights</b>			
Association of Metropolitan Municipalities	4,935	31.3%	1,545
League of Minnesota Cities	11,604	10.0%	1,160
<b>Total for Entity</b>	<b>\$16,539</b>		<b>\$2,705</b>
<b>City of Vergas</b>			
League of Minnesota Cities	513	10.0%	51
Minnesota Association of Small Cities	274	65.0%	178
<b>Total for Entity</b>	<b>\$787</b>		<b>\$229</b>
<b>City of Vermillion</b>			
League of Minnesota Cities	586	10.0%	59
<b>Total for Entity</b>	<b>\$586</b>		<b>\$59</b>
<b>City of Verndale</b>			
League of Minnesota Cities	745	10.0%	74
<b>Total for Entity</b>	<b>\$745</b>		<b>\$74</b>
<b>City of Vernon Center</b>			
League of Minnesota Cities	462	10.0%	46
<b>Total for Entity</b>	<b>\$462</b>		<b>\$46</b>

**Table 5**  
**2018 Lobbying Expenditures Paid With Association Dues**  
**Listed by Entity**

Name of Entity (County) Association Name	Total Local Government Dues	Proportion of Dues Used for Lobbying	Total Dues Used for Lobbying
<b>City of Vesta</b>			
League of Minnesota Cities	453	10.0%	45
Minnesota Association of Small Cities	260	65.0%	169
<b>Total for Entity</b>	<b>\$713</b>		<b>\$214</b>
<b>City of Victoria</b>			
Association of Metropolitan Municipalities	3,704	31.3%	1,159
League of Minnesota Cities	8,931	10.0%	893
<b>Total for Entity</b>	<b>\$12,635</b>		<b>\$2,052</b>
<b>City of Viking</b>			
League of Minnesota Cities	792	10.0%	79
<b>Total for Entity</b>	<b>\$792</b>		<b>\$79</b>
<b>City of Villard</b>			
League of Minnesota Cities	396	10.0%	40
<b>Total for Entity</b>	<b>\$396</b>		<b>\$40</b>
<b>City of Vining</b>			
League of Minnesota Cities	396	10.0%	40
<b>Total for Entity</b>	<b>\$396</b>		<b>\$40</b>
<b>City of Virginia</b>			
Coalition of Greater Minnesota Cities	14,013	50.8%	7,119
Greater Minnesota Parks and Trails	150	53.4%	80
League of Minnesota Cities	8,370	10.0%	837
Range Association of Municipalities and Schools	950	72.0%	684
<b>Total for Entity</b>	<b>\$23,483</b>		<b>\$8,720</b>
<b>City of Wabasha</b>			
League of Minnesota Cities	2,738	10.0%	274
<b>Total for Entity</b>	<b>\$2,738</b>		<b>\$274</b>
<b>City of Wabasso</b>			
League of Minnesota Cities	862	10.0%	86
Minnesota Association of Small Cities	432	65.0%	281
<b>Total for Entity</b>	<b>\$1,294</b>		<b>\$367</b>

**Table 5**  
**2018 Lobbying Expenditures Paid With Association Dues**  
**Listed by Entity**

Name of Entity (County) Association Name	Total Local Government Dues	Proportion of Dues Used for Lobbying	Total Dues Used for Lobbying
<b>City of Waconia</b>			
Association of Metropolitan Municipalities	4,704	31.3%	1,472
League of Minnesota Cities	11,553	10.0%	1,155
<b>Total for Entity</b>	<b>\$16,257</b>		<b>\$2,627</b>
<b>City of Wadena</b>			
Coalition of Greater Minnesota Cities	7,124	50.8%	3,619
League of Minnesota Cities	4,489	10.0%	449
<b>Total for Entity</b>	<b>\$11,613</b>		<b>\$4,068</b>
<b>City of Wahkon</b>			
League of Minnesota Cities	396	10.0%	40
Minnesota Association of Small Cities	213	65.0%	138
<b>Total for Entity</b>	<b>\$609</b>		<b>\$178</b>
<b>City of Waite Park</b>			
Coalition of Greater Minnesota Cities	6,178	50.8%	3,138
League of Minnesota Cities	7,647	10.0%	765
<b>Total for Entity</b>	<b>\$13,825</b>		<b>\$3,903</b>
<b>City of Waldorf</b>			
League of Minnesota Cities	396	10.0%	40
<b>Total for Entity</b>	<b>\$396</b>		<b>\$40</b>
<b>City of Walker</b>			
League of Minnesota Cities	1,122	10.0%	112
Minnesota Association of Small Cities	542	65.0%	352
<b>Total for Entity</b>	<b>\$1,664</b>		<b>\$464</b>
<b>City of Walnut Grove</b>			
League of Minnesota Cities	1,005	10.0%	100
<b>Total for Entity</b>	<b>\$1,005</b>		<b>\$100</b>
<b>City of Walters</b>			
League of Minnesota Cities	396	10.0%	40
Minnesota Association of Small Cities	151	65.0%	98
<b>Total for Entity</b>	<b>\$547</b>		<b>\$138</b>

**Table 5**  
**2018 Lobbying Expenditures Paid With Association Dues**  
**Listed by Entity**

Name of Entity (County) Association Name	Total Local Government Dues	Proportion of Dues Used for Lobbying	Total Dues Used for Lobbying
<b>City of Waltham</b>			
League of Minnesota Cities	396	10.0%	40
<b>Total for Entity</b>	<b>\$396</b>		<b>\$40</b>
<b>City of Wanamingo</b>			
League of Minnesota Cities	1,278	10.0%	128
<b>Total for Entity</b>	<b>\$1,278</b>		<b>\$128</b>
<b>City of Wanda</b>			
League of Minnesota Cities	396	10.0%	40
Minnesota Association of Small Cities	157	65.0%	102
<b>Total for Entity</b>	<b>\$553</b>		<b>\$142</b>
<b>City of Warba</b>			
League of Minnesota Cities	396	10.0%	40
<b>Total for Entity</b>	<b>\$396</b>		<b>\$40</b>
<b>City of Warren</b>			
Coalition of Greater Minnesota Cities	3,667	50.8%	1,863
Greater Minnesota Partnership	500	55.6%	278
League of Minnesota Cities	1,797	10.0%	180
Minnesota Association of Small Cities	851	65.0%	553
<b>Total for Entity</b>	<b>\$6,815</b>		<b>\$2,874</b>
<b>City of Warroad</b>			
Coalition of Greater Minnesota Cities	3,941	50.8%	2,002
League of Minnesota Cities	2,011	10.0%	201
Minnesota Environmental Science and Economic Review Board	570	9.1%	52
<b>Total for Entity</b>	<b>\$6,522</b>		<b>\$2,255</b>
<b>City of Waseca</b>			
Coalition of Greater Minnesota Cities	14,905	50.8%	7,572
Greater Minnesota Partnership	1,000	55.6%	556
Highway 14 Partnership	2,500	85.2%	2,130
Minnesota Environmental Science and Economic Review Board	2,814	9.1%	256
<b>Total for Entity</b>	<b>\$21,219</b>		<b>\$10,514</b>

**Table 5**  
**2018 Lobbying Expenditures Paid With Association Dues**  
**Listed by Entity**

Name of Entity (County) Association Name	Total Local Government Dues	Proportion of Dues Used for Lobbying	Total Dues Used for Lobbying
<b>City of Watertown</b>			
Association of Metropolitan Municipalities	1,977	31.3%	619
League of Minnesota Cities	4,792	10.0%	479
<b>Total for Entity</b>	<b>\$6,769</b>		<b>\$1,098</b>
<b>City of Waterville</b>			
Coalition of Greater Minnesota Cities	981	50.8%	498
League of Minnesota Cities	2,105	10.0%	210
Minnesota Association of Small Cities	996	65.0%	647
<b>Total for Entity</b>	<b>\$4,082</b>		<b>\$1,355</b>
<b>City of Watkins</b>			
League of Minnesota Cities	1,143	10.0%	114
Minnesota Association of Small Cities	548	65.0%	356
<b>Total for Entity</b>	<b>\$1,691</b>		<b>\$470</b>
<b>City of Watson</b>			
League of Minnesota Cities	396	10.0%	40
Minnesota Association of Small Cities	210	65.0%	136
<b>Total for Entity</b>	<b>\$606</b>		<b>\$176</b>
<b>City of Waubun</b>			
League of Minnesota Cities	568	10.0%	57
Minnesota Association of Small Cities	301	65.0%	196
<b>Total for Entity</b>	<b>\$869</b>		<b>\$253</b>
<b>City of Waverly</b>			
League of Minnesota Cities	1,657	10.0%	166
Minnesota Association of Small Cities	743	65.0%	483
<b>Total for Entity</b>	<b>\$2,400</b>		<b>\$649</b>
<b>City of Wayzata</b>			
Association of Metropolitan Municipalities	2,116	31.3%	662
League of Minnesota Cities	5,161	10.0%	516
<b>Total for Entity</b>	<b>\$7,277</b>		<b>\$1,178</b>

**Table 5**  
**2018 Lobbying Expenditures Paid With Association Dues**  
**Listed by Entity**

Name of Entity (County) Association Name	Total Local Government Dues	Proportion of Dues Used for Lobbying	Total Dues Used for Lobbying
<b>City of Welcome</b>			
League of Minnesota Cities	817	10.0%	82
Minnesota Association of Small Cities	422	65.0%	274
<b>Total for Entity</b>	<b>\$1,239</b>		<b>\$356</b>
<b>City of Wells</b>			
Coalition of Greater Minnesota Cities	3,333	50.8%	1,693
League of Minnesota Cities	2,489	10.0%	249
<b>Total for Entity</b>	<b>\$5,822</b>		<b>\$1,942</b>
<b>City of Wendell</b>			
League of Minnesota Cities	396	10.0%	40
Minnesota Association of Small Cities	195	65.0%	127
<b>Total for Entity</b>	<b>\$591</b>		<b>\$167</b>
<b>City of West Concord</b>			
League of Minnesota Cities	954	10.0%	95
<b>Total for Entity</b>	<b>\$954</b>		<b>\$95</b>
<b>City of West Saint Paul</b>			
Association of Metropolitan Municipalities	7,332	31.3%	2,295
League of Minnesota Cities	17,389	10.0%	1,739
<b>Total for Entity</b>	<b>\$24,721</b>		<b>\$4,034</b>
<b>City of West Union</b>			
League of Minnesota Cities	792	10.0%	79
<b>Total for Entity</b>	<b>\$792</b>		<b>\$79</b>
<b>City of Westbrook</b>			
League of Minnesota Cities	884	10.0%	88
Minnesota Association of Small Cities	449	65.0%	292
<b>Total for Entity</b>	<b>\$1,333</b>		<b>\$380</b>
<b>City of Westport</b>			
League of Minnesota Cities	396	10.0%	40
<b>Total for Entity</b>	<b>\$396</b>		<b>\$40</b>



**Table 5**  
**2018 Lobbying Expenditures Paid With Association Dues**  
**Listed by Entity**

Name of Entity (County) Association Name	Total Local Government Dues	Proportion of Dues Used for Lobbying	Total Dues Used for Lobbying
<b>City of Whalan</b>			
League of Minnesota Cities	396	10.0%	40
<b>Total for Entity</b>	<b>\$396</b>		<b>\$40</b>
<b>City of Wheaton</b>			
Coalition of Greater Minnesota Cities	3,389	50.8%	1,722
League of Minnesota Cities	3,151	10.0%	315
<b>Total for Entity</b>	<b>\$6,540</b>		<b>\$2,037</b>
<b>City of White Bear Lake</b>			
Association of Metropolitan Municipalities	8,205	31.3%	2,568
League of Minnesota Cities	19,345	10.0%	1,934
<b>Total for Entity</b>	<b>\$27,550</b>		<b>\$4,502</b>
<b>City of Wilder</b>			
League of Minnesota Cities	396	10.0%	40
Minnesota Association of Small Cities	148	65.0%	96
<b>Total for Entity</b>	<b>\$544</b>		<b>\$136</b>
<b>City of Willernie</b>			
League of Minnesota Cities	697	10.0%	70
<b>Total for Entity</b>	<b>\$697</b>		<b>\$70</b>
<b>City of Williams</b>			
League of Minnesota Cities	396	10.0%	40
<b>Total for Entity</b>	<b>\$396</b>		<b>\$40</b>
<b>City of Willmar</b>			
Coalition of Greater Minnesota Cities	39,615	50.8%	20,124
Greater Minnesota Parks and Trails	225	53.4%	120
League of Minnesota Cities	16,914	10.0%	1,691
Minnesota Environmental Science and Economic Review Board	5,709	9.1%	520
<b>Total for Entity</b>	<b>\$62,463</b>		<b>\$22,455</b>
<b>City of Willow River</b>			
League of Minnesota Cities	554	10.0%	55
<b>Total for Entity</b>	<b>\$554</b>		<b>\$55</b>

**Table 5**  
**2018 Lobbying Expenditures Paid With Association Dues**  
**Listed by Entity**

Name of Entity (County) Association Name	Total Local Government Dues	Proportion of Dues Used for Lobbying	Total Dues Used for Lobbying
<b>City of Wilmont</b>			
League of Minnesota Cities	497	10.0%	50
<b>Total for Entity</b>	<b>\$497</b>		<b>\$50</b>
<b>City of Wilton</b>			
League of Minnesota Cities	396	10.0%	40
<b>Total for Entity</b>	<b>\$396</b>		<b>\$40</b>
<b>City of Windom</b>			
Coalition of Greater Minnesota Cities	7,700	50.8%	3,912
Greater Minnesota Partnership	500	55.6%	278
Minnesota Environmental Science and Economic Review Board	1,814	9.1%	165
<b>Total for Entity</b>	<b>\$10,014</b>		<b>\$4,355</b>
<b>City of Winger</b>			
League of Minnesota Cities	396	10.0%	40
Minnesota Association of Small Cities	220	65.0%	143
<b>Total for Entity</b>	<b>\$616</b>		<b>\$183</b>
<b>City of Winnebago</b>			
Coalition of Greater Minnesota Cities	812	50.8%	412
League of Minnesota Cities	1,535	10.0%	154
<b>Total for Entity</b>	<b>\$2,347</b>		<b>\$566</b>
<b>City of Winona</b>			
Coalition of Greater Minnesota Cities	59,500	50.8%	30,226
Greater Minnesota Parks and Trails	300	53.4%	160
Greater Minnesota Partnership	1,000	55.6%	556
League of Minnesota Cities	20,122	10.0%	2,012
Minnesota Environmental Science and Economic Review Board	7,636	9.1%	695
<b>Total for Entity</b>	<b>\$88,558</b>		<b>\$33,649</b>
<b>City of Winsted</b>			
League of Minnesota Cities	2,540	10.0%	254
<b>Total for Entity</b>	<b>\$2,540</b>		<b>\$254</b>

**Table 5**  
**2018 Lobbying Expenditures Paid With Association Dues**  
**Listed by Entity**

Name of Entity (County) Association Name	Total Local Government Dues	Proportion of Dues Used for Lobbying	Total Dues Used for Lobbying
<b>City of Winthrop</b>			
League of Minnesota Cities	1,604	10.0%	160
Minnesota Association of Small Cities	781	65.0%	508
<b>Total for Entity</b>	<b>\$2,385</b>		<b>\$668</b>
<b>City of Winton</b>			
League of Minnesota Cities	396	10.0%	40
<b>Total for Entity</b>	<b>\$396</b>		<b>\$40</b>
<b>City of Wolf Lake</b>			
League of Minnesota Cities	396	10.0%	40
<b>Total for Entity</b>	<b>\$396</b>		<b>\$40</b>
<b>City of Wolverton</b>			
League of Minnesota Cities	396	10.0%	40
Minnesota Association of Small Cities	185	65.0%	120
<b>Total for Entity</b>	<b>\$581</b>		<b>\$160</b>
<b>City of Wood Lake</b>			
League of Minnesota Cities	578	10.0%	58
Minnesota Association of Small Cities	312	65.0%	203
<b>Total for Entity</b>	<b>\$890</b>		<b>\$261</b>
<b>City of Woodbury</b>			
Association of Metropolitan Municipalities	13,922	31.3%	4,358
League of Minnesota Cities	32,606	10.0%	3,261
Municipal Legislative Commission	10,500	86.2%	9,051
<b>Total for Entity</b>	<b>\$57,028</b>		<b>\$16,670</b>
<b>City of Woodland</b>			
League of Minnesota Cities	621	10.0%	62
<b>Total for Entity</b>	<b>\$621</b>		<b>\$62</b>
<b>City of Woodstock</b>			
League of Minnesota Cities	396	10.0%	40
<b>Total for Entity</b>	<b>\$396</b>		<b>\$40</b>

**Table 5**  
**2018 Lobbying Expenditures Paid With Association Dues**  
**Listed by Entity**

Name of Entity (County) Association Name	Total Local Government Dues	Proportion of Dues Used for Lobbying	Total Dues Used for Lobbying
<b>City of Worthington</b>			
Coalition of Greater Minnesota Cities	25,516	50.8%	12,962
Greater Minnesota Partnership	1,500	55.6%	834
League of Minnesota Cities	12,132	10.0%	1,213
Minnesota Environmental Science and Economic Review Board	3,625	9.1%	330
<b>Total for Entity</b>	<b>\$42,773</b>		<b>\$15,339</b>
<b>City of Wrenshall</b>			
League of Minnesota Cities	572	10.0%	57
<b>Total for Entity</b>	<b>\$572</b>		<b>\$57</b>
<b>City of Wright</b>			
League of Minnesota Cities	396	10.0%	40
<b>Total for Entity</b>	<b>\$396</b>		<b>\$40</b>
<b>City of Wykoff</b>			
League of Minnesota Cities	604	10.0%	60
Minnesota Association of Small Cities	319	65.0%	207
<b>Total for Entity</b>	<b>\$923</b>		<b>\$267</b>
<b>City of Wyoming</b>			
League of Minnesota Cities	7,891	10.0%	789
<b>Total for Entity</b>	<b>\$7,891</b>		<b>\$789</b>
<b>City of Zemple</b>			
League of Minnesota Cities	396	10.0%	40
<b>Total for Entity</b>	<b>\$396</b>		<b>\$40</b>
<b>City of Zimmerman</b>			
League of Minnesota Cities	5,875	10.0%	588
<b>Total for Entity</b>	<b>\$5,875</b>		<b>\$588</b>
<b>City of Zumbro Falls</b>			
League of Minnesota Cities	396	10.0%	40
<b>Total for Entity</b>	<b>\$396</b>		<b>\$40</b>

**Table 5**  
**2018 Lobbying Expenditures Paid With Association Dues**  
**Listed by Entity**

Name of Entity (County) Association Name	Total Local Government Dues	Proportion of Dues Used for Lobbying	Total Dues Used for Lobbying
<b>City of Zumbrota</b>			
Greater Minnesota Parks and Trails	150	53.4%	80
League of Minnesota Cities	3,720	10.0%	372
<b>Total for Entity</b>	<b>\$3,870</b>		<b>\$452</b>
<b>Claremont Township (Dodge)</b>			
Minnesota Association of Townships	484	5.5%	27
<b>Total for Entity</b>	<b>\$484</b>		<b>\$27</b>
<b>Clark Township (Aitkin)</b>			
Minnesota Association of Townships	316	5.5%	17
<b>Total for Entity</b>	<b>\$316</b>		<b>\$17</b>
<b>Clark Township (Faribault)</b>			
Minnesota Association of Townships	423	5.5%	23
<b>Total for Entity</b>	<b>\$423</b>		<b>\$23</b>
<b>Clay County</b>			
Association of Minnesota Counties	20,431	13.0%	2,656
Greater Minnesota Parks and Trails	800	53.4%	427
Minnesota Rural Counties Caucus	2,900	50.0%	1,450
<b>Total for Entity</b>	<b>\$24,131</b>		<b>\$4,533</b>
<b>Clay Soil and Water Conservation District</b>			
Minnesota Association of Soil and Water Conservation Districts	4,487	4.5%	202
<b>Total for Entity</b>	<b>\$4,487</b>		<b>\$202</b>
<b>Clay Township (Hubbard)</b>			
Minnesota Association of Townships	293	5.5%	16
<b>Total for Entity</b>	<b>\$293</b>		<b>\$16</b>
<b>Clayton Township (Mower)</b>			
Minnesota Association of Townships	316	5.5%	17
<b>Total for Entity</b>	<b>\$316</b>		<b>\$17</b>
<b>Clear Lake Township (Sherburne)</b>			
Minnesota Association of Townships	929	5.5%	51
<b>Total for Entity</b>	<b>\$929</b>		<b>\$51</b>

**Table 5**  
**2018 Lobbying Expenditures Paid With Association Dues**  
**Listed by Entity**

Name of Entity (County) Association Name	Total Local Government Dues	Proportion of Dues Used for Lobbying	Total Dues Used for Lobbying
<b>Clearwater County</b>			
Association of Minnesota Counties	5,813	13.0%	756
Greater Minnesota Parks and Trails	150	53.4%	80
<b>Total for Entity</b>	<b>\$5,963</b>		<b>\$836</b>
<b>Clearwater River Watershed District</b>			
League of Minnesota Cities	1,878	10.0%	188
Minnesota Association of Watershed Districts	3,268	37.7%	1,232
<b>Total for Entity</b>	<b>\$5,146</b>		<b>\$1,420</b>
<b>Clearwater Soil and Water Conservation District</b>			
Minnesota Association of Soil and Water Conservation Districts	2,486	4.5%	112
<b>Total for Entity</b>	<b>\$2,486</b>		<b>\$112</b>
<b>Clearwater Township (Wright)</b>			
Minnesota Association of Townships	858	5.5%	47
<b>Total for Entity</b>	<b>\$858</b>		<b>\$47</b>
<b>Cleveland Township (Le Sueur)</b>			
Minnesota Association of Townships	553	5.5%	30
<b>Total for Entity</b>	<b>\$553</b>		<b>\$30</b>
<b>Clifton Township (Lyon)</b>			
Minnesota Association of Townships	347	5.5%	19
<b>Total for Entity</b>	<b>\$347</b>		<b>\$19</b>
<b>Clifton Township (Traverse)</b>			
Minnesota Association of Townships	290	5.5%	16
<b>Total for Entity</b>	<b>\$290</b>		<b>\$16</b>
<b>Clinton Falls Township (Steele)</b>			
Minnesota Association of Townships	448	5.5%	25
<b>Total for Entity</b>	<b>\$448</b>		<b>\$25</b>
<b>Clinton Township (Rock)</b>			
Minnesota Association of Townships	427	5.5%	23
<b>Total for Entity</b>	<b>\$427</b>		<b>\$23</b>

**Table 5**  
**2018 Lobbying Expenditures Paid With Association Dues**  
**Listed by Entity**

Name of Entity (County) Association Name	Total Local Government Dues	Proportion of Dues Used for Lobbying	Total Dues Used for Lobbying
<b>Clinton Township (Saint Louis)</b>			
Minnesota Association of Townships	658	5.5%	36
Range Association of Municipalities and Schools	300	72.0%	216
<b>Total for Entity</b>	<b>\$958</b>		<b>\$252</b>
<b>Clitherall Township (Otter Tail)</b>			
Minnesota Association of Townships	490	5.5%	27
<b>Total for Entity</b>	<b>\$490</b>		<b>\$27</b>
<b>Clontarf Township (Swift)</b>			
Minnesota Association of Townships	295	5.5%	16
<b>Total for Entity</b>	<b>\$295</b>		<b>\$16</b>
<b>Clover Leaf Township (Pennington)</b>			
Minnesota Association of Townships	300	5.5%	16
<b>Total for Entity</b>	<b>\$300</b>		<b>\$16</b>
<b>Clover Township (Clearwater)</b>			
Minnesota Association of Townships	309	5.5%	17
<b>Total for Entity</b>	<b>\$309</b>		<b>\$17</b>
<b>Clover Township (Hubbard)</b>			
Minnesota Association of Townships	324	5.5%	18
<b>Total for Entity</b>	<b>\$324</b>		<b>\$18</b>
<b>Clover Township (Mahnomon)</b>			
Minnesota Association of Townships	311	5.5%	17
<b>Total for Entity</b>	<b>\$311</b>		<b>\$17</b>
<b>Clover Township (Pine)</b>			
Minnesota Association of Townships	471	5.5%	26
<b>Total for Entity</b>	<b>\$471</b>		<b>\$26</b>
<b>Clow Township (Kittson)</b>			
Minnesota Association of Townships	284	5.5%	16
<b>Total for Entity</b>	<b>\$284</b>		<b>\$16</b>
<b>Cokato Township (Wright)</b>			
Minnesota Association of Townships	844	5.5%	46
<b>Total for Entity</b>	<b>\$844</b>		<b>\$46</b>

**Table 5**  
**2018 Lobbying Expenditures Paid With Association Dues**  
**Listed by Entity**

Name of Entity (County) Association Name	Total Local Government Dues	Proportion of Dues Used for Lobbying	Total Dues Used for Lobbying
<b>Colfax Township (Kandiyohi)</b>			
Minnesota Association of Townships	521	5.5%	29
<b>Total for Entity</b>	<b>\$521</b>		<b>\$29</b>
<b>Collegeville Township (Stearns)</b>			
Minnesota Association of Townships	1,499	5.5%	82
<b>Total for Entity</b>	<b>\$1,499</b>		<b>\$82</b>
<b>Collins Township (McLeod)</b>			
Minnesota Association of Townships	480	5.5%	26
<b>Total for Entity</b>	<b>\$480</b>		<b>\$26</b>
<b>Collinwood Township (Meeker)</b>			
Minnesota Association of Townships	772	5.5%	42
<b>Total for Entity</b>	<b>\$772</b>		<b>\$42</b>
<b>Columbia Township (Polk)</b>			
Minnesota Association of Townships	487	5.5%	27
<b>Total for Entity</b>	<b>\$487</b>		<b>\$27</b>
<b>Colvin Township (Saint Louis)</b>			
Minnesota Association of Townships	437	5.5%	24
<b>Total for Entity</b>	<b>\$437</b>		<b>\$24</b>
<b>Comfort Lake Forest Lake Watershed District</b>			
League of Minnesota Cities	1,878	10.0%	188
Minnesota Association of Watershed Districts	4,194	37.7%	1,581
<b>Total for Entity</b>	<b>\$6,072</b>		<b>\$1,769</b>
<b>Comfort Township (Kanabec)</b>			
Minnesota Association of Townships	743	5.5%	41
<b>Total for Entity</b>	<b>\$743</b>		<b>\$41</b>
<b>Como Township (Marshall)</b>			
Minnesota Association of Townships	282	5.5%	16
<b>Total for Entity</b>	<b>\$282</b>		<b>\$16</b>
<b>Compton Township (Otter Tail)</b>			
Minnesota Association of Townships	600	5.5%	33
<b>Total for Entity</b>	<b>\$600</b>		<b>\$33</b>



**Table 5**  
**2018 Lobbying Expenditures Paid With Association Dues**  
**Listed by Entity**

Name of Entity (County) Association Name	Total Local Government Dues	Proportion of Dues Used for Lobbying	Total Dues Used for Lobbying
<b>Comstock Township (Marshall)</b>			
Minnesota Association of Townships	303	5.5%	17
<b>Total for Entity</b>	<b>\$303</b>		<b>\$17</b>
<b>Concord Township (Dodge)</b>			
Minnesota Association of Townships	524	5.5%	29
<b>Total for Entity</b>	<b>\$524</b>		<b>\$29</b>
<b>Connelly Township (Wilkin)</b>			
Minnesota Association of Townships	307	5.5%	17
<b>Total for Entity</b>	<b>\$307</b>		<b>\$17</b>
<b>Cook County</b>			
Arrowhead Counties Association	2,750	60.0%	1,650
Association of Minnesota Counties	5,311	13.0%	690
Greater Minnesota Parks and Trails	150	53.4%	80
<b>Total for Entity</b>	<b>\$8,211</b>		<b>\$2,420</b>
<b>Cook County Soil and Water Conservation District</b>			
Minnesota Association of Soil and Water Conservation Districts	2,417	4.5%	109
<b>Total for Entity</b>	<b>\$2,417</b>		<b>\$109</b>
<b>Coon Creek Township (Lyon)</b>			
Minnesota Association of Townships	346	5.5%	19
<b>Total for Entity</b>	<b>\$346</b>		<b>\$19</b>
<b>Coon Creek Watershed District</b>			
League of Minnesota Cities	1,878	10.0%	188
Minnesota Association of Watershed Districts	7,500	37.7%	2,828
<b>Total for Entity</b>	<b>\$9,378</b>		<b>\$3,016</b>
<b>Copley Township (Clearwater)</b>			
Minnesota Association of Townships	616	5.5%	34
<b>Total for Entity</b>	<b>\$616</b>		<b>\$34</b>
<b>Cordova Township (Le Sueur)</b>			
Minnesota Association of Townships	483	5.5%	27
<b>Total for Entity</b>	<b>\$483</b>		<b>\$27</b>

**Table 5**  
**2018 Lobbying Expenditures Paid With Association Dues**  
**Listed by Entity**

Name of Entity (County) Association Name	Total Local Government Dues	Proportion of Dues Used for Lobbying	Total Dues Used for Lobbying
<b>Corinna Township (Wright)</b>			
Minnesota Association of Townships	1,187	5.5%	65
<b>Total for Entity</b>	<b>\$1,187</b>		<b>\$65</b>
<b>Corliss Township (Otter Tail)</b>			
Minnesota Association of Townships	505	5.5%	28
<b>Total for Entity</b>	<b>\$505</b>		<b>\$28</b>
<b>Cormant Township (Beltrami)</b>			
Minnesota Association of Townships	320	5.5%	18
<b>Total for Entity</b>	<b>\$320</b>		<b>\$18</b>
<b>Cormorant Lakes Watershed District</b>			
Minnesota Association of Watershed Districts	1,202	37.7%	453
<b>Total for Entity</b>	<b>\$1,202</b>		<b>\$453</b>
<b>Cormorant Township (Becker)</b>			
Minnesota Association of Townships	755	5.5%	42
<b>Total for Entity</b>	<b>\$755</b>		<b>\$42</b>
<b>Cornish Township (Aitkin)</b>			
Minnesota Association of Townships	280	5.5%	15
<b>Total for Entity</b>	<b>\$280</b>		<b>\$15</b>
<b>Cornish Township (Sibley)</b>			
Minnesota Association of Townships	339	5.5%	19
<b>Total for Entity</b>	<b>\$339</b>		<b>\$19</b>
<b>Cosmos Township (Meeker)</b>			
Minnesota Association of Townships	341	5.5%	19
<b>Total for Entity</b>	<b>\$341</b>		<b>\$19</b>
<b>Cotton Township (Saint Louis)</b>			
Minnesota Association of Townships	485	5.5%	27
<b>Total for Entity</b>	<b>\$485</b>		<b>\$27</b>
<b>Cottonwood County</b>			
Association of Minnesota Counties	8,682	13.0%	1,129
Minnesota Rural Counties Caucus	2,300	50.0%	1,150
<b>Total for Entity</b>	<b>\$10,982</b>		<b>\$2,279</b>

**Table 5**  
**2018 Lobbying Expenditures Paid With Association Dues**  
**Listed by Entity**

Name of Entity (County) Association Name	Total Local Government Dues	Proportion of Dues Used for Lobbying	Total Dues Used for Lobbying
<b>Cottonwood Soil and Water Conservation District</b>			
Minnesota Association of Soil and Water Conservation Districts	2,879	4.5%	130
<b>Total for Entity</b>	<b>\$2,879</b>		<b>\$130</b>
<b>Cottonwood Township (Brown)</b>			
Minnesota Association of Townships	598	5.5%	33
<b>Total for Entity</b>	<b>\$598</b>		<b>\$33</b>
<b>Courtland Township (Nicollet)</b>			
Highway 14 Partnership	200	85.2%	170
Minnesota Association of Townships	531	5.5%	29
<b>Total for Entity</b>	<b>\$731</b>		<b>\$199</b>
<b>Crane Lake Township (Saint Louis)</b>			
Minnesota Association of Townships	293	5.5%	16
<b>Total for Entity</b>	<b>\$293</b>		<b>\$16</b>
<b>Crane Lake Water and Sanitary District</b>			
League of Minnesota Cities	1,878	10.0%	188
<b>Total for Entity</b>	<b>\$1,878</b>		<b>\$188</b>
<b>Crate Township (Chippewa)</b>			
Minnesota Association of Townships	331	5.5%	18
<b>Total for Entity</b>	<b>\$331</b>		<b>\$18</b>
<b>Credit River Township (Scott)</b>			
Minnesota Association of Townships	2,174	5.5%	120
<b>Total for Entity</b>	<b>\$2,174</b>		<b>\$120</b>
<b>Croke Township (Traverse)</b>			
Minnesota Association of Townships	290	5.5%	16
<b>Total for Entity</b>	<b>\$290</b>		<b>\$16</b>
<b>Cromwell Township (Clay)</b>			
Minnesota Association of Townships	455	5.5%	25
<b>Total for Entity</b>	<b>\$455</b>		<b>\$25</b>
<b>Crooked Creek Township (Houston)</b>			
Minnesota Association of Townships	428	5.5%	24
<b>Total for Entity</b>	<b>\$428</b>		<b>\$24</b>

**Table 5**  
**2018 Lobbying Expenditures Paid With Association Dues**  
**Listed by Entity**

Name of Entity (County) Association Name	Total Local Government Dues	Proportion of Dues Used for Lobbying	Total Dues Used for Lobbying
<b>Crooked Creek Watershed District</b>			
Minnesota Association of Watershed Districts	729	37.7%	275
<b>Total for Entity</b>	<b>\$729</b>		<b>\$275</b>
<b>Crooked Lake Township (Cass)</b>			
Minnesota Association of Townships	514	5.5%	28
<b>Total for Entity</b>	<b>\$514</b>		<b>\$28</b>
<b>Crooks Township (Renville)</b>			
Minnesota Association of Townships	325	5.5%	18
<b>Total for Entity</b>	<b>\$325</b>		<b>\$18</b>
<b>Crookston Township (Polk)</b>			
Minnesota Association of Townships	474	5.5%	26
<b>Total for Entity</b>	<b>\$474</b>		<b>\$26</b>
<b>Crosby Township (Pine)</b>			
Minnesota Association of Townships	296	5.5%	16
<b>Total for Entity</b>	<b>\$296</b>		<b>\$16</b>
<b>Crow Lake Township (Stearns)</b>			
Minnesota Association of Townships	442	5.5%	24
<b>Total for Entity</b>	<b>\$442</b>		<b>\$24</b>
<b>Crow River Township (Stearns)</b>			
Minnesota Association of Townships	442	5.5%	24
<b>Total for Entity</b>	<b>\$442</b>		<b>\$24</b>
<b>Crow Wing County</b>			
Association of Minnesota Counties	21,799	13.0%	2,834
Greater Minnesota Parks and Trails	400	53.4%	214
Minnesota Inter-County Association	16,285	23.6%	3,843
<b>Total for Entity</b>	<b>\$38,484</b>		<b>\$6,891</b>
<b>Crow Wing Lake Township (Hubbard)</b>			
Minnesota Association of Townships	447	5.5%	25
<b>Total for Entity</b>	<b>\$447</b>		<b>\$25</b>

**Table 5**  
**2018 Lobbying Expenditures Paid With Association Dues**  
**Listed by Entity**

Name of Entity (County) Association Name	Total Local Government Dues	Proportion of Dues Used for Lobbying	Total Dues Used for Lobbying
<b>Crow Wing Soil and Water Conservation District</b>			
Minnesota Association of Soil and Water Conservation Districts	4,674	4.5%	210
<b>Total for Entity</b>	<b>\$4,674</b>		<b>\$210</b>
<b>Crow Wing Township (Crow Wing)</b>			
Minnesota Association of Townships	1,064	5.5%	59
<b>Total for Entity</b>	<b>\$1,064</b>		<b>\$59</b>
<b>Crystal Bay Township (Lake)</b>			
Minnesota Association of Townships	486	5.5%	27
<b>Total for Entity</b>	<b>\$486</b>		<b>\$27</b>
<b>Cuba Township (Becker)</b>			
Minnesota Association of Townships	435	5.5%	24
<b>Total for Entity</b>	<b>\$435</b>		<b>\$24</b>
<b>Culdrum Township (Morrison)</b>			
Minnesota Association of Townships	489	5.5%	27
<b>Total for Entity</b>	<b>\$489</b>		<b>\$27</b>
<b>Culver Township (Saint Louis)</b>			
Minnesota Association of Townships	432	5.5%	24
<b>Total for Entity</b>	<b>\$432</b>		<b>\$24</b>
<b>Cushing Township (Morrison)</b>			
Minnesota Association of Townships	563	5.5%	31
<b>Total for Entity</b>	<b>\$563</b>		<b>\$31</b>
<b>Custer Township (Lyon)</b>			
Minnesota Association of Townships	331	5.5%	18
<b>Total for Entity</b>	<b>\$331</b>		<b>\$18</b>
<b>Daggett Brook Township (Crow Wing)</b>			
Minnesota Association of Townships	518	5.5%	28
<b>Total for Entity</b>	<b>\$518</b>		<b>\$28</b>
<b>Dahlgren Township (Carver)</b>			
Minnesota Association of Townships	833	5.5%	46
<b>Total for Entity</b>	<b>\$833</b>		<b>\$46</b>

**Table 5**  
**2018 Lobbying Expenditures Paid With Association Dues**  
**Listed by Entity**

Name of Entity (County) Association Name	Total Local Government Dues	Proportion of Dues Used for Lobbying	Total Dues Used for Lobbying
<b>Dailey Township (Mille Lacs)</b>			
Minnesota Association of Townships	346	5.5%	19
<b>Total for Entity</b>	<b>\$346</b>		<b>\$19</b>
<b>Dakota County</b>			
Association of Minnesota Counties	53,890	13.0%	7,006
Minnesota Inter-County Association	106,468	23.6%	25,126
<b>Total for Entity</b>	<b>\$160,358</b>		<b>\$32,132</b>
<b>Dakota County Soil and Water Conservation District</b>			
Minnesota Association of Soil and Water Conservation Districts	4,690	4.5%	211
<b>Total for Entity</b>	<b>\$4,690</b>		<b>\$211</b>
<b>Dalbo Township (Isanti)</b>			
Minnesota Association of Townships	585	5.5%	32
<b>Total for Entity</b>	<b>\$585</b>		<b>\$32</b>
<b>Dale Township (Cottonwood)</b>			
Minnesota Association of Townships	314	5.5%	17
<b>Total for Entity</b>	<b>\$314</b>		<b>\$17</b>
<b>Dane Prairie Township (Otter Tail)</b>			
Minnesota Association of Townships	629	5.5%	35
<b>Total for Entity</b>	<b>\$629</b>		<b>\$35</b>
<b>Danforth Township (Pine)</b>			
Minnesota Association of Townships	294	5.5%	16
<b>Total for Entity</b>	<b>\$294</b>		<b>\$16</b>
<b>Danielson Township (Meeker)</b>			
Minnesota Association of Townships	430	5.5%	24
<b>Total for Entity</b>	<b>\$430</b>		<b>\$24</b>
<b>Danville Township (Blue Earth)</b>			
Minnesota Association of Townships	342	5.5%	19
<b>Total for Entity</b>	<b>\$342</b>		<b>\$19</b>
<b>Darling Township (Morrison)</b>			
Minnesota Association of Townships	501	5.5%	28
<b>Total for Entity</b>	<b>\$501</b>		<b>\$28</b>

**Table 5**  
**2018 Lobbying Expenditures Paid With Association Dues**  
**Listed by Entity**

Name of Entity (County) Association Name	Total Local Government Dues	Proportion of Dues Used for Lobbying	Total Dues Used for Lobbying
<b>Darnen Township (Stevens)</b>			
Minnesota Association of Townships	432	5.5%	24
<b>Total for Entity</b>	<b>\$432</b>		<b>\$24</b>
<b>Darwin Township (Meeker)</b>			
Minnesota Association of Townships	558	5.5%	31
<b>Total for Entity</b>	<b>\$558</b>		<b>\$31</b>
<b>Dassel Township (Meeker)</b>			
Minnesota Association of Townships	886	5.5%	49
<b>Total for Entity</b>	<b>\$886</b>		<b>\$49</b>
<b>Davis Township (Kittson)</b>			
Minnesota Association of Townships	278	5.5%	15
<b>Total for Entity</b>	<b>\$278</b>		<b>\$15</b>
<b>Dawson (Johnson Memorial) Area Hospital District</b>			
League of Minnesota Cities	1,878	10.0%	188
<b>Total for Entity</b>	<b>\$1,878</b>		<b>\$188</b>
<b>Dead Lake Township (Otter Tail)</b>			
Minnesota Association of Townships	498	5.5%	27
<b>Total for Entity</b>	<b>\$498</b>		<b>\$27</b>
<b>Decoria Township (Blue Earth)</b>			
Minnesota Association of Townships	760	5.5%	42
<b>Total for Entity</b>	<b>\$760</b>		<b>\$42</b>
<b>Deer Creek Township (Otter Tail)</b>			
Minnesota Association of Townships	446	5.5%	25
<b>Total for Entity</b>	<b>\$446</b>		<b>\$25</b>
<b>Deer Park Township (Pennington)</b>			
Minnesota Association of Townships	309	5.5%	17
<b>Total for Entity</b>	<b>\$309</b>		<b>\$17</b>
<b>Deer River Township (Itasca)</b>			
Minnesota Association of Townships	562	5.5%	31
<b>Total for Entity</b>	<b>\$562</b>		<b>\$31</b>

**Table 5**  
**2018 Lobbying Expenditures Paid With Association Dues**  
**Listed by Entity**

Name of Entity (County) Association Name	Total Local Government Dues	Proportion of Dues Used for Lobbying	Total Dues Used for Lobbying
<b>Deer Township (Roseau)</b>			
Minnesota Association of Townships	302	5.5%	17
<b>Total for Entity</b>	<b>\$302</b>		<b>\$17</b>
<b>Deerfield Township (Cass)</b>			
Minnesota Association of Townships	310	5.5%	17
<b>Total for Entity</b>	<b>\$310</b>		<b>\$17</b>
<b>Deerfield Township (Steele)</b>			
Minnesota Association of Townships	506	5.5%	28
<b>Total for Entity</b>	<b>\$506</b>		<b>\$28</b>
<b>Deerhorn Township (Wilkin)</b>			
Minnesota Association of Townships	299	5.5%	16
<b>Total for Entity</b>	<b>\$299</b>		<b>\$16</b>
<b>Deerwood Township (Crow Wing)</b>			
Minnesota Association of Townships	826	5.5%	45
<b>Total for Entity</b>	<b>\$826</b>		<b>\$45</b>
<b>Deerwood Township (Kittson)</b>			
Minnesota Association of Townships	321	5.5%	18
<b>Total for Entity</b>	<b>\$321</b>		<b>\$18</b>
<b>Delafield Township (Jackson)</b>			
Minnesota Association of Townships	335	5.5%	18
<b>Total for Entity</b>	<b>\$335</b>		<b>\$18</b>
<b>Delavan Township (Faribault)</b>			
Minnesota Association of Townships	343	5.5%	19
<b>Total for Entity</b>	<b>\$343</b>		<b>\$19</b>
<b>Delaware Township (Grant)</b>			
Minnesota Association of Townships	298	5.5%	16
<b>Total for Entity</b>	<b>\$298</b>		<b>\$16</b>
<b>Delhi Township (Redwood)</b>			
Minnesota Association of Townships	431	5.5%	24
<b>Total for Entity</b>	<b>\$431</b>		<b>\$24</b>



**Table 5**  
**2018 Lobbying Expenditures Paid With Association Dues**  
**Listed by Entity**

Name of Entity (County) Association Name	Total Local Government Dues	Proportion of Dues Used for Lobbying	Total Dues Used for Lobbying
<b>Dell Grove Township (Pine)</b>			
Minnesota Association of Townships	551	5.5%	30
<b>Total for Entity</b>	<b>\$551</b>		<b>\$30</b>
<b>Delton Township (Cottonwood)</b>			
Minnesota Association of Townships	309	5.5%	17
<b>Total for Entity</b>	<b>\$309</b>		<b>\$17</b>
<b>Denmark Township (Washington)</b>			
Minnesota Association of Townships	981	5.5%	54
<b>Total for Entity</b>	<b>\$981</b>		<b>\$54</b>
<b>Denver Township (Rock)</b>			
Minnesota Association of Townships	322	5.5%	18
<b>Total for Entity</b>	<b>\$322</b>		<b>\$18</b>
<b>Derrynane Township (Le Sueur)</b>			
Minnesota Association of Townships	496	5.5%	27
<b>Total for Entity</b>	<b>\$496</b>		<b>\$27</b>
<b>Des Moines River Township (Murray)</b>			
Minnesota Association of Townships	308	5.5%	17
<b>Total for Entity</b>	<b>\$308</b>		<b>\$17</b>
<b>Des Moines Township (Jackson)</b>			
Minnesota Association of Townships	339	5.5%	19
<b>Total for Entity</b>	<b>\$339</b>		<b>\$19</b>
<b>Detroit Lakes Housing and Redevelopment Authority</b>			
Greater Minnesota Partnership	1,000	55.6%	556
<b>Total for Entity</b>	<b>\$1,000</b>		<b>\$556</b>
<b>Detroit Township (Becker)</b>			
Minnesota Association of Townships	1,024	5.5%	56
<b>Total for Entity</b>	<b>\$1,024</b>		<b>\$56</b>
<b>Dewald Township (Nobles)</b>			
Minnesota Association of Townships	347	5.5%	19
<b>Total for Entity</b>	<b>\$347</b>		<b>\$19</b>

**Table 5**  
**2018 Lobbying Expenditures Paid With Association Dues**  
**Listed by Entity**

Name of Entity (County) Association Name	Total Local Government Dues	Proportion of Dues Used for Lobbying	Total Dues Used for Lobbying
<b>Dewey Township (Roseau)</b>			
Minnesota Association of Townships	313	5.5%	17
<b>Total for Entity</b>	<b>\$313</b>		<b>\$17</b>
<b>Dexter Township (Mower)</b>			
Minnesota Association of Townships	436	5.5%	24
<b>Total for Entity</b>	<b>\$436</b>		<b>\$24</b>
<b>Diamond Lake Township (Lincoln)</b>			
Minnesota Association of Townships	333	5.5%	18
<b>Total for Entity</b>	<b>\$333</b>		<b>\$18</b>
<b>Dieter Township (Roseau)</b>			
Minnesota Association of Townships	316	5.5%	17
<b>Total for Entity</b>	<b>\$316</b>		<b>\$17</b>
<b>Dodge County</b>			
Association of Minnesota Counties	11,091	13.0%	1,442
<b>Total for Entity</b>	<b>\$11,091</b>		<b>\$1,442</b>
<b>Dodge Soil and Water Conservation District</b>			
Minnesota Association of Soil and Water Conservation Districts	3,208	4.5%	144
<b>Total for Entity</b>	<b>\$3,208</b>		<b>\$144</b>
<b>Dollymount Township (Traverse)</b>			
Minnesota Association of Townships	292	5.5%	16
<b>Total for Entity</b>	<b>\$292</b>		<b>\$16</b>
<b>Donnelly Township (Marshall)</b>			
Minnesota Association of Townships	274	5.5%	15
<b>Total for Entity</b>	<b>\$274</b>		<b>\$15</b>
<b>Donnelly Township (Stevens)</b>			
Minnesota Association of Townships	299	5.5%	16
<b>Total for Entity</b>	<b>\$299</b>		<b>\$16</b>
<b>Dora Township (Otter Tail)</b>			
Minnesota Association of Townships	568	5.5%	31
<b>Total for Entity</b>	<b>\$568</b>		<b>\$31</b>

**Table 5**  
**2018 Lobbying Expenditures Paid With Association Dues**  
**Listed by Entity**

Name of Entity (County) Association Name	Total Local Government Dues	Proportion of Dues Used for Lobbying	Total Dues Used for Lobbying
<b>Douglas County</b>			
Association of Minnesota Counties	15,775	13.0%	2,051
Greater Minnesota Parks and Trails	600	53.4%	320
Minnesota Rural Counties Caucus	2,700	50.0%	1,350
<b>Total for Entity</b>	<b>\$19,075</b>		<b>\$3,721</b>
<b>Douglas County Housing and Redevelopment Authority</b>			
League of Minnesota Cities	1,878	10.0%	188
<b>Total for Entity</b>	<b>\$1,878</b>		<b>\$188</b>
<b>Douglas Soil and Water Conservation District</b>			
Minnesota Association of Soil and Water Conservation Districts	3,850	4.5%	173
<b>Total for Entity</b>	<b>\$3,850</b>		<b>\$173</b>
<b>Douglas Township (Dakota)</b>			
Minnesota Association of Townships	572	5.5%	31
<b>Total for Entity</b>	<b>\$572</b>		<b>\$31</b>
<b>Dover Township (Olmsted)</b>			
Minnesota Association of Townships	470	5.5%	26
<b>Total for Entity</b>	<b>\$470</b>		<b>\$26</b>
<b>Dover, Eyota, Saint Charles Area Sanitary District</b>			
League of Minnesota Cities	1,878	10.0%	188
<b>Total for Entity</b>	<b>\$1,878</b>		<b>\$188</b>
<b>Dovray Township (Murray)</b>			
Minnesota Association of Townships	314	5.5%	17
<b>Total for Entity</b>	<b>\$314</b>		<b>\$17</b>
<b>Dovre Township (Kandiyohi)</b>			
Minnesota Association of Townships	1,089	5.5%	60
<b>Total for Entity</b>	<b>\$1,089</b>		<b>\$60</b>
<b>Drammen Township (Lincoln)</b>			
Minnesota Association of Townships	306	5.5%	17
<b>Total for Entity</b>	<b>\$306</b>		<b>\$17</b>

**Table 5**  
**2018 Lobbying Expenditures Paid With Association Dues**  
**Listed by Entity**

Name of Entity (County) Association Name	Total Local Government Dues	Proportion of Dues Used for Lobbying	Total Dues Used for Lobbying
<b>Dresbach Township (Winona)</b>			
Minnesota Association of Townships	481	5.5%	26
<b>Total for Entity</b>	<b>\$481</b>		<b>\$26</b>
<b>Dryden Township (Sibley)</b>			
Minnesota Association of Townships	426	5.5%	23
<b>Total for Entity</b>	<b>\$426</b>		<b>\$23</b>
<b>Dublin Township (Swift)</b>			
Minnesota Association of Townships	316	5.5%	17
<b>Total for Entity</b>	<b>\$316</b>		<b>\$17</b>
<b>Dudley Township (Clearwater)</b>			
Minnesota Association of Townships	465	5.5%	26
<b>Total for Entity</b>	<b>\$465</b>		<b>\$26</b>
<b>Duluth Entertainment and Convention Center Authority</b>			
League of Minnesota Cities	1,878	10.0%	188
<b>Total for Entity</b>	<b>\$1,878</b>		<b>\$188</b>
<b>Duluth Seaway Port Authority</b>			
Minnesota Ports Association	15,523	100.0%	15,523
<b>Total for Entity</b>	<b>\$15,523</b>		<b>\$15,523</b>
<b>Duluth Township (Saint Louis)</b>			
Minnesota Association of Townships	1,029	5.5%	57
<b>Total for Entity</b>	<b>\$1,029</b>		<b>\$57</b>
<b>Dunbar Township (Faribault)</b>			
Minnesota Association of Townships	425	5.5%	23
<b>Total for Entity</b>	<b>\$425</b>		<b>\$23</b>
<b>Dunn Township (Otter Tail)</b>			
Minnesota Association of Townships	629	5.5%	35
<b>Total for Entity</b>	<b>\$629</b>		<b>\$35</b>
<b>Durand Township (Beltrami)</b>			
Minnesota Association of Townships	342	5.5%	19
<b>Total for Entity</b>	<b>\$342</b>		<b>\$19</b>

**Table 5**  
**2018 Lobbying Expenditures Paid With Association Dues**  
**Listed by Entity**

Name of Entity (County) Association Name	Total Local Government Dues	Proportion of Dues Used for Lobbying	Total Dues Used for Lobbying
<b>Eagle Lake Township (Otter Tail)</b>			
Minnesota Association of Townships	464	5.5%	26
<b>Total for Entity</b>	<b>\$464</b>		<b>\$26</b>
<b>Eagle Point Township (Marshall)</b>			
Minnesota Association of Townships	274	5.5%	15
<b>Total for Entity</b>	<b>\$274</b>		<b>\$15</b>
<b>Eagle Township (Carlton)</b>			
Minnesota Association of Townships	520	5.5%	29
<b>Total for Entity</b>	<b>\$520</b>		<b>\$29</b>
<b>Eagle Valley Township (Todd)</b>			
Minnesota Association of Townships	507	5.5%	28
<b>Total for Entity</b>	<b>\$507</b>		<b>\$28</b>
<b>Eagle View Township (Becker)</b>			
Minnesota Association of Townships	310	5.5%	17
<b>Total for Entity</b>	<b>\$310</b>		<b>\$17</b>
<b>Eagles Nest Township (Saint Louis)</b>			
Minnesota Association of Townships	342	5.5%	19
<b>Total for Entity</b>	<b>\$342</b>		<b>\$19</b>
<b>East Chain Township (Martin)</b>			
Minnesota Association of Townships	427	5.5%	23
<b>Total for Entity</b>	<b>\$427</b>		<b>\$23</b>
<b>East Koochiching Sanitation District</b>			
League of Minnesota Cities	1,878	10.0%	188
<b>Total for Entity</b>	<b>\$1,878</b>		<b>\$188</b>
<b>East Lake Lillian Township (Kandiyohi)</b>			
Minnesota Association of Townships	329	5.5%	18
<b>Total for Entity</b>	<b>\$329</b>		<b>\$18</b>
<b>East Park Township (Marshall)</b>			
Minnesota Association of Townships	278	5.5%	15
<b>Total for Entity</b>	<b>\$278</b>		<b>\$15</b>

**Table 5**  
**2018 Lobbying Expenditures Paid With Association Dues**  
**Listed by Entity**

Name of Entity (County) Association Name	Total Local Government Dues	Proportion of Dues Used for Lobbying	Total Dues Used for Lobbying
<b>East Polk Soil and Water Conservation District</b>			
Minnesota Association of Soil and Water Conservation Districts	2,688	4.5%	121
<b>Total for Entity</b>	<b>\$2,688</b>		<b>\$121</b>
<b>East Side Township (Mille Lacs)</b>			
Minnesota Association of Townships	528	5.5%	29
<b>Total for Entity</b>	<b>\$528</b>		<b>\$29</b>
<b>East Valley Township (Marshall)</b>			
Minnesota Association of Townships	284	5.5%	16
<b>Total for Entity</b>	<b>\$284</b>		<b>\$16</b>
<b>Eastern Township (Otter Tail)</b>			
Minnesota Association of Townships	341	5.5%	19
<b>Total for Entity</b>	<b>\$341</b>		<b>\$19</b>
<b>Echo Township (Yellow Medicine)</b>			
Minnesota Association of Townships	313	5.5%	17
<b>Total for Entity</b>	<b>\$313</b>		<b>\$17</b>
<b>Eckles Township (Beltrami)</b>			
Minnesota Association of Townships	940	5.5%	52
<b>Total for Entity</b>	<b>\$940</b>		<b>\$52</b>
<b>Eckvoll Township (Marshall)</b>			
Minnesota Association of Townships	293	5.5%	16
<b>Total for Entity</b>	<b>\$293</b>		<b>\$16</b>
<b>Eddy Township (Clearwater)</b>			
Minnesota Association of Townships	449	5.5%	25
<b>Total for Entity</b>	<b>\$449</b>		<b>\$25</b>
<b>Eden Lake Township (Stearns)</b>			
Minnesota Association of Townships	905	5.5%	50
<b>Total for Entity</b>	<b>\$905</b>		<b>\$50</b>
<b>Eden Township (Brown)</b>			
Minnesota Association of Townships	342	5.5%	19
<b>Total for Entity</b>	<b>\$342</b>		<b>\$19</b>

**Table 5**  
**2018 Lobbying Expenditures Paid With Association Dues**  
**Listed by Entity**

Name of Entity (County) Association Name	Total Local Government Dues	Proportion of Dues Used for Lobbying	Total Dues Used for Lobbying
<b>Eden Township (Pipestone)</b>			
Minnesota Association of Townships	426	5.5%	23
<b>Total for Entity</b>	<b>\$426</b>		<b>\$23</b>
<b>Eden Township (Polk)</b>			
Minnesota Association of Townships	321	5.5%	18
<b>Total for Entity</b>	<b>\$321</b>		<b>\$18</b>
<b>Edison Township (Swift)</b>			
Minnesota Association of Townships	300	5.5%	16
<b>Total for Entity</b>	<b>\$300</b>		<b>\$16</b>
<b>Edna Township (Otter Tail)</b>			
Minnesota Association of Townships	619	5.5%	34
<b>Total for Entity</b>	<b>\$619</b>		<b>\$34</b>
<b>Edwards Township (Kandiyohi)</b>			
Minnesota Association of Townships	343	5.5%	19
<b>Total for Entity</b>	<b>\$343</b>		<b>\$19</b>
<b>Effington Township (Otter Tail)</b>			
Minnesota Association of Townships	348	5.5%	19
<b>Total for Entity</b>	<b>\$348</b>		<b>\$19</b>
<b>Eglon Township (Clay)</b>			
Minnesota Association of Townships	521	5.5%	29
<b>Total for Entity</b>	<b>\$521</b>		<b>\$29</b>
<b>Eidsvold Township (Lyon)</b>			
Minnesota Association of Townships	342	5.5%	19
<b>Total for Entity</b>	<b>\$342</b>		<b>\$19</b>
<b>Elba Township (Winona)</b>			
Minnesota Association of Townships	439	5.5%	24
<b>Total for Entity</b>	<b>\$439</b>		<b>\$24</b>
<b>Elbow Lake Township (Grant)</b>			
Minnesota Association of Townships	313	5.5%	17
<b>Total for Entity</b>	<b>\$313</b>		<b>\$17</b>

**Table 5**  
**2018 Lobbying Expenditures Paid With Association Dues**  
**Listed by Entity**

Name of Entity (County) Association Name	Total Local Government Dues	Proportion of Dues Used for Lobbying	Total Dues Used for Lobbying
<b>Eldorado Township (Stevens)</b>			
Minnesota Association of Townships	296	5.5%	16
<b>Total for Entity</b>	<b>\$296</b>		<b>\$16</b>
<b>Elgin Township (Wabasha)</b>			
Minnesota Association of Townships	566	5.5%	31
<b>Total for Entity</b>	<b>\$566</b>		<b>\$31</b>
<b>Elizabeth Township (Otter Tail)</b>			
Minnesota Association of Townships	601	5.5%	33
<b>Total for Entity</b>	<b>\$601</b>		<b>\$33</b>
<b>Elk Lake Township (Grant)</b>			
Minnesota Association of Townships	433	5.5%	24
<b>Total for Entity</b>	<b>\$433</b>		<b>\$24</b>
<b>Elk Township (Nobles)</b>			
Minnesota Association of Townships	347	5.5%	19
<b>Total for Entity</b>	<b>\$347</b>		<b>\$19</b>
<b>Elkton Township (Clay)</b>			
Minnesota Association of Townships	441	5.5%	24
<b>Total for Entity</b>	<b>\$441</b>		<b>\$24</b>
<b>Ellington Township (Dodge)</b>			
Minnesota Association of Townships	423	5.5%	23
<b>Total for Entity</b>	<b>\$423</b>		<b>\$23</b>
<b>Ellsborough Township (Murray)</b>			
Minnesota Association of Townships	316	5.5%	17
<b>Total for Entity</b>	<b>\$316</b>		<b>\$17</b>
<b>Ellsburg Township (Saint Louis)</b>			
Minnesota Association of Townships	338	5.5%	19
<b>Total for Entity</b>	<b>\$338</b>		<b>\$19</b>
<b>Ellsworth Township (Meeker)</b>			
Minnesota Association of Townships	609	5.5%	33
<b>Total for Entity</b>	<b>\$609</b>		<b>\$33</b>



**Table 5**  
**2018 Lobbying Expenditures Paid With Association Dues**  
**Listed by Entity**

Name of Entity (County) Association Name	Total Local Government Dues	Proportion of Dues Used for Lobbying	Total Dues Used for Lobbying
<b>Elm Creek Township (Martin)</b>			
Minnesota Association of Townships	325	5.5%	18
<b>Total for Entity</b>	<b>\$325</b>		<b>\$18</b>
<b>Elmdale Township (Morrison)</b>			
Minnesota Association of Townships	731	5.5%	40
<b>Total for Entity</b>	<b>\$731</b>		<b>\$40</b>
<b>Elmer Township (Pipestone)</b>			
Minnesota Association of Townships	339	5.5%	19
<b>Total for Entity</b>	<b>\$339</b>		<b>\$19</b>
<b>Elmer Township (Saint Louis)</b>			
Minnesota Association of Townships	316	5.5%	17
<b>Total for Entity</b>	<b>\$316</b>		<b>\$17</b>
<b>Elmira Township (Olmsted)</b>			
Minnesota Association of Townships	460	5.5%	25
<b>Total for Entity</b>	<b>\$460</b>		<b>\$25</b>
<b>Elmo Township (Otter Tail)</b>			
Minnesota Association of Townships	442	5.5%	24
<b>Total for Entity</b>	<b>\$442</b>		<b>\$24</b>
<b>Elmore Township (Faribault)</b>			
Minnesota Association of Townships	323	5.5%	18
<b>Total for Entity</b>	<b>\$323</b>		<b>\$18</b>
<b>Elmwood Township (Clay)</b>			
Minnesota Association of Townships	469	5.5%	26
<b>Total for Entity</b>	<b>\$469</b>		<b>\$26</b>
<b>Elysian Township (Le Sueur)</b>			
Minnesota Association of Townships	736	5.5%	40
<b>Total for Entity</b>	<b>\$736</b>		<b>\$40</b>
<b>Emardville Township (Red Lake)</b>			
Minnesota Association of Townships	329	5.5%	18
<b>Total for Entity</b>	<b>\$329</b>		<b>\$18</b>

**Table 5**  
**2018 Lobbying Expenditures Paid With Association Dues**  
**Listed by Entity**

Name of Entity (County) Association Name	Total Local Government Dues	Proportion of Dues Used for Lobbying	Total Dues Used for Lobbying
<b>Embarrass Township (Saint Louis)</b>			
Minnesota Association of Townships	528	5.5%	29
<b>Total for Entity</b>	<b>\$528</b>		<b>\$29</b>
<b>Emerald Township (Faribault)</b>			
Minnesota Association of Townships	339	5.5%	19
<b>Total for Entity</b>	<b>\$339</b>		<b>\$19</b>
<b>Emmet Township (Renville)</b>			
Minnesota Association of Townships	335	5.5%	18
<b>Total for Entity</b>	<b>\$335</b>		<b>\$18</b>
<b>Empire Township (Dakota)</b>			
League of Minnesota Cities	3,285	10.0%	328
Minnesota Association of Townships	1,356	5.5%	75
<b>Total for Entity</b>	<b>\$4,641</b>		<b>\$403</b>
<b>Enstrom Township (Roseau)</b>			
Minnesota Association of Townships	484	5.5%	27
<b>Total for Entity</b>	<b>\$484</b>		<b>\$27</b>
<b>Enterprise Township (Jackson)</b>			
Minnesota Association of Townships	322	5.5%	18
<b>Total for Entity</b>	<b>\$322</b>		<b>\$18</b>
<b>Equality Township (Red Lake)</b>			
Minnesota Association of Townships	309	5.5%	17
<b>Total for Entity</b>	<b>\$309</b>		<b>\$17</b>
<b>Erdahl Township (Grant)</b>			
Minnesota Association of Townships	450	5.5%	25
<b>Total for Entity</b>	<b>\$450</b>		<b>\$25</b>
<b>Erhards Grove Township (Otter Tail)</b>			
Minnesota Association of Townships	479	5.5%	26
<b>Total for Entity</b>	<b>\$479</b>		<b>\$26</b>
<b>Ericson Township (Renville)</b>			
Minnesota Association of Townships	330	5.5%	18
<b>Total for Entity</b>	<b>\$330</b>		<b>\$18</b>

**Table 5**  
**2018 Lobbying Expenditures Paid With Association Dues**  
**Listed by Entity**

Name of Entity (County) Association Name	Total Local Government Dues	Proportion of Dues Used for Lobbying	Total Dues Used for Lobbying
<b>Erie Township (Becker)</b>			
Minnesota Association of Townships	948	5.5%	52
<b>Total for Entity</b>	<b>\$948</b>		<b>\$52</b>
<b>Erin Township (Rice)</b>			
Minnesota Association of Townships	623	5.5%	34
<b>Total for Entity</b>	<b>\$623</b>		<b>\$34</b>
<b>Espelie Township (Marshall)</b>			
Minnesota Association of Townships	282	5.5%	16
<b>Total for Entity</b>	<b>\$282</b>		<b>\$16</b>
<b>Esther Township (Polk)</b>			
Minnesota Association of Townships	320	5.5%	18
<b>Total for Entity</b>	<b>\$320</b>		<b>\$18</b>
<b>Euclid Township (Polk)</b>			
Minnesota Association of Townships	316	5.5%	17
<b>Total for Entity</b>	<b>\$316</b>		<b>\$17</b>
<b>Eureka Township (Dakota)</b>			
Minnesota Association of Townships	872	5.5%	48
<b>Total for Entity</b>	<b>\$872</b>		<b>\$48</b>
<b>Evansville Township (Douglas)</b>			
Minnesota Association of Townships	349	5.5%	19
<b>Total for Entity</b>	<b>\$349</b>		<b>\$19</b>
<b>Everglade Township (Stevens)</b>			
Minnesota Association of Townships	299	5.5%	16
<b>Total for Entity</b>	<b>\$299</b>		<b>\$16</b>
<b>Evergreen Township (Becker)</b>			
Minnesota Association of Townships	458	5.5%	25
<b>Total for Entity</b>	<b>\$458</b>		<b>\$25</b>
<b>Everts Township (Otter Tail)</b>			
Minnesota Association of Townships	546	5.5%	30
<b>Total for Entity</b>	<b>\$546</b>		<b>\$30</b>

**Table 5**  
**2018 Lobbying Expenditures Paid With Association Dues**  
**Listed by Entity**

Name of Entity (County) Association Name	Total Local Government Dues	Proportion of Dues Used for Lobbying	Total Dues Used for Lobbying
<b>Ewington Township (Jackson)</b>			
Minnesota Association of Townships	341	5.5%	19
<b>Total for Entity</b>	<b>\$341</b>		<b>\$19</b>
<b>Excel Township (Marshall)</b>			
Minnesota Association of Townships	442	5.5%	24
<b>Total for Entity</b>	<b>\$442</b>		<b>\$24</b>
<b>Eyota Township (Olmsted)</b>			
Minnesota Association of Townships	503	5.5%	28
<b>Total for Entity</b>	<b>\$503</b>		<b>\$28</b>
<b>Fahlun Township (Kandiyohi)</b>			
Minnesota Association of Townships	445	5.5%	24
<b>Total for Entity</b>	<b>\$445</b>		<b>\$24</b>
<b>Fair Haven Township (Stearns)</b>			
Minnesota Association of Townships	898	5.5%	49
<b>Total for Entity</b>	<b>\$898</b>		<b>\$49</b>
<b>Fairbanks Township (Saint Louis)</b>			
Minnesota Association of Townships	290	5.5%	16
<b>Total for Entity</b>	<b>\$290</b>		<b>\$16</b>
<b>Fairfax Township (Polk)</b>			
Minnesota Association of Townships	332	5.5%	18
<b>Total for Entity</b>	<b>\$332</b>		<b>\$18</b>
<b>Fairfield Township (Crow Wing)</b>			
Minnesota Association of Townships	450	5.5%	25
<b>Total for Entity</b>	<b>\$450</b>		<b>\$25</b>
<b>Fairfield Township (Swift)</b>			
Minnesota Association of Townships	309	5.5%	17
<b>Total for Entity</b>	<b>\$309</b>		<b>\$17</b>
<b>Fairmont Township (Martin)</b>			
Minnesota Association of Townships	435	5.5%	24
<b>Total for Entity</b>	<b>\$435</b>		<b>\$24</b>

**Table 5**  
**2018 Lobbying Expenditures Paid With Association Dues**  
**Listed by Entity**

Name of Entity (County) Association Name	Total Local Government Dues	Proportion of Dues Used for Lobbying	Total Dues Used for Lobbying
<b>Fairview Township (Cass)</b>			
Minnesota Association of Townships	609	5.5%	33
<b>Total for Entity</b>	<b>\$609</b>		<b>\$33</b>
<b>Fairview Township (Lyon)</b>			
Minnesota Association of Townships	457	5.5%	25
<b>Total for Entity</b>	<b>\$457</b>		<b>\$25</b>
<b>Falk Township (Clearwater)</b>			
Minnesota Association of Townships	433	5.5%	24
<b>Total for Entity</b>	<b>\$433</b>		<b>\$24</b>
<b>Fall Lake Township (Lake)</b>			
Minnesota Association of Townships	505	5.5%	28
Range Association of Municipalities and Schools	300	72.0%	216
<b>Total for Entity</b>	<b>\$805</b>		<b>\$244</b>
<b>Falun Township (Roseau)</b>			
Minnesota Association of Townships	422	5.5%	23
<b>Total for Entity</b>	<b>\$422</b>		<b>\$23</b>
<b>Fanny Township (Polk)</b>			
Minnesota Association of Townships	303	5.5%	17
<b>Total for Entity</b>	<b>\$303</b>		<b>\$17</b>
<b>Farden Township (Hubbard)</b>			
Minnesota Association of Townships	776	5.5%	43
<b>Total for Entity</b>	<b>\$776</b>		<b>\$43</b>
<b>Faribault County</b>			
Association of Minnesota Counties	9,848	13.0%	1,280
<b>Total for Entity</b>	<b>\$9,848</b>		<b>\$1,280</b>
<b>Faribault County Soil and Water Conservation District</b>			
Minnesota Association of Soil and Water Conservation Districts	3,038	4.5%	137
<b>Total for Entity</b>	<b>\$3,038</b>		<b>\$137</b>
<b>Farley Township (Polk)</b>			
Minnesota Association of Townships	284	5.5%	16
<b>Total for Entity</b>	<b>\$284</b>		<b>\$16</b>

**Table 5**  
**2018 Lobbying Expenditures Paid With Association Dues**  
**Listed by Entity**

Name of Entity (County) Association Name	Total Local Government Dues	Proportion of Dues Used for Lobbying	Total Dues Used for Lobbying
<b>Farm Island Township (Aitkin)</b>			
Minnesota Association of Townships	750	5.5%	41
<b>Total for Entity</b>	<b>\$750</b>		<b>\$41</b>
<b>Farming Township (Stearns)</b>			
Minnesota Association of Townships	659	5.5%	36
<b>Total for Entity</b>	<b>\$659</b>		<b>\$36</b>
<b>Farmington Township (Olmsted)</b>			
Minnesota Association of Townships	483	5.5%	27
<b>Total for Entity</b>	<b>\$483</b>		<b>\$27</b>
<b>Fawn Lake Township (Todd)</b>			
Minnesota Association of Townships	514	5.5%	28
<b>Total for Entity</b>	<b>\$514</b>		<b>\$28</b>
<b>Faxon Township (Sibley)</b>			
Minnesota Association of Townships	556	5.5%	31
<b>Total for Entity</b>	<b>\$556</b>		<b>\$31</b>
<b>Fayal Township (Saint Louis)</b>			
League of Minnesota Cities	2,012	10.0%	201
Minnesota Association of Townships	984	5.5%	54
Range Association of Municipalities and Schools	400	72.0%	288
<b>Total for Entity</b>	<b>\$3,396</b>		<b>\$543</b>
<b>Featherstone Township (Goodhue)</b>			
Minnesota Association of Townships	584	5.5%	32
<b>Total for Entity</b>	<b>\$584</b>		<b>\$32</b>
<b>Feeley Township (Itasca)</b>			
Minnesota Association of Townships	437	5.5%	24
<b>Total for Entity</b>	<b>\$437</b>		<b>\$24</b>
<b>Felton Township (Clay)</b>			
Minnesota Association of Townships	295	5.5%	16
<b>Total for Entity</b>	<b>\$295</b>		<b>\$16</b>

**Table 5**  
**2018 Lobbying Expenditures Paid With Association Dues**  
**Listed by Entity**

Name of Entity (County) Association Name	Total Local Government Dues	Proportion of Dues Used for Lobbying	Total Dues Used for Lobbying
<b>Fenton Township (Murray)</b>			
Minnesota Association of Townships	322	5.5%	18
<b>Total for Entity</b>	<b>\$322</b>		<b>\$18</b>
<b>Fergus Falls Township (Otter Tail)</b>			
Minnesota Association of Townships	590	5.5%	32
<b>Total for Entity</b>	<b>\$590</b>		<b>\$32</b>
<b>Fern Township (Hubbard)</b>			
Minnesota Association of Townships	423	5.5%	23
<b>Total for Entity</b>	<b>\$423</b>		<b>\$23</b>
<b>Field Township (Saint Louis)</b>			
Minnesota Association of Townships	461	5.5%	25
<b>Total for Entity</b>	<b>\$461</b>		<b>\$25</b>
<b>Fieldon Township (Watonwan)</b>			
Minnesota Association of Townships	333	5.5%	18
<b>Total for Entity</b>	<b>\$333</b>		<b>\$18</b>
<b>Fillmore County</b>			
Association of Minnesota Counties	11,618	13.0%	1,510
<b>Total for Entity</b>	<b>\$11,618</b>		<b>\$1,510</b>
<b>Fillmore Soil and Water Conservation District</b>			
Minnesota Association of Soil and Water Conservation Districts	3,281	4.5%	148
<b>Total for Entity</b>	<b>\$3,281</b>		<b>\$148</b>
<b>Fillmore Township (Fillmore)</b>			
Minnesota Association of Townships	493	5.5%	27
<b>Total for Entity</b>	<b>\$493</b>		<b>\$27</b>
<b>Fine Lakes Township (Saint Louis)</b>			
Minnesota Association of Townships	307	5.5%	17
<b>Total for Entity</b>	<b>\$307</b>		<b>\$17</b>
<b>Finlayson Township (Pine)</b>			
Minnesota Association of Townships	480	5.5%	26
<b>Total for Entity</b>	<b>\$480</b>		<b>\$26</b>

**Table 5**  
**2018 Lobbying Expenditures Paid With Association Dues**  
**Listed by Entity**

Name of Entity (County) Association Name	Total Local Government Dues	Proportion of Dues Used for Lobbying	Total Dues Used for Lobbying
<b>Fish Lake Township (Chisago)</b>			
Minnesota Association of Townships	1,055	5.5%	58
<b>Total for Entity</b>	<b>\$1,055</b>		<b>\$58</b>
<b>Fisher Township (Polk)</b>			
Minnesota Association of Townships	332	5.5%	18
<b>Total for Entity</b>	<b>\$332</b>		<b>\$18</b>
<b>Fleming Township (Aitkin)</b>			
Minnesota Association of Townships	439	5.5%	24
<b>Total for Entity</b>	<b>\$439</b>		<b>\$24</b>
<b>Fleming Township (Pine)</b>			
Minnesota Association of Townships	309	5.5%	17
<b>Total for Entity</b>	<b>\$309</b>		<b>\$17</b>
<b>Flom Township (Norman)</b>			
Minnesota Association of Townships	337	5.5%	19
<b>Total for Entity</b>	<b>\$337</b>		<b>\$19</b>
<b>Floodwood Township (Saint Louis)</b>			
Minnesota Association of Townships	428	5.5%	24
<b>Total for Entity</b>	<b>\$428</b>		<b>\$24</b>
<b>Flora Township (Renville)</b>			
Minnesota Association of Townships	324	5.5%	18
<b>Total for Entity</b>	<b>\$324</b>		<b>\$18</b>
<b>Florence Township (Goodhue)</b>			
Minnesota Association of Townships	923	5.5%	51
<b>Total for Entity</b>	<b>\$923</b>		<b>\$51</b>
<b>Florida Township (Yellow Medicine)</b>			
Minnesota Association of Townships	308	5.5%	17
<b>Total for Entity</b>	<b>\$308</b>		<b>\$17</b>
<b>Flowing Township (Clay)</b>			
Minnesota Association of Townships	292	5.5%	16
<b>Total for Entity</b>	<b>\$292</b>		<b>\$16</b>



**Table 5**  
**2018 Lobbying Expenditures Paid With Association Dues**  
**Listed by Entity**

Name of Entity (County) Association Name	Total Local Government Dues	Proportion of Dues Used for Lobbying	Total Dues Used for Lobbying
<b>Foldahl Township (Marshall)</b>			
Minnesota Association of Townships	290	5.5%	16
<b>Total for Entity</b>	<b>\$290</b>		<b>\$16</b>
<b>Folden Township (Otter Tail)</b>			
Minnesota Association of Townships	438	5.5%	24
<b>Total for Entity</b>	<b>\$438</b>		<b>\$24</b>
<b>Folsom Township (Traverse)</b>			
Minnesota Association of Townships	305	5.5%	17
<b>Total for Entity</b>	<b>\$305</b>		<b>\$17</b>
<b>Ford Township (Kanabec)</b>			
Minnesota Association of Townships	329	5.5%	18
<b>Total for Entity</b>	<b>\$329</b>		<b>\$18</b>
<b>Forest City Township (Meeker)</b>			
Minnesota Association of Townships	549	5.5%	30
<b>Total for Entity</b>	<b>\$549</b>		<b>\$30</b>
<b>Forest Prairie Township (Meeker)</b>			
Minnesota Association of Townships	650	5.5%	36
<b>Total for Entity</b>	<b>\$650</b>		<b>\$36</b>
<b>Forest Township (Becker)</b>			
Minnesota Association of Townships	297	5.5%	16
<b>Total for Entity</b>	<b>\$297</b>		<b>\$16</b>
<b>Forest Township (Rice)</b>			
Minnesota Association of Townships	822	5.5%	45
<b>Total for Entity</b>	<b>\$822</b>		<b>\$45</b>
<b>Forestville Township (Fillmore)</b>			
Minnesota Association of Townships	450	5.5%	25
<b>Total for Entity</b>	<b>\$450</b>		<b>\$25</b>
<b>Fork Township (Marshall)</b>			
Minnesota Association of Townships	273	5.5%	15
<b>Total for Entity</b>	<b>\$273</b>		<b>\$15</b>

**Table 5**  
**2018 Lobbying Expenditures Paid With Association Dues**  
**Listed by Entity**

Name of Entity (County) Association Name	Total Local Government Dues	Proportion of Dues Used for Lobbying	Total Dues Used for Lobbying
<b>Fort Ripley Township (Crow Wing)</b>			
Minnesota Association of Townships	635	5.5%	35
<b>Total for Entity</b>	<b>\$635</b>		<b>\$35</b>
<b>Fortier Township (Yellow Medicine)</b>			
Minnesota Association of Townships	301	5.5%	17
<b>Total for Entity</b>	<b>\$301</b>		<b>\$17</b>
<b>Fossum Township (Norman)</b>			
Minnesota Association of Townships	317	5.5%	17
<b>Total for Entity</b>	<b>\$317</b>		<b>\$17</b>
<b>Foster Township (Big Stone)</b>			
Minnesota Association of Townships	304	5.5%	17
<b>Total for Entity</b>	<b>\$304</b>		<b>\$17</b>
<b>Foster Township (Faribault)</b>			
Minnesota Association of Townships	338	5.5%	19
<b>Total for Entity</b>	<b>\$338</b>		<b>\$19</b>
<b>Fountain Prairie Township (Pipestone)</b>			
Minnesota Association of Townships	331	5.5%	18
<b>Total for Entity</b>	<b>\$331</b>		<b>\$18</b>
<b>Fountain Township (Fillmore)</b>			
Minnesota Association of Townships	440	5.5%	24
<b>Total for Entity</b>	<b>\$440</b>		<b>\$24</b>
<b>Fox Lake Township (Martin)</b>			
Minnesota Association of Townships	346	5.5%	19
<b>Total for Entity</b>	<b>\$346</b>		<b>\$19</b>
<b>Foxhome Township (Wilkin)</b>			
Minnesota Association of Townships	302	5.5%	17
<b>Total for Entity</b>	<b>\$302</b>		<b>\$17</b>
<b>Framnas Township (Stevens)</b>			
Minnesota Association of Townships	432	5.5%	24
<b>Total for Entity</b>	<b>\$432</b>		<b>\$24</b>

**Table 5**  
**2018 Lobbying Expenditures Paid With Association Dues**  
**Listed by Entity**

Name of Entity (County) Association Name	Total Local Government Dues	Proportion of Dues Used for Lobbying	Total Dues Used for Lobbying
<b>Franconia Township (Chisago)</b>			
Minnesota Association of Townships	992	5.5%	55
<b>Total for Entity</b>	<b>\$992</b>		<b>\$55</b>
<b>Frankford Township (Mower)</b>			
Minnesota Association of Townships	457	5.5%	25
<b>Total for Entity</b>	<b>\$457</b>		<b>\$25</b>
<b>Franklin Township (Wright)</b>			
Minnesota Association of Townships	1,336	5.5%	73
<b>Total for Entity</b>	<b>\$1,336</b>		<b>\$73</b>
<b>Fraser Township (Martin)</b>			
Minnesota Association of Townships	431	5.5%	24
<b>Total for Entity</b>	<b>\$431</b>		<b>\$24</b>
<b>Fredenberg Township (Saint Louis)</b>			
Minnesota Association of Townships	834	5.5%	46
<b>Total for Entity</b>	<b>\$834</b>		<b>\$46</b>
<b>Freeborn County</b>			
Association of Minnesota Counties	14,100	13.0%	1,833
Greater Minnesota Parks and Trails	300	53.4%	160
<b>Total for Entity</b>	<b>\$14,400</b>		<b>\$1,993</b>
<b>Freeborn County Soil and Water Conservation District</b>			
Minnesota Association of Soil and Water Conservation Districts	3,620	4.5%	163
<b>Total for Entity</b>	<b>\$3,620</b>		<b>\$163</b>
<b>Freeborn Township (Freeborn)</b>			
Minnesota Association of Townships	346	5.5%	19
<b>Total for Entity</b>	<b>\$346</b>		<b>\$19</b>
<b>Freedom Township (Waseca)</b>			
Minnesota Association of Townships	442	5.5%	24
<b>Total for Entity</b>	<b>\$442</b>		<b>\$24</b>
<b>Freeland Township (Lac qui Parle)</b>			
Minnesota Association of Townships	299	5.5%	16
<b>Total for Entity</b>	<b>\$299</b>		<b>\$16</b>

**Table 5**  
**2018 Lobbying Expenditures Paid With Association Dues**  
**Listed by Entity**

Name of Entity (County) Association Name	Total Local Government Dues	Proportion of Dues Used for Lobbying	Total Dues Used for Lobbying
<b>Freeman Township (Freeborn)</b>			
Minnesota Association of Townships	493	5.5%	27
<b>Total for Entity</b>	<b>\$493</b>		<b>\$27</b>
<b>Fremont Township (Winona)</b>			
Minnesota Association of Townships	446	5.5%	25
<b>Total for Entity</b>	<b>\$446</b>		<b>\$25</b>
<b>French Lake Township (Wright)</b>			
Minnesota Association of Townships	804	5.5%	44
<b>Total for Entity</b>	<b>\$804</b>		<b>\$44</b>
<b>French Township (Saint Louis)</b>			
Minnesota Association of Townships	512	5.5%	28
<b>Total for Entity</b>	<b>\$512</b>		<b>\$28</b>
<b>Friberg Township (Otter Tail)</b>			
Minnesota Association of Townships	597	5.5%	33
<b>Total for Entity</b>	<b>\$597</b>		<b>\$33</b>
<b>Friendship Township (Yellow Medicine)</b>			
Minnesota Association of Townships	324	5.5%	18
<b>Total for Entity</b>	<b>\$324</b>		<b>\$18</b>
<b>Frohn Township (Beltrami)</b>			
Minnesota Association of Townships	882	5.5%	49
<b>Total for Entity</b>	<b>\$882</b>		<b>\$49</b>
<b>Gail Lake Township (Crow Wing)</b>			
Minnesota Association of Townships	300	5.5%	16
<b>Total for Entity</b>	<b>\$300</b>		<b>\$16</b>
<b>Galena Township (Martin)</b>			
Minnesota Association of Townships	344	5.5%	19
<b>Total for Entity</b>	<b>\$344</b>		<b>\$19</b>
<b>Gales Township (Redwood)</b>			
Minnesota Association of Townships	308	5.5%	17
<b>Total for Entity</b>	<b>\$308</b>		<b>\$17</b>

**Table 5**  
**2018 Lobbying Expenditures Paid With Association Dues**  
**Listed by Entity**

Name of Entity (County) Association Name	Total Local Government Dues	Proportion of Dues Used for Lobbying	Total Dues Used for Lobbying
<b>Garden City Township (Blue Earth)</b>			
Minnesota Association of Townships	549	5.5%	30
<b>Total for Entity</b>	<b>\$549</b>		<b>\$30</b>
<b>Garden Township (Polk)</b>			
Minnesota Association of Townships	339	5.5%	19
<b>Total for Entity</b>	<b>\$339</b>		<b>\$19</b>
<b>Garfield Township (Lac qui Parle)</b>			
Minnesota Association of Townships	314	5.5%	17
<b>Total for Entity</b>	<b>\$314</b>		<b>\$17</b>
<b>Garfield Township (Polk)</b>			
Minnesota Association of Townships	495	5.5%	27
<b>Total for Entity</b>	<b>\$495</b>		<b>\$27</b>
<b>Garnes Township (Red Lake)</b>			
Minnesota Association of Townships	330	5.5%	18
<b>Total for Entity</b>	<b>\$330</b>		<b>\$18</b>
<b>Garrison Township (Crow Wing)</b>			
Minnesota Association of Townships	578	5.5%	32
<b>Total for Entity</b>	<b>\$578</b>		<b>\$32</b>
<b>Garrison, Kathio, West Mille Lacs Lake Sanitary Sewer District</b>			
League of Minnesota Cities	1,878	10.0%	188
<b>Total for Entity</b>	<b>\$1,878</b>		<b>\$188</b>
<b>Geneva Township (Freeborn)</b>			
Minnesota Association of Townships	468	5.5%	26
<b>Total for Entity</b>	<b>\$468</b>		<b>\$26</b>
<b>Genessee Township (Kandiyohi)</b>			
Minnesota Association of Townships	471	5.5%	26
<b>Total for Entity</b>	<b>\$471</b>		<b>\$26</b>
<b>Gentilly Township (Polk)</b>			
Minnesota Association of Townships	424	5.5%	23
<b>Total for Entity</b>	<b>\$424</b>		<b>\$23</b>

**Table 5**  
**2018 Lobbying Expenditures Paid With Association Dues**  
**Listed by Entity**

Name of Entity (County) Association Name	Total Local Government Dues	Proportion of Dues Used for Lobbying	Total Dues Used for Lobbying
<b>Georgetown Township (Clay)</b>			
Minnesota Association of Townships	318	5.5%	17
<b>Total for Entity</b>	<b>\$318</b>		<b>\$17</b>
<b>Germania Township (Todd)</b>			
Minnesota Association of Townships	501	5.5%	28
<b>Total for Entity</b>	<b>\$501</b>		<b>\$28</b>
<b>Germantown Township (Cottonwood)</b>			
Minnesota Association of Townships	331	5.5%	18
<b>Total for Entity</b>	<b>\$331</b>		<b>\$18</b>
<b>Gervais Township (Red Lake)</b>			
Minnesota Association of Townships	340	5.5%	19
<b>Total for Entity</b>	<b>\$340</b>		<b>\$19</b>
<b>Getty Township (Stearns)</b>			
Minnesota Association of Townships	460	5.5%	25
<b>Total for Entity</b>	<b>\$460</b>		<b>\$25</b>
<b>Gilchrist Township (Pope)</b>			
Minnesota Association of Townships	335	5.5%	18
<b>Total for Entity</b>	<b>\$335</b>		<b>\$18</b>
<b>Gillford Township (Wabasha)</b>			
Minnesota Association of Townships	512	5.5%	28
<b>Total for Entity</b>	<b>\$512</b>		<b>\$28</b>
<b>Gilmanton Township (Benton)</b>			
Minnesota Association of Townships	625	5.5%	34
<b>Total for Entity</b>	<b>\$625</b>		<b>\$34</b>
<b>Girard Township (Otter Tail)</b>			
Minnesota Association of Townships	573	5.5%	32
<b>Total for Entity</b>	<b>\$573</b>		<b>\$32</b>
<b>Glasgow Township (Wabasha)</b>			
Minnesota Association of Townships	421	5.5%	23
<b>Total for Entity</b>	<b>\$421</b>		<b>\$23</b>

**Table 5**  
**2018 Lobbying Expenditures Paid With Association Dues**  
**Listed by Entity**

Name of Entity (County) Association Name	Total Local Government Dues	Proportion of Dues Used for Lobbying	Total Dues Used for Lobbying
<b>Glen Township (Aitkin)</b>			
Minnesota Association of Townships	475	5.5%	26
<b>Total for Entity</b>	<b>\$475</b>		<b>\$26</b>
<b>Glencoe Township (McLeod)</b>			
Minnesota Association of Townships	489	5.5%	27
<b>Total for Entity</b>	<b>\$489</b>		<b>\$27</b>
<b>Glendorado Township (Benton)</b>			
Minnesota Association of Townships	583	5.5%	32
<b>Total for Entity</b>	<b>\$583</b>		<b>\$32</b>
<b>Glenwood Township (Pope)</b>			
Minnesota Association of Townships	750	5.5%	41
<b>Total for Entity</b>	<b>\$750</b>		<b>\$41</b>
<b>Glyndon Township (Clay)</b>			
Minnesota Association of Townships	427	5.5%	23
<b>Total for Entity</b>	<b>\$427</b>		<b>\$23</b>
<b>Gnesen Township (Saint Louis)</b>			
Minnesota Association of Townships	966	5.5%	53
<b>Total for Entity</b>	<b>\$966</b>		<b>\$53</b>
<b>Godfrey Township (Polk)</b>			
Minnesota Association of Townships	440	5.5%	24
<b>Total for Entity</b>	<b>\$440</b>		<b>\$24</b>
<b>Golden Valley Township (Roseau)</b>			
Minnesota Association of Townships	326	5.5%	18
<b>Total for Entity</b>	<b>\$326</b>		<b>\$18</b>
<b>Good Hope Township (Itasca)</b>			
Minnesota Association of Townships	302	5.5%	17
<b>Total for Entity</b>	<b>\$302</b>		<b>\$17</b>
<b>Good Hope Township (Norman)</b>			
Minnesota Association of Townships	283	5.5%	16
<b>Total for Entity</b>	<b>\$283</b>		<b>\$16</b>

**Table 5**  
**2018 Lobbying Expenditures Paid With Association Dues**  
**Listed by Entity**

Name of Entity (County) Association Name	Total Local Government Dues	Proportion of Dues Used for Lobbying	Total Dues Used for Lobbying
<b>Goodhue County</b>			
Association of Minnesota Counties	18,518	13.0%	2,407
Greater Minnesota Parks and Trails	300	53.4%	160
<b>Total for Entity</b>	<b>\$18,818</b>		<b>\$2,567</b>
<b>Goodhue County Soil and Water Conservation District</b>			
Minnesota Association of Soil and Water Conservation Districts	4,225	4.5%	190
<b>Total for Entity</b>	<b>\$4,225</b>		<b>\$190</b>
<b>Goodhue Township (Goodhue)</b>			
Minnesota Association of Townships	514	5.5%	28
<b>Total for Entity</b>	<b>\$514</b>		<b>\$28</b>
<b>Goodland Township (Itasca)</b>			
Minnesota Association of Townships	487	5.5%	27
<b>Total for Entity</b>	<b>\$487</b>		<b>\$27</b>
<b>Goodridge Township (Pennington)</b>			
Minnesota Association of Townships	294	5.5%	16
<b>Total for Entity</b>	<b>\$294</b>		<b>\$16</b>
<b>Goose Prairie Township (Clay)</b>			
Minnesota Association of Townships	324	5.5%	18
<b>Total for Entity</b>	<b>\$324</b>		<b>\$18</b>
<b>Gordon Township (Todd)</b>			
Minnesota Association of Townships	551	5.5%	30
<b>Total for Entity</b>	<b>\$551</b>		<b>\$30</b>
<b>Gorman Township (Otter Tail)</b>			
Minnesota Association of Townships	490	5.5%	27
<b>Total for Entity</b>	<b>\$490</b>		<b>\$27</b>
<b>Gorton Township (Grant)</b>			
Minnesota Association of Townships	286	5.5%	16
<b>Total for Entity</b>	<b>\$286</b>		<b>\$16</b>
<b>Gould Township (Cass)</b>			
Minnesota Association of Townships	341	5.5%	19
<b>Total for Entity</b>	<b>\$341</b>		<b>\$19</b>



**Table 5**  
**2018 Lobbying Expenditures Paid With Association Dues**  
**Listed by Entity**

Name of Entity (County) Association Name	Total Local Government Dues	Proportion of Dues Used for Lobbying	Total Dues Used for Lobbying
<b>Grace Township (Chippewa)</b>			
Minnesota Association of Townships	300	5.5%	16
<b>Total for Entity</b>	<b>\$300</b>		<b>\$16</b>
<b>Graceville Township (Big Stone)</b>			
Minnesota Association of Townships	327	5.5%	18
<b>Total for Entity</b>	<b>\$327</b>		<b>\$18</b>
<b>Grafton Township (Sibley)</b>			
Minnesota Association of Townships	339	5.5%	19
<b>Total for Entity</b>	<b>\$339</b>		<b>\$19</b>
<b>Graham Lakes Township (Nobles)</b>			
Minnesota Association of Townships	344	5.5%	19
<b>Total for Entity</b>	<b>\$344</b>		<b>\$19</b>
<b>Graham Township (Benton)</b>			
Minnesota Association of Townships	536	5.5%	29
<b>Total for Entity</b>	<b>\$536</b>		<b>\$29</b>
<b>Granby Township (Nicollet)</b>			
Minnesota Association of Townships	344	5.5%	19
<b>Total for Entity</b>	<b>\$344</b>		<b>\$19</b>
<b>Grand Forks Township (Polk)</b>			
Greater Minnesota Partnership	222	55.6%	123
Minnesota Association of Townships	325	5.5%	18
<b>Total for Entity</b>	<b>\$547</b>		<b>\$141</b>
<b>Grand Lake Township (Saint Louis)</b>			
Minnesota Association of Townships	1,278	5.5%	70
<b>Total for Entity</b>	<b>\$1,278</b>		<b>\$70</b>
<b>Grand Meadow Township (Mower)</b>			
Minnesota Association of Townships	433	5.5%	24
<b>Total for Entity</b>	<b>\$433</b>		<b>\$24</b>
<b>Grand Plain Township (Marshall)</b>			
Minnesota Association of Townships	287	5.5%	16
<b>Total for Entity</b>	<b>\$287</b>		<b>\$16</b>

**Table 5**  
**2018 Lobbying Expenditures Paid With Association Dues**  
**Listed by Entity**

Name of Entity (County) Association Name	Total Local Government Dues	Proportion of Dues Used for Lobbying	Total Dues Used for Lobbying
<b>Grand Prairie Township (Nobles)</b>			
Minnesota Association of Townships	335	5.5%	18
<b>Total for Entity</b>	<b>\$335</b>		<b>\$18</b>
<b>Grandview Township (Lyon)</b>			
Minnesota Association of Townships	435	5.5%	24
<b>Total for Entity</b>	<b>\$435</b>		<b>\$24</b>
<b>Grange Township (Pipestone)</b>			
Minnesota Association of Townships	330	5.5%	18
<b>Total for Entity</b>	<b>\$330</b>		<b>\$18</b>
<b>Granite Falls Township (Chippewa)</b>			
Minnesota Association of Townships	349	5.5%	19
<b>Total for Entity</b>	<b>\$349</b>		<b>\$19</b>
<b>Granite Ledge Township (Benton)</b>			
Minnesota Association of Townships	584	5.5%	32
<b>Total for Entity</b>	<b>\$584</b>		<b>\$32</b>
<b>Granite Rock Township (Redwood)</b>			
Minnesota Association of Townships	339	5.5%	19
<b>Total for Entity</b>	<b>\$339</b>		<b>\$19</b>
<b>Granite Township (Morrison)</b>			
Minnesota Association of Townships	495	5.5%	27
<b>Total for Entity</b>	<b>\$495</b>		<b>\$27</b>
<b>Grant County</b>			
Association of Minnesota Counties	6,063	13.0%	788
Minnesota Rural Counties Caucus	2,200	50.0%	1,100
<b>Total for Entity</b>	<b>\$8,263</b>		<b>\$1,888</b>
<b>Grant Soil and Water Conservation District</b>			
Minnesota Association of Soil and Water Conservation Districts	2,520	4.5%	113
<b>Total for Entity</b>	<b>\$2,520</b>		<b>\$113</b>
<b>Grant Valley Township (Beltrami)</b>			
Minnesota Association of Townships	1,082	5.5%	60
<b>Total for Entity</b>	<b>\$1,082</b>		<b>\$60</b>

**Table 5**  
**2018 Lobbying Expenditures Paid With Association Dues**  
**Listed by Entity**

Name of Entity (County) Association Name	Total Local Government Dues	Proportion of Dues Used for Lobbying	Total Dues Used for Lobbying
<b>Granville Township (Kittson)</b>			
Minnesota Association of Townships	296	5.5%	16
<b>Total for Entity</b>	<b>\$296</b>		<b>\$16</b>
<b>Grass Lake Township (Kanabec)</b>			
Minnesota Association of Townships	732	5.5%	40
<b>Total for Entity</b>	<b>\$732</b>		<b>\$40</b>
<b>Grattan Township (Itasca)</b>			
Minnesota Association of Townships	283	5.5%	16
<b>Total for Entity</b>	<b>\$283</b>		<b>\$16</b>
<b>Gray Township (Pipestone)</b>			
Minnesota Association of Townships	338	5.5%	19
<b>Total for Entity</b>	<b>\$338</b>		<b>\$19</b>
<b>Great Bend Township (Cottonwood)</b>			
Minnesota Association of Townships	430	5.5%	24
<b>Total for Entity</b>	<b>\$430</b>		<b>\$24</b>
<b>Great Scott Township (Saint Louis)</b>			
Minnesota Association of Townships	462	5.5%	25
Range Association of Municipalities and Schools	350	72.0%	252
<b>Total for Entity</b>	<b>\$812</b>		<b>\$277</b>
<b>Green Isle Township (Sibley)</b>			
Minnesota Association of Townships	498	5.5%	27
<b>Total for Entity</b>	<b>\$498</b>		<b>\$27</b>
<b>Green Lake Township (Kandiyohi)</b>			
Minnesota Association of Townships	912	5.5%	50
<b>Total for Entity</b>	<b>\$912</b>		<b>\$50</b>
<b>Green Meadow Township (Norman)</b>			
Minnesota Association of Townships	300	5.5%	16
<b>Total for Entity</b>	<b>\$300</b>		<b>\$16</b>
<b>Green Prairie Township (Morrison)</b>			
Minnesota Association of Townships	568	5.5%	31
<b>Total for Entity</b>	<b>\$568</b>		<b>\$31</b>

**Table 5**  
**2018 Lobbying Expenditures Paid With Association Dues**  
**Listed by Entity**

Name of Entity (County) Association Name	Total Local Government Dues	Proportion of Dues Used for Lobbying	Total Dues Used for Lobbying
<b>Green Valley Township (Becker)</b>			
Minnesota Association of Townships	463	5.5%	25
<b>Total for Entity</b>	<b>\$463</b>		<b>\$25</b>
<b>Greenbush Township (Mille Lacs)</b>			
Minnesota Association of Townships	822	5.5%	45
<b>Total for Entity</b>	<b>\$822</b>		<b>\$45</b>
<b>Greenfield Township (Wabasha)</b>			
Minnesota Association of Townships	821	5.5%	45
<b>Total for Entity</b>	<b>\$821</b>		<b>\$45</b>
<b>Greenleaf Township (Meeker)</b>			
Minnesota Association of Townships	551	5.5%	30
<b>Total for Entity</b>	<b>\$551</b>		<b>\$30</b>
<b>Greenvale Township (Dakota)</b>			
Minnesota Association of Townships	603	5.5%	33
<b>Total for Entity</b>	<b>\$603</b>		<b>\$33</b>
<b>Greenway Township (Itasca)</b>			
League of Minnesota Cities	1,016	10.0%	102
Minnesota Association of Townships	612	5.5%	34
<b>Total for Entity</b>	<b>\$1,628</b>		<b>\$136</b>
<b>Greenwood Township (Clearwater)</b>			
Minnesota Association of Townships	297	5.5%	16
<b>Total for Entity</b>	<b>\$297</b>		<b>\$16</b>
<b>Greenwood Township (Saint Louis)</b>			
Minnesota Association of Townships	630	5.5%	35
<b>Total for Entity</b>	<b>\$630</b>		<b>\$35</b>
<b>Gregory Township (Mahnommen)</b>			
Minnesota Association of Townships	291	5.5%	16
<b>Total for Entity</b>	<b>\$291</b>		<b>\$16</b>
<b>Grey Cloud Island Township (Washington)</b>			
Minnesota Association of Townships	436	5.5%	24
<b>Total for Entity</b>	<b>\$436</b>		<b>\$24</b>

**Table 5**  
**2018 Lobbying Expenditures Paid With Association Dues**  
**Listed by Entity**

Name of Entity (County) Association Name	Total Local Government Dues	Proportion of Dues Used for Lobbying	Total Dues Used for Lobbying
<b>Grey Eagle Township (Todd)</b>			
Minnesota Association of Townships	535	5.5%	29
<b>Total for Entity</b>	<b>\$535</b>		<b>\$29</b>
<b>Grimstad Township (Roseau)</b>			
Minnesota Association of Townships	317	5.5%	17
<b>Total for Entity</b>	<b>\$317</b>		<b>\$17</b>
<b>Grove Lake Township (Pope)</b>			
Minnesota Association of Townships	428	5.5%	24
<b>Total for Entity</b>	<b>\$428</b>		<b>\$24</b>
<b>Grove Park-Tilden Township (Polk)</b>			
Minnesota Association of Townships	425	5.5%	23
<b>Total for Entity</b>	<b>\$425</b>		<b>\$23</b>
<b>Grove Township (Stearns)</b>			
Minnesota Association of Townships	497	5.5%	27
<b>Total for Entity</b>	<b>\$497</b>		<b>\$27</b>
<b>Gully Township (Polk)</b>			
Minnesota Association of Townships	309	5.5%	17
<b>Total for Entity</b>	<b>\$309</b>		<b>\$17</b>
<b>Guthrie Township (Hubbard)</b>			
Minnesota Association of Townships	518	5.5%	28
<b>Total for Entity</b>	<b>\$518</b>		<b>\$28</b>
<b>Hagali Township (Beltrami)</b>			
Minnesota Association of Townships	463	5.5%	25
<b>Total for Entity</b>	<b>\$463</b>		<b>\$25</b>
<b>Hagen Township (Clay)</b>			
Minnesota Association of Townships	317	5.5%	17
<b>Total for Entity</b>	<b>\$317</b>		<b>\$17</b>
<b>Halden Township (Saint Louis)</b>			
Minnesota Association of Townships	306	5.5%	17
<b>Total for Entity</b>	<b>\$306</b>		<b>\$17</b>

**Table 5**  
**2018 Lobbying Expenditures Paid With Association Dues**  
**Listed by Entity**

Name of Entity (County) Association Name	Total Local Government Dues	Proportion of Dues Used for Lobbying	Total Dues Used for Lobbying
<b>Hale Township (McLeod)</b>			
Minnesota Association of Townships	632	5.5%	35
<b>Total for Entity</b>	<b>\$632</b>		<b>\$35</b>
<b>Hallock Township (Kittson)</b>			
Minnesota Association of Townships	302	5.5%	17
<b>Total for Entity</b>	<b>\$302</b>		<b>\$17</b>
<b>Halstad Township (Norman)</b>			
Minnesota Association of Townships	301	5.5%	17
<b>Total for Entity</b>	<b>\$301</b>		<b>\$17</b>
<b>Hamden Township (Becker)</b>			
Minnesota Association of Townships	334	5.5%	18
<b>Total for Entity</b>	<b>\$334</b>		<b>\$18</b>
<b>Hamlin Township (Lac qui Parle)</b>			
Minnesota Association of Townships	320	5.5%	18
<b>Total for Entity</b>	<b>\$320</b>		<b>\$18</b>
<b>Hammer Township (Yellow Medicine)</b>			
Minnesota Association of Townships	325	5.5%	18
<b>Total for Entity</b>	<b>\$325</b>		<b>\$18</b>
<b>Hammond Township (Polk)</b>			
Minnesota Association of Townships	285	5.5%	16
<b>Total for Entity</b>	<b>\$285</b>		<b>\$16</b>
<b>Hampden Township (Kittson)</b>			
Minnesota Association of Townships	283	5.5%	16
<b>Total for Entity</b>	<b>\$283</b>		<b>\$16</b>
<b>Hampton Township (Dakota)</b>			
Minnesota Association of Townships	632	5.5%	35
<b>Total for Entity</b>	<b>\$632</b>		<b>\$35</b>
<b>Hamre Township (Beltrami)</b>			
Minnesota Association of Townships	274	5.5%	15
<b>Total for Entity</b>	<b>\$274</b>		<b>\$15</b>

**Table 5**  
**2018 Lobbying Expenditures Paid With Association Dues**  
**Listed by Entity**

Name of Entity (County) Association Name	Total Local Government Dues	Proportion of Dues Used for Lobbying	Total Dues Used for Lobbying
<b>Hancock Township (Carver)</b>			
Minnesota Association of Townships	447	5.5%	25
<b>Total for Entity</b>	<b>\$447</b>		<b>\$25</b>
<b>Hangaard Township (Clearwater)</b>			
Minnesota Association of Townships	272	5.5%	15
<b>Total for Entity</b>	<b>\$272</b>		<b>\$15</b>
<b>Hansonville Township (Lincoln)</b>			
Minnesota Association of Townships	297	5.5%	16
<b>Total for Entity</b>	<b>\$297</b>		<b>\$16</b>
<b>Hantho Township (Lac qui Parle)</b>			
Minnesota Association of Townships	299	5.5%	16
<b>Total for Entity</b>	<b>\$299</b>		<b>\$16</b>
<b>Harmony Township (Fillmore)</b>			
Minnesota Association of Townships	462	5.5%	25
<b>Total for Entity</b>	<b>\$462</b>		<b>\$25</b>
<b>Harris Township (Itasca)</b>			
Minnesota Association of Townships	1,457	5.5%	80
<b>Total for Entity</b>	<b>\$1,457</b>		<b>\$80</b>
<b>Harrison Township (Kandiyohi)</b>			
Minnesota Association of Townships	523	5.5%	29
<b>Total for Entity</b>	<b>\$523</b>		<b>\$29</b>
<b>Hart Lake Township (Hubbard)</b>			
Minnesota Association of Townships	501	5.5%	28
<b>Total for Entity</b>	<b>\$501</b>		<b>\$28</b>
<b>Hart Township (Winona)</b>			
Minnesota Association of Townships	447	5.5%	25
<b>Total for Entity</b>	<b>\$447</b>		<b>\$25</b>
<b>Hartford Township (Todd)</b>			
Minnesota Association of Townships	543	5.5%	30
<b>Total for Entity</b>	<b>\$543</b>		<b>\$30</b>

**Table 5**  
**2018 Lobbying Expenditures Paid With Association Dues**  
**Listed by Entity**

Name of Entity (County) Association Name	Total Local Government Dues	Proportion of Dues Used for Lobbying	Total Dues Used for Lobbying
<b>Hartland Township (Freeborn)</b>			
Minnesota Association of Townships	344	5.5%	19
<b>Total for Entity</b>	<b>\$344</b>		<b>\$19</b>
<b>Harvey Township (Meeker)</b>			
Minnesota Association of Townships	460	5.5%	25
<b>Total for Entity</b>	<b>\$460</b>		<b>\$25</b>
<b>Hassan Valley Township (McLeod)</b>			
Minnesota Association of Townships	550	5.5%	30
<b>Total for Entity</b>	<b>\$550</b>		<b>\$30</b>
<b>Haugen Township (Aitkin)</b>			
Minnesota Association of Townships	327	5.5%	18
<b>Total for Entity</b>	<b>\$327</b>		<b>\$18</b>
<b>Havana Township (Steele)</b>			
Minnesota Association of Townships	519	5.5%	29
<b>Total for Entity</b>	<b>\$519</b>		<b>\$29</b>
<b>Havelock Township (Chippewa)</b>			
Minnesota Association of Townships	325	5.5%	18
<b>Total for Entity</b>	<b>\$325</b>		<b>\$18</b>
<b>Haven Township (Sherburne)</b>			
Minnesota Association of Townships	1,065	5.5%	59
<b>Total for Entity</b>	<b>\$1,065</b>		<b>\$59</b>
<b>Haverhill Township (Olmsted)</b>			
Minnesota Association of Townships	887	5.5%	49
<b>Total for Entity</b>	<b>\$887</b>		<b>\$49</b>
<b>Hawk Creek Township (Renville)</b>			
Minnesota Association of Townships	329	5.5%	18
<b>Total for Entity</b>	<b>\$329</b>		<b>\$18</b>
<b>Hawley Township (Clay)</b>			
Minnesota Association of Townships	499	5.5%	27
<b>Total for Entity</b>	<b>\$499</b>		<b>\$27</b>



**Table 5**  
**2018 Lobbying Expenditures Paid With Association Dues**  
**Listed by Entity**

Name of Entity (County) Association Name	Total Local Government Dues	Proportion of Dues Used for Lobbying	Total Dues Used for Lobbying
<b>Hay Brook Township (Kanabec)</b>			
Minnesota Association of Townships	345	5.5%	19
<b>Total for Entity</b>	<b>\$345</b>		<b>\$19</b>
<b>Hay Creek Township (Goodhue)</b>			
Minnesota Association of Townships	628	5.5%	35
<b>Total for Entity</b>	<b>\$628</b>		<b>\$35</b>
<b>Hayes Township (Swift)</b>			
Minnesota Association of Townships	330	5.5%	18
<b>Total for Entity</b>	<b>\$330</b>		<b>\$18</b>
<b>Hayfield Township (Dodge)</b>			
Minnesota Association of Townships	490	5.5%	27
<b>Total for Entity</b>	<b>\$490</b>		<b>\$27</b>
<b>Hayland Township (Mille Lacs)</b>			
Minnesota Association of Townships	503	5.5%	28
<b>Total for Entity</b>	<b>\$503</b>		<b>\$28</b>
<b>Hayward Township (Freeborn)</b>			
Minnesota Association of Townships	448	5.5%	25
<b>Total for Entity</b>	<b>\$448</b>		<b>\$25</b>
<b>Hazel Run Township (Yellow Medicine)</b>			
Minnesota Association of Townships	330	5.5%	18
<b>Total for Entity</b>	<b>\$330</b>		<b>\$18</b>
<b>Hazelton Township (Aitkin)</b>			
Minnesota Association of Townships	615	5.5%	34
<b>Total for Entity</b>	<b>\$615</b>		<b>\$34</b>
<b>Hazelton Township (Kittson)</b>			
Minnesota Association of Townships	301	5.5%	17
<b>Total for Entity</b>	<b>\$301</b>		<b>\$17</b>
<b>Headwaters Regional Development Commission</b>			
League of Minnesota Cities	1,878	10.0%	188
<b>Total for Entity</b>	<b>\$1,878</b>		<b>\$188</b>

**Table 5**  
**2018 Lobbying Expenditures Paid With Association Dues**  
**Listed by Entity**

Name of Entity (County) Association Name	Total Local Government Dues	Proportion of Dues Used for Lobbying	Total Dues Used for Lobbying
<b>Hector Township (Renville)</b>			
Minnesota Association of Townships	340	5.5%	19
<b>Total for Entity</b>	<b>\$340</b>		<b>\$19</b>
<b>Hegbert Township (Swift)</b>			
Minnesota Association of Townships	298	5.5%	16
<b>Total for Entity</b>	<b>\$298</b>		<b>\$16</b>
<b>Hegne Township (Norman)</b>			
Minnesota Association of Townships	282	5.5%	16
<b>Total for Entity</b>	<b>\$282</b>		<b>\$16</b>
<b>Heier Township (Mahnomon)</b>			
Minnesota Association of Townships	314	5.5%	17
<b>Total for Entity</b>	<b>\$314</b>		<b>\$17</b>
<b>Height of Land Township (Becker)</b>			
Minnesota Association of Townships	560	5.5%	31
<b>Total for Entity</b>	<b>\$560</b>		<b>\$31</b>
<b>Helen Township (McLeod)</b>			
Minnesota Association of Townships	601	5.5%	33
<b>Total for Entity</b>	<b>\$601</b>		<b>\$33</b>
<b>Helena Township (Scott)</b>			
Minnesota Association of Townships	984	5.5%	54
<b>Total for Entity</b>	<b>\$984</b>		<b>\$54</b>
<b>Helga Township (Hubbard)</b>			
Minnesota Association of Townships	878	5.5%	48
<b>Total for Entity</b>	<b>\$878</b>		<b>\$48</b>
<b>Helgeland Township (Polk)</b>			
Minnesota Association of Townships	288	5.5%	16
<b>Total for Entity</b>	<b>\$288</b>		<b>\$16</b>
<b>Henderson Township (Sibley)</b>			
Minnesota Association of Townships	574	5.5%	32
<b>Total for Entity</b>	<b>\$574</b>		<b>\$32</b>

**Table 5**  
**2018 Lobbying Expenditures Paid With Association Dues**  
**Listed by Entity**

Name of Entity (County) Association Name	Total Local Government Dues	Proportion of Dues Used for Lobbying	Total Dues Used for Lobbying
<b>Hendricks Township (Lincoln)</b>			
Minnesota Association of Townships	331	5.5%	18
<b>Total for Entity</b>	<b>\$331</b>		<b>\$18</b>
<b>Hendrickson Township (Hubbard)</b>			
Minnesota Association of Townships	441	5.5%	24
<b>Total for Entity</b>	<b>\$441</b>		<b>\$24</b>
<b>Hendrum Township (Norman)</b>			
Minnesota Association of Townships	297	5.5%	16
<b>Total for Entity</b>	<b>\$297</b>		<b>\$16</b>
<b>Hennepin County</b>			
Association of Minnesota Counties	83,292	13.0%	10,828
Minnesota Association of Soil and Water Conservation Districts	4,690	4.5%	211
<b>Total for Entity</b>	<b>\$87,982</b>		<b>\$11,039</b>
<b>Henning Township (Otter Tail)</b>			
Minnesota Association of Townships	458	5.5%	25
<b>Total for Entity</b>	<b>\$458</b>		<b>\$25</b>
<b>Henrietta Township (Hubbard)</b>			
Minnesota Association of Townships	906	5.5%	50
<b>Total for Entity</b>	<b>\$906</b>		<b>\$50</b>
<b>Henryville Township (Renville)</b>			
Minnesota Association of Townships	327	5.5%	18
<b>Total for Entity</b>	<b>\$327</b>		<b>\$18</b>
<b>Hereim Township (Roseau)</b>			
Minnesota Association of Townships	342	5.5%	19
<b>Total for Entity</b>	<b>\$342</b>		<b>\$19</b>
<b>Heron Lake Township (Jackson)</b>			
Minnesota Association of Townships	430	5.5%	24
<b>Total for Entity</b>	<b>\$430</b>		<b>\$24</b>
<b>Heron Lake Watershed District</b>			
Minnesota Association of Watershed Districts	5,999	37.7%	2,262
<b>Total for Entity</b>	<b>\$5,999</b>		<b>\$2,262</b>

**Table 5**  
**2018 Lobbying Expenditures Paid With Association Dues**  
**Listed by Entity**

Name of Entity (County) Association Name	Total Local Government Dues	Proportion of Dues Used for Lobbying	Total Dues Used for Lobbying
<b>Hersey Township (Nobles)</b>			
Minnesota Association of Townships	337	5.5%	19
<b>Total for Entity</b>	<b>\$337</b>		<b>\$19</b>
<b>Hickory Township (Pennington)</b>			
Minnesota Association of Townships	292	5.5%	16
<b>Total for Entity</b>	<b>\$292</b>		<b>\$16</b>
<b>Higdem Township (Polk)</b>			
Minnesota Association of Townships	295	5.5%	16
<b>Total for Entity</b>	<b>\$295</b>		<b>\$16</b>
<b>High Forest Township (Olmsted)</b>			
Minnesota Association of Townships	733	5.5%	40
<b>Total for Entity</b>	<b>\$733</b>		<b>\$40</b>
<b>High Island Creek Watershed District</b>			
Minnesota Association of Watershed Districts	2,855	37.7%	1,076
<b>Total for Entity</b>	<b>\$2,855</b>		<b>\$1,076</b>
<b>Highland Grove Township (Clay)</b>			
Minnesota Association of Townships	438	5.5%	24
<b>Total for Entity</b>	<b>\$438</b>		<b>\$24</b>
<b>Highland Township (Wabasha)</b>			
Minnesota Association of Townships	479	5.5%	26
<b>Total for Entity</b>	<b>\$479</b>		<b>\$26</b>
<b>Highlanding Township (Pennington)</b>			
Minnesota Association of Townships	331	5.5%	18
<b>Total for Entity</b>	<b>\$331</b>		<b>\$18</b>
<b>Highwater Township (Cottonwood)</b>			
Minnesota Association of Townships	321	5.5%	18
<b>Total for Entity</b>	<b>\$321</b>		<b>\$18</b>
<b>Hill Lake Township (Aitkin)</b>			
Minnesota Association of Townships	475	5.5%	26
<b>Total for Entity</b>	<b>\$475</b>		<b>\$26</b>

**Table 5**  
**2018 Lobbying Expenditures Paid With Association Dues**  
**Listed by Entity**

Name of Entity (County) Association Name	Total Local Government Dues	Proportion of Dues Used for Lobbying	Total Dues Used for Lobbying
<b>Hill River Township (Polk)</b>			
Minnesota Association of Townships	320	5.5%	18
<b>Total for Entity</b>	<b>\$320</b>		<b>\$18</b>
<b>Hill Township (Kittson)</b>			
Minnesota Association of Townships	275	5.5%	15
<b>Total for Entity</b>	<b>\$275</b>		<b>\$15</b>
<b>Hillman Township (Kanabec)</b>			
Minnesota Association of Townships	477	5.5%	26
<b>Total for Entity</b>	<b>\$477</b>		<b>\$26</b>
<b>Hillman Township (Morrison)</b>			
Minnesota Association of Townships	333	5.5%	18
<b>Total for Entity</b>	<b>\$333</b>		<b>\$18</b>
<b>Hillsdale Township (Winona)</b>			
Minnesota Association of Townships	623	5.5%	34
<b>Total for Entity</b>	<b>\$623</b>		<b>\$34</b>
<b>Hinckley Township (Pine)</b>			
Minnesota Association of Townships	587	5.5%	32
<b>Total for Entity</b>	<b>\$587</b>		<b>\$32</b>
<b>Hines Township (Beltrami)</b>			
Minnesota Association of Townships	555	5.5%	31
<b>Total for Entity</b>	<b>\$555</b>		<b>\$31</b>
<b>Hiram Township (Cass)</b>			
Minnesota Association of Townships	440	5.5%	24
<b>Total for Entity</b>	<b>\$440</b>		<b>\$24</b>
<b>Hobart Township (Otter Tail)</b>			
Minnesota Association of Townships	595	5.5%	33
<b>Total for Entity</b>	<b>\$595</b>		<b>\$33</b>
<b>Hodges Township (Stevens)</b>			
Minnesota Association of Townships	435	5.5%	24
<b>Total for Entity</b>	<b>\$435</b>		<b>\$24</b>

**Table 5**  
**2018 Lobbying Expenditures Paid With Association Dues**  
**Listed by Entity**

Name of Entity (County) Association Name	Total Local Government Dues	Proportion of Dues Used for Lobbying	Total Dues Used for Lobbying
<b>Hoff Township (Pope)</b>			
Minnesota Association of Townships	318	5.5%	17
<b>Total for Entity</b>	<b>\$318</b>		<b>\$17</b>
<b>Hokah Township (Houston)</b>			
Minnesota Association of Townships	491	5.5%	27
<b>Total for Entity</b>	<b>\$491</b>		<b>\$27</b>
<b>Holden Township (Goodhue)</b>			
Minnesota Association of Townships	486	5.5%	27
<b>Total for Entity</b>	<b>\$486</b>		<b>\$27</b>
<b>Holding Township (Stearns)</b>			
Minnesota Association of Townships	778	5.5%	43
<b>Total for Entity</b>	<b>\$778</b>		<b>\$43</b>
<b>Holland Township (Kandiyohi)</b>			
Minnesota Association of Townships	447	5.5%	25
<b>Total for Entity</b>	<b>\$447</b>		<b>\$25</b>
<b>Holly Township (Murray)</b>			
Minnesota Association of Townships	306	5.5%	17
<b>Total for Entity</b>	<b>\$306</b>		<b>\$17</b>
<b>Hollywood Township (Carver)</b>			
Minnesota Association of Townships	738	5.5%	41
<b>Total for Entity</b>	<b>\$738</b>		<b>\$41</b>
<b>Holmes City Township (Douglas)</b>			
Minnesota Association of Townships	604	5.5%	33
<b>Total for Entity</b>	<b>\$604</b>		<b>\$33</b>
<b>Holmesville Township (Becker)</b>			
Minnesota Association of Townships	508	5.5%	28
<b>Total for Entity</b>	<b>\$508</b>		<b>\$28</b>
<b>Holst Township (Clearwater)</b>			
Minnesota Association of Townships	462	5.5%	25
<b>Total for Entity</b>	<b>\$462</b>		<b>\$25</b>

**Table 5**  
**2018 Lobbying Expenditures Paid With Association Dues**  
**Listed by Entity**

Name of Entity (County) Association Name	Total Local Government Dues	Proportion of Dues Used for Lobbying	Total Dues Used for Lobbying
<b>Holt Township (Fillmore)</b>			
Minnesota Association of Townships	422	5.5%	23
<b>Total for Entity</b>	<b>\$422</b>		<b>\$23</b>
<b>Holt Township (Marshall)</b>			
Minnesota Association of Townships	309	5.5%	17
<b>Total for Entity</b>	<b>\$309</b>		<b>\$17</b>
<b>Holy Cross Township (Clay)</b>			
Minnesota Association of Townships	313	5.5%	17
<b>Total for Entity</b>	<b>\$313</b>		<b>\$17</b>
<b>Holyoke Township (Carlton)</b>			
Minnesota Association of Townships	327	5.5%	18
<b>Total for Entity</b>	<b>\$327</b>		<b>\$18</b>
<b>Home Brook Township (Cass)</b>			
Minnesota Association of Townships	426	5.5%	23
<b>Total for Entity</b>	<b>\$426</b>		<b>\$23</b>
<b>Home Lake Township (Norman)</b>			
Minnesota Association of Townships	314	5.5%	17
<b>Total for Entity</b>	<b>\$314</b>		<b>\$17</b>
<b>Home Township (Brown)</b>			
Minnesota Association of Townships	500	5.5%	28
<b>Total for Entity</b>	<b>\$500</b>		<b>\$28</b>
<b>Homer Township (Winona)</b>			
Minnesota Association of Townships	835	5.5%	46
<b>Total for Entity</b>	<b>\$835</b>		<b>\$46</b>
<b>Homestead Township (Otter Tail)</b>			
Minnesota Association of Townships	455	5.5%	25
<b>Total for Entity</b>	<b>\$455</b>		<b>\$25</b>
<b>Honner Township (Redwood)</b>			
Minnesota Association of Townships	295	5.5%	16
<b>Total for Entity</b>	<b>\$295</b>		<b>\$16</b>

**Table 5**  
**2018 Lobbying Expenditures Paid With Association Dues**  
**Listed by Entity**

Name of Entity (County) Association Name	Total Local Government Dues	Proportion of Dues Used for Lobbying	Total Dues Used for Lobbying
<b>Hope Township (Lincoln)</b>			
Minnesota Association of Townships	427	5.5%	23
<b>Total for Entity</b>	<b>\$427</b>		<b>\$23</b>
<b>Hornet Township (Beltrami)</b>			
Minnesota Association of Townships	344	5.5%	19
<b>Total for Entity</b>	<b>\$344</b>		<b>\$19</b>
<b>Horton Township (Stevens)</b>			
Minnesota Association of Townships	324	5.5%	18
<b>Total for Entity</b>	<b>\$324</b>		<b>\$18</b>
<b>Houston County</b>			
Association of Minnesota Counties	10,111	13.0%	1,314
<b>Total for Entity</b>	<b>\$10,111</b>		<b>\$1,314</b>
<b>Houston Township (Houston)</b>			
Minnesota Association of Townships	456	5.5%	25
<b>Total for Entity</b>	<b>\$456</b>		<b>\$25</b>
<b>Hubbard County</b>			
Association of Minnesota Counties	11,330	13.0%	1,473
<b>Total for Entity</b>	<b>\$11,330</b>		<b>\$1,473</b>
<b>Hubbard County Soil and Water Conservation District</b>			
Minnesota Association of Soil and Water Conservation Districts	3,241	4.5%	146
<b>Total for Entity</b>	<b>\$3,241</b>		<b>\$146</b>
<b>Hubbard Township (Hubbard)</b>			
Minnesota Association of Townships	590	5.5%	32
<b>Total for Entity</b>	<b>\$590</b>		<b>\$32</b>
<b>Hubbard Township (Polk)</b>			
Minnesota Association of Townships	293	5.5%	16
<b>Total for Entity</b>	<b>\$293</b>		<b>\$16</b>
<b>Hudson Township (Douglas)</b>			
Minnesota Association of Townships	631	5.5%	35
<b>Total for Entity</b>	<b>\$631</b>		<b>\$35</b>



**Table 5**  
**2018 Lobbying Expenditures Paid With Association Dues**  
**Listed by Entity**

Name of Entity (County) Association Name	Total Local Government Dues	Proportion of Dues Used for Lobbying	Total Dues Used for Lobbying
<b>Humboldt Township (Clay)</b>			
Minnesota Association of Townships	430	5.5%	24
<b>Total for Entity</b>	<b>\$430</b>		<b>\$24</b>
<b>Hunter Township (Jackson)</b>			
Minnesota Association of Townships	333	5.5%	18
<b>Total for Entity</b>	<b>\$333</b>		<b>\$18</b>
<b>Huntersville Township (Wadena)</b>			
Minnesota Association of Townships	307	5.5%	17
<b>Total for Entity</b>	<b>\$307</b>		<b>\$17</b>
<b>Huntly Township (Marshall)</b>			
Minnesota Association of Townships	299	5.5%	16
<b>Total for Entity</b>	<b>\$299</b>		<b>\$16</b>
<b>Huntsville Township (Polk)</b>			
Minnesota Association of Townships	487	5.5%	27
<b>Total for Entity</b>	<b>\$487</b>		<b>\$27</b>
<b>Huss Township (Roseau)</b>			
Minnesota Association of Townships	308	5.5%	17
<b>Total for Entity</b>	<b>\$308</b>		<b>\$17</b>
<b>Hutchinson Township (McLeod)</b>			
Minnesota Association of Townships	795	5.5%	44
<b>Total for Entity</b>	<b>\$795</b>		<b>\$44</b>
<b>Hyde Park Township (Wabasha)</b>			
Minnesota Association of Townships	423	5.5%	23
<b>Total for Entity</b>	<b>\$423</b>		<b>\$23</b>
<b>I.S.D. # 1 - Aitkin</b>			
Minnesota Rural Education Association	2,358	42.6%	1,005
Minnesota School Boards Association	4,670	22.5%	1,051
Range Association of Municipalities and Schools	1,250	72.0%	900
<b>Total for Entity</b>	<b>\$8,278</b>		<b>\$2,956</b>

**Table 5**  
**2018 Lobbying Expenditures Paid With Association Dues**  
**Listed by Entity**

Name of Entity (County) Association Name	Total Local Government Dues	Proportion of Dues Used for Lobbying	Total Dues Used for Lobbying
<b>I.S.D. # 100 - Wrenshall</b>			
Minnesota Rural Education Association	1,473	42.6%	627
Minnesota School Boards Association	2,827	22.5%	636
<b>Total for Entity</b>	<b>\$4,300</b>		<b>\$1,263</b>
<b>I.S.D. # 1000 - Perpich Center for Arts Education</b>			
Minnesota Rural Education Association	600	42.6%	256
<b>Total for Entity</b>	<b>\$600</b>		<b>\$256</b>
<b>I.S.D. # 108 - Norwood</b>			
Minnesota School Boards Association	4,347	22.5%	978
<b>Total for Entity</b>	<b>\$4,347</b>		<b>\$978</b>
<b>I.S.D. # 11 - Anoka-Hennepin</b>			
Association of Metropolitan School Districts, Inc.	11,600	73.2%	8,491
Minnesota School Boards Association	17,064	22.5%	3,839
Schools for Equity in Education	20,282	78.2%	15,861
<b>Total for Entity</b>	<b>\$48,946</b>		<b>\$28,191</b>
<b>I.S.D. # 110 - Waconia</b>			
Minnesota School Boards Association	8,796	22.5%	1,979
Schools for Equity in Education	5,551	78.2%	4,341
<b>Total for Entity</b>	<b>\$14,347</b>		<b>\$6,320</b>
<b>I.S.D. # 111 - Watertown-Mayer</b>			
Minnesota Rural Education Association	2,500	42.6%	1,065
Minnesota School Boards Association	5,640	22.5%	1,269
<b>Total for Entity</b>	<b>\$8,140</b>		<b>\$2,334</b>
<b>I.S.D. # 112 - Eastern Carver County</b>			
Association of Metropolitan School Districts, Inc.	11,479	73.2%	8,403
Minnesota School Boards Association	13,972	22.5%	3,144
<b>Total for Entity</b>	<b>\$25,451</b>		<b>\$11,547</b>
<b>I.S.D. # 113 - Walker-Hackensack-Akeley</b>			
Minnesota Rural Education Association	1,885	42.6%	803
Minnesota School Boards Association	3,757	22.5%	845
<b>Total for Entity</b>	<b>\$5,642</b>		<b>\$1,648</b>

**Table 5**  
**2018 Lobbying Expenditures Paid With Association Dues**  
**Listed by Entity**

Name of Entity (County) Association Name	Total Local Government Dues	Proportion of Dues Used for Lobbying	Total Dues Used for Lobbying
<b>I.S.D. # 115 - Cass Lake-Bena Schools</b>			
Minnesota Rural Education Association	2,259	42.6%	962
Minnesota School Boards Association	4,673	22.5%	1,051
<b>Total for Entity</b>	<b>\$6,932</b>		<b>\$2,013</b>
<b>I.S.D. # 116 - Pillager</b>			
Minnesota Rural Education Association	2,263	42.6%	964
Minnesota School Boards Association	4,428	22.5%	996
<b>Total for Entity</b>	<b>\$6,691</b>		<b>\$1,960</b>
<b>I.S.D. # 118 - Northland Community Schools</b>			
Minnesota Rural Education Association	1,452	42.6%	619
Minnesota School Boards Association	2,780	22.5%	626
<b>Total for Entity</b>	<b>\$4,232</b>		<b>\$1,245</b>
<b>I.S.D. # 12 - Centennial</b>			
Minnesota School Boards Association	11,751	22.5%	2,644
Schools for Equity in Education	8,396	78.2%	6,566
<b>Total for Entity</b>	<b>\$20,147</b>		<b>\$9,210</b>
<b>I.S.D. # 129 - Montevideo</b>			
Minnesota Rural Education Association	2,500	42.6%	1,065
Minnesota School Boards Association	5,513	22.5%	1,240
<b>Total for Entity</b>	<b>\$8,013</b>		<b>\$2,305</b>
<b>I.S.D. # 13 - Columbia Heights</b>			
Association of Metropolitan School Districts, Inc.	8,484	73.2%	6,210
Minnesota School Boards Association	8,226	22.5%	1,851
<b>Total for Entity</b>	<b>\$16,710</b>		<b>\$8,061</b>
<b>I.S.D. # 138 - North Branch</b>			
Minnesota School Boards Association	7,730	22.5%	1,739
Schools for Equity in Education	4,082	78.2%	3,192
<b>Total for Entity</b>	<b>\$11,812</b>		<b>\$4,931</b>

**Table 5**  
**2018 Lobbying Expenditures Paid With Association Dues**  
**Listed by Entity**

Name of Entity (County) Association Name	Total Local Government Dues	Proportion of Dues Used for Lobbying	Total Dues Used for Lobbying
<b>I.S.D. # 139 - Rush City</b>			
Minnesota School Boards Association	4,057	22.5%	913
Schools for Equity in Education	2,159	78.2%	1,688
<b>Total for Entity</b>	<b>\$6,216</b>		<b>\$2,601</b>
<b>I.S.D. # 14 - Fridley</b>			
Association of Metropolitan School Districts, Inc.	7,844	73.2%	5,742
Minnesota School Boards Association	7,908	22.5%	1,779
Schools for Equity in Education	4,332	78.2%	3,388
<b>Total for Entity</b>	<b>\$20,084</b>		<b>\$10,909</b>
<b>I.S.D. # 146 - Barnesville</b>			
Minnesota Rural Education Association	2,089	42.6%	890
Minnesota School Boards Association	4,008	22.5%	902
<b>Total for Entity</b>	<b>\$6,097</b>		<b>\$1,792</b>
<b>I.S.D. # 15 - Saint Francis</b>			
Minnesota School Boards Association	9,452	22.5%	2,127
Schools for Equity in Education	5,772	78.2%	4,514
<b>Total for Entity</b>	<b>\$15,224</b>		<b>\$6,641</b>
<b>I.S.D. # 150 - Hawley</b>			
Minnesota Rural Education Association	2,095	42.6%	892
Minnesota School Boards Association	4,314	22.5%	971
<b>Total for Entity</b>	<b>\$6,409</b>		<b>\$1,863</b>
<b>I.S.D. # 152 - Moorhead</b>			
Minnesota Rural Education Association	2,500	42.6%	1,065
Minnesota School Boards Association	11,788	22.5%	2,652
<b>Total for Entity</b>	<b>\$14,288</b>		<b>\$3,717</b>
<b>I.S.D. # 16 - Spring Lake Park</b>			
Association of Metropolitan School Districts, Inc.	9,280	73.2%	6,793
Minnesota School Boards Association	10,879	22.5%	2,448
<b>Total for Entity</b>	<b>\$20,159</b>		<b>\$9,241</b>

**Table 5**  
**2018 Lobbying Expenditures Paid With Association Dues**  
**Listed by Entity**

Name of Entity (County) Association Name	Total Local Government Dues	Proportion of Dues Used for Lobbying	Total Dues Used for Lobbying
<b>I.S.D. # 160 - Minnesota State Academies</b>			
Minnesota Rural Education Association	600	42.6%	256
<b>Total for Entity</b>	<b>\$600</b>		<b>\$256</b>
<b>I.S.D. # 162 - Bagley</b>			
Minnesota Rural Education Association	2,189	42.6%	933
Minnesota School Boards Association	4,400	22.5%	990
<b>Total for Entity</b>	<b>\$6,589</b>		<b>\$1,923</b>
<b>I.S.D. # 166 - Cook County</b>			
Minnesota Rural Education Association	1,324	42.6%	564
Minnesota School Boards Association	3,131	22.5%	704
Range Association of Municipalities and Schools	1,250	72.0%	900
<b>Total for Entity</b>	<b>\$5,705</b>		<b>\$2,168</b>
<b>I.S.D. # 173 - Mountain Lake</b>			
Minnesota Rural Education Association	1,626	42.6%	693
Minnesota School Boards Association	3,187	22.5%	717
<b>Total for Entity</b>	<b>\$4,813</b>		<b>\$1,410</b>
<b>I.S.D. # 177 - Windom</b>			
Minnesota Rural Education Association	2,271	42.6%	967
Minnesota School Boards Association	4,458	22.5%	1,003
<b>Total for Entity</b>	<b>\$6,729</b>		<b>\$1,970</b>
<b>I.S.D. # 181 - Brainerd</b>			
Minnesota Rural Education Association	2,500	42.6%	1,065
Minnesota School Boards Association	11,776	22.5%	2,650
<b>Total for Entity</b>	<b>\$14,276</b>		<b>\$3,715</b>
<b>I.S.D. # 182 - Crosby-Ironton</b>			
Minnesota Rural Education Association	2,216	42.6%	944
Minnesota School Boards Association	4,431	22.5%	997
Range Association of Municipalities and Schools	1,250	72.0%	900
<b>Total for Entity</b>	<b>\$7,897</b>		<b>\$2,841</b>

**Table 5**  
**2018 Lobbying Expenditures Paid With Association Dues**  
**Listed by Entity**

Name of Entity (County) Association Name	Total Local Government Dues	Proportion of Dues Used for Lobbying	Total Dues Used for Lobbying
<b>I.S.D. # 186 - Pequot Lakes</b>			
Minnesota Rural Education Association	2,500	42.6%	1,065
Minnesota School Boards Association	5,769	22.5%	1,298
<b>Total for Entity</b>	<b>\$8,269</b>		<b>\$2,363</b>
<b>I.S.D. # 191 - Burnsville</b>			
Association of Metropolitan School Districts, Inc.	11,473	73.2%	8,398
Minnesota School Boards Association	13,675	22.5%	3,077
<b>Total for Entity</b>	<b>\$25,148</b>		<b>\$11,475</b>
<b>I.S.D. # 192 - Farmington</b>			
Association of Metropolitan School Districts, Inc.	10,094	73.2%	7,389
Minnesota School Boards Association	12,241	22.5%	2,754
<b>Total for Entity</b>	<b>\$22,335</b>		<b>\$10,143</b>
<b>I.S.D. # 194 - Lakeville</b>			
Association of Metropolitan School Districts, Inc.	11,527	73.2%	8,438
Minnesota School Boards Association	14,450	22.5%	3,251
<b>Total for Entity</b>	<b>\$25,977</b>		<b>\$11,689</b>
<b>I.S.D. # 195 - Randolph</b>			
Minnesota School Boards Association	3,578	22.5%	805
<b>Total for Entity</b>	<b>\$3,578</b>		<b>\$805</b>
<b>I.S.D. # 196 - Rosemount-Apple Valley-Eagan</b>			
Association of Metropolitan School Districts, Inc.	11,600	73.2%	8,491
Minnesota School Boards Association	17,064	22.5%	3,839
Schools for Equity in Education	18,054	78.2%	14,118
<b>Total for Entity</b>	<b>\$46,718</b>		<b>\$26,448</b>
<b>I.S.D. # 197 - West Saint Paul-Mendota Heights-Eagan</b>			
Association of Metropolitan School Districts, Inc.	9,022	73.2%	6,604
Minnesota School Boards Association	9,952	22.5%	2,239
<b>Total for Entity</b>	<b>\$18,974</b>		<b>\$8,843</b>

**Table 5**  
**2018 Lobbying Expenditures Paid With Association Dues**  
**Listed by Entity**

Name of Entity (County) Association Name	Total Local Government Dues	Proportion of Dues Used for Lobbying	Total Dues Used for Lobbying
<b>I.S.D. # 199 - Inver Grove Heights Schools</b>			
Association of Metropolitan School Districts, Inc.	8,594	73.2%	6,291
Minnesota School Boards Association	8,500	22.5%	1,912
<b>Total for Entity</b>	<b>\$17,094</b>		<b>\$8,203</b>
<b>I.S.D. # 1S - Minneapolis</b>			
Association of Metropolitan School Districts, Inc.	11,600	73.2%	8,491
Minnesota School Boards Association	17,064	22.5%	3,839
<b>Total for Entity</b>	<b>\$28,664</b>		<b>\$12,330</b>
<b>I.S.D. # 2 - Hill City</b>			
Minnesota Rural Education Association	1,384	42.6%	590
Minnesota School Boards Association	2,640	22.5%	594
<b>Total for Entity</b>	<b>\$4,024</b>		<b>\$1,184</b>
<b>I.S.D. # 200 - Hastings</b>			
Minnesota School Boards Association	9,357	22.5%	2,105
Schools for Equity in Education	5,639	78.2%	4,410
<b>Total for Entity</b>	<b>\$14,996</b>		<b>\$6,515</b>
<b>I.S.D. # 203 - Hayfield</b>			
Minnesota Rural Education Association	927	42.6%	395
Minnesota School Boards Association	3,674	22.5%	827
<b>Total for Entity</b>	<b>\$4,601</b>		<b>\$1,222</b>
<b>I.S.D. # 204 - Kasson-Mantorville</b>			
Minnesota Rural Education Association	2,500	42.6%	1,065
Minnesota School Boards Association	6,534	22.5%	1,470
Schools for Equity in Education	3,186	78.2%	2,491
<b>Total for Entity</b>	<b>\$12,220</b>		<b>\$5,026</b>
<b>I.S.D. # 206 - Alexandria</b>			
Minnesota Rural Education Association	2,500	42.6%	1,065
Minnesota School Boards Association	8,998	22.5%	2,025
<b>Total for Entity</b>	<b>\$11,498</b>		<b>\$3,090</b>

**Table 5**  
**2018 Lobbying Expenditures Paid With Association Dues**  
**Listed by Entity**

Name of Entity (County) Association Name	Total Local Government Dues	Proportion of Dues Used for Lobbying	Total Dues Used for Lobbying
<b>I.S.D. # 2071 - Lake Crystal-Wellcome Memorial</b>			
Minnesota Rural Education Association	2,084	42.6%	888
Minnesota School Boards Association	4,103	22.5%	923
<b>Total for Entity</b>	<b>\$6,187</b>		<b>\$1,811</b>
<b>I.S.D. # 2125 - Triton</b>			
Minnesota Rural Education Association	2,416	42.6%	1,029
Minnesota School Boards Association	4,653	22.5%	1,047
<b>Total for Entity</b>	<b>\$7,069</b>		<b>\$2,076</b>
<b>I.S.D. # 213 - Osakis</b>			
Minnesota Rural Education Association	1,992	42.6%	849
Minnesota School Boards Association	3,959	22.5%	891
<b>Total for Entity</b>	<b>\$5,951</b>		<b>\$1,740</b>
<b>I.S.D. # 2134 - United South Central</b>			
Minnesota Rural Education Association	1,853	42.6%	789
Minnesota School Boards Association	3,699	22.5%	832
<b>Total for Entity</b>	<b>\$5,552</b>		<b>\$1,621</b>
<b>I.S.D. # 2135 - Maple River</b>			
Minnesota Rural Education Association	2,136	42.6%	910
Minnesota School Boards Association	4,238	22.5%	954
<b>Total for Entity</b>	<b>\$6,374</b>		<b>\$1,864</b>
<b>I.S.D. # 2137 - Kingsland</b>			
Minnesota Rural Education Association	1,774	42.6%	756
Minnesota School Boards Association	3,416	22.5%	769
<b>Total for Entity</b>	<b>\$5,190</b>		<b>\$1,525</b>
<b>I.S.D. # 2142 - Saint Louis County</b>			
Minnesota Rural Education Association	2,500	42.6%	1,065
Minnesota School Boards Association	6,157	22.5%	1,385
Range Association of Municipalities and Schools	1,750	72.0%	1,260
<b>Total for Entity</b>	<b>\$10,407</b>		<b>\$3,710</b>



**Table 5**  
**2018 Lobbying Expenditures Paid With Association Dues**  
**Listed by Entity**

Name of Entity (County) Association Name	Total Local Government Dues	Proportion of Dues Used for Lobbying	Total Dues Used for Lobbying
<b>I.S.D. # 2143 - Waterville-Elysian-Morristown</b>			
Minnesota Rural Education Association	1,983	42.6%	845
Minnesota School Boards Association	3,853	22.5%	867
<b>Total for Entity</b>	<b>\$5,836</b>		<b>\$1,712</b>
<b>I.S.D. # 2144 - Chisago Lakes</b>			
Minnesota School Boards Association	8,217	22.5%	1,849
Schools for Equity in Education	4,731	78.2%	3,700
<b>Total for Entity</b>	<b>\$12,948</b>		<b>\$5,549</b>
<b>I.S.D. # 2149 - Minnewaska</b>			
Minnesota Rural Education Association	2,399	42.6%	1,022
Minnesota School Boards Association	4,670	22.5%	1,051
<b>Total for Entity</b>	<b>\$7,069</b>		<b>\$2,073</b>
<b>I.S.D. # 2154 - Eveleth-Gilbert</b>			
Minnesota Rural Education Association	2,133	42.6%	909
Minnesota School Boards Association	4,217	22.5%	949
Range Association of Municipalities and Schools	1,250	72.0%	900
<b>Total for Entity</b>	<b>\$7,600</b>		<b>\$2,758</b>
<b>I.S.D. # 2155 - Wadena-Deer Creek</b>			
Minnesota Rural Education Association	2,218	42.6%	945
Minnesota School Boards Association	4,359	22.5%	981
<b>Total for Entity</b>	<b>\$6,577</b>		<b>\$1,926</b>
<b>I.S.D. # 2159 - Buffalo Lake-Hector</b>			
Minnesota Rural Education Association	1,705	42.6%	726
Minnesota School Boards Association	3,297	22.5%	742
<b>Total for Entity</b>	<b>\$5,002</b>		<b>\$1,468</b>
<b>I.S.D. # 2164 - Dilworth-Glyndon-Felton</b>			
Minnesota Rural Education Association	2,500	42.6%	1,065
Minnesota School Boards Association	5,726	22.5%	1,288
<b>Total for Entity</b>	<b>\$8,226</b>		<b>\$2,353</b>

**Table 5**  
**2018 Lobbying Expenditures Paid With Association Dues**  
**Listed by Entity**

Name of Entity (County) Association Name	Total Local Government Dues	Proportion of Dues Used for Lobbying	Total Dues Used for Lobbying
<b>I.S.D. # 2165 - Hinckley-Finlayson</b>			
Minnesota School Boards Association	4,202	22.5%	945
Schools for Equity in Education	2,223	78.2%	1,738
<b>Total for Entity</b>	<b>\$6,425</b>		<b>\$2,683</b>
<b>I.S.D. # 2167 - Lakeview</b>			
Minnesota Rural Education Association	1,801	42.6%	767
Minnesota School Boards Association	3,563	22.5%	802
<b>Total for Entity</b>	<b>\$5,364</b>		<b>\$1,569</b>
<b>I.S.D. # 2168 - N.R.H.E.G.</b>			
Minnesota Rural Education Association	2,117	42.6%	902
Minnesota School Boards Association	4,157	22.5%	935
<b>Total for Entity</b>	<b>\$6,274</b>		<b>\$1,837</b>
<b>I.S.D. # 2169 - Murray County Central</b>			
Minnesota Rural Education Association	1,893	42.6%	806
Minnesota School Boards Association	3,756	22.5%	845
<b>Total for Entity</b>	<b>\$5,649</b>		<b>\$1,651</b>
<b>I.S.D. # 2170 - Staples-Motley</b>			
Minnesota Rural Education Association	2,339	42.6%	996
Minnesota School Boards Association	4,620	22.5%	1,040
<b>Total for Entity</b>	<b>\$6,959</b>		<b>\$2,036</b>
<b>I.S.D. # 2171 - Kittson Central</b>			
Minnesota Rural Education Association	1,371	42.6%	584
Minnesota School Boards Association	2,611	22.5%	587
<b>Total for Entity</b>	<b>\$3,982</b>		<b>\$1,171</b>
<b>I.S.D. # 2172 - Kenyon-Wanamingo</b>			
Minnesota Rural Education Association	1,965	42.6%	837
Minnesota School Boards Association	3,980	22.5%	896
<b>Total for Entity</b>	<b>\$5,945</b>		<b>\$1,733</b>

**Table 5**  
**2018 Lobbying Expenditures Paid With Association Dues**  
**Listed by Entity**

Name of Entity (County) Association Name	Total Local Government Dues	Proportion of Dues Used for Lobbying	Total Dues Used for Lobbying
<b>I.S.D. # 2174 - Pine River-Backus</b>			
Minnesota Rural Education Association	2,160	42.6%	920
Minnesota School Boards Association	4,177	22.5%	940
<b>Total for Entity</b>	<b>\$6,337</b>		<b>\$1,860</b>
<b>I.S.D. # 2176 - Warren-Alvarado-Oslo</b>			
Minnesota Rural Education Association	1,600	42.6%	682
Minnesota School Boards Association	3,095	22.5%	696
<b>Total for Entity</b>	<b>\$4,695</b>		<b>\$1,378</b>
<b>I.S.D. # 2180 - M.A.C.C.R.A.Y.</b>			
Minnesota Rural Education Association	1,830	42.6%	780
Minnesota School Boards Association	3,669	22.5%	826
<b>Total for Entity</b>	<b>\$5,499</b>		<b>\$1,606</b>
<b>I.S.D. # 2184 - Luverne</b>			
Minnesota Rural Education Association	2,457	42.6%	1,047
Minnesota School Boards Association	4,818	22.5%	1,084
<b>Total for Entity</b>	<b>\$7,275</b>		<b>\$2,131</b>
<b>I.S.D. # 2190 - Yellow Medicine East</b>			
Minnesota Rural Education Association	1,903	42.6%	811
Minnesota School Boards Association	3,779	22.5%	850
<b>Total for Entity</b>	<b>\$5,682</b>		<b>\$1,661</b>
<b>I.S.D. # 2198 - Fillmore Central</b>			
Minnesota Rural Education Association	1,782	42.6%	759
Minnesota School Boards Association	3,506	22.5%	789
<b>Total for Entity</b>	<b>\$5,288</b>		<b>\$1,548</b>
<b>I.S.D. # 22 - Detroit Lakes</b>			
Minnesota Rural Education Association	2,500	42.6%	1,065
Minnesota School Boards Association	7,795	22.5%	1,754
<b>Total for Entity</b>	<b>\$10,295</b>		<b>\$2,819</b>

**Table 5**  
**2018 Lobbying Expenditures Paid With Association Dues**  
**Listed by Entity**

Name of Entity (County) Association Name	Total Local Government Dues	Proportion of Dues Used for Lobbying	Total Dues Used for Lobbying
<b>I.S.D. # 2215 - Norman County East</b>			
Minnesota Rural Education Association	1,410	42.6%	601
Minnesota School Boards Association	2,666	22.5%	600
<b>Total for Entity</b>	<b>\$4,076</b>		<b>\$1,201</b>
<b>I.S.D. # 227 - Chatfield</b>			
Minnesota Rural Education Association	2,084	42.6%	888
Minnesota School Boards Association	4,130	22.5%	929
<b>Total for Entity</b>	<b>\$6,214</b>		<b>\$1,817</b>
<b>I.S.D. # 229 - Lanesboro</b>			
Minnesota Rural Education Association	1,433	42.6%	610
Minnesota School Boards Association	2,850	22.5%	641
<b>Total for Entity</b>	<b>\$4,283</b>		<b>\$1,251</b>
<b>I.S.D. # 23 - Frazee-Vergas</b>			
Minnesota Rural Education Association	2,067	42.6%	881
Minnesota School Boards Association	4,097	22.5%	922
<b>Total for Entity</b>	<b>\$6,164</b>		<b>\$1,803</b>
<b>I.S.D. # 2310 - Sibley East</b>			
Minnesota Rural Education Association	2,400	42.6%	1,022
Minnesota School Boards Association	4,665	22.5%	1,050
<b>Total for Entity</b>	<b>\$7,065</b>		<b>\$2,072</b>
<b>I.S.D. # 2311 - Clearbrook-Gonvick</b>			
Minnesota Rural Education Association	1,566	42.6%	667
Minnesota School Boards Association	3,035	22.5%	683
<b>Total for Entity</b>	<b>\$4,601</b>		<b>\$1,350</b>
<b>I.S.D. # 2342 - West Central Area</b>			
Minnesota Rural Education Association	1,880	42.6%	801
Minnesota School Boards Association	3,733	22.5%	840
<b>Total for Entity</b>	<b>\$5,613</b>		<b>\$1,641</b>

**Table 5**  
**2018 Lobbying Expenditures Paid With Association Dues**  
**Listed by Entity**

Name of Entity (County) Association Name	Total Local Government Dues	Proportion of Dues Used for Lobbying	Total Dues Used for Lobbying
<b>I.S.D. # 2358 - Tri-County</b>			
Minnesota Rural Education Association	1,308	42.6%	557
Minnesota School Boards Association	2,435	22.5%	548
<b>Total for Entity</b>	<b>\$3,743</b>		<b>\$1,105</b>
<b>I.S.D. # 2364 - Belgrade-Brooten-Elrosa</b>			
Minnesota Rural Education Association	1,760	42.6%	750
Minnesota School Boards Association	3,482	22.5%	783
<b>Total for Entity</b>	<b>\$5,242</b>		<b>\$1,533</b>
<b>I.S.D. # 2365 - G.F.W.</b>			
Minnesota Rural Education Association	1,952	42.6%	832
Minnesota School Boards Association	3,755	22.5%	845
<b>Total for Entity</b>	<b>\$5,707</b>		<b>\$1,677</b>
<b>I.S.D. # 238 - Mabel-Canton</b>			
Minnesota School Boards Association	2,593	22.5%	583
<b>Total for Entity</b>	<b>\$2,593</b>		<b>\$583</b>
<b>I.S.D. # 239 - Rushford-Peterson</b>			
Minnesota Rural Education Association	1,795	42.6%	765
Minnesota School Boards Association	3,592	22.5%	808
<b>Total for Entity</b>	<b>\$5,387</b>		<b>\$1,573</b>
<b>I.S.D. # 2396 - A.C.G.C.</b>			
Minnesota Rural Education Association	925	42.6%	394
Minnesota School Boards Association	3,958	22.5%	891
<b>Total for Entity</b>	<b>\$4,883</b>		<b>\$1,285</b>
<b>I.S.D. # 2397 - Le Sueur-Henderson</b>			
Minnesota Rural Education Association	2,197	42.6%	936
Minnesota School Boards Association	4,363	22.5%	982
<b>Total for Entity</b>	<b>\$6,560</b>		<b>\$1,918</b>

**Table 5**  
**2018 Lobbying Expenditures Paid With Association Dues**  
**Listed by Entity**

Name of Entity (County) Association Name	Total Local Government Dues	Proportion of Dues Used for Lobbying	Total Dues Used for Lobbying
<b>I.S.D. # 241 - Albert Lea</b>			
Minnesota Rural Education Association	2,500	42.6%	1,065
Minnesota School Boards Association	8,288	22.5%	1,865
Schools for Equity in Education	4,731	78.2%	3,700
<b>Total for Entity</b>	<b>\$15,519</b>		<b>\$6,630</b>
<b>I.S.D. # 242 - Alden-Conger</b>			
Minnesota Rural Education Association	1,638	42.6%	698
Minnesota School Boards Association	3,186	22.5%	717
<b>Total for Entity</b>	<b>\$4,824</b>		<b>\$1,415</b>
<b>I.S.D. # 2448 - Martin County West</b>			
Minnesota Rural Education Association	1,902	42.6%	810
Minnesota School Boards Association	3,782	22.5%	851
<b>Total for Entity</b>	<b>\$5,684</b>		<b>\$1,661</b>
<b>I.S.D. # 25 - Pine Point</b>			
Minnesota Rural Education Association	1,171	42.6%	499
Minnesota School Boards Association	2,102	22.5%	473
<b>Total for Entity</b>	<b>\$3,273</b>		<b>\$972</b>
<b>I.S.D. # 252 - Cannon Falls</b>			
Minnesota School Boards Association	4,613	22.5%	1,038
Schools for Equity in Education	2,265	78.2%	1,771
<b>Total for Entity</b>	<b>\$6,878</b>		<b>\$2,809</b>
<b>I.S.D. # 2527 - Norman County West</b>			
Minnesota Rural Education Association	1,083	42.6%	461
Minnesota School Boards Association	2,616	22.5%	589
<b>Total for Entity</b>	<b>\$3,699</b>		<b>\$1,050</b>
<b>I.S.D. # 253 - Goodhue</b>			
Minnesota Rural Education Association	1,797	42.6%	766
Minnesota School Boards Association	3,597	22.5%	809
<b>Total for Entity</b>	<b>\$5,394</b>		<b>\$1,575</b>

**Table 5**  
**2018 Lobbying Expenditures Paid With Association Dues**  
**Listed by Entity**

Name of Entity (County) Association Name	Total Local Government Dues	Proportion of Dues Used for Lobbying	Total Dues Used for Lobbying
<b>I.S.D. # 2534 - Bird Island-Olivia-Lake Lillian</b>			
Minnesota Rural Education Association	1,854	42.6%	790
Minnesota School Boards Association	3,646	22.5%	820
<b>Total for Entity</b>	<b>\$5,500</b>		<b>\$1,610</b>
<b>I.S.D. # 2536 - Granada Huntley-East Chain</b>			
Minnesota Rural Education Association	1,369	42.6%	583
Minnesota School Boards Association	2,587	22.5%	582
<b>Total for Entity</b>	<b>\$3,956</b>		<b>\$1,165</b>
<b>I.S.D. # 255 - Pine Island</b>			
Minnesota Rural Education Association	2,492	42.6%	1,062
Minnesota School Boards Association	4,863	22.5%	1,094
<b>Total for Entity</b>	<b>\$7,355</b>		<b>\$2,156</b>
<b>I.S.D. # 256 - Red Wing</b>			
Minnesota Rural Education Association	2,500	42.6%	1,065
Minnesota School Boards Association	7,355	22.5%	1,655
<b>Total for Entity</b>	<b>\$9,855</b>		<b>\$2,720</b>
<b>I.S.D. # 2580 - East Central</b>			
Minnesota School Boards Association	3,719	22.5%	837
Schools for Equity in Education	1,979	78.2%	1,548
<b>Total for Entity</b>	<b>\$5,698</b>		<b>\$2,385</b>
<b>I.S.D. # 2609 - Win-E-Mac</b>			
Minnesota Rural Education Association	1,561	42.6%	665
Minnesota School Boards Association	3,033	22.5%	682
<b>Total for Entity</b>	<b>\$4,594</b>		<b>\$1,347</b>
<b>I.S.D. # 261 - Ashby</b>			
Minnesota Rural Education Association	1,398	42.6%	596
Minnesota School Boards Association	2,649	22.5%	596
<b>Total for Entity</b>	<b>\$4,047</b>		<b>\$1,192</b>

**Table 5**  
**2018 Lobbying Expenditures Paid With Association Dues**  
**Listed by Entity**

Name of Entity (County) Association Name	Total Local Government Dues	Proportion of Dues Used for Lobbying	Total Dues Used for Lobbying
<b>I.S.D. # 264 - Herman-Norcross</b>			
Minnesota Rural Education Association	1,227	42.6%	523
Minnesota School Boards Association	2,241	22.5%	504
<b>Total for Entity</b>	<b>\$3,468</b>		<b>\$1,027</b>
<b>I.S.D. # 2683 - Greenbush-Middle River</b>			
Minnesota Rural Education Association	1,243	42.6%	530
Minnesota School Boards Association	2,911	22.5%	655
<b>Total for Entity</b>	<b>\$4,154</b>		<b>\$1,185</b>
<b>I.S.D. # 2687 - Howard Lake-Waverly-Winsted</b>			
Minnesota School Boards Association	4,690	22.5%	1,055
Schools for Equity in Education	2,265	78.2%	1,771
<b>Total for Entity</b>	<b>\$6,955</b>		<b>\$2,826</b>
<b>I.S.D. # 2689 - Pipestone Area Schools</b>			
Minnesota Rural Education Association	2,347	42.6%	1,000
Minnesota School Boards Association	4,598	22.5%	1,035
<b>Total for Entity</b>	<b>\$6,945</b>		<b>\$2,035</b>
<b>I.S.D. # 270 - Hopkins</b>			
Association of Metropolitan School Districts, Inc.	9,845	73.2%	7,207
Minnesota School Boards Association	11,957	22.5%	2,690
<b>Total for Entity</b>	<b>\$21,802</b>		<b>\$9,897</b>
<b>I.S.D. # 271 - Bloomington</b>			
Association of Metropolitan School Districts, Inc.	11,591	73.2%	8,485
Minnesota School Boards Association	14,294	22.5%	3,216
<b>Total for Entity</b>	<b>\$25,885</b>		<b>\$11,701</b>
<b>I.S.D. # 2711 - Mesabi East</b>			
Minnesota Rural Education Association	2,111	42.6%	899
Minnesota School Boards Association	4,214	22.5%	948
Range Association of Municipalities and Schools	1,500	72.0%	1,080
<b>Total for Entity</b>	<b>\$7,825</b>		<b>\$2,927</b>



**Table 5**  
**2018 Lobbying Expenditures Paid With Association Dues**  
**Listed by Entity**

Name of Entity (County) Association Name	Total Local Government Dues	Proportion of Dues Used for Lobbying	Total Dues Used for Lobbying
<b>I.S.D. # 272 - Eden Prairie</b>			
Association of Metropolitan School Districts, Inc.	10,958	73.2%	8,021
Minnesota School Boards Association	13,547	22.5%	3,048
<b>Total for Entity</b>	<b>\$24,505</b>		<b>\$11,069</b>
<b>I.S.D. # 273 - Edina</b>			
Association of Metropolitan School Districts, Inc.	10,037	73.2%	7,347
Minnesota School Boards Association	13,211	22.5%	2,972
<b>Total for Entity</b>	<b>\$23,248</b>		<b>\$10,319</b>
<b>I.S.D. # 2752 - Fairmont Area Schools</b>			
Minnesota Rural Education Association	2,500	42.6%	1,065
Minnesota School Boards Association	5,856	22.5%	1,318
<b>Total for Entity</b>	<b>\$8,356</b>		<b>\$2,383</b>
<b>I.S.D. # 2753 - Long Prairie-Grey Eagle</b>			
Minnesota School Boards Association	4,118	22.5%	927
<b>Total for Entity</b>	<b>\$4,118</b>		<b>\$927</b>
<b>I.S.D. # 2754 - Cedar Mountain</b>			
Minnesota Rural Education Association	1,642	42.6%	699
Minnesota School Boards Association	3,143	22.5%	707
<b>Total for Entity</b>	<b>\$4,785</b>		<b>\$1,406</b>
<b>I.S.D. # 276 - Minnetonka</b>			
Association of Metropolitan School Districts, Inc.	10,080	73.2%	7,379
Minnesota School Boards Association	14,328	22.5%	3,224
<b>Total for Entity</b>	<b>\$24,408</b>		<b>\$10,603</b>
<b>I.S.D. # 2769 - Morris Area</b>			
Minnesota Rural Education Association	2,164	42.6%	922
Minnesota School Boards Association	4,347	22.5%	978
<b>Total for Entity</b>	<b>\$6,511</b>		<b>\$1,900</b>
<b>I.S.D. # 277 - Westonka</b>			
Association of Metropolitan School Districts, Inc.	1,000	73.2%	732
Minnesota School Boards Association	6,826	22.5%	1,536
<b>Total for Entity</b>	<b>\$7,826</b>		<b>\$2,268</b>

**Table 5**  
**2018 Lobbying Expenditures Paid With Association Dues**  
**Listed by Entity**

Name of Entity (County) Association Name	Total Local Government Dues	Proportion of Dues Used for Lobbying	Total Dues Used for Lobbying
<b>I.S.D. # 278 - Orono</b>			
Association of Metropolitan School Districts, Inc.	7,700	73.2%	5,636
Minnesota School Boards Association	7,506	22.5%	1,689
<b>Total for Entity</b>	<b>\$15,206</b>		<b>\$7,325</b>
<b>I.S.D. # 279 - Osseo</b>			
Association of Metropolitan School Districts, Inc.	11,600	73.2%	8,491
Minnesota School Boards Association	17,064	22.5%	3,839
<b>Total for Entity</b>	<b>\$28,664</b>		<b>\$12,330</b>
<b>I.S.D. # 280 - Richfield</b>			
Association of Metropolitan School Districts, Inc.	8,917	73.2%	6,527
Minnesota School Boards Association	9,304	22.5%	2,093
<b>Total for Entity</b>	<b>\$18,221</b>		<b>\$8,620</b>
<b>I.S.D. # 2805 - Zumbrota-Mazeppa</b>			
Minnesota Rural Education Association	2,337	42.6%	996
Minnesota School Boards Association	4,711	22.5%	1,060
<b>Total for Entity</b>	<b>\$7,048</b>		<b>\$2,056</b>
<b>I.S.D. # 281 - Robbinsdale</b>			
Association of Metropolitan School Districts, Inc.	11,600	73.2%	8,491
Minnesota School Boards Association	14,877	22.5%	3,347
<b>Total for Entity</b>	<b>\$26,477</b>		<b>\$11,838</b>
<b>I.S.D. # 282 - Saint Anthony-New Brighton</b>			
Association of Metropolitan School Districts, Inc.	7,420	73.2%	5,431
Minnesota School Boards Association	6,037	22.5%	1,358
<b>Total for Entity</b>	<b>\$13,457</b>		<b>\$6,789</b>
<b>I.S.D. # 283 - Saint Louis Park</b>			
Association of Metropolitan School Districts, Inc.	8,764	73.2%	6,415
Minnesota School Boards Association	9,599	22.5%	2,160
<b>Total for Entity</b>	<b>\$18,363</b>		<b>\$8,575</b>

**Table 5**  
**2018 Lobbying Expenditures Paid With Association Dues**  
**Listed by Entity**

Name of Entity (County) Association Name	Total Local Government Dues	Proportion of Dues Used for Lobbying	Total Dues Used for Lobbying
<b>I.S.D. # 2835 - Janesville-Waldorf-Pemberton</b>			
Minnesota Rural Education Association	1,711	42.6%	729
Minnesota School Boards Association	3,520	22.5%	792
<b>Total for Entity</b>	<b>\$5,231</b>		<b>\$1,521</b>
<b>I.S.D. # 284 - Wayzata</b>			
Association of Metropolitan School Districts, Inc.	11,600	73.2%	8,491
Minnesota School Boards Association	14,562	22.5%	3,276
<b>Total for Entity</b>	<b>\$26,162</b>		<b>\$11,767</b>
<b>I.S.D. # 2853 - Lac qui Parle Valley</b>			
Minnesota Rural Education Association	1,917	42.6%	817
Minnesota School Boards Association	3,811	22.5%	857
<b>Total for Entity</b>	<b>\$5,728</b>		<b>\$1,674</b>
<b>I.S.D. # 2854 - Ada-Borup</b>			
Minnesota Rural Education Association	1,353	42.6%	576
Minnesota School Boards Association	3,308	22.5%	744
<b>Total for Entity</b>	<b>\$4,661</b>		<b>\$1,320</b>
<b>I.S.D. # 2856 - Stephen-Argyle Central Schools</b>			
Minnesota Rural Education Association	1,428	42.6%	608
Minnesota School Boards Association	2,700	22.5%	608
<b>Total for Entity</b>	<b>\$4,128</b>		<b>\$1,216</b>
<b>I.S.D. # 2859 - Glencoe-Silver Lake</b>			
Minnesota School Boards Association	5,619	22.5%	1,264
<b>Total for Entity</b>	<b>\$5,619</b>		<b>\$1,264</b>
<b>I.S.D. # 286 - Brooklyn Center</b>			
Association of Metropolitan School Districts, Inc.	7,617	73.2%	5,576
Minnesota School Boards Association	6,954	22.5%	1,565
<b>Total for Entity</b>	<b>\$14,571</b>		<b>\$7,141</b>
<b>I.S.D. # 2860 - Blue Earth Area Public Schools</b>			
Minnesota Rural Education Association	2,345	42.6%	999
Minnesota School Boards Association	4,610	22.5%	1,037
<b>Total for Entity</b>	<b>\$6,955</b>		<b>\$2,036</b>

**Table 5**  
**2018 Lobbying Expenditures Paid With Association Dues**  
**Listed by Entity**

Name of Entity (County) Association Name	Total Local Government Dues	Proportion of Dues Used for Lobbying	Total Dues Used for Lobbying
<b>I.S.D. # 2884 - Red Rock Central</b>			
Minnesota Rural Education Association	1,519	42.6%	647
Minnesota School Boards Association	3,034	22.5%	683
<b>Total for Entity</b>	<b>\$4,553</b>		<b>\$1,330</b>
<b>I.S.D. # 2886 - Glenville-Emmons</b>			
Minnesota Rural Education Association	1,469	42.6%	626
Minnesota School Boards Association	2,785	22.5%	627
<b>Total for Entity</b>	<b>\$4,254</b>		<b>\$1,253</b>
<b>I.S.D. # 2888 - Clinton-Graceville-Beardsley</b>			
Minnesota Rural Education Association	1,467	42.6%	625
Minnesota School Boards Association	2,846	22.5%	640
<b>Total for Entity</b>	<b>\$4,313</b>		<b>\$1,265</b>
<b>I.S.D. # 2889 - Lake Park Audubon District</b>			
Minnesota Rural Education Association	1,895	42.6%	807
Minnesota School Boards Association	3,680	22.5%	828
<b>Total for Entity</b>	<b>\$5,575</b>		<b>\$1,635</b>
<b>I.S.D. # 2890 - Renville County West</b>			
Minnesota Rural Education Association	1,654	42.6%	705
Minnesota School Boards Association	3,240	22.5%	729
<b>Total for Entity</b>	<b>\$4,894</b>		<b>\$1,434</b>
<b>I.S.D. # 2895 - Jackson County Central</b>			
Minnesota Rural Education Association	2,382	42.6%	1,015
Minnesota School Boards Association	4,726	22.5%	1,063
<b>Total for Entity</b>	<b>\$7,108</b>		<b>\$2,078</b>
<b>I.S.D. # 2897 - Redwood Area Schools</b>			
Minnesota Rural Education Association	2,314	42.6%	986
Minnesota School Boards Association	4,520	22.5%	1,017
<b>Total for Entity</b>	<b>\$6,834</b>		<b>\$2,003</b>

**Table 5**  
**2018 Lobbying Expenditures Paid With Association Dues**  
**Listed by Entity**

Name of Entity (County) Association Name	Total Local Government Dues	Proportion of Dues Used for Lobbying	Total Dues Used for Lobbying
<b>I.S.D. # 2898 - Westbrook-Walnut Grove Schools</b>			
Minnesota Rural Education Association	1,519	42.6%	647
Minnesota School Boards Association	2,967	22.5%	668
<b>Total for Entity</b>	<b>\$4,486</b>		<b>\$1,315</b>
<b>I.S.D. # 2899 - Plainview-Elgin-Millville</b>			
Minnesota Rural Education Association	2,500	42.6%	1,065
Minnesota School Boards Association	5,410	22.5%	1,217
<b>Total for Entity</b>	<b>\$7,910</b>		<b>\$2,282</b>
<b>I.S.D. # 2902 - RTR Public Schools</b>			
Minnesota Rural Education Association	1,759	42.6%	749
Minnesota School Boards Association	3,354	22.5%	755
<b>Total for Entity</b>	<b>\$5,113</b>		<b>\$1,504</b>
<b>I.S.D. # 2903 - Ortonville</b>			
Minnesota Rural Education Association	1,602	42.6%	682
Minnesota School Boards Association	3,197	22.5%	719
<b>Total for Entity</b>	<b>\$4,799</b>		<b>\$1,401</b>
<b>I.S.D. # 2904 - Tracy Public Schools</b>			
Minnesota Rural Education Association	1,881	42.6%	801
Minnesota School Boards Association	3,753	22.5%	844
<b>Total for Entity</b>	<b>\$5,634</b>		<b>\$1,645</b>
<b>I.S.D. # 2905 - Tri-City United</b>			
Minnesota School Boards Association	6,167	22.5%	1,388
Schools for Equity in Education	2,823	78.2%	2,208
<b>Total for Entity</b>	<b>\$8,990</b>		<b>\$3,596</b>
<b>I.S.D. # 2906 - Red Lake County Central</b>			
Minnesota Rural Education Association	1,247	42.6%	531
Minnesota School Boards Association	2,932	22.5%	660
<b>Total for Entity</b>	<b>\$4,179</b>		<b>\$1,191</b>

**Table 5**  
**2018 Lobbying Expenditures Paid With Association Dues**  
**Listed by Entity**

Name of Entity (County) Association Name	Total Local Government Dues	Proportion of Dues Used for Lobbying	Total Dues Used for Lobbying
<b>I.S.D. # 2907 - Round Lake-Brewster</b>			
Minnesota Rural Education Association	1,425	42.6%	607
Minnesota School Boards Association	2,704	22.5%	608
<b>Total for Entity</b>	<b>\$4,129</b>		<b>\$1,215</b>
<b>I.S.D. # 2908 - Brandon-Evansville</b>			
Minnesota Rural Education Association	1,614	42.6%	688
Minnesota School Boards Association	3,127	22.5%	704
<b>Total for Entity</b>	<b>\$4,741</b>		<b>\$1,392</b>
<b>I.S.D. # 294 - Houston</b>			
Minnesota Rural Education Association	2,500	42.6%	1,065
Minnesota School Boards Association	6,309	22.5%	1,420
<b>Total for Entity</b>	<b>\$8,809</b>		<b>\$2,485</b>
<b>I.S.D. # 297 - Spring Grove</b>			
Minnesota Rural Education Association	1,482	42.6%	631
Minnesota School Boards Association	2,857	22.5%	643
<b>Total for Entity</b>	<b>\$4,339</b>		<b>\$1,274</b>
<b>I.S.D. # 299 - Caledonia</b>			
Minnesota Rural Education Association	1,855	42.6%	790
Minnesota School Boards Association	3,605	22.5%	811
<b>Total for Entity</b>	<b>\$5,460</b>		<b>\$1,601</b>
<b>I.S.D. # 300 - La Crescent-Hokah</b>			
Minnesota Rural Education Association	1,106	42.6%	471
Minnesota School Boards Association	4,616	22.5%	1,039
<b>Total for Entity</b>	<b>\$5,722</b>		<b>\$1,510</b>
<b>I.S.D. # 306 - Laporte</b>			
Minnesota Rural Education Association	1,434	42.6%	611
Minnesota School Boards Association	2,702	22.5%	608
<b>Total for Entity</b>	<b>\$4,136</b>		<b>\$1,219</b>

**Table 5**  
**2018 Lobbying Expenditures Paid With Association Dues**  
**Listed by Entity**

Name of Entity (County) Association Name	Total Local Government Dues	Proportion of Dues Used for Lobbying	Total Dues Used for Lobbying
<b>I.S.D. # 308 - Nevis</b>			
Minnesota Rural Education Association	1,780	42.6%	758
Minnesota School Boards Association	3,469	22.5%	781
<b>Total for Entity</b>	<b>\$5,249</b>		<b>\$1,539</b>
<b>I.S.D. # 309 - Park Rapids</b>			
Minnesota Rural Education Association	2,500	42.6%	1,065
Minnesota School Boards Association	5,655	22.5%	1,272
<b>Total for Entity</b>	<b>\$8,155</b>		<b>\$2,337</b>
<b>I.S.D. # 31 - Bemidji</b>			
Minnesota Rural Education Association	2,500	42.6%	1,065
Minnesota School Boards Association	10,280	22.5%	2,313
<b>Total for Entity</b>	<b>\$12,780</b>		<b>\$3,378</b>
<b>I.S.D. # 314 - Braham</b>			
Minnesota School Boards Association	3,744	22.5%	842
Schools for Equity in Education	2,033	78.2%	1,590
<b>Total for Entity</b>	<b>\$5,777</b>		<b>\$2,432</b>
<b>I.S.D. # 316 - Greenway</b>			
Minnesota Rural Education Association	2,242	42.6%	955
Minnesota School Boards Association	4,416	22.5%	994
Range Association of Municipalities and Schools	1,250	72.0%	900
<b>Total for Entity</b>	<b>\$7,908</b>		<b>\$2,849</b>
<b>I.S.D. # 317 - Deer River</b>			
Minnesota Rural Education Association	1,835	42.6%	782
Minnesota School Boards Association	4,154	22.5%	935
<b>Total for Entity</b>	<b>\$5,989</b>		<b>\$1,717</b>
<b>I.S.D. # 318 - Grand Rapids</b>			
Minnesota Rural Education Association	2,500	42.6%	1,065
Minnesota School Boards Association	8,861	22.5%	1,994
Range Association of Municipalities and Schools	1,750	72.0%	1,260
<b>Total for Entity</b>	<b>\$13,111</b>		<b>\$4,319</b>

**Table 5**  
**2018 Lobbying Expenditures Paid With Association Dues**  
**Listed by Entity**

Name of Entity (County) Association Name	Total Local Government Dues	Proportion of Dues Used for Lobbying	Total Dues Used for Lobbying
<b>I.S.D. # 319 - Nashwauk-Keewatin</b>			
Minnesota Rural Education Association	1,435	42.6%	611
Minnesota School Boards Association	3,459	22.5%	778
Range Association of Municipalities and Schools	1,250	72.0%	900
<b>Total for Entity</b>	<b>\$6,144</b>		<b>\$2,289</b>
<b>I.S.D. # 32 - Blackduck</b>			
Minnesota Rural Education Association	1,793	42.6%	764
Minnesota School Boards Association	3,467	22.5%	780
<b>Total for Entity</b>	<b>\$5,260</b>		<b>\$1,544</b>
<b>I.S.D. # 330 - Heron Lake-Okabena</b>			
Minnesota Rural Education Association	1,370	42.6%	584
Minnesota School Boards Association	2,689	22.5%	605
<b>Total for Entity</b>	<b>\$4,059</b>		<b>\$1,189</b>
<b>I.S.D. # 332 - Mora</b>			
Minnesota Rural Education Association	2,500	42.6%	1,065
Minnesota School Boards Association	5,803	22.5%	1,306
Schools for Equity in Education	2,467	78.2%	1,929
<b>Total for Entity</b>	<b>\$10,770</b>		<b>\$4,300</b>
<b>I.S.D. # 333 - Ogilvie</b>			
Minnesota Rural Education Association	1,610	42.6%	686
Minnesota School Boards Association	3,186	22.5%	717
<b>Total for Entity</b>	<b>\$4,796</b>		<b>\$1,403</b>
<b>I.S.D. # 345 - New London-Spicer</b>			
Minnesota School Boards Association	5,461	22.5%	1,229
Schools for Equity in Education	2,348	78.2%	1,836
<b>Total for Entity</b>	<b>\$7,809</b>		<b>\$3,065</b>
<b>I.S.D. # 347 - Willmar</b>			
Minnesota Rural Education Association	2,500	42.6%	1,065
Minnesota School Boards Association	9,045	22.5%	2,035
<b>Total for Entity</b>	<b>\$11,545</b>		<b>\$3,100</b>



**Table 5**  
**2018 Lobbying Expenditures Paid With Association Dues**  
**Listed by Entity**

Name of Entity (County) Association Name	Total Local Government Dues	Proportion of Dues Used for Lobbying	Total Dues Used for Lobbying
<b>I.S.D. # 356 - Lancaster</b>			
Minnesota Rural Education Association	1,254	42.6%	534
Minnesota School Boards Association	2,338	22.5%	526
<b>Total for Entity</b>	<b>\$3,592</b>		<b>\$1,060</b>
<b>I.S.D. # 36 - Kelliher</b>			
Minnesota Rural Education Association	1,398	42.6%	596
Minnesota School Boards Association	2,611	22.5%	587
<b>Total for Entity</b>	<b>\$4,009</b>		<b>\$1,183</b>
<b>I.S.D. # 361 - International Falls</b>			
Minnesota Rural Education Association	2,270	42.6%	967
Minnesota School Boards Association	4,597	22.5%	1,034
<b>Total for Entity</b>	<b>\$6,867</b>		<b>\$2,001</b>
<b>I.S.D. # 362 - Littlefork-Big Falls</b>			
Minnesota Rural Education Association	1,465	42.6%	624
Minnesota School Boards Association	2,856	22.5%	643
<b>Total for Entity</b>	<b>\$4,321</b>		<b>\$1,267</b>
<b>I.S.D. # 363 - South Koochiching</b>			
Minnesota Rural Education Association	1,364	42.6%	581
Minnesota School Boards Association	2,650	22.5%	596
<b>Total for Entity</b>	<b>\$4,014</b>		<b>\$1,177</b>
<b>I.S.D. # 378 - Dawson-Boyd</b>			
Minnesota Rural Education Association	821	42.6%	350
Minnesota School Boards Association	3,317	22.5%	746
<b>Total for Entity</b>	<b>\$4,138</b>		<b>\$1,096</b>
<b>I.S.D. # 38 - Red Lake</b>			
Minnesota Rural Education Association	2,500	42.6%	1,065
Minnesota School Boards Association	5,462	22.5%	1,229
<b>Total for Entity</b>	<b>\$7,962</b>		<b>\$2,294</b>

**Table 5**  
**2018 Lobbying Expenditures Paid With Association Dues**  
**Listed by Entity**

Name of Entity (County) Association Name	Total Local Government Dues	Proportion of Dues Used for Lobbying	Total Dues Used for Lobbying
<b>I.S.D. # 381 - Lake Superior</b>			
Minnesota Rural Education Association	2,225	42.6%	948
Minnesota School Boards Association	5,020	22.5%	1,130
Range Association of Municipalities and Schools	1,750	72.0%	1,260
<b>Total for Entity</b>	<b>\$8,995</b>		<b>\$3,338</b>
<b>I.S.D. # 390 - Lake of the Woods</b>			
Minnesota Rural Education Association	1,609	42.6%	685
Minnesota School Boards Association	3,100	22.5%	698
<b>Total for Entity</b>	<b>\$4,709</b>		<b>\$1,383</b>
<b>I.S.D. # 391 - Cleveland Public School</b>			
Minnesota Rural Education Association	799	42.6%	340
Minnesota School Boards Association	3,207	22.5%	722
<b>Total for Entity</b>	<b>\$4,006</b>		<b>\$1,062</b>
<b>I.S.D. # 4 - McGregor</b>			
Minnesota Rural Education Association	1,594	42.6%	679
Minnesota School Boards Association	3,128	22.5%	704
<b>Total for Entity</b>	<b>\$4,722</b>		<b>\$1,383</b>
<b>I.S.D. # 402 - Hendricks</b>			
Minnesota Rural Education Association	1,214	42.6%	517
Minnesota School Boards Association	2,245	22.5%	505
<b>Total for Entity</b>	<b>\$3,459</b>		<b>\$1,022</b>
<b>I.S.D. # 403 - Ivanhoe</b>			
Minnesota Rural Education Association	986	42.6%	420
Minnesota School Boards Association	2,313	22.5%	520
<b>Total for Entity</b>	<b>\$3,299</b>		<b>\$940</b>
<b>I.S.D. # 404 - Lake Benton</b>			
Minnesota Rural Education Association	1,042	42.6%	444
Minnesota School Boards Association	2,470	22.5%	556
<b>Total for Entity</b>	<b>\$3,512</b>		<b>\$1,000</b>

**Table 5**  
**2018 Lobbying Expenditures Paid With Association Dues**  
**Listed by Entity**

Name of Entity (County) Association Name	Total Local Government Dues	Proportion of Dues Used for Lobbying	Total Dues Used for Lobbying
<b>I.S.D. # 413 - Marshall</b>			
Minnesota Rural Education Association	2,500	42.6%	1,065
Minnesota School Boards Association	7,011	22.5%	1,577
<b>Total for Entity</b>	<b>\$9,511</b>		<b>\$2,642</b>
<b>I.S.D. # 414 - Minneota</b>			
Minnesota Rural Education Association	1,328	42.6%	566
Minnesota School Boards Association	3,111	22.5%	700
<b>Total for Entity</b>	<b>\$4,439</b>		<b>\$1,266</b>
<b>I.S.D. # 415 - Lynd</b>			
Minnesota School Boards Association	2,437	22.5%	548
<b>Total for Entity</b>	<b>\$2,437</b>		<b>\$548</b>
<b>I.S.D. # 423 - Hutchinson</b>			
Minnesota School Boards Association	7,571	22.5%	1,703
Schools for Equity in Education	4,082	78.2%	3,192
<b>Total for Entity</b>	<b>\$11,653</b>		<b>\$4,895</b>
<b>I.S.D. # 424 - Lester Prairie</b>			
Minnesota School Boards Association	3,059	22.5%	688
<b>Total for Entity</b>	<b>\$3,059</b>		<b>\$688</b>
<b>I.S.D. # 432 - Mahanomen</b>			
Minnesota Rural Education Association	1,764	42.6%	751
Minnesota School Boards Association	3,479	22.5%	783
<b>Total for Entity</b>	<b>\$5,243</b>		<b>\$1,534</b>
<b>I.S.D. # 435 - Waubun</b>			
Minnesota Rural Education Association	1,727	42.6%	736
Minnesota School Boards Association	3,526	22.5%	793
<b>Total for Entity</b>	<b>\$5,253</b>		<b>\$1,529</b>
<b>I.S.D. # 441 - Marshall County Central Schools</b>			
Minnesota Rural Education Association	1,524	42.6%	649
Minnesota School Boards Association	2,931	22.5%	659
<b>Total for Entity</b>	<b>\$4,455</b>		<b>\$1,308</b>

**Table 5**  
**2018 Lobbying Expenditures Paid With Association Dues**  
**Listed by Entity**

Name of Entity (County) Association Name	Total Local Government Dues	Proportion of Dues Used for Lobbying	Total Dues Used for Lobbying
<b>I.S.D. # 447 - Grygla</b>			
Minnesota Rural Education Association	993	42.6%	423
Minnesota School Boards Association	2,348	22.5%	528
<b>Total for Entity</b>	<b>\$3,341</b>		<b>\$951</b>
<b>I.S.D. # 458 - Truman</b>			
Minnesota School Boards Association	2,495	22.5%	561
<b>Total for Entity</b>	<b>\$2,495</b>		<b>\$561</b>
<b>I.S.D. # 463 - Eden Valley-Watkins</b>			
Minnesota Rural Education Association	2,153	42.6%	917
Minnesota School Boards Association	4,240	22.5%	954
<b>Total for Entity</b>	<b>\$6,393</b>		<b>\$1,871</b>
<b>I.S.D. # 465 - Litchfield</b>			
Minnesota School Boards Association	5,581	22.5%	1,256
Schools for Equity in Education	2,348	78.2%	1,836
<b>Total for Entity</b>	<b>\$7,929</b>		<b>\$3,092</b>
<b>I.S.D. # 466 - Dassel-Cokato</b>			
Minnesota School Boards Association	6,742	22.5%	1,517
Schools for Equity in Education	3,273	78.2%	2,559
<b>Total for Entity</b>	<b>\$10,015</b>		<b>\$4,076</b>
<b>I.S.D. # 47 - Sauk Rapids</b>			
Minnesota School Boards Association	9,325	22.5%	2,098
<b>Total for Entity</b>	<b>\$9,325</b>		<b>\$2,098</b>
<b>I.S.D. # 473 - Isle</b>			
Minnesota School Boards Association	3,100	22.5%	698
<b>Total for Entity</b>	<b>\$3,100</b>		<b>\$698</b>
<b>I.S.D. # 477 - Princeton</b>			
Minnesota Rural Education Association	2,500	42.6%	1,065
Minnesota School Boards Association	8,059	22.5%	1,813
Schools for Equity in Education	4,662	78.2%	3,646
<b>Total for Entity</b>	<b>\$15,221</b>		<b>\$6,524</b>

**Table 5**  
**2018 Lobbying Expenditures Paid With Association Dues**  
**Listed by Entity**

Name of Entity (County) Association Name	Total Local Government Dues	Proportion of Dues Used for Lobbying	Total Dues Used for Lobbying
<b>I.S.D. # 480 - Onamia</b>			
Minnesota Rural Education Association	1,787	42.6%	761
Minnesota School Boards Association	3,437	22.5%	773
<b>Total for Entity</b>	<b>\$5,224</b>		<b>\$1,534</b>
<b>I.S.D. # 482 - Little Falls</b>			
Minnesota Rural Education Association	2,500	42.6%	1,065
Minnesota School Boards Association	6,980	22.5%	1,570
<b>Total for Entity</b>	<b>\$9,480</b>		<b>\$2,635</b>
<b>I.S.D. # 484 - Pierz</b>			
Minnesota Rural Education Association	2,336	42.6%	995
Minnesota School Boards Association	4,692	22.5%	1,056
<b>Total for Entity</b>	<b>\$7,028</b>		<b>\$2,051</b>
<b>I.S.D. # 485 - Royalton</b>			
Minnesota School Boards Association	4,169	22.5%	938
Schools for Equity in Education	2,202	78.2%	1,722
<b>Total for Entity</b>	<b>\$6,371</b>		<b>\$2,660</b>
<b>I.S.D. # 486 - Swanville</b>			
Minnesota School Boards Association	2,716	22.5%	611
<b>Total for Entity</b>	<b>\$2,716</b>		<b>\$611</b>
<b>I.S.D. # 487 - Upsala</b>			
Minnesota Rural Education Association	1,508	42.6%	642
Minnesota School Boards Association	2,877	22.5%	647
<b>Total for Entity</b>	<b>\$4,385</b>		<b>\$1,289</b>
<b>I.S.D. # 492 - Austin</b>			
Minnesota School Boards Association	9,819	22.5%	2,209
Schools for Equity in Education	6,526	78.2%	5,103
<b>Total for Entity</b>	<b>\$16,345</b>		<b>\$7,312</b>
<b>I.S.D. # 495 - Grand Meadow</b>			
Minnesota Rural Education Association	1,556	42.6%	663
Minnesota School Boards Association	3,073	22.5%	691
<b>Total for Entity</b>	<b>\$4,629</b>		<b>\$1,354</b>

**Table 5**  
**2018 Lobbying Expenditures Paid With Association Dues**  
**Listed by Entity**

Name of Entity (County) Association Name	Total Local Government Dues	Proportion of Dues Used for Lobbying	Total Dues Used for Lobbying
<b>I.S.D. # 497 - Lyle</b>			
Minnesota Rural Education Association	1,368	42.6%	583
Minnesota School Boards Association	2,713	22.5%	610
<b>Total for Entity</b>	<b>\$4,081</b>		<b>\$1,193</b>
<b>I.S.D. # 499 - Leroy</b>			
Minnesota Rural Education Association	1,397	42.6%	595
Minnesota School Boards Association	2,669	22.5%	601
<b>Total for Entity</b>	<b>\$4,066</b>		<b>\$1,196</b>
<b>I.S.D. # 500 - Southland</b>			
Minnesota Rural Education Association	1,303	42.6%	555
Minnesota School Boards Association	3,076	22.5%	692
<b>Total for Entity</b>	<b>\$4,379</b>		<b>\$1,247</b>
<b>I.S.D. # 505 - Fulda</b>			
Minnesota Rural Education Association	1,154	42.6%	492
Minnesota School Boards Association	2,769	22.5%	623
<b>Total for Entity</b>	<b>\$3,923</b>		<b>\$1,115</b>
<b>I.S.D. # 507 - Nicollet</b>			
Minnesota School Boards Association	2,920	22.5%	657
<b>Total for Entity</b>	<b>\$2,920</b>		<b>\$657</b>
<b>I.S.D. # 508 - Saint Peter</b>			
Minnesota School Boards Association	6,520	22.5%	1,467
<b>Total for Entity</b>	<b>\$6,520</b>		<b>\$1,467</b>
<b>I.S.D. # 51 - Foley</b>			
Minnesota Rural Education Association	2,500	42.6%	1,065
Minnesota School Boards Association	6,194	22.5%	1,394
<b>Total for Entity</b>	<b>\$8,694</b>		<b>\$2,459</b>
<b>I.S.D. # 511 - Adrian</b>			
Minnesota Rural Education Association	1,702	42.6%	725
Minnesota School Boards Association	3,361	22.5%	756
<b>Total for Entity</b>	<b>\$5,063</b>		<b>\$1,481</b>

**Table 5**  
**2018 Lobbying Expenditures Paid With Association Dues**  
**Listed by Entity**

Name of Entity (County) Association Name	Total Local Government Dues	Proportion of Dues Used for Lobbying	Total Dues Used for Lobbying
<b>I.S.D. # 514 - Ellsworth</b>			
Minnesota Rural Education Association	1,250	42.6%	532
Minnesota School Boards Association	2,337	22.5%	526
<b>Total for Entity</b>	<b>\$3,587</b>		<b>\$1,058</b>
<b>I.S.D. # 518 - Worthington</b>			
Minnesota Rural Education Association	2,500	42.6%	1,065
Minnesota School Boards Association	8,151	22.5%	1,834
<b>Total for Entity</b>	<b>\$10,651</b>		<b>\$2,899</b>
<b>I.S.D. # 531 - Byron</b>			
Minnesota Rural Education Association	2,500	42.6%	1,065
Minnesota School Boards Association	6,397	22.5%	1,439
Schools for Equity in Education	3,107	78.2%	2,430
<b>Total for Entity</b>	<b>\$12,004</b>		<b>\$4,934</b>
<b>I.S.D. # 533 - Dover-Eyota</b>			
Minnesota Rural Education Association	2,406	42.6%	1,025
Minnesota School Boards Association	4,582	22.5%	1,031
<b>Total for Entity</b>	<b>\$6,988</b>		<b>\$2,056</b>
<b>I.S.D. # 534 - Stewartville</b>			
Minnesota School Boards Association	6,478	22.5%	1,458
Schools for Equity in Education	3,068	78.2%	2,399
<b>Total for Entity</b>	<b>\$9,546</b>		<b>\$3,857</b>
<b>I.S.D. # 535 - Rochester</b>			
Association of Metropolitan School Districts, Inc.	11,600	73.2%	8,491
Minnesota School Boards Association	16,240	22.5%	3,654
<b>Total for Entity</b>	<b>\$27,840</b>		<b>\$12,145</b>
<b>I.S.D. # 542 - Battle Lake</b>			
Minnesota Rural Education Association	1,597	42.6%	680
Minnesota School Boards Association	3,105	22.5%	699
<b>Total for Entity</b>	<b>\$4,702</b>		<b>\$1,379</b>

**Table 5**  
**2018 Lobbying Expenditures Paid With Association Dues**  
**Listed by Entity**

Name of Entity (County) Association Name	Total Local Government Dues	Proportion of Dues Used for Lobbying	Total Dues Used for Lobbying
<b>I.S.D. # 544 - Fergus Falls</b>			
Minnesota Rural Education Association	2,500	42.6%	1,065
Minnesota School Boards Association	7,505	22.5%	1,689
<b>Total for Entity</b>	<b>\$10,005</b>		<b>\$2,754</b>
<b>I.S.D. # 545 - Henning</b>			
Minnesota Rural Education Association	1,218	42.6%	519
Minnesota School Boards Association	2,971	22.5%	668
<b>Total for Entity</b>	<b>\$4,189</b>		<b>\$1,187</b>
<b>I.S.D. # 547 - Parkers Prairie</b>			
Minnesota Rural Education Association	1,424	42.6%	607
Minnesota School Boards Association	3,353	22.5%	754
<b>Total for Entity</b>	<b>\$4,777</b>		<b>\$1,361</b>
<b>I.S.D. # 548 - Pelican Rapids</b>			
Minnesota Rural Education Association	2,069	42.6%	881
Minnesota School Boards Association	4,084	22.5%	919
<b>Total for Entity</b>	<b>\$6,153</b>		<b>\$1,800</b>
<b>I.S.D. # 549 - Perham</b>			
Minnesota Rural Education Association	2,500	42.6%	1,065
Minnesota School Boards Association	5,376	22.5%	1,210
<b>Total for Entity</b>	<b>\$7,876</b>		<b>\$2,275</b>
<b>I.S.D. # 550 - Underwood</b>			
Minnesota Rural Education Association	1,435	42.6%	611
Minnesota School Boards Association	3,376	22.5%	760
<b>Total for Entity</b>	<b>\$4,811</b>		<b>\$1,371</b>
<b>I.S.D. # 553 - New York Mills</b>			
Minnesota Rural Education Association	1,913	42.6%	815
Minnesota School Boards Association	3,768	22.5%	848
<b>Total for Entity</b>	<b>\$5,681</b>		<b>\$1,663</b>



**Table 5**  
**2018 Lobbying Expenditures Paid With Association Dues**  
**Listed by Entity**

Name of Entity (County) Association Name	Total Local Government Dues	Proportion of Dues Used for Lobbying	Total Dues Used for Lobbying
<b>I.S.D. # 561 - Goodridge</b>			
Minnesota Rural Education Association	1,048	42.6%	446
Minnesota School Boards Association	2,502	22.5%	563
<b>Total for Entity</b>	<b>\$3,550</b>		<b>\$1,009</b>
<b>I.S.D. # 564 - Thief River Falls</b>			
Minnesota Rural Education Association	2,500	42.6%	1,065
Minnesota School Boards Association	6,391	22.5%	1,438
<b>Total for Entity</b>	<b>\$8,891</b>		<b>\$2,503</b>
<b>I.S.D. # 577 - Willow River</b>			
Minnesota Rural Education Association	1,563	42.6%	666
Minnesota School Boards Association	3,077	22.5%	692
<b>Total for Entity</b>	<b>\$4,640</b>		<b>\$1,358</b>
<b>I.S.D. # 578 - Pine City</b>			
Minnesota Rural Education Association	2,500	42.6%	1,065
Minnesota School Boards Association	5,705	22.5%	1,284
<b>Total for Entity</b>	<b>\$8,205</b>		<b>\$2,349</b>
<b>I.S.D. # 581 - Edgerton</b>			
Minnesota Rural Education Association	1,527	42.6%	651
Minnesota School Boards Association	2,963	22.5%	667
<b>Total for Entity</b>	<b>\$4,490</b>		<b>\$1,318</b>
<b>I.S.D. # 592 - Climax</b>			
Minnesota Rural Education Association	1,297	42.6%	553
Minnesota School Boards Association	2,493	22.5%	561
<b>Total for Entity</b>	<b>\$3,790</b>		<b>\$1,114</b>
<b>I.S.D. # 593 - Crookston</b>			
Minnesota Rural Education Association	2,430	42.6%	1,035
Minnesota School Boards Association	4,729	22.5%	1,064
<b>Total for Entity</b>	<b>\$7,159</b>		<b>\$2,099</b>

**Table 5**  
**2018 Lobbying Expenditures Paid With Association Dues**  
**Listed by Entity**

Name of Entity (County) Association Name	Total Local Government Dues	Proportion of Dues Used for Lobbying	Total Dues Used for Lobbying
<b>I.S.D. # 595 - East Grand Forks</b>			
Minnesota Rural Education Association	2,500	42.6%	1,065
Minnesota School Boards Association	6,103	22.5%	1,373
<b>Total for Entity</b>	<b>\$8,603</b>		<b>\$2,438</b>
<b>I.S.D. # 599 - Fertile-Beltrami</b>			
Minnesota Rural Education Association	1,602	42.6%	682
Minnesota School Boards Association	3,128	22.5%	704
<b>Total for Entity</b>	<b>\$4,730</b>		<b>\$1,386</b>
<b>I.S.D. # 6 - South Saint Paul</b>			
Association of Metropolitan School Districts, Inc.	8,181	73.2%	5,988
Minnesota School Boards Association	8,401	22.5%	1,890
Schools for Equity in Education	4,782	78.2%	3,740
<b>Total for Entity</b>	<b>\$21,364</b>		<b>\$11,618</b>
<b>I.S.D. # 600 - Fisher</b>			
Minnesota Rural Education Association	1,380	42.6%	588
Minnesota School Boards Association	2,661	22.5%	599
<b>Total for Entity</b>	<b>\$4,041</b>		<b>\$1,187</b>
<b>I.S.D. # 6009 - Saint Croix River Education District</b>			
Schools for Equity in Education	738	78.2%	577
<b>Total for Entity</b>	<b>\$738</b>		<b>\$577</b>
<b>I.S.D. # 601 - Fosston</b>			
Minnesota Rural Education Association	1,813	42.6%	772
Minnesota School Boards Association	3,565	22.5%	802
<b>Total for Entity</b>	<b>\$5,378</b>		<b>\$1,574</b>
<b>I.S.D. # 6067 - East Metro Integration District</b>			
Association of Metropolitan School Districts, Inc.	3,500	73.2%	2,562
<b>Total for Entity</b>	<b>\$3,500</b>		<b>\$2,562</b>
<b>I.S.D. # 6078 Northwest Suburban Integration School District</b>			
Association of Metropolitan School Districts, Inc.	3,500	73.2%	2,562
<b>Total for Entity</b>	<b>\$3,500</b>		<b>\$2,562</b>

**Table 5**  
**2018 Lobbying Expenditures Paid With Association Dues**  
**Listed by Entity**

Name of Entity (County) Association Name	Total Local Government Dues	Proportion of Dues Used for Lobbying	Total Dues Used for Lobbying
<b>I.S.D. # 621 - Mounds View</b>			
Association of Metropolitan School Districts, Inc.	11,521	73.2%	8,433
Minnesota School Boards Association	14,553	22.5%	3,274
<b>Total for Entity</b>	<b>\$26,074</b>		<b>\$11,707</b>
<b>I.S.D. # 622 - North Saint Paul-Maplewood</b>			
Association of Metropolitan School Districts, Inc.	11,600	73.2%	8,491
Minnesota School Boards Association	14,317	22.5%	3,221
<b>Total for Entity</b>	<b>\$25,917</b>		<b>\$11,712</b>
<b>I.S.D. # 623 - Roseville</b>			
Association of Metropolitan School Districts, Inc.	9,879	73.2%	7,231
Minnesota School Boards Association	12,574	22.5%	2,829
<b>Total for Entity</b>	<b>\$22,453</b>		<b>\$10,060</b>
<b>I.S.D. # 624 - White Bear Lake</b>			
Association of Metropolitan School Districts, Inc.	10,701	73.2%	7,833
Minnesota School Boards Association	13,156	22.5%	2,960
<b>Total for Entity</b>	<b>\$23,857</b>		<b>\$10,793</b>
<b>I.S.D. # 625 - Saint Paul</b>			
Association of Metropolitan School Districts, Inc.	11,600	73.2%	8,491
Minnesota School Boards Association	17,064	22.5%	3,839
<b>Total for Entity</b>	<b>\$28,664</b>		<b>\$12,330</b>
<b>I.S.D. # 630 - Red Lake Falls</b>			
Minnesota Rural Education Association	1,216	42.6%	518
Minnesota School Boards Association	2,862	22.5%	644
<b>Total for Entity</b>	<b>\$4,078</b>		<b>\$1,162</b>
<b>I.S.D. # 635 - Milroy</b>			
Minnesota School Boards Association	2,071	22.5%	466
<b>Total for Entity</b>	<b>\$2,071</b>		<b>\$466</b>
<b>I.S.D. # 640 - Wabasso</b>			
Minnesota Rural Education Association	1,523	42.6%	649
Minnesota School Boards Association	2,920	22.5%	657
<b>Total for Entity</b>	<b>\$4,443</b>		<b>\$1,306</b>

**Table 5**  
**2018 Lobbying Expenditures Paid With Association Dues**  
**Listed by Entity**

Name of Entity (County) Association Name	Total Local Government Dues	Proportion of Dues Used for Lobbying	Total Dues Used for Lobbying
<b>I.S.D. # 656 - Faribault</b>			
Minnesota School Boards Association	8,688	22.5%	1,955
Schools for Equity in Education	4,987	78.2%	3,900
<b>Total for Entity</b>	<b>\$13,675</b>		<b>\$5,855</b>
<b>I.S.D. # 659 - Northfield</b>			
Minnesota School Boards Association	8,900	22.5%	2,002
Schools for Equity in Education	5,513	78.2%	4,311
<b>Total for Entity</b>	<b>\$14,413</b>		<b>\$6,313</b>
<b>I.S.D. # 671 - Hills-Beaver Creek</b>			
Minnesota Rural Education Association	1,511	42.6%	644
Minnesota School Boards Association	2,901	22.5%	653
<b>Total for Entity</b>	<b>\$4,412</b>		<b>\$1,297</b>
<b>I.S.D. # 676 - Badger</b>			
Minnesota Rural Education Association	1,034	42.6%	440
Minnesota School Boards Association	2,569	22.5%	578
<b>Total for Entity</b>	<b>\$3,603</b>		<b>\$1,018</b>
<b>I.S.D. # 682 - Roseau</b>			
Minnesota Rural Education Association	2,378	42.6%	1,013
Minnesota School Boards Association	4,627	22.5%	1,041
Schools for Equity in Education	1,898	78.2%	1,484
<b>Total for Entity</b>	<b>\$8,903</b>		<b>\$3,538</b>
<b>I.S.D. # 690 - Warroad</b>			
Minnesota Rural Education Association	2,217	42.6%	944
Minnesota School Boards Association	4,308	22.5%	969
<b>Total for Entity</b>	<b>\$6,525</b>		<b>\$1,913</b>
<b>I.S.D. # 695 - Chisholm</b>			
Minnesota School Boards Association	3,799	22.5%	855
Range Association of Municipalities and Schools	1,250	72.0%	900
<b>Total for Entity</b>	<b>\$5,049</b>		<b>\$1,755</b>

**Table 5**  
**2018 Lobbying Expenditures Paid With Association Dues**  
**Listed by Entity**

Name of Entity (County) Association Name	Total Local Government Dues	Proportion of Dues Used for Lobbying	Total Dues Used for Lobbying
<b>I.S.D. # 696 - Ely</b>			
Minnesota School Boards Association	3,396	22.5%	764
Range Association of Municipalities and Schools	1,250	72.0%	900
<b>Total for Entity</b>	<b>\$4,646</b>		<b>\$1,664</b>
<b>I.S.D. # 698 - Floodwood</b>			
Minnesota Rural Education Association	1,360	42.6%	579
Minnesota School Boards Association	2,525	22.5%	568
<b>Total for Entity</b>	<b>\$3,885</b>		<b>\$1,147</b>
<b>I.S.D. # 700 - Hermantown</b>			
Minnesota Rural Education Association	2,500	42.6%	1,065
Minnesota School Boards Association	6,499	22.5%	1,462
<b>Total for Entity</b>	<b>\$8,999</b>		<b>\$2,527</b>
<b>I.S.D. # 701 - Hibbing</b>			
Minnesota School Boards Association	6,942	22.5%	1,562
Range Association of Municipalities and Schools	1,750	72.0%	1,260
<b>Total for Entity</b>	<b>\$8,692</b>		<b>\$2,822</b>
<b>I.S.D. # 704 - Proctor</b>			
Minnesota Rural Education Association	2,500	42.6%	1,065
Minnesota School Boards Association	6,034	22.5%	1,358
<b>Total for Entity</b>	<b>\$8,534</b>		<b>\$2,423</b>
<b>I.S.D. # 706 - Virginia</b>			
Minnesota Rural Education Association	2,500	42.6%	1,065
Minnesota School Boards Association	5,836	22.5%	1,313
Range Association of Municipalities and Schools	1,750	72.0%	1,260
<b>Total for Entity</b>	<b>\$10,086</b>		<b>\$3,638</b>
<b>I.S.D. # 707 - Nett Lake</b>			
Minnesota Rural Education Association	1,214	42.6%	517
Minnesota School Boards Association	2,209	22.5%	497
<b>Total for Entity</b>	<b>\$3,423</b>		<b>\$1,014</b>

**Table 5**  
**2018 Lobbying Expenditures Paid With Association Dues**  
**Listed by Entity**

Name of Entity (County) Association Name	Total Local Government Dues	Proportion of Dues Used for Lobbying	Total Dues Used for Lobbying
<b>I.S.D. # 709 - Duluth</b>			
Minnesota School Boards Association	12,906	22.5%	2,904
<b>Total for Entity</b>	<b>\$12,906</b>		<b>\$2,904</b>
<b>I.S.D. # 712 - Mountain Iron-Buhl</b>			
Minnesota School Boards Association	3,177	22.5%	715
Range Association of Municipalities and Schools	1,250	72.0%	900
<b>Total for Entity</b>	<b>\$4,427</b>		<b>\$1,615</b>
<b>I.S.D. # 716 - Belle Plaine</b>			
Minnesota School Boards Association	5,701	22.5%	1,283
Schools for Equity in Education	2,533	78.2%	1,981
<b>Total for Entity</b>	<b>\$8,234</b>		<b>\$3,264</b>
<b>I.S.D. # 717 - Jordan</b>			
Minnesota School Boards Association	6,002	22.5%	1,350
Schools for Equity in Education	2,707	78.2%	2,117
<b>Total for Entity</b>	<b>\$8,709</b>		<b>\$3,467</b>
<b>I.S.D. # 719 - Prior Lake-Savage Area Schools</b>			
Association of Metropolitan School Districts, Inc.	10,319	73.2%	7,554
Minnesota School Boards Association	13,142	22.5%	2,957
Schools for Equity in Education	10,843	78.2%	8,479
<b>Total for Entity</b>	<b>\$34,304</b>		<b>\$18,990</b>
<b>I.S.D. # 720 - Shakopee</b>			
Association of Metropolitan School Districts, Inc.	10,776	73.2%	7,888
Minnesota School Boards Association	13,021	22.5%	2,930
<b>Total for Entity</b>	<b>\$23,797</b>		<b>\$10,818</b>
<b>I.S.D. # 721 - New Prague Area Schools</b>			
Minnesota School Boards Association	9,020	22.5%	2,030
Schools for Equity in Education	5,617	78.2%	4,392
<b>Total for Entity</b>	<b>\$14,637</b>		<b>\$6,422</b>
<b>I.S.D. # 726 - Becker</b>			
Minnesota School Boards Association	7,557	22.5%	1,700
<b>Total for Entity</b>	<b>\$7,557</b>		<b>\$1,700</b>

**Table 5**  
**2018 Lobbying Expenditures Paid With Association Dues**  
**Listed by Entity**

Name of Entity (County) Association Name	Total Local Government Dues	Proportion of Dues Used for Lobbying	Total Dues Used for Lobbying
<b>I.S.D. # 727 - Big Lake</b>			
Minnesota School Boards Association	7,910	22.5%	1,780
Schools for Equity in Education	4,247	78.2%	3,321
<b>Total for Entity</b>	<b>\$12,157</b>		<b>\$5,101</b>
<b>I.S.D. # 728 - Elk River</b>			
Association of Metropolitan School Districts, Inc.	11,600	73.2%	8,491
Minnesota School Boards Association	15,025	22.5%	3,381
<b>Total for Entity</b>	<b>\$26,625</b>		<b>\$11,872</b>
<b>I.S.D. # 738 - Holdingford</b>			
Minnesota Rural Education Association	2,219	42.6%	945
Minnesota School Boards Association	4,493	22.5%	1,011
<b>Total for Entity</b>	<b>\$6,712</b>		<b>\$1,956</b>
<b>I.S.D. # 739 - Kimball</b>			
Minnesota School Boards Association	3,735	22.5%	840
Schools for Equity in Education	2,133	78.2%	1,668
<b>Total for Entity</b>	<b>\$5,868</b>		<b>\$2,508</b>
<b>I.S.D. # 740 - Melrose</b>			
Minnesota School Boards Association	5,033	22.5%	1,132
Schools for Equity in Education	2,265	78.2%	1,771
<b>Total for Entity</b>	<b>\$7,298</b>		<b>\$2,903</b>
<b>I.S.D. # 741 - Paynesville</b>			
Minnesota School Boards Association	4,223	22.5%	950
Schools for Equity in Education	2,160	78.2%	1,689
<b>Total for Entity</b>	<b>\$6,383</b>		<b>\$2,639</b>
<b>I.S.D. # 742 - Saint Cloud</b>			
Association of Metropolitan School Districts, Inc.	11,600	73.2%	8,491
Minnesota School Boards Association	14,095	22.5%	3,171
<b>Total for Entity</b>	<b>\$25,695</b>		<b>\$11,662</b>

**Table 5**  
**2018 Lobbying Expenditures Paid With Association Dues**  
**Listed by Entity**

Name of Entity (County) Association Name	Total Local Government Dues	Proportion of Dues Used for Lobbying	Total Dues Used for Lobbying
<b>I.S.D. # 743 - Sauk Centre</b>			
Minnesota Rural Education Association	1,084	42.6%	462
Minnesota School Boards Association	4,424	22.5%	995
<b>Total for Entity</b>	<b>\$5,508</b>		<b>\$1,457</b>
<b>I.S.D. # 745 - Albany</b>			
Minnesota School Boards Association	5,874	22.5%	1,322
Schools for Equity in Education	2,632	78.2%	2,058
<b>Total for Entity</b>	<b>\$8,506</b>		<b>\$3,380</b>
<b>I.S.D. # 748 - Sartell-Saint Stephen</b>			
Minnesota School Boards Association	8,760	22.5%	1,971
Schools for Equity in Education	5,373	78.2%	4,202
<b>Total for Entity</b>	<b>\$14,133</b>		<b>\$6,173</b>
<b>I.S.D. # 75 - Saint Clair</b>			
Minnesota Rural Education Association	1,833	42.6%	781
Minnesota School Boards Association	3,600	22.5%	810
<b>Total for Entity</b>	<b>\$5,433</b>		<b>\$1,591</b>
<b>I.S.D. # 750 - Rocori</b>			
Minnesota School Boards Association	6,446	22.5%	1,450
Schools for Equity in Education	3,107	78.2%	2,430
<b>Total for Entity</b>	<b>\$9,553</b>		<b>\$3,880</b>
<b>I.S.D. # 756 - Blooming Prairie</b>			
Minnesota Rural Education Association	1,891	42.6%	806
Minnesota School Boards Association	3,765	22.5%	847
<b>Total for Entity</b>	<b>\$5,656</b>		<b>\$1,653</b>
<b>I.S.D. # 761 - Owatonna</b>			
Minnesota School Boards Association	9,857	22.5%	2,218
Schools for Equity in Education	6,303	78.2%	4,929
<b>Total for Entity</b>	<b>\$16,160</b>		<b>\$7,147</b>



**Table 5**  
**2018 Lobbying Expenditures Paid With Association Dues**  
**Listed by Entity**

Name of Entity (County) Association Name	Total Local Government Dues	Proportion of Dues Used for Lobbying	Total Dues Used for Lobbying
<b>I.S.D. # 763 - Medford</b>			
Minnesota School Boards Association	4,109	22.5%	925
Schools for Equity in Education	2,160	78.2%	1,689
<b>Total for Entity</b>	<b>\$6,269</b>		<b>\$2,614</b>
<b>I.S.D. # 768 - Hancock</b>			
Minnesota Rural Education Association	1,476	42.6%	629
Minnesota School Boards Association	2,844	22.5%	640
<b>Total for Entity</b>	<b>\$4,320</b>		<b>\$1,269</b>
<b>I.S.D. # 77 - Mankato</b>			
Minnesota School Boards Association	13,230	22.5%	2,977
<b>Total for Entity</b>	<b>\$13,230</b>		<b>\$2,977</b>
<b>I.S.D. # 771 - Chokio-Alberta</b>			
Minnesota Rural Education Association	1,274	42.6%	543
Minnesota School Boards Association	2,365	22.5%	532
<b>Total for Entity</b>	<b>\$3,639</b>		<b>\$1,075</b>
<b>I.S.D. # 775 - Kerkhoven-Murdock-Sunburg</b>			
Minnesota Rural Education Association	1,846	42.6%	786
Minnesota School Boards Association	3,689	22.5%	830
<b>Total for Entity</b>	<b>\$5,535</b>		<b>\$1,616</b>
<b>I.S.D. # 777 - Benson</b>			
Minnesota Rural Education Association	2,018	42.6%	860
Minnesota School Boards Association	3,979	22.5%	895
<b>Total for Entity</b>	<b>\$5,997</b>		<b>\$1,755</b>
<b>I.S.D. # 786 - Bertha-Hewitt</b>			
Minnesota Rural Education Association	1,551	42.6%	661
Minnesota School Boards Association	3,099	22.5%	697
<b>Total for Entity</b>	<b>\$4,650</b>		<b>\$1,358</b>
<b>I.S.D. # 787 - Browerville</b>			
Minnesota Rural Education Association	1,487	42.6%	633
Minnesota School Boards Association	2,893	22.5%	651
<b>Total for Entity</b>	<b>\$4,380</b>		<b>\$1,284</b>

**Table 5**  
**2018 Lobbying Expenditures Paid With Association Dues**  
**Listed by Entity**

Name of Entity (County) Association Name	Total Local Government Dues	Proportion of Dues Used for Lobbying	Total Dues Used for Lobbying
<b>I.S.D. # 801 - Browns Valley</b>			
Minnesota Rural Education Association	1,252	42.6%	533
Minnesota School Boards Association	2,321	22.5%	522
<b>Total for Entity</b>	<b>\$3,573</b>		<b>\$1,055</b>
<b>I.S.D. # 803 - Wheaton Area School</b>			
Minnesota Rural Education Association	1,522	42.6%	648
Minnesota School Boards Association	2,988	22.5%	672
<b>Total for Entity</b>	<b>\$4,510</b>		<b>\$1,320</b>
<b>I.S.D. # 81 - Comfrey</b>			
Minnesota School Boards Association	2,340	22.5%	526
<b>Total for Entity</b>	<b>\$2,340</b>		<b>\$526</b>
<b>I.S.D. # 811 - Wabasha-Kellogg</b>			
Minnesota School Boards Association	3,343	22.5%	752
<b>Total for Entity</b>	<b>\$3,343</b>		<b>\$752</b>
<b>I.S.D. # 813 - Lake City</b>			
Minnesota School Boards Association	4,827	22.5%	1,086
Schools for Equity in Education	2,265	78.2%	1,771
<b>Total for Entity</b>	<b>\$7,092</b>		<b>\$2,857</b>
<b>I.S.D. # 818 - Verndale</b>			
Minnesota Rural Education Association	1,686	42.6%	718
Minnesota School Boards Association	3,310	22.5%	745
<b>Total for Entity</b>	<b>\$4,996</b>		<b>\$1,463</b>
<b>I.S.D. # 820 - Sebeka</b>			
Minnesota Rural Education Association	1,659	42.6%	707
Minnesota School Boards Association	3,252	22.5%	732
<b>Total for Entity</b>	<b>\$4,911</b>		<b>\$1,439</b>
<b>I.S.D. # 821 - Menahga</b>			
Minnesota Rural Education Association	2,192	42.6%	934
Minnesota School Boards Association	4,315	22.5%	971
<b>Total for Entity</b>	<b>\$6,507</b>		<b>\$1,905</b>

**Table 5**  
**2018 Lobbying Expenditures Paid With Association Dues**  
**Listed by Entity**

Name of Entity (County) Association Name	Total Local Government Dues	Proportion of Dues Used for Lobbying	Total Dues Used for Lobbying
<b>I.S.D. # 829 - Waseca</b>			
Minnesota Rural Education Association	2,500	42.6%	1,065
Minnesota School Boards Association	6,153	22.5%	1,384
<b>Total for Entity</b>	<b>\$8,653</b>		<b>\$2,449</b>
<b>I.S.D. # 831 - Forest Lake</b>			
Minnesota School Boards Association	11,563	22.5%	2,602
Schools for Equity in Education	7,839	78.2%	6,130
<b>Total for Entity</b>	<b>\$19,402</b>		<b>\$8,732</b>
<b>I.S.D. # 832 - Mahtomedi</b>			
Association of Metropolitan School Districts, Inc.	7,874	73.2%	5,764
Minnesota School Boards Association	8,093	22.5%	1,821
<b>Total for Entity</b>	<b>\$15,967</b>		<b>\$7,585</b>
<b>I.S.D. # 833 - South Washington County</b>			
Association of Metropolitan School Districts, Inc.	11,600	73.2%	8,491
Minnesota School Boards Association	16,537	22.5%	3,721
<b>Total for Entity</b>	<b>\$28,137</b>		<b>\$12,212</b>
<b>I.S.D. # 834 - Stillwater</b>			
Association of Metropolitan School Districts, Inc.	11,045	73.2%	8,085
Minnesota School Boards Association	13,189	22.5%	2,968
Schools for Equity in Education	8,702	78.2%	6,805
<b>Total for Entity</b>	<b>\$32,936</b>		<b>\$17,858</b>
<b>I.S.D. # 836 - Butterfield</b>			
Minnesota Rural Education Association	1,349	42.6%	575
Minnesota School Boards Association	2,488	22.5%	560
<b>Total for Entity</b>	<b>\$3,837</b>		<b>\$1,135</b>
<b>I.S.D. # 837 - Madelia</b>			
Minnesota Rural Education Association	1,395	42.6%	594
Minnesota School Boards Association	3,322	22.5%	747
<b>Total for Entity</b>	<b>\$4,717</b>		<b>\$1,341</b>

**Table 5**  
**2018 Lobbying Expenditures Paid With Association Dues**  
**Listed by Entity**

Name of Entity (County) Association Name	Total Local Government Dues	Proportion of Dues Used for Lobbying	Total Dues Used for Lobbying
<b>I.S.D. # 84 - Sleepy Eye</b>			
Minnesota Rural Education Association	1,706	42.6%	727
Minnesota School Boards Association	3,374	22.5%	759
<b>Total for Entity</b>	<b>\$5,080</b>		<b>\$1,486</b>
<b>I.S.D. # 840 - Saint James</b>			
Minnesota Rural Education Association	2,231	42.6%	950
Minnesota School Boards Association	4,364	22.5%	982
<b>Total for Entity</b>	<b>\$6,595</b>		<b>\$1,932</b>
<b>I.S.D. # 846 - Breckenridge</b>			
Minnesota Rural Education Association	1,810	42.6%	771
Minnesota School Boards Association	3,584	22.5%	806
<b>Total for Entity</b>	<b>\$5,394</b>		<b>\$1,577</b>
<b>I.S.D. # 85 - Springfield</b>			
Minnesota Rural Education Association	1,697	42.6%	723
Minnesota School Boards Association	3,382	22.5%	761
<b>Total for Entity</b>	<b>\$5,079</b>		<b>\$1,484</b>
<b>I.S.D. # 850 - Rothsay</b>			
Minnesota Rural Education Association	1,434	42.6%	611
Minnesota School Boards Association	2,702	22.5%	608
<b>Total for Entity</b>	<b>\$4,136</b>		<b>\$1,219</b>
<b>I.S.D. # 852 - Campbell-Tintah</b>			
Minnesota Rural Education Association	1,257	42.6%	535
Minnesota School Boards Association	2,320	22.5%	522
<b>Total for Entity</b>	<b>\$3,577</b>		<b>\$1,057</b>
<b>I.S.D. # 857 - Lewiston-Altura</b>			
Minnesota Rural Education Association	1,888	42.6%	804
Minnesota School Boards Association	3,777	22.5%	850
<b>Total for Entity</b>	<b>\$5,665</b>		<b>\$1,654</b>

**Table 5**  
**2018 Lobbying Expenditures Paid With Association Dues**  
**Listed by Entity**

Name of Entity (County) Association Name	Total Local Government Dues	Proportion of Dues Used for Lobbying	Total Dues Used for Lobbying
<b>I.S.D. # 858 - Saint Charles</b>			
Minnesota Rural Education Association	2,133	42.6%	909
Minnesota School Boards Association	4,266	22.5%	960
<b>Total for Entity</b>	<b>\$6,399</b>		<b>\$1,869</b>
<b>I.S.D. # 861 - Winona Area Public Schools</b>			
Minnesota Rural Education Association	2,500	42.6%	1,065
Minnesota School Boards Association	7,791	22.5%	1,753
<b>Total for Entity</b>	<b>\$10,291</b>		<b>\$2,818</b>
<b>I.S.D. # 876 - Annandale</b>			
Minnesota School Boards Association	6,037	22.5%	1,358
Schools for Equity in Education	2,823	78.2%	2,208
<b>Total for Entity</b>	<b>\$8,860</b>		<b>\$3,566</b>
<b>I.S.D. # 877 - Buffalo</b>			
Minnesota School Boards Association	11,028	22.5%	2,481
Schools for Equity in Education	7,316	78.2%	5,721
<b>Total for Entity</b>	<b>\$18,344</b>		<b>\$8,202</b>
<b>I.S.D. # 879 - Delano</b>			
Minnesota School Boards Association	7,086	22.5%	1,594
Schools for Equity in Education	3,626	78.2%	2,836
<b>Total for Entity</b>	<b>\$10,712</b>		<b>\$4,430</b>
<b>I.S.D. # 88 - New Ulm</b>			
Minnesota Rural Education Association	2,500	42.6%	1,065
Minnesota School Boards Association	6,546	22.5%	1,473
<b>Total for Entity</b>	<b>\$9,046</b>		<b>\$2,538</b>
<b>I.S.D. # 881 - Maple Lake</b>			
Minnesota School Boards Association	4,043	22.5%	910
Schools for Equity in Education	2,133	78.2%	1,668
<b>Total for Entity</b>	<b>\$6,176</b>		<b>\$2,578</b>

**Table 5**  
**2018 Lobbying Expenditures Paid With Association Dues**  
**Listed by Entity**

Name of Entity (County) Association Name	Total Local Government Dues	Proportion of Dues Used for Lobbying	Total Dues Used for Lobbying
<b>I.S.D. # 882 - Monticello</b>			
Minnesota School Boards Association	8,985	22.5%	2,022
Schools for Equity in Education	5,551	78.2%	4,341
<b>Total for Entity</b>	<b>\$14,536</b>		<b>\$6,363</b>
<b>I.S.D. # 883 - Rockford</b>			
Association of Metropolitan School Districts, Inc.	7,509	73.2%	5,497
Minnesota Rural Education Association	2,500	42.6%	1,065
Minnesota School Boards Association	5,787	22.5%	1,302
Schools for Equity in Education	2,604	78.2%	2,036
<b>Total for Entity</b>	<b>\$18,400</b>		<b>\$9,900</b>
<b>I.S.D. # 885 - Saint Michael-Albertville</b>			
Minnesota School Boards Association	11,478	22.5%	2,583
Schools for Equity in Education	8,026	78.2%	6,276
<b>Total for Entity</b>	<b>\$19,504</b>		<b>\$8,859</b>
<b>I.S.D. # 891 - Canby</b>			
Minnesota Rural Education Association	1,651	42.6%	703
Minnesota School Boards Association	3,302	22.5%	743
<b>Total for Entity</b>	<b>\$4,953</b>		<b>\$1,446</b>
<b>I.S.D. # 91 - Barnum</b>			
Minnesota Rural Education Association	1,924	42.6%	820
Minnesota School Boards Association	3,825	22.5%	861
<b>Total for Entity</b>	<b>\$5,749</b>		<b>\$1,681</b>
<b>I.S.D. # 911 - Cambridge-Isanti</b>			
Minnesota Rural Education Association	2,500	42.6%	1,065
Minnesota School Boards Association	9,908	22.5%	2,229
Schools for Equity in Education	6,313	78.2%	4,937
<b>Total for Entity</b>	<b>\$18,721</b>		<b>\$8,231</b>

**Table 5**  
**2018 Lobbying Expenditures Paid With Association Dues**  
**Listed by Entity**

Name of Entity (County) Association Name	Total Local Government Dues	Proportion of Dues Used for Lobbying	Total Dues Used for Lobbying
<b>I.S.D. # 912 - Milaca</b>			
Minnesota Rural Education Association	2,500	42.6%	1,065
Minnesota School Boards Association	6,029	22.5%	1,357
Schools for Equity in Education	2,664	78.2%	2,083
<b>Total for Entity</b>	<b>\$11,193</b>		<b>\$4,505</b>
<b>I.S.D. # 914 - Ulen-Hitterdal</b>			
Minnesota Rural Education Association	1,402	42.6%	597
Minnesota School Boards Association	2,733	22.5%	615
<b>Total for Entity</b>	<b>\$4,135</b>		<b>\$1,212</b>
<b>I.S.D. # 93 - Carlton</b>			
Minnesota Rural Education Association	1,606	42.6%	684
Minnesota School Boards Association	3,133	22.5%	705
<b>Total for Entity</b>	<b>\$4,739</b>		<b>\$1,389</b>
<b>I.S.D. # 94 - Cloquet</b>			
Minnesota Rural Education Association	2,500	42.6%	1,065
Minnesota School Boards Association	7,356	22.5%	1,655
<b>Total for Entity</b>	<b>\$9,856</b>		<b>\$2,720</b>
<b>I.S.D. # 95 - Cromwell-Wright</b>			
Minnesota Rural Education Association	1,439	42.6%	613
Minnesota School Boards Association	2,825	22.5%	636
<b>Total for Entity</b>	<b>\$4,264</b>		<b>\$1,249</b>
<b>I.S.D. # 97 - Moose Lake</b>			
Minnesota Rural Education Association	1,825	42.6%	777
Minnesota School Boards Association	3,558	22.5%	801
<b>Total for Entity</b>	<b>\$5,383</b>		<b>\$1,578</b>
<b>I.S.D. # 99 - Esko</b>			
Minnesota Rural Education Association	2,423	42.6%	1,032
Minnesota School Boards Association	4,736	22.5%	1,066
<b>Total for Entity</b>	<b>\$7,159</b>		<b>\$2,098</b>

**Table 5**  
**2018 Lobbying Expenditures Paid With Association Dues**  
**Listed by Entity**

Name of Entity (County) Association Name	Total Local Government Dues	Proportion of Dues Used for Lobbying	Total Dues Used for Lobbying
<b>Ida Township (Douglas)</b>			
Minnesota Association of Townships	824	5.5%	45
<b>Total for Entity</b>	<b>\$824</b>		<b>\$45</b>
<b>Ideal Township (Crow Wing)</b>			
Minnesota Association of Townships	752	5.5%	41
<b>Total for Entity</b>	<b>\$752</b>		<b>\$41</b>
<b>Idun Township (Aitkin)</b>			
Minnesota Association of Townships	349	5.5%	19
<b>Total for Entity</b>	<b>\$349</b>		<b>\$19</b>
<b>Indian Lake Township (Nobles)</b>			
Minnesota Association of Townships	341	5.5%	19
<b>Total for Entity</b>	<b>\$341</b>		<b>\$19</b>
<b>Industrial Township (Saint Louis)</b>			
Minnesota Association of Townships	592	5.5%	33
<b>Total for Entity</b>	<b>\$592</b>		<b>\$33</b>
<b>Inguadona Township (Cass)</b>			
Minnesota Association of Townships	329	5.5%	18
<b>Total for Entity</b>	<b>\$329</b>		<b>\$18</b>
<b>Inman Township (Otter Tail)</b>			
Minnesota Association of Townships	432	5.5%	24
<b>Total for Entity</b>	<b>\$432</b>		<b>\$24</b>
<b>Intermediate School District - # 287</b>			
Association of Metropolitan School Districts, Inc.	6,780	73.2%	4,963
Minnesota School Boards Association	8,431	22.5%	1,897
<b>Total for Entity</b>	<b>\$15,211</b>		<b>\$6,860</b>
<b>Intermediate School District - # 917</b>			
Association of Metropolitan School Districts, Inc.	3,500	73.2%	2,562
Minnesota School Boards Association	5,128	22.5%	1,154
<b>Total for Entity</b>	<b>\$8,628</b>		<b>\$3,716</b>



**Table 5**  
**2018 Lobbying Expenditures Paid With Association Dues**  
**Listed by Entity**

Name of Entity (County) Association Name	Total Local Government Dues	Proportion of Dues Used for Lobbying	Total Dues Used for Lobbying
<b>Iona Township (Murray)</b>			
Minnesota Association of Townships	316	5.5%	17
<b>Total for Entity</b>	<b>\$316</b>		<b>\$17</b>
<b>Iona Township (Todd)</b>			
Minnesota Association of Townships	497	5.5%	27
<b>Total for Entity</b>	<b>\$497</b>		<b>\$27</b>
<b>Iosco Township (Waseca)</b>			
Minnesota Association of Townships	509	5.5%	28
<b>Total for Entity</b>	<b>\$509</b>		<b>\$28</b>
<b>Irondale Township (Crow Wing)</b>			
Minnesota Association of Townships	773	5.5%	43
<b>Total for Entity</b>	<b>\$773</b>		<b>\$43</b>
<b>Irving Township (Kandiyohi)</b>			
Minnesota Association of Townships	629	5.5%	35
<b>Total for Entity</b>	<b>\$629</b>		<b>\$35</b>
<b>Isanti County</b>			
Association of Minnesota Counties	15,056	13.0%	1,957
Greater Minnesota Parks and Trails	300	53.4%	160
<b>Total for Entity</b>	<b>\$15,356</b>		<b>\$2,117</b>
<b>Isanti Soil and Water Conservation District</b>			
Minnesota Association of Soil and Water Conservation Districts	3,751	4.5%	169
<b>Total for Entity</b>	<b>\$3,751</b>		<b>\$169</b>
<b>Isanti Township (Isanti)</b>			
Minnesota Association of Townships	1,125	5.5%	62
<b>Total for Entity</b>	<b>\$1,125</b>		<b>\$62</b>
<b>Island Lake Township (Lyon)</b>			
Minnesota Association of Townships	322	5.5%	18
<b>Total for Entity</b>	<b>\$322</b>		<b>\$18</b>
<b>Island Lake Township (Mahnommen)</b>			
Minnesota Association of Townships	345	5.5%	19
<b>Total for Entity</b>	<b>\$345</b>		<b>\$19</b>

**Table 5**  
**2018 Lobbying Expenditures Paid With Association Dues**  
**Listed by Entity**

Name of Entity (County) Association Name	Total Local Government Dues	Proportion of Dues Used for Lobbying	Total Dues Used for Lobbying
<b>Isle Harbor Township (Mille Lacs)</b>			
Minnesota Association of Townships	521	5.5%	29
<b>Total for Entity</b>	<b>\$521</b>		<b>\$29</b>
<b>Itasca County</b>			
Arrowhead Counties Association	2,750	60.0%	1,650
Association of Minnesota Counties	18,012	13.0%	2,342
Minnesota Rural Counties Caucus	2,900	50.0%	1,450
<b>Total for Entity</b>	<b>\$23,662</b>		<b>\$5,442</b>
<b>Itasca County Soil and Water Conservation District</b>			
Minnesota Association of Soil and Water Conservation Districts	4,156	4.5%	187
<b>Total for Entity</b>	<b>\$4,156</b>		<b>\$187</b>
<b>Itasca Township (Clearwater)</b>			
Minnesota Association of Townships	315	5.5%	17
<b>Total for Entity</b>	<b>\$315</b>		<b>\$17</b>
<b>Jackson County</b>			
Association of Minnesota Counties	8,812	13.0%	1,146
Greater Minnesota Parks and Trails	225	53.4%	120
<b>Total for Entity</b>	<b>\$9,037</b>		<b>\$1,266</b>
<b>Jackson Housing and Redevelopment Authority</b>			
Greater Minnesota Partnership	250	55.6%	139
<b>Total for Entity</b>	<b>\$250</b>		<b>\$139</b>
<b>Jackson Soil and Water Conservation District</b>			
Minnesota Association of Soil and Water Conservation Districts	2,897	4.5%	130
<b>Total for Entity</b>	<b>\$2,897</b>		<b>\$130</b>
<b>Jackson Township (Scott)</b>			
Minnesota Association of Townships	907	5.5%	50
<b>Total for Entity</b>	<b>\$907</b>		<b>\$50</b>
<b>Jadis Township (Roseau)</b>			
Minnesota Association of Townships	522	5.5%	29
<b>Total for Entity</b>	<b>\$522</b>		<b>\$29</b>

**Table 5**  
**2018 Lobbying Expenditures Paid With Association Dues**  
**Listed by Entity**

Name of Entity (County) Association Name	Total Local Government Dues	Proportion of Dues Used for Lobbying	Total Dues Used for Lobbying
<b>Jamestown Township (Blue Earth)</b>			
Minnesota Association of Townships	536	5.5%	29
<b>Total for Entity</b>	<b>\$536</b>		<b>\$29</b>
<b>Janesville Township (Waseca)</b>			
Minnesota Association of Townships	504	5.5%	28
<b>Total for Entity</b>	<b>\$504</b>		<b>\$28</b>
<b>Jay Township (Martin)</b>			
Minnesota Association of Townships	340	5.5%	19
<b>Total for Entity</b>	<b>\$340</b>		<b>\$19</b>
<b>Jefferson Township (Houston)</b>			
Minnesota Association of Townships	313	5.5%	17
<b>Total for Entity</b>	<b>\$313</b>		<b>\$17</b>
<b>Jenkins Township (Crow Wing)</b>			
Minnesota Association of Townships	462	5.5%	25
<b>Total for Entity</b>	<b>\$462</b>		<b>\$25</b>
<b>Jessenland Township (Sibley)</b>			
Minnesota Association of Townships	478	5.5%	26
<b>Total for Entity</b>	<b>\$478</b>		<b>\$26</b>
<b>Jevne Township (Aitkin)</b>			
Minnesota Association of Townships	441	5.5%	24
<b>Total for Entity</b>	<b>\$441</b>		<b>\$24</b>
<b>Jo Daviess Township (Faribault)</b>			
Minnesota Association of Townships	343	5.5%	19
<b>Total for Entity</b>	<b>\$343</b>		<b>\$19</b>
<b>Joe River Watershed District</b>			
Minnesota Association of Watershed Districts	532	37.7%	201
<b>Total for Entity</b>	<b>\$532</b>		<b>\$201</b>
<b>Johnson Township (Polk)</b>			
Minnesota Association of Townships	286	5.5%	16
<b>Total for Entity</b>	<b>\$286</b>		<b>\$16</b>

**Table 5**  
**2018 Lobbying Expenditures Paid With Association Dues**  
**Listed by Entity**

Name of Entity (County) Association Name	Total Local Government Dues	Proportion of Dues Used for Lobbying	Total Dues Used for Lobbying
<b>Johnsonville Township (Redwood)</b>			
Minnesota Association of Townships	314	5.5%	17
<b>Total for Entity</b>	<b>\$314</b>		<b>\$17</b>
<b>Jones Township (Beltrami)</b>			
Minnesota Association of Townships	429	5.5%	24
<b>Total for Entity</b>	<b>\$429</b>		<b>\$24</b>
<b>Jordan Township (Fillmore)</b>			
Minnesota Association of Townships	456	5.5%	25
<b>Total for Entity</b>	<b>\$456</b>		<b>\$25</b>
<b>Judson Township (Blue Earth)</b>			
Minnesota Association of Townships	508	5.5%	28
<b>Total for Entity</b>	<b>\$508</b>		<b>\$28</b>
<b>Jupiter Township (Kittson)</b>			
Minnesota Association of Townships	300	5.5%	16
<b>Total for Entity</b>	<b>\$300</b>		<b>\$16</b>
<b>Kabetogama Township (Saint Louis)</b>			
Minnesota Association of Townships	310	5.5%	17
<b>Total for Entity</b>	<b>\$310</b>		<b>\$17</b>
<b>Kalevala Township (Carlton)</b>			
Minnesota Association of Townships	443	5.5%	24
<b>Total for Entity</b>	<b>\$443</b>		<b>\$24</b>
<b>Kalmar Township (Olmsted)</b>			
Minnesota Association of Townships	755	5.5%	42
<b>Total for Entity</b>	<b>\$755</b>		<b>\$42</b>
<b>Kanabec County</b>			
Association of Minnesota Counties	8,309	13.0%	1,080
<b>Total for Entity</b>	<b>\$8,309</b>		<b>\$1,080</b>
<b>Kanabec Soil and Water Conservation District</b>			
Minnesota Association of Soil and Water Conservation Districts	2,828	4.5%	127
<b>Total for Entity</b>	<b>\$2,828</b>		<b>\$127</b>

**Table 5**  
**2018 Lobbying Expenditures Paid With Association Dues**  
**Listed by Entity**

Name of Entity (County) Association Name	Total Local Government Dues	Proportion of Dues Used for Lobbying	Total Dues Used for Lobbying
<b>Kanabec Township (Kanabec)</b>			
Minnesota Association of Townships	634	5.5%	35
<b>Total for Entity</b>	<b>\$634</b>		<b>\$35</b>
<b>Kanaranzi Township (Rock)</b>			
Minnesota Association of Townships	347	5.5%	19
<b>Total for Entity</b>	<b>\$347</b>		<b>\$19</b>
<b>Kanaranzi-Little Rock Watershed District</b>			
League of Minnesota Cities	1,878	10.0%	188
Minnesota Association of Watershed Districts	3,865	37.7%	1,457
<b>Total for Entity</b>	<b>\$5,743</b>		<b>\$1,645</b>
<b>Kandiyohi County</b>			
Association of Minnesota Counties	17,244	13.0%	2,242
<b>Total for Entity</b>	<b>\$17,244</b>		<b>\$2,242</b>
<b>Kandiyohi County Housing and Redevelopment Authority</b>			
League of Minnesota Cities	1,878	10.0%	188
<b>Total for Entity</b>	<b>\$1,878</b>		<b>\$188</b>
<b>Kandiyohi Soil and Water Conservation District</b>			
Minnesota Association of Soil and Water Conservation Districts	4,051	4.5%	182
<b>Total for Entity</b>	<b>\$4,051</b>		<b>\$182</b>
<b>Kandiyohi Township (Kandiyohi)</b>			
Minnesota Association of Townships	543	5.5%	30
<b>Total for Entity</b>	<b>\$543</b>		<b>\$30</b>
<b>Kandota Township (Todd)</b>			
Minnesota Association of Townships	572	5.5%	31
<b>Total for Entity</b>	<b>\$572</b>		<b>\$31</b>
<b>Kasota Township (Le Sueur)</b>			
Minnesota Association of Townships	912	5.5%	50
<b>Total for Entity</b>	<b>\$912</b>		<b>\$50</b>
<b>Kathio Township (Mille Lacs)</b>			
Minnesota Association of Townships	932	5.5%	51
<b>Total for Entity</b>	<b>\$932</b>		<b>\$51</b>

**Table 5**  
**2018 Lobbying Expenditures Paid With Association Dues**  
**Listed by Entity**

Name of Entity (County) Association Name	Total Local Government Dues	Proportion of Dues Used for Lobbying	Total Dues Used for Lobbying
<b>Keene Township (Clay)</b>			
Minnesota Association of Townships	318	5.5%	17
<b>Total for Entity</b>	<b>\$318</b>		<b>\$17</b>
<b>Kego Township (Cass)</b>			
Minnesota Association of Townships	513	5.5%	28
<b>Total for Entity</b>	<b>\$513</b>		<b>\$28</b>
<b>Kelliher Township (Beltrami)</b>			
Minnesota Association of Townships	312	5.5%	17
<b>Total for Entity</b>	<b>\$312</b>		<b>\$17</b>
<b>Kelsey Township (Saint Louis)</b>			
Minnesota Association of Townships	312	5.5%	17
<b>Total for Entity</b>	<b>\$312</b>		<b>\$17</b>
<b>Kelso Township (Sibley)</b>			
Minnesota Association of Townships	427	5.5%	23
<b>Total for Entity</b>	<b>\$427</b>		<b>\$23</b>
<b>Kenyon Township (Goodhue)</b>			
Minnesota Association of Townships	467	5.5%	26
<b>Total for Entity</b>	<b>\$467</b>		<b>\$26</b>
<b>Kerkhoven Township (Swift)</b>			
Minnesota Association of Townships	343	5.5%	19
<b>Total for Entity</b>	<b>\$343</b>		<b>\$19</b>
<b>Kerrick Township (Pine)</b>			
Minnesota Association of Townships	446	5.5%	25
<b>Total for Entity</b>	<b>\$446</b>		<b>\$25</b>
<b>Kertsonville Township (Polk)</b>			
Minnesota Association of Townships	298	5.5%	16
<b>Total for Entity</b>	<b>\$298</b>		<b>\$16</b>
<b>Kettle River Township (Pine)</b>			
Minnesota Association of Townships	499	5.5%	27
<b>Total for Entity</b>	<b>\$499</b>		<b>\$27</b>

**Table 5**  
**2018 Lobbying Expenditures Paid With Association Dues**  
**Listed by Entity**

Name of Entity (County) Association Name	Total Local Government Dues	Proportion of Dues Used for Lobbying	Total Dues Used for Lobbying
<b>Keystone Township (Polk)</b>			
Minnesota Association of Townships	298	5.5%	16
<b>Total for Entity</b>	<b>\$298</b>		<b>\$16</b>
<b>Kiester Township (Faribault)</b>			
Minnesota Association of Townships	347	5.5%	19
<b>Total for Entity</b>	<b>\$347</b>		<b>\$19</b>
<b>Kildare Township (Swift)</b>			
Minnesota Association of Townships	313	5.5%	17
<b>Total for Entity</b>	<b>\$313</b>		<b>\$17</b>
<b>Kilkenny Township (Le Sueur)</b>			
Minnesota Association of Townships	474	5.5%	26
<b>Total for Entity</b>	<b>\$474</b>		<b>\$26</b>
<b>Kimball Township (Jackson)</b>			
Minnesota Association of Townships	311	5.5%	17
<b>Total for Entity</b>	<b>\$311</b>		<b>\$17</b>
<b>Kimberly Township (Aitkin)</b>			
Minnesota Association of Townships	328	5.5%	18
<b>Total for Entity</b>	<b>\$328</b>		<b>\$18</b>
<b>King Township (Polk)</b>			
Minnesota Association of Townships	341	5.5%	19
<b>Total for Entity</b>	<b>\$341</b>		<b>\$19</b>
<b>Kinghurst Township (Itasca)</b>			
Minnesota Association of Townships	306	5.5%	17
<b>Total for Entity</b>	<b>\$306</b>		<b>\$17</b>
<b>Kingman Township (Renville)</b>			
Minnesota Association of Townships	330	5.5%	18
<b>Total for Entity</b>	<b>\$330</b>		<b>\$18</b>
<b>Kingston Township (Meeker)</b>			
Minnesota Association of Townships	801	5.5%	44
<b>Total for Entity</b>	<b>\$801</b>		<b>\$44</b>

**Table 5**  
**2018 Lobbying Expenditures Paid With Association Dues**  
**Listed by Entity**

Name of Entity (County) Association Name	Total Local Government Dues	Proportion of Dues Used for Lobbying	Total Dues Used for Lobbying
<b>Kintire Township (Redwood)</b>			
Minnesota Association of Townships	329	5.5%	18
<b>Total for Entity</b>	<b>\$329</b>		<b>\$18</b>
<b>Kittson County</b>			
Association of Minnesota Counties	4,565	13.0%	593
Greater Minnesota Parks and Trails	150	53.4%	80
Minnesota Rural Counties Caucus	2,200	50.0%	1,100
<b>Total for Entity</b>	<b>\$6,915</b>		<b>\$1,773</b>
<b>Kittson Soil and Water Conservation District</b>			
Minnesota Association of Soil and Water Conservation Districts	2,315	4.5%	104
<b>Total for Entity</b>	<b>\$2,315</b>		<b>\$104</b>
<b>Knife Lake Township (Kanabec)</b>			
Minnesota Association of Townships	776	5.5%	43
<b>Total for Entity</b>	<b>\$776</b>		<b>\$43</b>
<b>Knife River-Larsmont Sanitary District</b>			
League of Minnesota Cities	1,878	10.0%	188
<b>Total for Entity</b>	<b>\$1,878</b>		<b>\$188</b>
<b>Knute Township (Polk)</b>			
Minnesota Association of Townships	507	5.5%	28
<b>Total for Entity</b>	<b>\$507</b>		<b>\$28</b>
<b>Koochiching County</b>			
Arrowhead Counties Association	2,750	60.0%	1,650
Association of Minnesota Counties	7,150	13.0%	930
Minnesota Rural Counties Caucus	2,300	50.0%	1,150
<b>Total for Entity</b>	<b>\$12,200</b>		<b>\$3,730</b>
<b>Koochiching Soil and Water Conservation District</b>			
Minnesota Association of Soil and Water Conservation Districts	2,669	4.5%	120
<b>Total for Entity</b>	<b>\$2,669</b>		<b>\$120</b>
<b>Kragero Township (Chippewa)</b>			
Minnesota Association of Townships	306	5.5%	17
<b>Total for Entity</b>	<b>\$306</b>		<b>\$17</b>



**Table 5**  
**2018 Lobbying Expenditures Paid With Association Dues**  
**Listed by Entity**

Name of Entity (County) Association Name	Total Local Government Dues	Proportion of Dues Used for Lobbying	Total Dues Used for Lobbying
<b>Kragnes Township (Clay)</b>			
Minnesota Association of Townships	430	5.5%	24
<b>Total for Entity</b>	<b>\$430</b>		<b>\$24</b>
<b>Krain Township (Stearns)</b>			
Minnesota Association of Townships	656	5.5%	36
<b>Total for Entity</b>	<b>\$656</b>		<b>\$36</b>
<b>Kratka Township (Pennington)</b>			
Minnesota Association of Townships	312	5.5%	17
<b>Total for Entity</b>	<b>\$312</b>		<b>\$17</b>
<b>Kroschel Township (Kanabec)</b>			
Minnesota Association of Townships	337	5.5%	19
<b>Total for Entity</b>	<b>\$337</b>		<b>\$19</b>
<b>Kugler Township (Saint Louis)</b>			
Minnesota Association of Townships	327	5.5%	18
<b>Total for Entity</b>	<b>\$327</b>		<b>\$18</b>
<b>Kurtz Township (Clay)</b>			
Minnesota Association of Townships	430	5.5%	24
<b>Total for Entity</b>	<b>\$430</b>		<b>\$24</b>
<b>La Crescent Township (Houston)</b>			
Minnesota Association of Townships	780	5.5%	43
<b>Total for Entity</b>	<b>\$780</b>		<b>\$43</b>
<b>La Crosse Township (Jackson)</b>			
Minnesota Association of Townships	314	5.5%	17
<b>Total for Entity</b>	<b>\$314</b>		<b>\$17</b>
<b>La Garde Township (Mahnomen)</b>			
Minnesota Association of Townships	323	5.5%	18
<b>Total for Entity</b>	<b>\$323</b>		<b>\$18</b>
<b>La Grand Township (Douglas)</b>			
Minnesota Association of Townships	1,760	5.5%	97
<b>Total for Entity</b>	<b>\$1,760</b>		<b>\$97</b>

**Table 5**  
**2018 Lobbying Expenditures Paid With Association Dues**  
**Listed by Entity**

Name of Entity (County) Association Name	Total Local Government Dues	Proportion of Dues Used for Lobbying	Total Dues Used for Lobbying
<b>La Prairie Township (Clearwater)</b>			
Minnesota Association of Townships	455	5.5%	25
<b>Total for Entity</b>	<b>\$455</b>		<b>\$25</b>
<b>Lac qui Parle County</b>			
Association of Minnesota Counties	7,169	13.0%	932
Greater Minnesota Parks and Trails	150	53.4%	80
<b>Total for Entity</b>	<b>\$7,319</b>		<b>\$1,012</b>
<b>Lac qui Parle Soil and Water Conservation District</b>			
Minnesota Association of Soil and Water Conservation Districts	2,672	4.5%	120
<b>Total for Entity</b>	<b>\$2,672</b>		<b>\$120</b>
<b>Lac qui Parle Township (Lac qui Parle)</b>			
Minnesota Association of Townships	322	5.5%	18
<b>Total for Entity</b>	<b>\$322</b>		<b>\$18</b>
<b>Lac qui Parle-Yellow Bank Watershed District</b>			
Minnesota Association of Watershed Districts	7,232	37.7%	2,726
<b>Total for Entity</b>	<b>\$7,232</b>		<b>\$2,726</b>
<b>Lafayette Township (Nicollet)</b>			
Minnesota Association of Townships	558	5.5%	31
<b>Total for Entity</b>	<b>\$558</b>		<b>\$31</b>
<b>Lake Alice Township (Hubbard)</b>			
Minnesota Association of Townships	301	5.5%	17
<b>Total for Entity</b>	<b>\$301</b>		<b>\$17</b>
<b>Lake Andrew Township (Kandiyohi)</b>			
Minnesota Association of Townships	647	5.5%	36
<b>Total for Entity</b>	<b>\$647</b>		<b>\$36</b>
<b>Lake Belt Township (Martin)</b>			
Minnesota Association of Townships	324	5.5%	18
<b>Total for Entity</b>	<b>\$324</b>		<b>\$18</b>
<b>Lake Benton Township (Lincoln)</b>			
Minnesota Association of Townships	346	5.5%	19
<b>Total for Entity</b>	<b>\$346</b>		<b>\$19</b>

**Table 5**  
**2018 Lobbying Expenditures Paid With Association Dues**  
**Listed by Entity**

Name of Entity (County) Association Name	Total Local Government Dues	Proportion of Dues Used for Lobbying	Total Dues Used for Lobbying
<b>Lake County</b>			
Arrowhead Counties Association	2,750	60.0%	1,650
Association of Minnesota Counties	7,306	13.0%	950
Greater Minnesota Parks and Trails	225	53.4%	120
<b>Total for Entity</b>	<b>\$10,281</b>		<b>\$2,720</b>
<b>Lake County Soil and Water Conservation District</b>			
Minnesota Association of Soil and Water Conservation Districts	2,690	4.5%	121
<b>Total for Entity</b>	<b>\$2,690</b>		<b>\$121</b>
<b>Lake Edward Township (Crow Wing)</b>			
Minnesota Association of Townships	1,086	5.5%	60
<b>Total for Entity</b>	<b>\$1,086</b>		<b>\$60</b>
<b>Lake Elizabeth Township (Kandiyohi)</b>			
Minnesota Association of Townships	340	5.5%	19
<b>Total for Entity</b>	<b>\$340</b>		<b>\$19</b>
<b>Lake Emma Township (Hubbard)</b>			
Minnesota Association of Townships	651	5.5%	36
<b>Total for Entity</b>	<b>\$651</b>		<b>\$36</b>
<b>Lake Eunice Township (Becker)</b>			
Minnesota Association of Townships	927	5.5%	51
<b>Total for Entity</b>	<b>\$927</b>		<b>\$51</b>
<b>Lake Fremont Township (Martin)</b>			
Minnesota Association of Townships	314	5.5%	17
<b>Total for Entity</b>	<b>\$314</b>		<b>\$17</b>
<b>Lake George Township (Hubbard)</b>			
Minnesota Association of Townships	460	5.5%	25
<b>Total for Entity</b>	<b>\$460</b>		<b>\$25</b>
<b>Lake George Township (Stearns)</b>			
Minnesota Association of Townships	447	5.5%	25
<b>Total for Entity</b>	<b>\$447</b>		<b>\$25</b>

**Table 5**  
**2018 Lobbying Expenditures Paid With Association Dues**  
**Listed by Entity**

Name of Entity (County) Association Name	Total Local Government Dues	Proportion of Dues Used for Lobbying	Total Dues Used for Lobbying
<b>Lake Grove Township (Mahnomen)</b>			
Minnesota Association of Townships	331	5.5%	18
<b>Total for Entity</b>	<b>\$331</b>		<b>\$18</b>
<b>Lake Hanska Township (Brown)</b>			
Minnesota Association of Townships	443	5.5%	24
<b>Total for Entity</b>	<b>\$443</b>		<b>\$24</b>
<b>Lake Hattie Township (Hubbard)</b>			
Minnesota Association of Townships	337	5.5%	19
<b>Total for Entity</b>	<b>\$337</b>		<b>\$19</b>
<b>Lake Henry Township (Stearns)</b>			
Minnesota Association of Townships	427	5.5%	23
<b>Total for Entity</b>	<b>\$427</b>		<b>\$23</b>
<b>Lake Ida Township (Norman)</b>			
Minnesota Association of Townships	319	5.5%	18
<b>Total for Entity</b>	<b>\$319</b>		<b>\$18</b>
<b>Lake Jessie Township (Itasca)</b>			
Minnesota Association of Townships	432	5.5%	24
<b>Total for Entity</b>	<b>\$432</b>		<b>\$24</b>
<b>Lake Johanna Township (Pope)</b>			
Minnesota Association of Townships	313	5.5%	17
<b>Total for Entity</b>	<b>\$313</b>		<b>\$17</b>
<b>Lake Lillian Township (Kandiyohi)</b>			
Minnesota Association of Townships	328	5.5%	18
<b>Total for Entity</b>	<b>\$328</b>		<b>\$18</b>
<b>Lake Marshall Township (Lyon)</b>			
Minnesota Association of Townships	520	5.5%	29
<b>Total for Entity</b>	<b>\$520</b>		<b>\$29</b>
<b>Lake Mary Township (Douglas)</b>			
Minnesota Association of Townships	765	5.5%	42
<b>Total for Entity</b>	<b>\$765</b>		<b>\$42</b>

**Table 5**  
**2018 Lobbying Expenditures Paid With Association Dues**  
**Listed by Entity**

Name of Entity (County) Association Name	Total Local Government Dues	Proportion of Dues Used for Lobbying	Total Dues Used for Lobbying
<b>Lake Minnetonka Conservation District</b>			
League of Minnesota Cities	1,878	10.0%	188
<b>Total for Entity</b>	<b>\$1,878</b>		<b>\$188</b>
<b>Lake of the Woods County</b>			
Association of Minnesota Counties	4,031	13.0%	524
Minnesota Rural Counties Caucus	2,200	50.0%	1,100
<b>Total for Entity</b>	<b>\$6,231</b>		<b>\$1,624</b>
<b>Lake of the Woods Soil and Water Conservation District</b>			
Minnesota Association of Soil and Water Conservation Districts	2,265	4.5%	102
<b>Total for Entity</b>	<b>\$2,265</b>		<b>\$102</b>
<b>Lake Park Township (Becker)</b>			
Minnesota Association of Townships	499	5.5%	27
<b>Total for Entity</b>	<b>\$499</b>		<b>\$27</b>
<b>Lake Pleasant Township (Red Lake)</b>			
Minnesota Association of Townships	300	5.5%	16
<b>Total for Entity</b>	<b>\$300</b>		<b>\$16</b>
<b>Lake Prairie Township (Nicollet)</b>			
Minnesota Association of Townships	550	5.5%	30
<b>Total for Entity</b>	<b>\$550</b>		<b>\$30</b>
<b>Lake Pulaski Improvement District</b>			
League of Minnesota Cities	1,878	10.0%	188
<b>Total for Entity</b>	<b>\$1,878</b>		<b>\$188</b>
<b>Lake Sarah Township (Murray)</b>			
Minnesota Association of Townships	457	5.5%	25
<b>Total for Entity</b>	<b>\$457</b>		<b>\$25</b>
<b>Lake Shore Township (Lac qui Parle)</b>			
Minnesota Association of Townships	327	5.5%	18
<b>Total for Entity</b>	<b>\$327</b>		<b>\$18</b>
<b>Lake Stay Township (Lincoln)</b>			
Minnesota Association of Townships	317	5.5%	17
<b>Total for Entity</b>	<b>\$317</b>		<b>\$17</b>

**Table 5**  
**2018 Lobbying Expenditures Paid With Association Dues**  
**Listed by Entity**

Name of Entity (County) Association Name	Total Local Government Dues	Proportion of Dues Used for Lobbying	Total Dues Used for Lobbying
<b>Lake Township (Roseau)</b>			
Minnesota Association of Townships	1,089	5.5%	60
<b>Total for Entity</b>	<b>\$1,089</b>		<b>\$60</b>
<b>Lake Township (Wabasha)</b>			
Minnesota Association of Townships	478	5.5%	26
<b>Total for Entity</b>	<b>\$478</b>		<b>\$26</b>
<b>Lake Valley Township (Traverse)</b>			
Minnesota Association of Townships	341	5.5%	19
<b>Total for Entity</b>	<b>\$341</b>		<b>\$19</b>
<b>Lake View Township (Becker)</b>			
Minnesota Association of Townships	955	5.5%	53
<b>Total for Entity</b>	<b>\$955</b>		<b>\$53</b>
<b>Lake Washington Sanitary District</b>			
League of Minnesota Cities	1,878	10.0%	188
<b>Total for Entity</b>	<b>\$1,878</b>		<b>\$188</b>
<b>Lakeport Township (Hubbard)</b>			
Minnesota Association of Townships	615	5.5%	34
<b>Total for Entity</b>	<b>\$615</b>		<b>\$34</b>
<b>Lakes Country Service Cooperative</b>			
Minnesota Rural Education Association	1,600	42.6%	682
<b>Total for Entity</b>	<b>\$1,600</b>		<b>\$682</b>
<b>Lakeside Township (Aitkin)</b>			
Minnesota Association of Townships	480	5.5%	26
<b>Total for Entity</b>	<b>\$480</b>		<b>\$26</b>
<b>Lakeside Township (Cottonwood)</b>			
Minnesota Association of Townships	342	5.5%	19
<b>Total for Entity</b>	<b>\$342</b>		<b>\$19</b>
<b>Laketown Township (Carver)</b>			
Minnesota Association of Townships	1,091	5.5%	60
<b>Total for Entity</b>	<b>\$1,091</b>		<b>\$60</b>

**Table 5**  
**2018 Lobbying Expenditures Paid With Association Dues**  
**Listed by Entity**

Name of Entity (County) Association Name	Total Local Government Dues	Proportion of Dues Used for Lobbying	Total Dues Used for Lobbying
<b>Lakeview Township (Carlton)</b>			
Minnesota Association of Townships	329	5.5%	18
<b>Total for Entity</b>	<b>\$329</b>		<b>\$18</b>
<b>Lakewood Township (Saint Louis)</b>			
Minnesota Association of Townships	1,120	5.5%	62
<b>Total for Entity</b>	<b>\$1,120</b>		<b>\$62</b>
<b>Lakin Township (Morrison)</b>			
Minnesota Association of Townships	473	5.5%	26
<b>Total for Entity</b>	<b>\$473</b>		<b>\$26</b>
<b>Lambert Township (Red Lake)</b>			
Minnesota Association of Townships	308	5.5%	17
<b>Total for Entity</b>	<b>\$308</b>		<b>\$17</b>
<b>Lamberton Township (Redwood)</b>			
Minnesota Association of Townships	326	5.5%	18
<b>Total for Entity</b>	<b>\$326</b>		<b>\$18</b>
<b>Lammers Township (Beltrami)</b>			
Minnesota Association of Townships	524	5.5%	29
<b>Total for Entity</b>	<b>\$524</b>		<b>\$29</b>
<b>Land Township (Grant)</b>			
Minnesota Association of Townships	347	5.5%	19
<b>Total for Entity</b>	<b>\$347</b>		<b>\$19</b>
<b>Lanesburgh Township (Le Sueur)</b>			
Minnesota Association of Townships	1,054	5.5%	58
<b>Total for Entity</b>	<b>\$1,054</b>		<b>\$58</b>
<b>Langhei Township (Pope)</b>			
Minnesota Association of Townships	324	5.5%	18
<b>Total for Entity</b>	<b>\$324</b>		<b>\$18</b>
<b>Langola Township (Benton)</b>			
Minnesota Association of Townships	643	5.5%	35
<b>Total for Entity</b>	<b>\$643</b>		<b>\$35</b>

**Table 5**  
**2018 Lobbying Expenditures Paid With Association Dues**  
**Listed by Entity**

Name of Entity (County) Association Name	Total Local Government Dues	Proportion of Dues Used for Lobbying	Total Dues Used for Lobbying
<b>Langor Township (Beltrami)</b>			
Minnesota Association of Townships	340	5.5%	19
<b>Total for Entity</b>	<b>\$340</b>		<b>\$19</b>
<b>Lansing Township (Mower)</b>			
Minnesota Association of Townships	647	5.5%	36
<b>Total for Entity</b>	<b>\$647</b>		<b>\$36</b>
<b>Laona Township (Roseau)</b>			
Minnesota Association of Townships	511	5.5%	28
<b>Total for Entity</b>	<b>\$511</b>		<b>\$28</b>
<b>Larkin Township (Nobles)</b>			
Minnesota Association of Townships	326	5.5%	18
<b>Total for Entity</b>	<b>\$326</b>		<b>\$18</b>
<b>Lavell Township (Saint Louis)</b>			
Minnesota Association of Townships	438	5.5%	24
<b>Total for Entity</b>	<b>\$438</b>		<b>\$24</b>
<b>Lawrence Township (Grant)</b>			
Minnesota Association of Townships	297	5.5%	16
<b>Total for Entity</b>	<b>\$297</b>		<b>\$16</b>
<b>Lawrence Township (Itasca)</b>			
Minnesota Association of Townships	483	5.5%	27
<b>Total for Entity</b>	<b>\$483</b>		<b>\$27</b>
<b>Le Ray Township (Blue Earth)</b>			
Minnesota Association of Townships	570	5.5%	31
<b>Total for Entity</b>	<b>\$570</b>		<b>\$31</b>
<b>Le Sauk Township (Stearns)</b>			
Minnesota Association of Townships	988	5.5%	54
<b>Total for Entity</b>	<b>\$988</b>		<b>\$54</b>
<b>Le Sueur County</b>			
Association of Minnesota Counties	13,101	13.0%	1,703
Greater Minnesota Parks and Trails	300	53.4%	160
<b>Total for Entity</b>	<b>\$13,401</b>		<b>\$1,863</b>



**Table 5**  
**2018 Lobbying Expenditures Paid With Association Dues**  
**Listed by Entity**

Name of Entity (County) Association Name	Total Local Government Dues	Proportion of Dues Used for Lobbying	Total Dues Used for Lobbying
<b>Le Sueur County Soil and Water Conservation District</b>			
Minnesota Association of Soil and Water Conservation Districts	3,484	4.5%	157
<b>Total for Entity</b>	<b>\$3,484</b>		<b>\$157</b>
<b>Leaf Lake Township (Otter Tail)</b>			
Minnesota Association of Townships	516	5.5%	28
<b>Total for Entity</b>	<b>\$516</b>		<b>\$28</b>
<b>Leaf Mountain Township (Otter Tail)</b>			
Minnesota Association of Townships	438	5.5%	24
<b>Total for Entity</b>	<b>\$438</b>		<b>\$24</b>
<b>Leaf River Township (Wadena)</b>			
Minnesota Association of Townships	509	5.5%	28
<b>Total for Entity</b>	<b>\$509</b>		<b>\$28</b>
<b>Leaf Valley Township (Douglas)</b>			
Minnesota Association of Townships	488	5.5%	27
<b>Total for Entity</b>	<b>\$488</b>		<b>\$27</b>
<b>Leavenworth Township (Brown)</b>			
Minnesota Association of Townships	426	5.5%	23
<b>Total for Entity</b>	<b>\$426</b>		<b>\$23</b>
<b>Lee Township (Aitkin)</b>			
Minnesota Association of Townships	284	5.5%	16
<b>Total for Entity</b>	<b>\$284</b>		<b>\$16</b>
<b>Lee Township (Beltrami)</b>			
Minnesota Association of Townships	287	5.5%	16
<b>Total for Entity</b>	<b>\$287</b>		<b>\$16</b>
<b>Lee Township (Norman)</b>			
Minnesota Association of Townships	307	5.5%	17
<b>Total for Entity</b>	<b>\$307</b>		<b>\$17</b>
<b>Leech Lake Township (Cass)</b>			
Minnesota Association of Townships	480	5.5%	26
<b>Total for Entity</b>	<b>\$480</b>		<b>\$26</b>

**Table 5**  
**2018 Lobbying Expenditures Paid With Association Dues**  
**Listed by Entity**

Name of Entity (County) Association Name	Total Local Government Dues	Proportion of Dues Used for Lobbying	Total Dues Used for Lobbying
<b>Leeds Township (Murray)</b>			
Minnesota Association of Townships	334	5.5%	18
<b>Total for Entity</b>	<b>\$334</b>		<b>\$18</b>
<b>Leenthrop Township (Chippewa)</b>			
Minnesota Association of Townships	348	5.5%	19
<b>Total for Entity</b>	<b>\$348</b>		<b>\$19</b>
<b>Leiding Township (Saint Louis)</b>			
Minnesota Association of Townships	462	5.5%	25
<b>Total for Entity</b>	<b>\$462</b>		<b>\$25</b>
<b>Leigh Township (Morrison)</b>			
Minnesota Association of Townships	335	5.5%	18
<b>Total for Entity</b>	<b>\$335</b>		<b>\$18</b>
<b>Lemond Township (Steele)</b>			
Minnesota Association of Townships	496	5.5%	27
<b>Total for Entity</b>	<b>\$496</b>		<b>\$27</b>
<b>Lent Township (Chisago)</b>			
Minnesota Association of Townships	1,391	5.5%	77
<b>Total for Entity</b>	<b>\$1,391</b>		<b>\$77</b>
<b>Leon Township (Clearwater)</b>			
Minnesota Association of Townships	456	5.5%	25
<b>Total for Entity</b>	<b>\$456</b>		<b>\$25</b>
<b>Leon Township (Goodhue)</b>			
Minnesota Association of Townships	619	5.5%	34
<b>Total for Entity</b>	<b>\$619</b>		<b>\$34</b>
<b>Leonardsville Township (Traverse)</b>			
Minnesota Association of Townships	302	5.5%	17
<b>Total for Entity</b>	<b>\$302</b>		<b>\$17</b>
<b>Leota Township (Nobles)</b>			
Minnesota Association of Townships	463	5.5%	25
<b>Total for Entity</b>	<b>\$463</b>		<b>\$25</b>

**Table 5**  
**2018 Lobbying Expenditures Paid With Association Dues**  
**Listed by Entity**

Name of Entity (County) Association Name	Total Local Government Dues	Proportion of Dues Used for Lobbying	Total Dues Used for Lobbying
<b>LeRoy Township (Mower)</b>			
Minnesota Association of Townships	448	5.5%	25
<b>Total for Entity</b>	<b>\$448</b>		<b>\$25</b>
<b>Leslie Township (Todd)</b>			
Minnesota Association of Townships	543	5.5%	30
<b>Total for Entity</b>	<b>\$543</b>		<b>\$30</b>
<b>Lessor Township (Polk)</b>			
Minnesota Association of Townships	319	5.5%	18
<b>Total for Entity</b>	<b>\$319</b>		<b>\$18</b>
<b>Leven Township (Pope)</b>			
Minnesota Association of Townships	496	5.5%	27
<b>Total for Entity</b>	<b>\$496</b>		<b>\$27</b>
<b>Lewis Township (Mille Lacs)</b>			
Minnesota Association of Townships	286	5.5%	16
<b>Total for Entity</b>	<b>\$286</b>		<b>\$16</b>
<b>Lexington Township (Le Sueur)</b>			
Minnesota Association of Townships	560	5.5%	31
<b>Total for Entity</b>	<b>\$560</b>		<b>\$31</b>
<b>Libby Township (Aitkin)</b>			
Minnesota Association of Townships	285	5.5%	16
<b>Total for Entity</b>	<b>\$285</b>		<b>\$16</b>
<b>Liberty Township (Beltrami)</b>			
Minnesota Association of Townships	577	5.5%	32
<b>Total for Entity</b>	<b>\$577</b>		<b>\$32</b>
<b>Liberty Township (Polk)</b>			
Minnesota Association of Townships	303	5.5%	17
<b>Total for Entity</b>	<b>\$303</b>		<b>\$17</b>
<b>Lida Township (Otter Tail)</b>			
Minnesota Association of Townships	576	5.5%	32
<b>Total for Entity</b>	<b>\$576</b>		<b>\$32</b>

**Table 5**  
**2018 Lobbying Expenditures Paid With Association Dues**  
**Listed by Entity**

Name of Entity (County) Association Name	Total Local Government Dues	Proportion of Dues Used for Lobbying	Total Dues Used for Lobbying
<b>Lien Township (Grant)</b>			
Minnesota Association of Townships	306	5.5%	17
<b>Total for Entity</b>	<b>\$306</b>		<b>\$17</b>
<b>Lima Township (Cass)</b>			
Minnesota Association of Townships	302	5.5%	17
<b>Total for Entity</b>	<b>\$302</b>		<b>\$17</b>
<b>Lime Lake Township (Murray)</b>			
Minnesota Association of Townships	324	5.5%	18
<b>Total for Entity</b>	<b>\$324</b>		<b>\$18</b>
<b>Lime Township (Blue Earth)</b>			
Minnesota Association of Townships	736	5.5%	40
<b>Total for Entity</b>	<b>\$736</b>		<b>\$40</b>
<b>Limestone Township (Lincoln)</b>			
Minnesota Association of Townships	313	5.5%	17
<b>Total for Entity</b>	<b>\$313</b>		<b>\$17</b>
<b>Lincoln County</b>			
Association of Minnesota Counties	5,919	13.0%	769
<b>Total for Entity</b>	<b>\$5,919</b>		<b>\$769</b>
<b>Lincoln Soil and Water Conservation District</b>			
Minnesota Association of Soil and Water Conservation Districts	2,501	4.5%	113
<b>Total for Entity</b>	<b>\$2,501</b>		<b>\$113</b>
<b>Lincoln Township (Blue Earth)</b>			
Minnesota Association of Townships	331	5.5%	18
<b>Total for Entity</b>	<b>\$331</b>		<b>\$18</b>
<b>Lincoln Township (Marshall)</b>			
Minnesota Association of Townships	303	5.5%	17
<b>Total for Entity</b>	<b>\$303</b>		<b>\$17</b>
<b>Lincoln-Pipestone Rural Water System</b>			
League of Minnesota Cities	1,878	10.0%	188
<b>Total for Entity</b>	<b>\$1,878</b>		<b>\$188</b>

**Table 5**  
**2018 Lobbying Expenditures Paid With Association Dues**  
**Listed by Entity**

Name of Entity (County) Association Name	Total Local Government Dues	Proportion of Dues Used for Lobbying	Total Dues Used for Lobbying
<b>Lind Township (Roseau)</b>			
Minnesota Association of Townships	288	5.5%	16
<b>Total for Entity</b>	<b>\$288</b>		<b>\$16</b>
<b>Linden Grove Township (Saint Louis)</b>			
Minnesota Association of Townships	311	5.5%	17
<b>Total for Entity</b>	<b>\$311</b>		<b>\$17</b>
<b>Linden Township (Brown)</b>			
Minnesota Association of Townships	430	5.5%	24
<b>Total for Entity</b>	<b>\$430</b>		<b>\$24</b>
<b>Linsell Township (Marshall)</b>			
Minnesota Association of Townships	280	5.5%	15
<b>Total for Entity</b>	<b>\$280</b>		<b>\$15</b>
<b>Linwood Township (Anoka)</b>			
Minnesota Association of Townships	2,125	5.5%	117
<b>Total for Entity</b>	<b>\$2,125</b>		<b>\$117</b>
<b>Lisbon Township (Yellow Medicine)</b>			
Minnesota Association of Townships	331	5.5%	18
<b>Total for Entity</b>	<b>\$331</b>		<b>\$18</b>
<b>Lismore Township (Nobles)</b>			
Minnesota Association of Townships	324	5.5%	18
<b>Total for Entity</b>	<b>\$324</b>		<b>\$18</b>
<b>Litchfield Township (Meeker)</b>			
Minnesota Association of Townships	603	5.5%	33
<b>Total for Entity</b>	<b>\$603</b>		<b>\$33</b>
<b>Little Elbow Township (Mahnomen)</b>			
Minnesota Association of Townships	425	5.5%	23
<b>Total for Entity</b>	<b>\$425</b>		<b>\$23</b>
<b>Little Elk Township (Todd)</b>			
Minnesota Association of Townships	426	5.5%	23
<b>Total for Entity</b>	<b>\$426</b>		<b>\$23</b>

**Table 5**  
**2018 Lobbying Expenditures Paid With Association Dues**  
**Listed by Entity**

Name of Entity (County) Association Name	Total Local Government Dues	Proportion of Dues Used for Lobbying	Total Dues Used for Lobbying
<b>Little Falls Township (Morrison)</b>			
Minnesota Association of Townships	934	5.5%	51
<b>Total for Entity</b>	<b>\$934</b>		<b>\$51</b>
<b>Little Pine Township (Crow Wing)</b>			
Minnesota Association of Townships	296	5.5%	16
<b>Total for Entity</b>	<b>\$296</b>		<b>\$16</b>
<b>Little Rock Township (Nobles)</b>			
Minnesota Association of Townships	332	5.5%	18
<b>Total for Entity</b>	<b>\$332</b>		<b>\$18</b>
<b>Little Sauk Township (Todd)</b>			
Minnesota Association of Townships	601	5.5%	33
<b>Total for Entity</b>	<b>\$601</b>		<b>\$33</b>
<b>Livonia Township (Sherburne)</b>			
Minnesota Association of Townships	2,410	5.5%	133
<b>Total for Entity</b>	<b>\$2,410</b>		<b>\$133</b>
<b>Lockhart Township (Norman)</b>			
Minnesota Association of Townships	286	5.5%	16
<b>Total for Entity</b>	<b>\$286</b>		<b>\$16</b>
<b>Lodi Township (Mower)</b>			
Minnesota Association of Townships	422	5.5%	23
<b>Total for Entity</b>	<b>\$422</b>		<b>\$23</b>
<b>Logan Township (Aitkin)</b>			
Minnesota Association of Townships	324	5.5%	18
<b>Total for Entity</b>	<b>\$324</b>		<b>\$18</b>
<b>Logan Township (Grant)</b>			
Minnesota Association of Townships	297	5.5%	16
<b>Total for Entity</b>	<b>\$297</b>		<b>\$16</b>
<b>London Township (Freeborn)</b>			
Minnesota Association of Townships	432	5.5%	24
<b>Total for Entity</b>	<b>\$432</b>		<b>\$24</b>

**Table 5**  
**2018 Lobbying Expenditures Paid With Association Dues**  
**Listed by Entity**

Name of Entity (County) Association Name	Total Local Government Dues	Proportion of Dues Used for Lobbying	Total Dues Used for Lobbying
<b>Lone Pine Township (Itasca)</b>			
Minnesota Association of Townships	467	5.5%	26
Range Association of Municipalities and Schools	300	72.0%	216
<b>Total for Entity</b>	<b>\$767</b>		<b>\$242</b>
<b>Lone Tree Township (Chippewa)</b>			
Minnesota Association of Townships	325	5.5%	18
<b>Total for Entity</b>	<b>\$325</b>		<b>\$18</b>
<b>Long Lake Township (Crow Wing)</b>			
Minnesota Association of Townships	746	5.5%	41
<b>Total for Entity</b>	<b>\$746</b>		<b>\$41</b>
<b>Long Lake Township (Watonwan)</b>			
Minnesota Association of Townships	440	5.5%	24
<b>Total for Entity</b>	<b>\$440</b>		<b>\$24</b>
<b>Long Lost Lake Township (Clearwater)</b>			
Minnesota Association of Townships	284	5.5%	16
<b>Total for Entity</b>	<b>\$284</b>		<b>\$16</b>
<b>Long Prairie Township (Todd)</b>			
Minnesota Association of Townships	603	5.5%	33
<b>Total for Entity</b>	<b>\$603</b>		<b>\$33</b>
<b>Loon Lake Township (Cass)</b>			
Minnesota Association of Townships	521	5.5%	29
<b>Total for Entity</b>	<b>\$521</b>		<b>\$29</b>
<b>Lorain Township (Nobles)</b>			
Minnesota Association of Townships	436	5.5%	24
<b>Total for Entity</b>	<b>\$436</b>		<b>\$24</b>
<b>Louisville Township (Red Lake)</b>			
Minnesota Association of Townships	329	5.5%	18
<b>Total for Entity</b>	<b>\$329</b>		<b>\$18</b>
<b>Louisville Township (Scott)</b>			
Minnesota Association of Townships	847	5.5%	47
<b>Total for Entity</b>	<b>\$847</b>		<b>\$47</b>

**Table 5**  
**2018 Lobbying Expenditures Paid With Association Dues**  
**Listed by Entity**

Name of Entity (County) Association Name	Total Local Government Dues	Proportion of Dues Used for Lobbying	Total Dues Used for Lobbying
<b>Louriston Township (Chippewa)</b>			
Minnesota Association of Townships	317	5.5%	17
<b>Total for Entity</b>	<b>\$317</b>		<b>\$17</b>
<b>Lowell Township (Polk)</b>			
Minnesota Association of Townships	433	5.5%	24
<b>Total for Entity</b>	<b>\$433</b>		<b>\$24</b>
<b>Lower Minnesota River Watershed District</b>			
Minnesota Association of Watershed Districts	7,500	37.7%	2,828
<b>Total for Entity</b>	<b>\$7,500</b>		<b>\$2,828</b>
<b>Lowville Township (Murray)</b>			
Minnesota Association of Townships	323	5.5%	18
<b>Total for Entity</b>	<b>\$323</b>		<b>\$18</b>
<b>Lucas Township (Lyon)</b>			
Minnesota Association of Townships	346	5.5%	19
<b>Total for Entity</b>	<b>\$346</b>		<b>\$19</b>
<b>Lund Township (Douglas)</b>			
Minnesota Association of Townships	443	5.5%	24
<b>Total for Entity</b>	<b>\$443</b>		<b>\$24</b>
<b>Lura Township (Faribault)</b>			
Minnesota Association of Townships	320	5.5%	18
<b>Total for Entity</b>	<b>\$320</b>		<b>\$18</b>
<b>Lutsen Township (Cook)</b>			
Minnesota Association of Townships	475	5.5%	26
<b>Total for Entity</b>	<b>\$475</b>		<b>\$26</b>
<b>Luverne Township (Rock)</b>			
Minnesota Association of Townships	491	5.5%	27
<b>Total for Entity</b>	<b>\$491</b>		<b>\$27</b>
<b>Luxemburg Township (Stearns)</b>			
Minnesota Association of Townships	547	5.5%	30
<b>Total for Entity</b>	<b>\$547</b>		<b>\$30</b>



**Table 5**  
**2018 Lobbying Expenditures Paid With Association Dues**  
**Listed by Entity**

Name of Entity (County) Association Name	Total Local Government Dues	Proportion of Dues Used for Lobbying	Total Dues Used for Lobbying
<b>Lyle Township (Mower)</b>			
Minnesota Association of Townships	451	5.5%	25
<b>Total for Entity</b>	<b>\$451</b>		<b>\$25</b>
<b>Lynd Township (Lyon)</b>			
Minnesota Association of Townships	471	5.5%	26
<b>Total for Entity</b>	<b>\$471</b>		<b>\$26</b>
<b>Lynden Township (Stearns)</b>			
Minnesota Association of Townships	1,043	5.5%	57
<b>Total for Entity</b>	<b>\$1,043</b>		<b>\$57</b>
<b>Lynn Township (McLeod)</b>			
Minnesota Association of Townships	510	5.5%	28
<b>Total for Entity</b>	<b>\$510</b>		<b>\$28</b>
<b>Lyon County</b>			
Association of Minnesota Counties	12,931	13.0%	1,681
Greater Minnesota Parks and Trails	300	53.4%	160
<b>Total for Entity</b>	<b>\$13,231</b>		<b>\$1,841</b>
<b>Lyon Soil and Water Conservation District</b>			
Minnesota Association of Soil and Water Conservation Districts	3,460	4.5%	156
<b>Total for Entity</b>	<b>\$3,460</b>		<b>\$156</b>
<b>Lyons Township (Lyon)</b>			
Minnesota Association of Townships	330	5.5%	18
<b>Total for Entity</b>	<b>\$330</b>		<b>\$18</b>
<b>Lyons Township (Wadena)</b>			
Minnesota Association of Townships	333	5.5%	18
<b>Total for Entity</b>	<b>\$333</b>		<b>\$18</b>
<b>Lyra Township (Blue Earth)</b>			
Minnesota Association of Townships	437	5.5%	24
<b>Total for Entity</b>	<b>\$437</b>		<b>\$24</b>
<b>Macsville Township (Grant)</b>			
Minnesota Association of Townships	304	5.5%	17
<b>Total for Entity</b>	<b>\$304</b>		<b>\$17</b>

**Table 5**  
**2018 Lobbying Expenditures Paid With Association Dues**  
**Listed by Entity**

Name of Entity (County) Association Name	Total Local Government Dues	Proportion of Dues Used for Lobbying	Total Dues Used for Lobbying
<b>Macville Township (Aitkin)</b>			
Minnesota Association of Townships	333	5.5%	18
<b>Total for Entity</b>	<b>\$333</b>		<b>\$18</b>
<b>Madelia Township (Watonwan)</b>			
Minnesota Association of Townships	446	5.5%	25
<b>Total for Entity</b>	<b>\$446</b>		<b>\$25</b>
<b>Madison Township (Lac qui Parle)</b>			
Minnesota Association of Townships	336	5.5%	18
<b>Total for Entity</b>	<b>\$336</b>		<b>\$18</b>
<b>Magnolia Township (Rock)</b>			
Minnesota Association of Townships	336	5.5%	18
<b>Total for Entity</b>	<b>\$336</b>		<b>\$18</b>
<b>Mahnomen County</b>			
Association of Minnesota Counties	4,979	13.0%	647
Greater Minnesota Parks and Trails	150	53.4%	80
Minnesota Rural Counties Caucus	2,200	50.0%	1,100
<b>Total for Entity</b>	<b>\$7,329</b>		<b>\$1,827</b>
<b>Mahnomen Soil and Water Conservation District</b>			
Minnesota Association of Soil and Water Conservation Districts	2,372	4.5%	107
<b>Total for Entity</b>	<b>\$2,372</b>		<b>\$107</b>
<b>Mahtowa Township (Carlton)</b>			
Minnesota Association of Townships	539	5.5%	30
<b>Total for Entity</b>	<b>\$539</b>		<b>\$30</b>
<b>Maine Prairie Township (Stearns)</b>			
Minnesota Association of Townships	1,019	5.5%	56
<b>Total for Entity</b>	<b>\$1,019</b>		<b>\$56</b>
<b>Maine Township (Otter Tail)</b>			
Minnesota Association of Townships	544	5.5%	30
<b>Total for Entity</b>	<b>\$544</b>		<b>\$30</b>

**Table 5**  
**2018 Lobbying Expenditures Paid With Association Dues**  
**Listed by Entity**

Name of Entity (County) Association Name	Total Local Government Dues	Proportion of Dues Used for Lobbying	Total Dues Used for Lobbying
<b>Malmo Township (Aitkin)</b>			
Minnesota Association of Townships	442	5.5%	24
<b>Total for Entity</b>	<b>\$442</b>		<b>\$24</b>
<b>Malta Township (Big Stone)</b>			
Minnesota Association of Townships	303	5.5%	17
<b>Total for Entity</b>	<b>\$303</b>		<b>\$17</b>
<b>Malung Township (Roseau)</b>			
Minnesota Association of Townships	474	5.5%	26
<b>Total for Entity</b>	<b>\$474</b>		<b>\$26</b>
<b>Mamre Township (Kandiyohi)</b>			
Minnesota Association of Townships	462	5.5%	25
<b>Total for Entity</b>	<b>\$462</b>		<b>\$25</b>
<b>Manannah Township (Meeker)</b>			
Minnesota Association of Townships	532	5.5%	29
<b>Total for Entity</b>	<b>\$532</b>		<b>\$29</b>
<b>Manchester Township (Freeborn)</b>			
Minnesota Association of Townships	472	5.5%	26
<b>Total for Entity</b>	<b>\$472</b>		<b>\$26</b>
<b>Mandt Township (Chippewa)</b>			
Minnesota Association of Townships	318	5.5%	17
<b>Total for Entity</b>	<b>\$318</b>		<b>\$17</b>
<b>Manfred Township (Lac qui Parle)</b>			
Minnesota Association of Townships	300	5.5%	16
<b>Total for Entity</b>	<b>\$300</b>		<b>\$16</b>
<b>Mankato Township (Blue Earth)</b>			
Minnesota Association of Townships	986	5.5%	54
<b>Total for Entity</b>	<b>\$986</b>		<b>\$54</b>
<b>Mansfield Township (Freeborn)</b>			
Minnesota Association of Townships	340	5.5%	19
<b>Total for Entity</b>	<b>\$340</b>		<b>\$19</b>

**Table 5**  
**2018 Lobbying Expenditures Paid With Association Dues**  
**Listed by Entity**

Name of Entity (County) Association Name	Total Local Government Dues	Proportion of Dues Used for Lobbying	Total Dues Used for Lobbying
<b>Manston Township (Wilkin)</b>			
Minnesota Association of Townships	284	5.5%	16
<b>Total for Entity</b>	<b>\$284</b>		<b>\$16</b>
<b>Mantorville Township (Dodge)</b>			
Minnesota Association of Townships	1,036	5.5%	57
<b>Total for Entity</b>	<b>\$1,036</b>		<b>\$57</b>
<b>Mantrap Township (Hubbard)</b>			
Minnesota Association of Townships	506	5.5%	28
<b>Total for Entity</b>	<b>\$506</b>		<b>\$28</b>
<b>Manyaska Township (Martin)</b>			
Minnesota Association of Townships	438	5.5%	24
<b>Total for Entity</b>	<b>\$438</b>		<b>\$24</b>
<b>Maple Grove Township (Becker)</b>			
Minnesota Association of Townships	486	5.5%	27
<b>Total for Entity</b>	<b>\$486</b>		<b>\$27</b>
<b>Maple Grove Township (Crow Wing)</b>			
Minnesota Association of Townships	599	5.5%	33
<b>Total for Entity</b>	<b>\$599</b>		<b>\$33</b>
<b>Maple Grove Transit</b>			
Suburban Transit Association	9,500	99.8%	9,481
<b>Total for Entity</b>	<b>\$9,500</b>		<b>\$9,481</b>
<b>Maple Lake Township (Wright)</b>			
Minnesota Association of Townships	1,097	5.5%	60
<b>Total for Entity</b>	<b>\$1,097</b>		<b>\$60</b>
<b>Maple Ridge Township (Beltrami)</b>			
Minnesota Association of Townships	304	5.5%	17
<b>Total for Entity</b>	<b>\$304</b>		<b>\$17</b>
<b>Maple Ridge Township (Isanti)</b>			
Minnesota Association of Townships	589	5.5%	32
<b>Total for Entity</b>	<b>\$589</b>		<b>\$32</b>

**Table 5**  
**2018 Lobbying Expenditures Paid With Association Dues**  
**Listed by Entity**

Name of Entity (County) Association Name	Total Local Government Dues	Proportion of Dues Used for Lobbying	Total Dues Used for Lobbying
<b>Maple Township (Cass)</b>			
Minnesota Association of Townships	463	5.5%	25
<b>Total for Entity</b>	<b>\$463</b>		<b>\$25</b>
<b>Mapleton Township (Blue Earth)</b>			
Minnesota Association of Townships	432	5.5%	24
<b>Total for Entity</b>	<b>\$432</b>		<b>\$24</b>
<b>Maplewood Township (Otter Tail)</b>			
Minnesota Association of Townships	439	5.5%	24
<b>Total for Entity</b>	<b>\$439</b>		<b>\$24</b>
<b>Marble Township (Lincoln)</b>			
Minnesota Association of Townships	320	5.5%	18
<b>Total for Entity</b>	<b>\$320</b>		<b>\$18</b>
<b>Marcell Township (Itasca)</b>			
Minnesota Association of Townships	486	5.5%	27
<b>Total for Entity</b>	<b>\$486</b>		<b>\$27</b>
<b>Marion Township (Olmsted)</b>			
Minnesota Association of Townships	1,657	5.5%	91
<b>Total for Entity</b>	<b>\$1,657</b>		<b>\$91</b>
<b>Marsh Creek Township (Mahnomen)</b>			
Minnesota Association of Townships	317	5.5%	17
<b>Total for Entity</b>	<b>\$317</b>		<b>\$17</b>
<b>Marsh Grove Township (Marshall)</b>			
Minnesota Association of Townships	312	5.5%	17
<b>Total for Entity</b>	<b>\$312</b>		<b>\$17</b>
<b>Marshall County</b>			
Association of Minnesota Counties	7,244	13.0%	942
Greater Minnesota Parks and Trails	150	53.4%	80
Minnesota Rural Counties Caucus	2,300	50.0%	1,150
<b>Total for Entity</b>	<b>\$9,694</b>		<b>\$2,172</b>

**Table 5**  
**2018 Lobbying Expenditures Paid With Association Dues**  
**Listed by Entity**

Name of Entity (County) Association Name	Total Local Government Dues	Proportion of Dues Used for Lobbying	Total Dues Used for Lobbying
<b>Marshall Soil and Water Conservation District</b>			
Minnesota Association of Soil and Water Conservation Districts	2,682	4.5%	121
<b>Total for Entity</b>	<b>\$2,682</b>		<b>\$121</b>
<b>Marshall Township (Mower)</b>			
Minnesota Association of Townships	450	5.5%	25
<b>Total for Entity</b>	<b>\$450</b>		<b>\$25</b>
<b>Marshan Township (Dakota)</b>			
Minnesota Association of Townships	773	5.5%	43
<b>Total for Entity</b>	<b>\$773</b>		<b>\$43</b>
<b>Marshfield Township (Lincoln)</b>			
Minnesota Association of Townships	343	5.5%	19
<b>Total for Entity</b>	<b>\$343</b>		<b>\$19</b>
<b>Martin County</b>			
Association of Minnesota Counties	12,082	13.0%	1,571
<b>Total for Entity</b>	<b>\$12,082</b>		<b>\$1,571</b>
<b>Martin Soil and Water Conservation District</b>			
Minnesota Association of Soil and Water Conservation Districts	3,344	4.5%	150
<b>Total for Entity</b>	<b>\$3,344</b>		<b>\$150</b>
<b>Martin Township (Rock)</b>			
Minnesota Association of Townships	459	5.5%	25
<b>Total for Entity</b>	<b>\$459</b>		<b>\$25</b>
<b>Martinsburg Township (Renville)</b>			
Minnesota Association of Townships	327	5.5%	18
<b>Total for Entity</b>	<b>\$327</b>		<b>\$18</b>
<b>Mary Township (Norman)</b>			
Minnesota Association of Townships	294	5.5%	16
<b>Total for Entity</b>	<b>\$294</b>		<b>\$16</b>
<b>Marysland Township (Swift)</b>			
Minnesota Association of Townships	301	5.5%	17
<b>Total for Entity</b>	<b>\$301</b>		<b>\$17</b>

**Table 5**  
**2018 Lobbying Expenditures Paid With Association Dues**  
**Listed by Entity**

Name of Entity (County) Association Name	Total Local Government Dues	Proportion of Dues Used for Lobbying	Total Dues Used for Lobbying
<b>Marysville Township (Wright)</b>			
Minnesota Association of Townships	1,120	5.5%	62
<b>Total for Entity</b>	<b>\$1,120</b>		<b>\$62</b>
<b>Mason Township (Murray)</b>			
Minnesota Association of Townships	433	5.5%	24
<b>Total for Entity</b>	<b>\$433</b>		<b>\$24</b>
<b>Max Township (Itasca)</b>			
Minnesota Association of Townships	313	5.5%	17
<b>Total for Entity</b>	<b>\$313</b>		<b>\$17</b>
<b>Maxwell Township (Lac qui Parle)</b>			
Minnesota Association of Townships	323	5.5%	18
<b>Total for Entity</b>	<b>\$323</b>		<b>\$18</b>
<b>May Township (Cass)</b>			
Minnesota Association of Townships	612	5.5%	34
<b>Total for Entity</b>	<b>\$612</b>		<b>\$34</b>
<b>May Township (Washington)</b>			
League of Minnesota Cities	3,027	10.0%	303
Minnesota Association of Townships	1,294	5.5%	71
<b>Total for Entity</b>	<b>\$4,321</b>		<b>\$374</b>
<b>Mayfield Township (Pennington)</b>			
Minnesota Association of Townships	285	5.5%	16
<b>Total for Entity</b>	<b>\$285</b>		<b>\$16</b>
<b>Mayhew Lake Township (Benton)</b>			
Minnesota Association of Townships	615	5.5%	34
<b>Total for Entity</b>	<b>\$615</b>		<b>\$34</b>
<b>Mayville Township (Houston)</b>			
Minnesota Association of Townships	468	5.5%	26
<b>Total for Entity</b>	<b>\$468</b>		<b>\$26</b>
<b>Maywood Township (Benton)</b>			
Minnesota Association of Townships	650	5.5%	36
<b>Total for Entity</b>	<b>\$650</b>		<b>\$36</b>

**Table 5**  
**2018 Lobbying Expenditures Paid With Association Dues**  
**Listed by Entity**

Name of Entity (County) Association Name	Total Local Government Dues	Proportion of Dues Used for Lobbying	Total Dues Used for Lobbying
<b>Mazeppa Township (Wabasha)</b>			
Minnesota Association of Townships	568	5.5%	31
<b>Total for Entity</b>	<b>\$568</b>		<b>\$31</b>
<b>McCauleyville Township (Wilkin)</b>			
Minnesota Association of Townships	290	5.5%	16
<b>Total for Entity</b>	<b>\$290</b>		<b>\$16</b>
<b>McCrea Township (Marshall)</b>			
Minnesota Association of Townships	343	5.5%	19
<b>Total for Entity</b>	<b>\$343</b>		<b>\$19</b>
<b>McDavitt Township (Saint Louis)</b>			
Minnesota Association of Townships	481	5.5%	26
Range Association of Municipalities and Schools	400	72.0%	288
<b>Total for Entity</b>	<b>\$881</b>		<b>\$314</b>
<b>McDonaldsville Township (Norman)</b>			
Minnesota Association of Townships	324	5.5%	18
<b>Total for Entity</b>	<b>\$324</b>		<b>\$18</b>
<b>McGregor Township (Aitkin)</b>			
Minnesota Association of Townships	300	5.5%	16
<b>Total for Entity</b>	<b>\$300</b>		<b>\$16</b>
<b>McKinley Township (Cass)</b>			
Minnesota Association of Townships	310	5.5%	17
<b>Total for Entity</b>	<b>\$310</b>		<b>\$17</b>
<b>McLeod County</b>			
Association of Minnesota Counties	15,084	13.0%	1,961
Greater Minnesota Parks and Trails	300	53.4%	160
Minnesota Rural Counties Caucus	2,700	50.0%	1,350
<b>Total for Entity</b>	<b>\$18,084</b>		<b>\$3,471</b>
<b>McLeod Soil and Water Conservation District</b>			
Minnesota Association of Soil and Water Conservation Districts	3,755	4.5%	169
<b>Total for Entity</b>	<b>\$3,755</b>		<b>\$169</b>



**Table 5**  
**2018 Lobbying Expenditures Paid With Association Dues**  
**Listed by Entity**

Name of Entity (County) Association Name	Total Local Government Dues	Proportion of Dues Used for Lobbying	Total Dues Used for Lobbying
<b>McPherson Township (Blue Earth)</b>			
Minnesota Association of Townships	485	5.5%	27
<b>Total for Entity</b>	<b>\$485</b>		<b>\$27</b>
<b>Meadow Brook Township (Cass)</b>			
Minnesota Association of Townships	346	5.5%	19
<b>Total for Entity</b>	<b>\$346</b>		<b>\$19</b>
<b>Meadow Township (Wadena)</b>			
Minnesota Association of Townships	335	5.5%	18
<b>Total for Entity</b>	<b>\$335</b>		<b>\$18</b>
<b>Meadowlands Township (Saint Louis)</b>			
Minnesota Association of Townships	434	5.5%	24
<b>Total for Entity</b>	<b>\$434</b>		<b>\$24</b>
<b>Meadows Township (Wilkin)</b>			
Minnesota Association of Townships	283	5.5%	16
<b>Total for Entity</b>	<b>\$283</b>		<b>\$16</b>
<b>Medford Township (Steele)</b>			
Minnesota Association of Townships	602	5.5%	33
<b>Total for Entity</b>	<b>\$602</b>		<b>\$33</b>
<b>Medo Township (Blue Earth)</b>			
Minnesota Association of Townships	451	5.5%	25
<b>Total for Entity</b>	<b>\$451</b>		<b>\$25</b>
<b>Meeker County</b>			
Association of Minnesota Counties	11,737	13.0%	1,526
Greater Minnesota Parks and Trails	225	53.4%	120
<b>Total for Entity</b>	<b>\$11,962</b>		<b>\$1,646</b>
<b>Meeker Soil and Water Conservation District</b>			
Minnesota Association of Soil and Water Conservation Districts	3,297	4.5%	148
<b>Total for Entity</b>	<b>\$3,297</b>		<b>\$148</b>
<b>Mehurin Township (Lac qui Parle)</b>			
Minnesota Association of Townships	291	5.5%	16
<b>Total for Entity</b>	<b>\$291</b>		<b>\$16</b>

**Table 5**  
**2018 Lobbying Expenditures Paid With Association Dues**  
**Listed by Entity**

Name of Entity (County) Association Name	Total Local Government Dues	Proportion of Dues Used for Lobbying	Total Dues Used for Lobbying
<b>Melrose Township (Stearns)</b>			
Minnesota Association of Townships	578	5.5%	32
<b>Total for Entity</b>	<b>\$578</b>		<b>\$32</b>
<b>Melville Township (Renville)</b>			
Minnesota Association of Townships	336	5.5%	18
<b>Total for Entity</b>	<b>\$336</b>		<b>\$18</b>
<b>Meriden Township (Steele)</b>			
Minnesota Association of Townships	536	5.5%	29
<b>Total for Entity</b>	<b>\$536</b>		<b>\$29</b>
<b>Merton Township (Steele)</b>			
Minnesota Association of Townships	445	5.5%	24
<b>Total for Entity</b>	<b>\$445</b>		<b>\$24</b>
<b>Metropolitan Council</b>			
League of Minnesota Cities	1,878	10.0%	188
<b>Total for Entity</b>	<b>\$1,878</b>		<b>\$188</b>
<b>Metropolitan Educational Cooperative Service Unit</b>			
Association of Metropolitan School Districts, Inc.	3,500	73.2%	2,562
<b>Total for Entity</b>	<b>\$3,500</b>		<b>\$2,562</b>
<b>Metropolitan Mosquito Control District</b>			
League of Minnesota Cities	1,878	10.0%	188
<b>Total for Entity</b>	<b>\$1,878</b>		<b>\$188</b>
<b>Mickinock Township (Roseau)</b>			
Minnesota Association of Townships	431	5.5%	24
<b>Total for Entity</b>	<b>\$431</b>		<b>\$24</b>
<b>Middle Fork Crow River Watershed District</b>			
League of Minnesota Cities	1,878	10.0%	188
Minnesota Association of Watershed Districts	3,954	37.7%	1,491
<b>Total for Entity</b>	<b>\$5,832</b>		<b>\$1,679</b>
<b>Middle River Township (Marshall)</b>			
Minnesota Association of Townships	294	5.5%	16
<b>Total for Entity</b>	<b>\$294</b>		<b>\$16</b>

**Table 5**  
**2018 Lobbying Expenditures Paid With Association Dues**  
**Listed by Entity**

Name of Entity (County) Association Name	Total Local Government Dues	Proportion of Dues Used for Lobbying	Total Dues Used for Lobbying
<b>Middle-Snake-Tamarac Rivers Watershed District</b>			
Minnesota Association of Watershed Districts	6,743	37.7%	2,542
<b>Total for Entity</b>	<b>\$6,743</b>		<b>\$2,542</b>
<b>Middletown Township (Jackson)</b>			
Minnesota Association of Townships	332	5.5%	18
<b>Total for Entity</b>	<b>\$332</b>		<b>\$18</b>
<b>Middleville Township (Wright)</b>			
Minnesota Association of Townships	654	5.5%	36
<b>Total for Entity</b>	<b>\$654</b>		<b>\$36</b>
<b>Mid-Minnesota Development Commission</b>			
League of Minnesota Cities	1,878	10.0%	188
<b>Total for Entity</b>	<b>\$1,878</b>		<b>\$188</b>
<b>Midway Township (Cottonwood)</b>			
Minnesota Association of Townships	334	5.5%	18
<b>Total for Entity</b>	<b>\$334</b>		<b>\$18</b>
<b>Midway Township (Saint Louis)</b>			
Minnesota Association of Townships	864	5.5%	48
<b>Total for Entity</b>	<b>\$864</b>		<b>\$48</b>
<b>Midwest Special Education Cooperative - # 398</b>			
Minnesota Rural Education Association	600	42.6%	256
<b>Total for Entity</b>	<b>\$600</b>		<b>\$256</b>
<b>Milaca Township (Mille Lacs)</b>			
Minnesota Association of Townships	921	5.5%	51
<b>Total for Entity</b>	<b>\$921</b>		<b>\$51</b>
<b>Milford Township (Brown)</b>			
Minnesota Association of Townships	554	5.5%	30
<b>Total for Entity</b>	<b>\$554</b>		<b>\$30</b>
<b>Mille Lacs County</b>			
Association of Minnesota Counties	11,665	13.0%	1,516
Minnesota Rural Counties Caucus	2,500	50.0%	1,250
<b>Total for Entity</b>	<b>\$14,165</b>		<b>\$2,766</b>

**Table 5**  
**2018 Lobbying Expenditures Paid With Association Dues**  
**Listed by Entity**

Name of Entity (County) Association Name	Total Local Government Dues	Proportion of Dues Used for Lobbying	Total Dues Used for Lobbying
<b>Mille Lacs Soil and Water Conservation District</b>			
Minnesota Association of Soil and Water Conservation Districts	3,287	4.5%	148
<b>Total for Entity</b>	<b>\$3,287</b>		<b>\$148</b>
<b>Millerville Township (Douglas)</b>			
Minnesota Association of Townships	447	5.5%	25
<b>Total for Entity</b>	<b>\$447</b>		<b>\$25</b>
<b>Millward Township (Aitkin)</b>			
Minnesota Association of Townships	292	5.5%	16
<b>Total for Entity</b>	<b>\$292</b>		<b>\$16</b>
<b>Millwood Township (Stearns)</b>			
Minnesota Association of Townships	732	5.5%	40
<b>Total for Entity</b>	<b>\$732</b>		<b>\$40</b>
<b>Milo Township (Mille Lacs)</b>			
Minnesota Association of Townships	857	5.5%	47
<b>Total for Entity</b>	<b>\$857</b>		<b>\$47</b>
<b>Milton Township (Dodge)</b>			
Minnesota Association of Townships	573	5.5%	32
<b>Total for Entity</b>	<b>\$573</b>		<b>\$32</b>
<b>Miltona Township (Douglas)</b>			
Minnesota Association of Townships	600	5.5%	33
<b>Total for Entity</b>	<b>\$600</b>		<b>\$33</b>
<b>Minden Township (Benton)</b>			
Minnesota Association of Townships	947	5.5%	52
<b>Total for Entity</b>	<b>\$947</b>		<b>\$52</b>
<b>Minerva Township (Clearwater)</b>			
Minnesota Association of Townships	426	5.5%	23
<b>Total for Entity</b>	<b>\$426</b>		<b>\$23</b>
<b>Minnehaha Creek Watershed District</b>			
League of Minnesota Cities	1,878	10.0%	188
Minnesota Association of Watershed Districts	7,500	37.7%	2,828
<b>Total for Entity</b>	<b>\$9,378</b>		<b>\$3,016</b>

**Table 5**  
**2018 Lobbying Expenditures Paid With Association Dues**  
**Listed by Entity**

Name of Entity (County) Association Name	Total Local Government Dues	Proportion of Dues Used for Lobbying	Total Dues Used for Lobbying
<b>Minneiska Township (Wabasha)</b>			
Minnesota Association of Townships	327	5.5%	18
<b>Total for Entity</b>	<b>\$327</b>		<b>\$18</b>
<b>Minneola Township (Goodhue)</b>			
Minnesota Association of Townships	543	5.5%	30
<b>Total for Entity</b>	<b>\$543</b>		<b>\$30</b>
<b>Minneota Township (Jackson)</b>			
Minnesota Association of Townships	347	5.5%	19
<b>Total for Entity</b>	<b>\$347</b>		<b>\$19</b>
<b>Minnesota Falls Township (Yellow Medicine)</b>			
Minnesota Association of Townships	471	5.5%	26
<b>Total for Entity</b>	<b>\$471</b>		<b>\$26</b>
<b>Minnesota Lake Township (Faribault)</b>			
Minnesota Association of Townships	325	5.5%	18
<b>Total for Entity</b>	<b>\$325</b>		<b>\$18</b>
<b>Minnesota Valley Transit Association</b>			
Suburban Transit Association	44,479	99.8%	44,390
<b>Total for Entity</b>	<b>\$44,479</b>		<b>\$44,390</b>
<b>Minnewaska Township (Pope)</b>			
Minnesota Association of Townships	506	5.5%	28
<b>Total for Entity</b>	<b>\$506</b>		<b>\$28</b>
<b>Minnie Township (Beltrami)</b>			
Minnesota Association of Townships	278	5.5%	15
<b>Total for Entity</b>	<b>\$278</b>		<b>\$15</b>
<b>Mission Creek Township (Pine)</b>			
Minnesota Association of Townships	539	5.5%	30
<b>Total for Entity</b>	<b>\$539</b>		<b>\$30</b>
<b>Mission Township (Crow Wing)</b>			
Minnesota Association of Townships	602	5.5%	33
<b>Total for Entity</b>	<b>\$602</b>		<b>\$33</b>

**Table 5**  
**2018 Lobbying Expenditures Paid With Association Dues**  
**Listed by Entity**

Name of Entity (County) Association Name	Total Local Government Dues	Proportion of Dues Used for Lobbying	Total Dues Used for Lobbying
<b>Mississippi Watershed Management Organization</b>			
League of Minnesota Cities	1,878	10.0%	188
<b>Total for Entity</b>	<b>\$1,878</b>		<b>\$188</b>
<b>Mitchell Township (Wilkin)</b>			
Minnesota Association of Townships	298	5.5%	16
<b>Total for Entity</b>	<b>\$298</b>		<b>\$16</b>
<b>Moe Township (Douglas)</b>			
Minnesota Association of Townships	598	5.5%	33
<b>Total for Entity</b>	<b>\$598</b>		<b>\$33</b>
<b>Moland Township (Clay)</b>			
Minnesota Association of Townships	436	5.5%	24
<b>Total for Entity</b>	<b>\$436</b>		<b>\$24</b>
<b>Moltke Township (Sibley)</b>			
Minnesota Association of Townships	349	5.5%	19
<b>Total for Entity</b>	<b>\$349</b>		<b>\$19</b>
<b>Money Creek Township (Houston)</b>			
Minnesota Association of Townships	532	5.5%	29
<b>Total for Entity</b>	<b>\$532</b>		<b>\$29</b>
<b>Monroe Township (Lyon)</b>			
Minnesota Association of Townships	330	5.5%	18
<b>Total for Entity</b>	<b>\$330</b>		<b>\$18</b>
<b>Monson Township (Traverse)</b>			
Minnesota Association of Townships	311	5.5%	17
<b>Total for Entity</b>	<b>\$311</b>		<b>\$17</b>
<b>Montgomery Township (Le Sueur)</b>			
Minnesota Association of Townships	553	5.5%	30
<b>Total for Entity</b>	<b>\$553</b>		<b>\$30</b>
<b>Monticello Township (Wright)</b>			
Minnesota Association of Townships	1,459	5.5%	80
<b>Total for Entity</b>	<b>\$1,459</b>		<b>\$80</b>

**Table 5**  
**2018 Lobbying Expenditures Paid With Association Dues**  
**Listed by Entity**

Name of Entity (County) Association Name	Total Local Government Dues	Proportion of Dues Used for Lobbying	Total Dues Used for Lobbying
<b>Moonshine Township (Big Stone)</b>			
Minnesota Association of Townships	300	5.5%	16
<b>Total for Entity</b>	<b>\$300</b>		<b>\$16</b>
<b>Moore Township (Stevens)</b>			
Minnesota Association of Townships	344	5.5%	19
<b>Total for Entity</b>	<b>\$344</b>		<b>\$19</b>
<b>Moorhead Township (Clay)</b>			
Coalition of Greater Minnesota Cities	4,201	50.8%	2,134
Minnesota Association of Townships	321	5.5%	18
<b>Total for Entity</b>	<b>\$4,522</b>		<b>\$2,152</b>
<b>Moose Creek Township (Clearwater)</b>			
Minnesota Association of Townships	348	5.5%	19
<b>Total for Entity</b>	<b>\$348</b>		<b>\$19</b>
<b>Moose Lake Community Hospital District</b>			
League of Minnesota Cities	1,878	10.0%	188
<b>Total for Entity</b>	<b>\$1,878</b>		<b>\$188</b>
<b>Moose Lake Township (Beltrami)</b>			
Minnesota Association of Townships	340	5.5%	19
<b>Total for Entity</b>	<b>\$340</b>		<b>\$19</b>
<b>Moose Lake Township (Carlton)</b>			
Minnesota Association of Townships	747	5.5%	41
<b>Total for Entity</b>	<b>\$747</b>		<b>\$41</b>
<b>Moose Lake Township (Cass)</b>			
Minnesota Association of Townships	308	5.5%	17
<b>Total for Entity</b>	<b>\$308</b>		<b>\$17</b>
<b>Moose Lake-Windemere Area Sanitary Sewer District</b>			
League of Minnesota Cities	1,878	10.0%	188
<b>Total for Entity</b>	<b>\$1,878</b>		<b>\$188</b>
<b>Moose Park Township (Itasca)</b>			
Minnesota Association of Townships	291	5.5%	16
<b>Total for Entity</b>	<b>\$291</b>		<b>\$16</b>

**Table 5**  
**2018 Lobbying Expenditures Paid With Association Dues**  
**Listed by Entity**

Name of Entity (County) Association Name	Total Local Government Dues	Proportion of Dues Used for Lobbying	Total Dues Used for Lobbying
<b>Moose River Township (Marshall)</b>			
Minnesota Association of Townships	278	5.5%	15
<b>Total for Entity</b>	<b>\$278</b>		<b>\$15</b>
<b>Moose Township (Roseau)</b>			
Minnesota Association of Townships	305	5.5%	17
<b>Total for Entity</b>	<b>\$305</b>		<b>\$17</b>
<b>Moran Township (Todd)</b>			
Minnesota Association of Townships	500	5.5%	28
<b>Total for Entity</b>	<b>\$500</b>		<b>\$28</b>
<b>Moranville Township (Roseau)</b>			
Minnesota Association of Townships	619	5.5%	34
<b>Total for Entity</b>	<b>\$619</b>		<b>\$34</b>
<b>Morcom Township (Saint Louis)</b>			
Minnesota Association of Townships	298	5.5%	16
<b>Total for Entity</b>	<b>\$298</b>		<b>\$16</b>
<b>Morgan Township (Redwood)</b>			
Minnesota Association of Townships	344	5.5%	19
<b>Total for Entity</b>	<b>\$344</b>		<b>\$19</b>
<b>Morken Township (Clay)</b>			
Minnesota Association of Townships	320	5.5%	18
<b>Total for Entity</b>	<b>\$320</b>		<b>\$18</b>
<b>Morrill Township (Morrison)</b>			
Minnesota Association of Townships	556	5.5%	31
<b>Total for Entity</b>	<b>\$556</b>		<b>\$31</b>
<b>Morris Township (Stevens)</b>			
Minnesota Association of Townships	466	5.5%	26
<b>Total for Entity</b>	<b>\$466</b>		<b>\$26</b>
<b>Morrison County</b>			
Association of Minnesota Counties	14,121	13.0%	1,836
Greater Minnesota Parks and Trails	300	53.4%	160
<b>Total for Entity</b>	<b>\$14,421</b>		<b>\$1,996</b>



**Table 5**  
**2018 Lobbying Expenditures Paid With Association Dues**  
**Listed by Entity**

Name of Entity (County) Association Name	Total Local Government Dues	Proportion of Dues Used for Lobbying	Total Dues Used for Lobbying
<b>Morrison Soil and Water Conservation District</b>			
Minnesota Association of Soil and Water Conservation Districts	3,623	4.5%	163
<b>Total for Entity</b>	<b>\$3,623</b>		<b>\$163</b>
<b>Morrison Township (Aitkin)</b>			
Minnesota Association of Townships	330	5.5%	18
<b>Total for Entity</b>	<b>\$330</b>		<b>\$18</b>
<b>Morristown Township (Rice)</b>			
Minnesota Association of Townships	571	5.5%	31
<b>Total for Entity</b>	<b>\$571</b>		<b>\$31</b>
<b>Morse Township (Itasca)</b>			
Minnesota Association of Townships	536	5.5%	29
Range Association of Municipalities and Schools	350	72.0%	252
<b>Total for Entity</b>	<b>\$886</b>		<b>\$281</b>
<b>Morse Township (Saint Louis)</b>			
Minnesota Association of Townships	790	5.5%	43
<b>Total for Entity</b>	<b>\$790</b>		<b>\$43</b>
<b>Moscow Township (Freeborn)</b>			
Minnesota Association of Townships	505	5.5%	28
<b>Total for Entity</b>	<b>\$505</b>		<b>\$28</b>
<b>Motley Township (Morrison)</b>			
Minnesota Association of Townships	337	5.5%	19
<b>Total for Entity</b>	<b>\$337</b>		<b>\$19</b>
<b>Moulton Township (Murray)</b>			
Minnesota Association of Townships	335	5.5%	18
<b>Total for Entity</b>	<b>\$335</b>		<b>\$18</b>
<b>Mound Prairie Township (Houston)</b>			
Minnesota Association of Townships	532	5.5%	29
<b>Total for Entity</b>	<b>\$532</b>		<b>\$29</b>
<b>Mound Township (Rock)</b>			
Minnesota Association of Townships	343	5.5%	19
<b>Total for Entity</b>	<b>\$343</b>		<b>\$19</b>

**Table 5**  
**2018 Lobbying Expenditures Paid With Association Dues**  
**Listed by Entity**

Name of Entity (County) Association Name	Total Local Government Dues	Proportion of Dues Used for Lobbying	Total Dues Used for Lobbying
<b>Mount Morris Township (Morrison)</b>			
Minnesota Association of Townships	296	5.5%	16
<b>Total for Entity</b>	<b>\$296</b>		<b>\$16</b>
<b>Mount Pleasant Township (Wabasha)</b>			
Minnesota Association of Townships	476	5.5%	26
<b>Total for Entity</b>	<b>\$476</b>		<b>\$26</b>
<b>Mount Vernon Township (Winona)</b>			
Minnesota Association of Townships	423	5.5%	23
<b>Total for Entity</b>	<b>\$423</b>		<b>\$23</b>
<b>Mountain Lake Township (Cottonwood)</b>			
Minnesota Association of Townships	461	5.5%	25
<b>Total for Entity</b>	<b>\$461</b>		<b>\$25</b>
<b>Mower County</b>			
Association of Minnesota Counties	16,245	13.0%	2,112
<b>Total for Entity</b>	<b>\$16,245</b>		<b>\$2,112</b>
<b>Mower County Soil and Water Conservation District</b>			
Minnesota Association of Soil and Water Conservation Districts	3,914	4.5%	176
<b>Total for Entity</b>	<b>\$3,914</b>		<b>\$176</b>
<b>Moyer Township (Swift)</b>			
Minnesota Association of Townships	296	5.5%	16
<b>Total for Entity</b>	<b>\$296</b>		<b>\$16</b>
<b>Moylan Township (Marshall)</b>			
Minnesota Association of Townships	300	5.5%	16
<b>Total for Entity</b>	<b>\$300</b>		<b>\$16</b>
<b>Mudgett Township (Mille Lacs)</b>			
Minnesota Association of Townships	298	5.5%	16
<b>Total for Entity</b>	<b>\$298</b>		<b>\$16</b>
<b>Mulligan Township (Brown)</b>			
Minnesota Association of Townships	337	5.5%	19
<b>Total for Entity</b>	<b>\$337</b>		<b>\$19</b>

**Table 5**  
**2018 Lobbying Expenditures Paid With Association Dues**  
**Listed by Entity**

Name of Entity (County) Association Name	Total Local Government Dues	Proportion of Dues Used for Lobbying	Total Dues Used for Lobbying
<b>Munch Township (Pine)</b>			
Minnesota Association of Townships	437	5.5%	24
<b>Total for Entity</b>	<b>\$437</b>		<b>\$24</b>
<b>Munson Township (Stearns)</b>			
Minnesota Association of Townships	898	5.5%	49
<b>Total for Entity</b>	<b>\$898</b>		<b>\$49</b>
<b>Murray County</b>			
Association of Minnesota Counties	8,198	13.0%	1,066
<b>Total for Entity</b>	<b>\$8,198</b>		<b>\$1,066</b>
<b>Murray Soil and Water Conservation District</b>			
Minnesota Association of Soil and Water Conservation Districts	2,812	4.5%	127
<b>Total for Entity</b>	<b>\$2,812</b>		<b>\$127</b>
<b>Murray Township (Murray)</b>			
Minnesota Association of Townships	321	5.5%	18
<b>Total for Entity</b>	<b>\$321</b>		<b>\$18</b>
<b>Nashville Township (Martin)</b>			
Minnesota Association of Townships	327	5.5%	18
<b>Total for Entity</b>	<b>\$327</b>		<b>\$18</b>
<b>Nashwauk Township (Itasca)</b>			
League of Minnesota Cities	848	10.0%	85
Minnesota Association of Townships	560	5.5%	31
Range Association of Municipalities and Schools	350	72.0%	252
<b>Total for Entity</b>	<b>\$1,758</b>		<b>\$368</b>
<b>Nebish Township (Beltrami)</b>			
Minnesota Association of Townships	431	5.5%	24
<b>Total for Entity</b>	<b>\$431</b>		<b>\$24</b>
<b>Nelson Park Township (Marshall)</b>			
Minnesota Association of Townships	308	5.5%	17
<b>Total for Entity</b>	<b>\$308</b>		<b>\$17</b>

**Table 5**  
**2018 Lobbying Expenditures Paid With Association Dues**  
**Listed by Entity**

Name of Entity (County) Association Name	Total Local Government Dues	Proportion of Dues Used for Lobbying	Total Dues Used for Lobbying
<b>Nelson Township (Watonwan)</b>			
Minnesota Association of Townships	425	5.5%	23
<b>Total for Entity</b>	<b>\$425</b>		<b>\$23</b>
<b>Nereson Township (Roseau)</b>			
Minnesota Association of Townships	287	5.5%	16
<b>Total for Entity</b>	<b>\$287</b>		<b>\$16</b>
<b>Nesbit Township (Polk)</b>			
Minnesota Association of Townships	299	5.5%	16
<b>Total for Entity</b>	<b>\$299</b>		<b>\$16</b>
<b>Ness Township (Saint Louis)</b>			
Minnesota Association of Townships	289	5.5%	16
<b>Total for Entity</b>	<b>\$289</b>		<b>\$16</b>
<b>Nessel Township (Chisago)</b>			
Minnesota Association of Townships	1,030	5.5%	57
<b>Total for Entity</b>	<b>\$1,030</b>		<b>\$57</b>
<b>Nevada Township (Mower)</b>			
Minnesota Association of Townships	449	5.5%	25
<b>Total for Entity</b>	<b>\$449</b>		<b>\$25</b>
<b>Nevis Township (Hubbard)</b>			
Minnesota Association of Townships	740	5.5%	41
<b>Total for Entity</b>	<b>\$740</b>		<b>\$41</b>
<b>New Auburn Township (Sibley)</b>			
Minnesota Association of Townships	464	5.5%	26
<b>Total for Entity</b>	<b>\$464</b>		<b>\$26</b>
<b>New Avon Township (Redwood)</b>			
Minnesota Association of Townships	324	5.5%	18
<b>Total for Entity</b>	<b>\$324</b>		<b>\$18</b>
<b>New Dosey Township (Pine)</b>			
Minnesota Association of Townships	293	5.5%	16
<b>Total for Entity</b>	<b>\$293</b>		<b>\$16</b>

**Table 5**  
**2018 Lobbying Expenditures Paid With Association Dues**  
**Listed by Entity**

Name of Entity (County) Association Name	Total Local Government Dues	Proportion of Dues Used for Lobbying	Total Dues Used for Lobbying
<b>New Folden Township (Marshall)</b>			
Minnesota Association of Townships	346	5.5%	19
<b>Total for Entity</b>	<b>\$346</b>		<b>\$19</b>
<b>New Hartford Township (Winona)</b>			
Minnesota Association of Townships	616	5.5%	34
<b>Total for Entity</b>	<b>\$616</b>		<b>\$34</b>
<b>New Haven Township (Olmsted)</b>			
Minnesota Association of Townships	801	5.5%	44
<b>Total for Entity</b>	<b>\$801</b>		<b>\$44</b>
<b>New Independence Township (Saint Louis)</b>			
Minnesota Association of Townships	433	5.5%	24
<b>Total for Entity</b>	<b>\$433</b>		<b>\$24</b>
<b>New London Township (Kandiyohi)</b>			
Minnesota Association of Townships	1,353	5.5%	74
<b>Total for Entity</b>	<b>\$1,353</b>		<b>\$74</b>
<b>New Maine Township (Marshall)</b>			
Minnesota Association of Townships	331	5.5%	18
<b>Total for Entity</b>	<b>\$331</b>		<b>\$18</b>
<b>New Market Township (Scott)</b>			
Minnesota Association of Townships	1,525	5.5%	84
<b>Total for Entity</b>	<b>\$1,525</b>		<b>\$84</b>
<b>New Prairie Township (Pope)</b>			
Minnesota Association of Townships	330	5.5%	18
<b>Total for Entity</b>	<b>\$330</b>		<b>\$18</b>
<b>New Richland Township (Waseca)</b>			
Minnesota Association of Townships	483	5.5%	27
<b>Total for Entity</b>	<b>\$483</b>		<b>\$27</b>
<b>New Solum Township (Marshall)</b>			
Minnesota Association of Townships	446	5.5%	25
<b>Total for Entity</b>	<b>\$446</b>		<b>\$25</b>

**Table 5**  
**2018 Lobbying Expenditures Paid With Association Dues**  
**Listed by Entity**

Name of Entity (County) Association Name	Total Local Government Dues	Proportion of Dues Used for Lobbying	Total Dues Used for Lobbying
<b>New Sweden Township (Nicollet)</b>			
Minnesota Association of Townships	428	5.5%	24
<b>Total for Entity</b>	<b>\$428</b>		<b>\$24</b>
<b>Newburg Township (Fillmore)</b>			
Minnesota Association of Townships	457	5.5%	25
<b>Total for Entity</b>	<b>\$457</b>		<b>\$25</b>
<b>Newry Township (Freeborn)</b>			
Minnesota Association of Townships	478	5.5%	26
<b>Total for Entity</b>	<b>\$478</b>		<b>\$26</b>
<b>Newton Township (Otter Tail)</b>			
Minnesota Association of Townships	589	5.5%	32
<b>Total for Entity</b>	<b>\$589</b>		<b>\$32</b>
<b>Nickerson Township (Pine)</b>			
Minnesota Association of Townships	320	5.5%	18
<b>Total for Entity</b>	<b>\$320</b>		<b>\$18</b>
<b>Nicollet County</b>			
Association of Minnesota Counties	14,553	13.0%	1,892
Highway 14 Partnership	2,500	85.2%	2,130
<b>Total for Entity</b>	<b>\$17,053</b>		<b>\$4,022</b>
<b>Nicollet Soil and Water Conservation District</b>			
Minnesota Association of Soil and Water Conservation Districts	3,682	4.5%	166
<b>Total for Entity</b>	<b>\$3,682</b>		<b>\$166</b>
<b>Nicollet Township (Nicollet)</b>			
Minnesota Association of Townships	503	5.5%	28
<b>Total for Entity</b>	<b>\$503</b>		<b>\$28</b>
<b>Nidaros Township (Otter Tail)</b>			
Minnesota Association of Townships	439	5.5%	24
<b>Total for Entity</b>	<b>\$439</b>		<b>\$24</b>
<b>Nilsen Township (Wilkin)</b>			
Minnesota Association of Townships	288	5.5%	16
<b>Total for Entity</b>	<b>\$288</b>		<b>\$16</b>

**Table 5**  
**2018 Lobbying Expenditures Paid With Association Dues**  
**Listed by Entity**

Name of Entity (County) Association Name	Total Local Government Dues	Proportion of Dues Used for Lobbying	Total Dues Used for Lobbying
<b>Nine Mile Creek Watershed District</b>			
League of Minnesota Cities	1,878	10.0%	188
Minnesota Association of Watershed Districts	7,500	37.7%	2,828
<b>Total for Entity</b>	<b>\$9,378</b>		<b>\$3,016</b>
<b>Nininger Township (Dakota)</b>			
Minnesota Association of Townships	628	5.5%	35
<b>Total for Entity</b>	<b>\$628</b>		<b>\$35</b>
<b>Nobles County</b>			
Association of Minnesota Counties	12,068	13.0%	1,569
<b>Total for Entity</b>	<b>\$12,068</b>		<b>\$1,569</b>
<b>Nobles Soil and Water Conservation District</b>			
Minnesota Association of Soil and Water Conservation Districts	3,342	4.5%	150
<b>Total for Entity</b>	<b>\$3,342</b>		<b>\$150</b>
<b>Nokay Lake Township (Crow Wing)</b>			
Minnesota Association of Townships	612	5.5%	34
<b>Total for Entity</b>	<b>\$612</b>		<b>\$34</b>
<b>Nora Township (Clearwater)</b>			
Minnesota Association of Townships	478	5.5%	26
<b>Total for Entity</b>	<b>\$478</b>		<b>\$26</b>
<b>Nora Township (Pope)</b>			
Minnesota Association of Townships	333	5.5%	18
<b>Total for Entity</b>	<b>\$333</b>		<b>\$18</b>
<b>Norden Township (Pennington)</b>			
Minnesota Association of Townships	464	5.5%	26
<b>Total for Entity</b>	<b>\$464</b>		<b>\$26</b>
<b>Nordick Township (Wilkin)</b>			
Minnesota Association of Townships	297	5.5%	16
<b>Total for Entity</b>	<b>\$297</b>		<b>\$16</b>
<b>Nordland Township (Aitkin)</b>			
Minnesota Association of Townships	647	5.5%	36
<b>Total for Entity</b>	<b>\$647</b>		<b>\$36</b>

**Table 5**  
**2018 Lobbying Expenditures Paid With Association Dues**  
**Listed by Entity**

Name of Entity (County) Association Name	Total Local Government Dues	Proportion of Dues Used for Lobbying	Total Dues Used for Lobbying
<b>Nordland Township (Lyon)</b>			
Minnesota Association of Townships	337	5.5%	19
<b>Total for Entity</b>	<b>\$337</b>		<b>\$19</b>
<b>Nore Township (Itasca)</b>			
Minnesota Association of Townships	287	5.5%	16
<b>Total for Entity</b>	<b>\$287</b>		<b>\$16</b>
<b>Norfolk Township (Renville)</b>			
Minnesota Association of Townships	316	5.5%	17
<b>Total for Entity</b>	<b>\$316</b>		<b>\$17</b>
<b>Norman County</b>			
Association of Minnesota Counties	6,682	13.0%	869
Minnesota Rural Counties Caucus	2,200	50.0%	1,100
<b>Total for Entity</b>	<b>\$8,882</b>		<b>\$1,969</b>
<b>Norman County Soil and Water Conservation District</b>			
Minnesota Association of Soil and Water Conservation Districts	2,605	4.5%	117
<b>Total for Entity</b>	<b>\$2,605</b>		<b>\$117</b>
<b>Norman Township (Pine)</b>			
Minnesota Association of Townships	349	5.5%	19
<b>Total for Entity</b>	<b>\$349</b>		<b>\$19</b>
<b>Norman Township (Yellow Medicine)</b>			
Minnesota Association of Townships	348	5.5%	19
<b>Total for Entity</b>	<b>\$348</b>		<b>\$19</b>
<b>Normania Township (Yellow Medicine)</b>			
Minnesota Association of Townships	331	5.5%	18
<b>Total for Entity</b>	<b>\$331</b>		<b>\$18</b>
<b>Normanna Township (Saint Louis)</b>			
Minnesota Association of Townships	591	5.5%	33
<b>Total for Entity</b>	<b>\$591</b>		<b>\$33</b>
<b>North Branch Township (Isanti)</b>			
Minnesota Association of Townships	996	5.5%	55
<b>Total for Entity</b>	<b>\$996</b>		<b>\$55</b>



**Table 5**  
**2018 Lobbying Expenditures Paid With Association Dues**  
**Listed by Entity**

Name of Entity (County) Association Name	Total Local Government Dues	Proportion of Dues Used for Lobbying	Total Dues Used for Lobbying
<b>North Fork Crow River Watershed District</b>			
League of Minnesota Cities	1,878	10.0%	188
Minnesota Association of Watershed Districts	3,057	37.7%	1,152
<b>Total for Entity</b>	<b>\$4,935</b>		<b>\$1,340</b>
<b>North Fork Township (Stearns)</b>			
Minnesota Association of Townships	349	5.5%	19
<b>Total for Entity</b>	<b>\$349</b>		<b>\$19</b>
<b>North Germany Township (Wadena)</b>			
Minnesota Association of Townships	439	5.5%	24
<b>Total for Entity</b>	<b>\$439</b>		<b>\$24</b>
<b>North Hero Township (Redwood)</b>			
Minnesota Association of Townships	317	5.5%	17
<b>Total for Entity</b>	<b>\$317</b>		<b>\$17</b>
<b>North Koochiching Area Sanitary District</b>			
League of Minnesota Cities	1,878	10.0%	188
<b>Total for Entity</b>	<b>\$1,878</b>		<b>\$188</b>
<b>North Ottawa Township (Grant)</b>			
Minnesota Association of Townships	285	5.5%	16
<b>Total for Entity</b>	<b>\$285</b>		<b>\$16</b>
<b>North Saint Louis Soil and Water Conservation District</b>			
Minnesota Association of Soil and Water Conservation Districts	3,190	4.5%	144
<b>Total for Entity</b>	<b>\$3,190</b>		<b>\$144</b>
<b>North Star Township (Brown)</b>			
Minnesota Association of Townships	425	5.5%	23
<b>Total for Entity</b>	<b>\$425</b>		<b>\$23</b>
<b>North Star Township (Saint Louis)</b>			
Minnesota Association of Townships	328	5.5%	18
<b>Total for Entity</b>	<b>\$328</b>		<b>\$18</b>
<b>North Township (Pennington)</b>			
Minnesota Association of Townships	576	5.5%	32
<b>Total for Entity</b>	<b>\$576</b>		<b>\$32</b>

**Table 5**  
**2018 Lobbying Expenditures Paid With Association Dues**  
**Listed by Entity**

Name of Entity (County) Association Name	Total Local Government Dues	Proportion of Dues Used for Lobbying	Total Dues Used for Lobbying
<b>Northeast Metro 916 Intermediate School District</b>			
Association of Metropolitan School Districts, Inc.	6,780	73.2%	4,963
Minnesota School Boards Association	5,987	22.5%	1,347
<b>Total for Entity</b>	<b>\$12,767</b>		<b>\$6,310</b>
<b>Northeast Service Cooperative</b>			
Minnesota Rural Education Association	600	42.6%	256
<b>Total for Entity</b>	<b>\$600</b>		<b>\$256</b>
<b>Northern Township (Beltrami)</b>			
Minnesota Association of Townships	1,719	5.5%	95
<b>Total for Entity</b>	<b>\$1,719</b>		<b>\$95</b>
<b>Northfield Township (Rice)</b>			
Minnesota Association of Townships	618	5.5%	34
<b>Total for Entity</b>	<b>\$618</b>		<b>\$34</b>
<b>Northland Learning Center - # 6076</b>			
Minnesota Rural Education Association	600	42.6%	256
Range Association of Municipalities and Schools	750	72.0%	540
<b>Total for Entity</b>	<b>\$1,350</b>		<b>\$796</b>
<b>Northland Township (Polk)</b>			
Minnesota Association of Townships	321	5.5%	18
<b>Total for Entity</b>	<b>\$321</b>		<b>\$18</b>
<b>Northland Township (Saint Louis)</b>			
Minnesota Association of Townships	325	5.5%	18
<b>Total for Entity</b>	<b>\$325</b>		<b>\$18</b>
<b>Northwest Regional Development Commission 1</b>			
League of Minnesota Cities	1,878	10.0%	188
<b>Total for Entity</b>	<b>\$1,878</b>		<b>\$188</b>
<b>Northwest Regional Interdistrict Council - #382-52</b>			
Minnesota Rural Education Association	600	42.6%	256
<b>Total for Entity</b>	<b>\$600</b>		<b>\$256</b>

**Table 5**  
**2018 Lobbying Expenditures Paid With Association Dues**  
**Listed by Entity**

Name of Entity (County) Association Name	Total Local Government Dues	Proportion of Dues Used for Lobbying	Total Dues Used for Lobbying
<b>Northwest Service Cooperative</b>			
Minnesota Rural Education Association	1,600	42.6%	682
<b>Total for Entity</b>	<b>\$1,600</b>		<b>\$682</b>
<b>Norton Township (Winona)</b>			
Minnesota Association of Townships	490	5.5%	27
<b>Total for Entity</b>	<b>\$490</b>		<b>\$27</b>
<b>Norway Lake Township (Kandiyohi)</b>			
Minnesota Association of Townships	424	5.5%	23
<b>Total for Entity</b>	<b>\$424</b>		<b>\$23</b>
<b>Norway Township (Fillmore)</b>			
Minnesota Association of Townships	444	5.5%	24
<b>Total for Entity</b>	<b>\$444</b>		<b>\$24</b>
<b>Norway Township (Kittson)</b>			
Minnesota Association of Townships	300	5.5%	16
<b>Total for Entity</b>	<b>\$300</b>		<b>\$16</b>
<b>Norwegian Grove Township (Otter Tail)</b>			
Minnesota Association of Townships	431	5.5%	24
<b>Total for Entity</b>	<b>\$431</b>		<b>\$24</b>
<b>Numedal Township (Pennington)</b>			
Minnesota Association of Townships	297	5.5%	16
<b>Total for Entity</b>	<b>\$297</b>		<b>\$16</b>
<b>Nunda Township (Freeborn)</b>			
Minnesota Association of Townships	435	5.5%	24
<b>Total for Entity</b>	<b>\$435</b>		<b>\$24</b>
<b>Oak Lawn Township (Crow Wing)</b>			
Minnesota Association of Townships	985	5.5%	54
<b>Total for Entity</b>	<b>\$985</b>		<b>\$54</b>
<b>Oak Park Township (Marshall)</b>			
Minnesota Association of Townships	311	5.5%	17
<b>Total for Entity</b>	<b>\$311</b>		<b>\$17</b>

**Table 5**  
**2018 Lobbying Expenditures Paid With Association Dues**  
**Listed by Entity**

Name of Entity (County) Association Name	Total Local Government Dues	Proportion of Dues Used for Lobbying	Total Dues Used for Lobbying
<b>Oak Township (Stearns)</b>			
Minnesota Association of Townships	538	5.5%	30
<b>Total for Entity</b>	<b>\$538</b>		<b>\$30</b>
<b>Oak Valley Township (Otter Tail)</b>			
Minnesota Association of Townships	450	5.5%	25
<b>Total for Entity</b>	<b>\$450</b>		<b>\$25</b>
<b>Oakland Township (Freeborn)</b>			
Minnesota Association of Townships	460	5.5%	25
<b>Total for Entity</b>	<b>\$460</b>		<b>\$25</b>
<b>Oakland Township (Mahnommen)</b>			
Minnesota Association of Townships	436	5.5%	24
<b>Total for Entity</b>	<b>\$436</b>		<b>\$24</b>
<b>Oakport Township (Clay)</b>			
Minnesota Association of Townships	485	5.5%	27
<b>Total for Entity</b>	<b>\$485</b>		<b>\$27</b>
<b>Oakwood Township (Wabasha)</b>			
Minnesota Association of Townships	464	5.5%	26
<b>Total for Entity</b>	<b>\$464</b>		<b>\$26</b>
<b>O'Brien Township (Beltrami)</b>			
Minnesota Association of Townships	288	5.5%	16
<b>Total for Entity</b>	<b>\$288</b>		<b>\$16</b>
<b>Odessa Township (Big Stone)</b>			
Minnesota Association of Townships	310	5.5%	17
<b>Total for Entity</b>	<b>\$310</b>		<b>\$17</b>
<b>Odin Township (Watonwan)</b>			
Minnesota Association of Townships	319	5.5%	18
<b>Total for Entity</b>	<b>\$319</b>		<b>\$18</b>
<b>Ogema Township (Pine)</b>			
Minnesota Association of Townships	447	5.5%	25
<b>Total for Entity</b>	<b>\$447</b>		<b>\$25</b>

**Table 5**  
**2018 Lobbying Expenditures Paid With Association Dues**  
**Listed by Entity**

Name of Entity (County) Association Name	Total Local Government Dues	Proportion of Dues Used for Lobbying	Total Dues Used for Lobbying
<b>Okabena-Ocheda Watershed District</b>			
Minnesota Association of Watershed Districts	2,061	37.7%	777
<b>Total for Entity</b>	<b>\$2,061</b>		<b>\$777</b>
<b>Olmsted County</b>			
Association of Minnesota Counties	33,020	13.0%	4,293
Greater Minnesota Parks and Trails	450	53.4%	240
Highway 14 Partnership	3,500	85.2%	2,982
Minnesota Inter-County Association	38,940	23.6%	9,190
<b>Total for Entity</b>	<b>\$75,910</b>		<b>\$16,705</b>
<b>Olmsted Soil and Water Conservation District</b>			
Minnesota Association of Soil and Water Conservation Districts	4,690	4.5%	211
<b>Total for Entity</b>	<b>\$4,690</b>		<b>\$211</b>
<b>Olney Township (Nobles)</b>			
Minnesota Association of Townships	332	5.5%	18
<b>Total for Entity</b>	<b>\$332</b>		<b>\$18</b>
<b>Omro Township (Yellow Medicine)</b>			
Minnesota Association of Townships	315	5.5%	17
<b>Total for Entity</b>	<b>\$315</b>		<b>\$17</b>
<b>Onamia Township (Mille Lacs)</b>			
Minnesota Association of Townships	517	5.5%	28
<b>Total for Entity</b>	<b>\$517</b>		<b>\$28</b>
<b>Onstad Township (Polk)</b>			
Minnesota Association of Townships	290	5.5%	16
<b>Total for Entity</b>	<b>\$290</b>		<b>\$16</b>
<b>Orange Township (Douglas)</b>			
Minnesota Association of Townships	439	5.5%	24
<b>Total for Entity</b>	<b>\$439</b>		<b>\$24</b>
<b>Orion Township (Olmsted)</b>			
Minnesota Association of Townships	538	5.5%	30
<b>Total for Entity</b>	<b>\$538</b>		<b>\$30</b>

**Table 5**  
**2018 Lobbying Expenditures Paid With Association Dues**  
**Listed by Entity**

Name of Entity (County) Association Name	Total Local Government Dues	Proportion of Dues Used for Lobbying	Total Dues Used for Lobbying
<b>Oronoco Township (Olmsted)</b>			
Minnesota Association of Townships	1,145	5.5%	63
<b>Total for Entity</b>	<b>\$1,145</b>		<b>\$63</b>
<b>Orrock Township (Sherburne)</b>			
Minnesota Association of Townships	1,568	5.5%	86
<b>Total for Entity</b>	<b>\$1,568</b>		<b>\$86</b>
<b>Orton Township (Wadena)</b>			
Minnesota Association of Townships	331	5.5%	18
<b>Total for Entity</b>	<b>\$331</b>		<b>\$18</b>
<b>Ortonville Township (Big Stone)</b>			
Minnesota Association of Townships	298	5.5%	16
<b>Total for Entity</b>	<b>\$298</b>		<b>\$16</b>
<b>Orwell Township (Otter Tail)</b>			
Minnesota Association of Townships	324	5.5%	18
<b>Total for Entity</b>	<b>\$324</b>		<b>\$18</b>
<b>Osage Township (Becker)</b>			
Minnesota Association of Townships	621	5.5%	34
<b>Total for Entity</b>	<b>\$621</b>		<b>\$34</b>
<b>Osakis Township (Douglas)</b>			
Minnesota Association of Townships	532	5.5%	29
<b>Total for Entity</b>	<b>\$532</b>		<b>\$29</b>
<b>Osborne Township (Pipestone)</b>			
Minnesota Association of Townships	424	5.5%	23
<b>Total for Entity</b>	<b>\$424</b>		<b>\$23</b>
<b>Oscar Township (Otter Tail)</b>			
Minnesota Association of Townships	335	5.5%	18
<b>Total for Entity</b>	<b>\$335</b>		<b>\$18</b>
<b>Osceola Township (Renville)</b>			
Minnesota Association of Townships	312	5.5%	17
<b>Total for Entity</b>	<b>\$312</b>		<b>\$17</b>

**Table 5**  
**2018 Lobbying Expenditures Paid With Association Dues**  
**Listed by Entity**

Name of Entity (County) Association Name	Total Local Government Dues	Proportion of Dues Used for Lobbying	Total Dues Used for Lobbying
<b>Oshawa Township (Nicollet)</b>			
Minnesota Association of Townships	500	5.5%	28
<b>Total for Entity</b>	<b>\$500</b>		<b>\$28</b>
<b>Oshkosh Township (Yellow Medicine)</b>			
Minnesota Association of Townships	333	5.5%	18
<b>Total for Entity</b>	<b>\$333</b>		<b>\$18</b>
<b>Oteneagen Township (Itasca)</b>			
Minnesota Association of Townships	445	5.5%	24
<b>Total for Entity</b>	<b>\$445</b>		<b>\$24</b>
<b>Otisco Township (Waseca)</b>			
Minnesota Association of Townships	528	5.5%	29
<b>Total for Entity</b>	<b>\$528</b>		<b>\$29</b>
<b>Otrey Township (Big Stone)</b>			
Minnesota Association of Townships	293	5.5%	16
<b>Total for Entity</b>	<b>\$293</b>		<b>\$16</b>
<b>Ottawa Township (Le Sueur)</b>			
Minnesota Association of Townships	424	5.5%	23
<b>Total for Entity</b>	<b>\$424</b>		<b>\$23</b>
<b>Otter Tail County</b>			
Association of Minnesota Counties	21,079	13.0%	2,740
Greater Minnesota Parks and Trails	400	53.4%	214
Minnesota Inter-County Association	14,758	23.6%	3,483
<b>Total for Entity</b>	<b>\$36,237</b>		<b>\$6,437</b>
<b>Otter Tail East Soil and Water Conservation District</b>			
Minnesota Association of Soil and Water Conservation Districts	3,133	4.5%	141
<b>Total for Entity</b>	<b>\$3,133</b>		<b>\$141</b>
<b>Otter Tail Peninsula Township (Cass)</b>			
Minnesota Association of Townships	288	5.5%	16
<b>Total for Entity</b>	<b>\$288</b>		<b>\$16</b>

**Table 5**  
**2018 Lobbying Expenditures Paid With Association Dues**  
**Listed by Entity**

Name of Entity (County) Association Name	Total Local Government Dues	Proportion of Dues Used for Lobbying	Total Dues Used for Lobbying
<b>Ottertail Township (Otter Tail)</b>			
Minnesota Association of Townships	503	5.5%	28
<b>Total for Entity</b>	<b>\$503</b>		<b>\$28</b>
<b>Otto Township (Otter Tail)</b>			
Minnesota Association of Townships	519	5.5%	29
<b>Total for Entity</b>	<b>\$519</b>		<b>\$29</b>
<b>Owatonna Township (Steele)</b>			
Minnesota Association of Townships	526	5.5%	29
<b>Total for Entity</b>	<b>\$526</b>		<b>\$29</b>
<b>Owens Township (Saint Louis)</b>			
Minnesota Association of Townships	423	5.5%	23
<b>Total for Entity</b>	<b>\$423</b>		<b>\$23</b>
<b>Oxford Township (Isanti)</b>			
Minnesota Association of Townships	632	5.5%	35
<b>Total for Entity</b>	<b>\$632</b>		<b>\$35</b>
<b>Paddock Township (Otter Tail)</b>			
Minnesota Association of Townships	449	5.5%	25
<b>Total for Entity</b>	<b>\$449</b>		<b>\$25</b>
<b>Page Township (Mille Lacs)</b>			
Minnesota Association of Townships	575	5.5%	32
<b>Total for Entity</b>	<b>\$575</b>		<b>\$32</b>
<b>Palmer Township (Sherburne)</b>			
Minnesota Association of Townships	1,196	5.5%	66
<b>Total for Entity</b>	<b>\$1,196</b>		<b>\$66</b>
<b>Palmville Township (Roseau)</b>			
Minnesota Association of Townships	282	5.5%	16
<b>Total for Entity</b>	<b>\$282</b>		<b>\$16</b>
<b>Palmyra Township (Renville)</b>			
Minnesota Association of Townships	323	5.5%	18
<b>Total for Entity</b>	<b>\$323</b>		<b>\$18</b>



**Table 5**  
**2018 Lobbying Expenditures Paid With Association Dues**  
**Listed by Entity**

Name of Entity (County) Association Name	Total Local Government Dues	Proportion of Dues Used for Lobbying	Total Dues Used for Lobbying
<b>Park Township (Pine)</b>			
Minnesota Association of Townships	280	5.5%	15
<b>Total for Entity</b>	<b>\$280</b>		<b>\$15</b>
<b>Parke Township (Clay)</b>			
Minnesota Association of Townships	498	5.5%	27
<b>Total for Entity</b>	<b>\$498</b>		<b>\$27</b>
<b>Parker Township (Marshall)</b>			
Minnesota Association of Townships	281	5.5%	15
<b>Total for Entity</b>	<b>\$281</b>		<b>\$15</b>
<b>Parker Township (Morrison)</b>			
Minnesota Association of Townships	481	5.5%	26
<b>Total for Entity</b>	<b>\$481</b>		<b>\$26</b>
<b>Parkers Prairie Township (Otter Tail)</b>			
Minnesota Association of Townships	452	5.5%	25
<b>Total for Entity</b>	<b>\$452</b>		<b>\$25</b>
<b>Parnell Township (Polk)</b>			
Minnesota Association of Townships	288	5.5%	16
<b>Total for Entity</b>	<b>\$288</b>		<b>\$16</b>
<b>Parnell Township (Traverse)</b>			
Minnesota Association of Townships	288	5.5%	16
<b>Total for Entity</b>	<b>\$288</b>		<b>\$16</b>
<b>Partridge Township (Pine)</b>			
Minnesota Association of Townships	537	5.5%	30
<b>Total for Entity</b>	<b>\$537</b>		<b>\$30</b>
<b>Paxton Township (Redwood)</b>			
Minnesota Association of Townships	509	5.5%	28
<b>Total for Entity</b>	<b>\$509</b>		<b>\$28</b>
<b>Paynesville Township (Stearns)</b>			
Minnesota Association of Townships	878	5.5%	48
<b>Total for Entity</b>	<b>\$878</b>		<b>\$48</b>

**Table 5**  
**2018 Lobbying Expenditures Paid With Association Dues**  
**Listed by Entity**

Name of Entity (County) Association Name	Total Local Government Dues	Proportion of Dues Used for Lobbying	Total Dues Used for Lobbying
<b>Peace Township (Kanabec)</b>			
Minnesota Association of Townships	624	5.5%	34
<b>Total for Entity</b>	<b>\$624</b>		<b>\$34</b>
<b>Pelan Township (Kittson)</b>			
Minnesota Association of Townships	284	5.5%	16
<b>Total for Entity</b>	<b>\$284</b>		<b>\$16</b>
<b>Pelican Lake Township (Grant)</b>			
Minnesota Association of Townships	480	5.5%	26
<b>Total for Entity</b>	<b>\$480</b>		<b>\$26</b>
<b>Pelican River Watershed District</b>			
League of Minnesota Cities	1,878	10.0%	188
Minnesota Association of Watershed Districts	4,308	37.7%	1,624
<b>Total for Entity</b>	<b>\$6,186</b>		<b>\$1,812</b>
<b>Pelican Township (Crow Wing)</b>			
Minnesota Association of Townships	484	5.5%	27
<b>Total for Entity</b>	<b>\$484</b>		<b>\$27</b>
<b>Pelican Township (Otter Tail)</b>			
Minnesota Association of Townships	540	5.5%	30
<b>Total for Entity</b>	<b>\$540</b>		<b>\$30</b>
<b>Pembina Township (Mahnomen)</b>			
Minnesota Association of Townships	569	5.5%	31
<b>Total for Entity</b>	<b>\$569</b>		<b>\$31</b>
<b>Penn Township (McLeod)</b>			
Minnesota Association of Townships	440	5.5%	24
<b>Total for Entity</b>	<b>\$440</b>		<b>\$24</b>
<b>Pennington County</b>			
Association of Minnesota Counties	7,640	13.0%	993
Minnesota Rural Counties Caucus	2,300	50.0%	1,150
<b>Total for Entity</b>	<b>\$9,940</b>		<b>\$2,143</b>

**Table 5**  
**2018 Lobbying Expenditures Paid With Association Dues**  
**Listed by Entity**

Name of Entity (County) Association Name	Total Local Government Dues	Proportion of Dues Used for Lobbying	Total Dues Used for Lobbying
<b>Pennington Soil and Water Conservation District</b>			
Minnesota Association of Soil and Water Conservation Districts	2,736	4.5%	123
<b>Total for Entity</b>	<b>\$2,736</b>		<b>\$123</b>
<b>Pepin Township (Wabasha)</b>			
Minnesota Association of Townships	456	5.5%	25
<b>Total for Entity</b>	<b>\$456</b>		<b>\$25</b>
<b>Pepperton Township (Stevens)</b>			
Minnesota Association of Townships	306	5.5%	17
<b>Total for Entity</b>	<b>\$306</b>		<b>\$17</b>
<b>Pequaywan Township (Saint Louis)</b>			
Minnesota Association of Townships	307	5.5%	17
<b>Total for Entity</b>	<b>\$307</b>		<b>\$17</b>
<b>Perch Lake Township (Carlton)</b>			
Minnesota Association of Townships	740	5.5%	41
<b>Total for Entity</b>	<b>\$740</b>		<b>\$41</b>
<b>Percy Township (Kittson)</b>			
Minnesota Association of Townships	277	5.5%	15
<b>Total for Entity</b>	<b>\$277</b>		<b>\$15</b>
<b>Perham Housing and Redevelopment Authority</b>			
Greater Minnesota Partnership	500	55.6%	278
<b>Total for Entity</b>	<b>\$500</b>		<b>\$278</b>
<b>Perham Township (Otter Tail)</b>			
Minnesota Association of Townships	616	5.5%	34
<b>Total for Entity</b>	<b>\$616</b>		<b>\$34</b>
<b>Perry Lake Township (Crow Wing)</b>			
Minnesota Association of Townships	446	5.5%	25
<b>Total for Entity</b>	<b>\$446</b>		<b>\$25</b>
<b>Perry Township (Lac qui Parle)</b>			
Minnesota Association of Townships	298	5.5%	16
<b>Total for Entity</b>	<b>\$298</b>		<b>\$16</b>

**Table 5**  
**2018 Lobbying Expenditures Paid With Association Dues**  
**Listed by Entity**

Name of Entity (County) Association Name	Total Local Government Dues	Proportion of Dues Used for Lobbying	Total Dues Used for Lobbying
<b>Petersburg Township (Jackson)</b>			
Minnesota Association of Townships	341	5.5%	19
<b>Total for Entity</b>	<b>\$341</b>		<b>\$19</b>
<b>Pickerel Lake Township (Freeborn)</b>			
Minnesota Association of Townships	549	5.5%	30
<b>Total for Entity</b>	<b>\$549</b>		<b>\$30</b>
<b>Pierz Township (Morrison)</b>			
Minnesota Association of Townships	513	5.5%	28
<b>Total for Entity</b>	<b>\$513</b>		<b>\$28</b>
<b>Pike Bay Township (Cass)</b>			
Minnesota Association of Townships	927	5.5%	51
<b>Total for Entity</b>	<b>\$927</b>		<b>\$51</b>
<b>Pike Creek Township (Morrison)</b>			
Minnesota Association of Townships	642	5.5%	35
<b>Total for Entity</b>	<b>\$642</b>		<b>\$35</b>
<b>Pike Township (Saint Louis)</b>			
Minnesota Association of Townships	466	5.5%	26
<b>Total for Entity</b>	<b>\$466</b>		<b>\$26</b>
<b>Pillsbury Township (Swift)</b>			
Minnesota Association of Townships	346	5.5%	19
<b>Total for Entity</b>	<b>\$346</b>		<b>\$19</b>
<b>Pilot Grove Township (Faribault)</b>			
Minnesota Association of Townships	316	5.5%	17
<b>Total for Entity</b>	<b>\$316</b>		<b>\$17</b>
<b>Pilot Mound Township (Fillmore)</b>			
Minnesota Association of Townships	451	5.5%	25
<b>Total for Entity</b>	<b>\$451</b>		<b>\$25</b>
<b>Pine City Township (Pine)</b>			
Minnesota Association of Townships	838	5.5%	46
<b>Total for Entity</b>	<b>\$838</b>		<b>\$46</b>

**Table 5**  
**2018 Lobbying Expenditures Paid With Association Dues**  
**Listed by Entity**

Name of Entity (County) Association Name	Total Local Government Dues	Proportion of Dues Used for Lobbying	Total Dues Used for Lobbying
<b>Pine County</b>			
Arrowhead Counties Association	2,750	60.0%	1,650
Association of Minnesota Counties	12,881	13.0%	1,675
<b>Total for Entity</b>	<b>\$15,631</b>		<b>\$3,325</b>
<b>Pine Island Township (Goodhue)</b>			
Minnesota Association of Townships	518	5.5%	28
<b>Total for Entity</b>	<b>\$518</b>		<b>\$28</b>
<b>Pine Lake Township (Cass)</b>			
Minnesota Association of Townships	340	5.5%	19
<b>Total for Entity</b>	<b>\$340</b>		<b>\$19</b>
<b>Pine Lake Township (Clearwater)</b>			
Minnesota Association of Townships	479	5.5%	26
<b>Total for Entity</b>	<b>\$479</b>		<b>\$26</b>
<b>Pine Lake Township (Otter Tail)</b>			
Minnesota Association of Townships	552	5.5%	30
<b>Total for Entity</b>	<b>\$552</b>		<b>\$30</b>
<b>Pine Lake Township (Pine)</b>			
Minnesota Association of Townships	521	5.5%	29
<b>Total for Entity</b>	<b>\$521</b>		<b>\$29</b>
<b>Pine Point Township (Becker)</b>			
Minnesota Association of Townships	469	5.5%	26
<b>Total for Entity</b>	<b>\$469</b>		<b>\$26</b>
<b>Pine River Township (Cass)</b>			
Minnesota Association of Townships	774	5.5%	43
<b>Total for Entity</b>	<b>\$774</b>		<b>\$43</b>
<b>Pine Soil and Water Conservation District</b>			
Minnesota Association of Soil and Water Conservation Districts	3,453	4.5%	155
<b>Total for Entity</b>	<b>\$3,453</b>		<b>\$155</b>
<b>Pipestone County</b>			
Association of Minnesota Counties	7,183	13.0%	934
<b>Total for Entity</b>	<b>\$7,183</b>		<b>\$934</b>

**Table 5**  
**2018 Lobbying Expenditures Paid With Association Dues**  
**Listed by Entity**

Name of Entity (County) Association Name	Total Local Government Dues	Proportion of Dues Used for Lobbying	Total Dues Used for Lobbying
<b>Pipestone Housing and Redevelopment Authority</b>			
Greater Minnesota Partnership	500	55.6%	278
<b>Total for Entity</b>	<b>\$500</b>		<b>\$278</b>
<b>Pipestone Soil and Water Conservation District</b>			
Minnesota Association of Soil and Water Conservation Districts	2,674	4.5%	120
<b>Total for Entity</b>	<b>\$2,674</b>		<b>\$120</b>
<b>Plainview Township (Wabasha)</b>			
Minnesota Association of Townships	482	5.5%	27
<b>Total for Entity</b>	<b>\$482</b>		<b>\$27</b>
<b>Plainview-Elgin Sanitary District</b>			
League of Minnesota Cities	1,878	10.0%	188
<b>Total for Entity</b>	<b>\$1,878</b>		<b>\$188</b>
<b>Platte Lake Township (Crow Wing)</b>			
Minnesota Association of Townships	476	5.5%	26
<b>Total for Entity</b>	<b>\$476</b>		<b>\$26</b>
<b>Platte Township (Morrison)</b>			
Minnesota Association of Townships	453	5.5%	25
<b>Total for Entity</b>	<b>\$453</b>		<b>\$25</b>
<b>Pleasant Grove Township (Olmsted)</b>			
Minnesota Association of Townships	608	5.5%	33
<b>Total for Entity</b>	<b>\$608</b>		<b>\$33</b>
<b>Pleasant Hill Township (Winona)</b>			
Minnesota Association of Townships	509	5.5%	28
<b>Total for Entity</b>	<b>\$509</b>		<b>\$28</b>
<b>Pleasant Mound Township (Blue Earth)</b>			
Minnesota Association of Townships	334	5.5%	18
<b>Total for Entity</b>	<b>\$334</b>		<b>\$18</b>
<b>Pleasant Prairie Township (Martin)</b>			
Minnesota Association of Townships	340	5.5%	19
<b>Total for Entity</b>	<b>\$340</b>		<b>\$19</b>

**Table 5**  
**2018 Lobbying Expenditures Paid With Association Dues**  
**Listed by Entity**

Name of Entity (County) Association Name	Total Local Government Dues	Proportion of Dues Used for Lobbying	Total Dues Used for Lobbying
<b>Pleasant Valley Township (Mower)</b>			
Minnesota Association of Townships	435	5.5%	24
<b>Total for Entity</b>	<b>\$435</b>		<b>\$24</b>
<b>Pleasant View Township (Norman)</b>			
Minnesota Association of Townships	304	5.5%	17
<b>Total for Entity</b>	<b>\$304</b>		<b>\$17</b>
<b>Pliny Township (Aitkin)</b>			
Minnesota Association of Townships	299	5.5%	16
<b>Total for Entity</b>	<b>\$299</b>		<b>\$16</b>
<b>Pohlitz Township (Roseau)</b>			
Minnesota Association of Townships	281	5.5%	15
<b>Total for Entity</b>	<b>\$281</b>		<b>\$15</b>
<b>Pokegama Township (Pine)</b>			
Minnesota Association of Townships	1,259	5.5%	69
<b>Total for Entity</b>	<b>\$1,259</b>		<b>\$69</b>
<b>Polk Centre Township (Pennington)</b>			
Minnesota Association of Townships	295	5.5%	16
<b>Total for Entity</b>	<b>\$295</b>		<b>\$16</b>
<b>Polk County</b>			
Association of Minnesota Counties	14,572	13.0%	1,894
Minnesota Rural Counties Caucus	2,700	50.0%	1,350
<b>Total for Entity</b>	<b>\$17,272</b>		<b>\$3,244</b>
<b>Polonia Township (Roseau)</b>			
Minnesota Association of Townships	281	5.5%	15
<b>Total for Entity</b>	<b>\$281</b>		<b>\$15</b>
<b>Pomme de Terre Township (Grant)</b>			
Minnesota Association of Townships	312	5.5%	17
<b>Total for Entity</b>	<b>\$312</b>		<b>\$17</b>
<b>Pomroy Township (Itasca)</b>			
Minnesota Association of Townships	285	5.5%	16
<b>Total for Entity</b>	<b>\$285</b>		<b>\$16</b>

**Table 5**  
**2018 Lobbying Expenditures Paid With Association Dues**  
**Listed by Entity**

Name of Entity (County) Association Name	Total Local Government Dues	Proportion of Dues Used for Lobbying	Total Dues Used for Lobbying
<b>Pomroy Township (Kanabec)</b>			
Minnesota Association of Townships	473	5.5%	26
<b>Total for Entity</b>	<b>\$473</b>		<b>\$26</b>
<b>Ponto Lake Township (Cass)</b>			
Minnesota Association of Townships	495	5.5%	27
<b>Total for Entity</b>	<b>\$495</b>		<b>\$27</b>
<b>Pope County</b>			
Association of Minnesota Counties	7,725	13.0%	1,004
Minnesota Rural Counties Caucus	2,300	50.0%	1,150
<b>Total for Entity</b>	<b>\$10,025</b>		<b>\$2,154</b>
<b>Pope Soil and Water Conservation District</b>			
Minnesota Association of Soil and Water Conservation Districts	2,748	4.5%	124
<b>Total for Entity</b>	<b>\$2,748</b>		<b>\$124</b>
<b>Poplar Grove Township (Roseau)</b>			
Minnesota Association of Townships	299	5.5%	16
<b>Total for Entity</b>	<b>\$299</b>		<b>\$16</b>
<b>Poplar River Township (Red Lake)</b>			
Minnesota Association of Townships	301	5.5%	17
<b>Total for Entity</b>	<b>\$301</b>		<b>\$17</b>
<b>Poplar Township (Cass)</b>			
Minnesota Association of Townships	327	5.5%	18
<b>Total for Entity</b>	<b>\$327</b>		<b>\$18</b>
<b>Popple Grove Township (Mahnomen)</b>			
Minnesota Association of Townships	315	5.5%	17
<b>Total for Entity</b>	<b>\$315</b>		<b>\$17</b>
<b>Popple Township (Clearwater)</b>			
Minnesota Association of Townships	513	5.5%	28
<b>Total for Entity</b>	<b>\$513</b>		<b>\$28</b>
<b>Poppleton Township (Kittson)</b>			
Minnesota Association of Townships	306	5.5%	17
<b>Total for Entity</b>	<b>\$306</b>		<b>\$17</b>



**Table 5**  
**2018 Lobbying Expenditures Paid With Association Dues**  
**Listed by Entity**

Name of Entity (County) Association Name	Total Local Government Dues	Proportion of Dues Used for Lobbying	Total Dues Used for Lobbying
<b>Port Hope Township (Beltrami)</b>			
Minnesota Association of Townships	553	5.5%	30
<b>Total for Entity</b>	<b>\$553</b>		<b>\$30</b>
<b>Portage Township (Saint Louis)</b>			
Minnesota Association of Townships	320	5.5%	18
<b>Total for Entity</b>	<b>\$320</b>		<b>\$18</b>
<b>Posen Township (Yellow Medicine)</b>			
Minnesota Association of Townships	337	5.5%	19
<b>Total for Entity</b>	<b>\$337</b>		<b>\$19</b>
<b>Powers Township (Cass)</b>			
Minnesota Association of Townships	566	5.5%	31
<b>Total for Entity</b>	<b>\$566</b>		<b>\$31</b>
<b>Prairie Lake Township (Saint Louis)</b>			
Minnesota Association of Townships	286	5.5%	16
<b>Total for Entity</b>	<b>\$286</b>		<b>\$16</b>
<b>Prairie View Township (Wilkin)</b>			
Minnesota Association of Townships	331	5.5%	18
<b>Total for Entity</b>	<b>\$331</b>		<b>\$18</b>
<b>Prairieville Township (Brown)</b>			
Minnesota Association of Townships	342	5.5%	19
<b>Total for Entity</b>	<b>\$342</b>		<b>\$19</b>
<b>Preble Township (Fillmore)</b>			
Minnesota Association of Townships	333	5.5%	18
<b>Total for Entity</b>	<b>\$333</b>		<b>\$18</b>
<b>Prescott Township (Faribault)</b>			
Minnesota Association of Townships	321	5.5%	18
<b>Total for Entity</b>	<b>\$321</b>		<b>\$18</b>
<b>Preston Lake Township (Renville)</b>			
Minnesota Association of Townships	424	5.5%	23
<b>Total for Entity</b>	<b>\$424</b>		<b>\$23</b>

**Table 5**  
**2018 Lobbying Expenditures Paid With Association Dues**  
**Listed by Entity**

Name of Entity (County) Association Name	Total Local Government Dues	Proportion of Dues Used for Lobbying	Total Dues Used for Lobbying
<b>Preston Township (Fillmore)</b>			
Minnesota Association of Townships	455	5.5%	25
<b>Total for Entity</b>	<b>\$455</b>		<b>\$25</b>
<b>Princeton Township (Mille Lacs)</b>			
Minnesota Association of Townships	1,125	5.5%	62
<b>Total for Entity</b>	<b>\$1,125</b>		<b>\$62</b>
<b>Prior Lake-Spring Lake Watershed District</b>			
League of Minnesota Cities	1,878	10.0%	188
Minnesota Association of Watershed Districts	7,500	37.7%	2,828
<b>Total for Entity</b>	<b>\$9,378</b>		<b>\$3,016</b>
<b>Prior Township (Big Stone)</b>			
Minnesota Association of Townships	350	5.5%	19
<b>Total for Entity</b>	<b>\$350</b>		<b>\$19</b>
<b>Providence Township (Lac qui Parle)</b>			
Minnesota Association of Townships	320	5.5%	18
<b>Total for Entity</b>	<b>\$320</b>		<b>\$18</b>
<b>Pulaski Township (Morrison)</b>			
Minnesota Association of Townships	429	5.5%	24
<b>Total for Entity</b>	<b>\$429</b>		<b>\$24</b>
<b>Queen Township (Polk)</b>			
Minnesota Association of Townships	338	5.5%	19
<b>Total for Entity</b>	<b>\$338</b>		<b>\$19</b>
<b>Quincy Township (Olmsted)</b>			
Minnesota Association of Townships	453	5.5%	25
<b>Total for Entity</b>	<b>\$453</b>		<b>\$25</b>
<b>Quiring Township (Beltrami)</b>			
Minnesota Association of Townships	295	5.5%	16
<b>Total for Entity</b>	<b>\$295</b>		<b>\$16</b>
<b>Rabbit Lake Township (Crow Wing)</b>			
Minnesota Association of Townships	444	5.5%	24
<b>Total for Entity</b>	<b>\$444</b>		<b>\$24</b>

**Table 5**  
**2018 Lobbying Expenditures Paid With Association Dues**  
**Listed by Entity**

Name of Entity (County) Association Name	Total Local Government Dues	Proportion of Dues Used for Lobbying	Total Dues Used for Lobbying
<b>Racine Township (Mower)</b>			
Minnesota Association of Townships	484	5.5%	27
<b>Total for Entity</b>	<b>\$484</b>		<b>\$27</b>
<b>Ramsey County</b>			
Association of Minnesota Counties	58,573	13.0%	7,614
<b>Total for Entity</b>	<b>\$58,573</b>		<b>\$7,614</b>
<b>Ramsey Soil and Water Conservation District</b>			
Minnesota Association of Soil and Water Conservation Districts	4,630	4.5%	208
<b>Total for Entity</b>	<b>\$4,630</b>		<b>\$208</b>
<b>Ramsey-Washington Metro Watershed District</b>			
League of Minnesota Cities	1,878	10.0%	188
Minnesota Association of Watershed Districts	7,500	37.7%	2,828
<b>Total for Entity</b>	<b>\$9,378</b>		<b>\$3,016</b>
<b>Randolph Township (Dakota)</b>			
Minnesota Association of Townships	562	5.5%	31
<b>Total for Entity</b>	<b>\$562</b>		<b>\$31</b>
<b>Ransom Township (Nobles)</b>			
Minnesota Association of Townships	340	5.5%	19
<b>Total for Entity</b>	<b>\$340</b>		<b>\$19</b>
<b>Rapidan Township (Blue Earth)</b>			
Minnesota Association of Townships	753	5.5%	41
<b>Total for Entity</b>	<b>\$753</b>		<b>\$41</b>
<b>Ravenna Township (Dakota)</b>			
Minnesota Association of Townships	1,160	5.5%	64
<b>Total for Entity</b>	<b>\$1,160</b>		<b>\$64</b>
<b>Raymond Township (Stearns)</b>			
Minnesota Association of Townships	420	5.5%	23
<b>Total for Entity</b>	<b>\$420</b>		<b>\$23</b>
<b>Red Eye Township (Wadena)</b>			
Minnesota Association of Townships	494	5.5%	27
<b>Total for Entity</b>	<b>\$494</b>		<b>\$27</b>

**Table 5**  
**2018 Lobbying Expenditures Paid With Association Dues**  
**Listed by Entity**

Name of Entity (County) Association Name	Total Local Government Dues	Proportion of Dues Used for Lobbying	Total Dues Used for Lobbying
<b>Red Lake County</b>			
Association of Minnesota Counties	4,150	13.0%	540
Minnesota Rural Counties Caucus	2,200	50.0%	1,100
<b>Total for Entity</b>	<b>\$6,350</b>		<b>\$1,640</b>
<b>Red Lake Falls Township (Red Lake)</b>			
Minnesota Association of Townships	332	5.5%	18
<b>Total for Entity</b>	<b>\$332</b>		<b>\$18</b>
<b>Red Lake Soil and Water Conservation District</b>			
Minnesota Association of Soil and Water Conservation Districts	2,265	4.5%	102
<b>Total for Entity</b>	<b>\$2,265</b>		<b>\$102</b>
<b>Red Lake Watershed District</b>			
League of Minnesota Cities	1,878	10.0%	188
Minnesota Association of Watershed Districts	7,500	37.7%	2,828
<b>Total for Entity</b>	<b>\$9,378</b>		<b>\$3,016</b>
<b>Red Rock Township (Mower)</b>			
Minnesota Association of Townships	573	5.5%	32
<b>Total for Entity</b>	<b>\$573</b>		<b>\$32</b>
<b>Red Wing Port Authority</b>			
Minnesota Ports Association	4,050	100.0%	4,050
<b>Total for Entity</b>	<b>\$4,050</b>		<b>\$4,050</b>
<b>Redpath Township (Traverse)</b>			
Minnesota Association of Townships	285	5.5%	16
<b>Total for Entity</b>	<b>\$285</b>		<b>\$16</b>
<b>Redwood County</b>			
Association of Minnesota Counties	10,753	13.0%	1,398
Greater Minnesota Parks and Trails	225	53.4%	120
Minnesota Rural Counties Caucus	2,300	50.0%	1,150
<b>Total for Entity</b>	<b>\$13,278</b>		<b>\$2,668</b>
<b>Redwood Falls Township (Redwood)</b>			
Minnesota Association of Townships	316	5.5%	17
<b>Total for Entity</b>	<b>\$316</b>		<b>\$17</b>

**Table 5**  
**2018 Lobbying Expenditures Paid With Association Dues**  
**Listed by Entity**

Name of Entity (County) Association Name	Total Local Government Dues	Proportion of Dues Used for Lobbying	Total Dues Used for Lobbying
<b>Redwood Soil and Water Conservation District</b>			
Minnesota Association of Soil and Water Conservation Districts	3,162	4.5%	142
<b>Total for Entity</b>	<b>\$3,162</b>		<b>\$142</b>
<b>Region Nine Development Commission</b>			
League of Minnesota Cities	1,878	10.0%	188
<b>Total for Entity</b>	<b>\$1,878</b>		<b>\$188</b>
<b>Reine Township (Roseau)</b>			
Minnesota Association of Townships	301	5.5%	17
<b>Total for Entity</b>	<b>\$301</b>		<b>\$17</b>
<b>Reiner Township (Pennington)</b>			
Minnesota Association of Townships	296	5.5%	16
<b>Total for Entity</b>	<b>\$296</b>		<b>\$16</b>
<b>Reis Township (Polk)</b>			
Minnesota Association of Townships	294	5.5%	16
<b>Total for Entity</b>	<b>\$294</b>		<b>\$16</b>
<b>Remer Township (Cass)</b>			
Minnesota Association of Townships	332	5.5%	18
<b>Total for Entity</b>	<b>\$332</b>		<b>\$18</b>
<b>Rendsville Township (Stevens)</b>			
Minnesota Association of Townships	319	5.5%	18
<b>Total for Entity</b>	<b>\$319</b>		<b>\$18</b>
<b>Reno Township (Pope)</b>			
Minnesota Association of Townships	471	5.5%	26
<b>Total for Entity</b>	<b>\$471</b>		<b>\$26</b>
<b>Renville County</b>			
Association of Minnesota Counties	11,270	13.0%	1,465
Greater Minnesota Parks and Trails	225	53.4%	120
<b>Total for Entity</b>	<b>\$11,495</b>		<b>\$1,585</b>
<b>Renville Soil and Water Conservation District</b>			
Minnesota Association of Soil and Water Conservation Districts	3,233	4.5%	145
<b>Total for Entity</b>	<b>\$3,233</b>		<b>\$145</b>

**Table 5**  
**2018 Lobbying Expenditures Paid With Association Dues**  
**Listed by Entity**

Name of Entity (County) Association Name	Total Local Government Dues	Proportion of Dues Used for Lobbying	Total Dues Used for Lobbying
<b>Resource Training and Solutions</b>			
Minnesota Rural Education Association	1,600	42.6%	682
Schools for Equity in Education	738	78.2%	577
<b>Total for Entity</b>	<b>\$2,338</b>		<b>\$1,259</b>
<b>Reynolds Township (Todd)</b>			
Minnesota Association of Townships	542	5.5%	30
<b>Total for Entity</b>	<b>\$542</b>		<b>\$30</b>
<b>Rheiderland Township (Chippewa)</b>			
Minnesota Association of Townships	346	5.5%	19
<b>Total for Entity</b>	<b>\$346</b>		<b>\$19</b>
<b>Rhinehart Township (Polk)</b>			
Minnesota Association of Townships	316	5.5%	17
<b>Total for Entity</b>	<b>\$316</b>		<b>\$17</b>
<b>Rice County</b>			
Association of Minnesota Counties	20,874	13.0%	2,714
Minnesota Inter-County Association	16,693	23.6%	3,940
<b>Total for Entity</b>	<b>\$37,567</b>		<b>\$6,654</b>
<b>Rice Creek Watershed District</b>			
League of Minnesota Cities	1,878	10.0%	188
Minnesota Association of Watershed Districts	7,500	37.7%	2,828
<b>Total for Entity</b>	<b>\$9,378</b>		<b>\$3,016</b>
<b>Rice River Township (Aitkin)</b>			
Minnesota Association of Townships	314	5.5%	17
<b>Total for Entity</b>	<b>\$314</b>		<b>\$17</b>
<b>Rice Soil and Water Conservation District</b>			
Minnesota Association of Soil and Water Conservation Districts	4,547	4.5%	205
<b>Total for Entity</b>	<b>\$4,547</b>		<b>\$205</b>
<b>Rice Township (Clearwater)</b>			
Minnesota Association of Townships	322	5.5%	18
<b>Total for Entity</b>	<b>\$322</b>		<b>\$18</b>

**Table 5**  
**2018 Lobbying Expenditures Paid With Association Dues**  
**Listed by Entity**

Name of Entity (County) Association Name	Total Local Government Dues	Proportion of Dues Used for Lobbying	Total Dues Used for Lobbying
<b>Riceland Township (Freeborn)</b>			
Minnesota Association of Townships	472	5.5%	26
<b>Total for Entity</b>	<b>\$472</b>		<b>\$26</b>
<b>Riceville Township (Becker)</b>			
Minnesota Association of Townships	295	5.5%	16
<b>Total for Entity</b>	<b>\$295</b>		<b>\$16</b>
<b>Rich Prairie Sewer and Water District</b>			
League of Minnesota Cities	1,878	10.0%	188
<b>Total for Entity</b>	<b>\$1,878</b>		<b>\$188</b>
<b>Rich Valley Township (McLeod)</b>			
Minnesota Association of Townships	552	5.5%	30
<b>Total for Entity</b>	<b>\$552</b>		<b>\$30</b>
<b>Richardson Township (Morrison)</b>			
Minnesota Association of Townships	505	5.5%	28
<b>Total for Entity</b>	<b>\$505</b>		<b>\$28</b>
<b>Richardville Township (Kittson)</b>			
Minnesota Association of Townships	300	5.5%	16
<b>Total for Entity</b>	<b>\$300</b>		<b>\$16</b>
<b>Richland Township (Rice)</b>			
Minnesota Association of Townships	475	5.5%	26
<b>Total for Entity</b>	<b>\$475</b>		<b>\$26</b>
<b>Richmond Township (Winona)</b>			
Minnesota Association of Townships	556	5.5%	31
<b>Total for Entity</b>	<b>\$556</b>		<b>\$31</b>
<b>Richwood Township (Becker)</b>			
Minnesota Association of Townships	558	5.5%	31
<b>Total for Entity</b>	<b>\$558</b>		<b>\$31</b>
<b>Ridgely Township (Nicollet)</b>			
Minnesota Association of Townships	304	5.5%	17
<b>Total for Entity</b>	<b>\$304</b>		<b>\$17</b>

**Table 5**  
**2018 Lobbying Expenditures Paid With Association Dues**  
**Listed by Entity**

Name of Entity (County) Association Name	Total Local Government Dues	Proportion of Dues Used for Lobbying	Total Dues Used for Lobbying
<b>Riley-Purgatory-Bluff Creek Watershed District</b>			
Minnesota Association of Watershed Districts	7,500	37.7%	2,828
<b>Total for Entity</b>	<b>\$7,500</b>		<b>\$2,828</b>
<b>Ripley Township (Dodge)</b>			
Minnesota Association of Townships	332	5.5%	18
<b>Total for Entity</b>	<b>\$332</b>		<b>\$18</b>
<b>Ripley Township (Morrison)</b>			
Minnesota Association of Townships	564	5.5%	31
<b>Total for Entity</b>	<b>\$564</b>		<b>\$31</b>
<b>River Falls Township (Pennington)</b>			
Minnesota Association of Townships	326	5.5%	18
<b>Total for Entity</b>	<b>\$326</b>		<b>\$18</b>
<b>River Township (Red Lake)</b>			
Minnesota Association of Townships	290	5.5%	16
<b>Total for Entity</b>	<b>\$290</b>		<b>\$16</b>
<b>Riverdale Township (Watonwan)</b>			
Minnesota Association of Townships	429	5.5%	24
<b>Total for Entity</b>	<b>\$429</b>		<b>\$24</b>
<b>Riverside Township (Lac qui Parle)</b>			
Minnesota Association of Townships	433	5.5%	24
<b>Total for Entity</b>	<b>\$433</b>		<b>\$24</b>
<b>Riverton Township (Clay)</b>			
Minnesota Association of Townships	479	5.5%	26
<b>Total for Entity</b>	<b>\$479</b>		<b>\$26</b>
<b>Roberts Township (Wilkin)</b>			
Minnesota Association of Townships	307	5.5%	17
<b>Total for Entity</b>	<b>\$307</b>		<b>\$17</b>
<b>Rochester Township (Olmsted)</b>			
Minnesota Association of Townships	987	5.5%	54
<b>Total for Entity</b>	<b>\$987</b>		<b>\$54</b>



**Table 5**  
**2018 Lobbying Expenditures Paid With Association Dues**  
**Listed by Entity**

Name of Entity (County) Association Name	Total Local Government Dues	Proportion of Dues Used for Lobbying	Total Dues Used for Lobbying
<b>Rock County</b>			
Association of Minnesota Counties	7,900	13.0%	1,027
<b>Total for Entity</b>	<b>\$7,900</b>		<b>\$1,027</b>
<b>Rock Dell Township (Olmsted)</b>			
Minnesota Association of Townships	557	5.5%	31
<b>Total for Entity</b>	<b>\$557</b>		<b>\$31</b>
<b>Rock Lake Township (Lyon)</b>			
Minnesota Association of Townships	423	5.5%	23
<b>Total for Entity</b>	<b>\$423</b>		<b>\$23</b>
<b>Rock Soil and Water Conservation District</b>			
Minnesota Association of Soil and Water Conservation Districts	2,772	4.5%	125
<b>Total for Entity</b>	<b>\$2,772</b>		<b>\$125</b>
<b>Rock Township (Pipestone)</b>			
Minnesota Association of Townships	326	5.5%	18
<b>Total for Entity</b>	<b>\$326</b>		<b>\$18</b>
<b>Rockford Township (Wright)</b>			
Minnesota Association of Townships	1,480	5.5%	81
<b>Total for Entity</b>	<b>\$1,480</b>		<b>\$81</b>
<b>Rocksbury Township (Pennington)</b>			
Minnesota Association of Townships	799	5.5%	44
<b>Total for Entity</b>	<b>\$799</b>		<b>\$44</b>
<b>Rockwell Township (Norman)</b>			
Minnesota Association of Townships	287	5.5%	16
<b>Total for Entity</b>	<b>\$287</b>		<b>\$16</b>
<b>Rockwood Township (Hubbard)</b>			
Minnesota Association of Townships	474	5.5%	26
<b>Total for Entity</b>	<b>\$474</b>		<b>\$26</b>
<b>Rockwood Township (Wadena)</b>			
Minnesota Association of Townships	460	5.5%	25
<b>Total for Entity</b>	<b>\$460</b>		<b>\$25</b>

**Table 5**  
**2018 Lobbying Expenditures Paid With Association Dues**  
**Listed by Entity**

Name of Entity (County) Association Name	Total Local Government Dues	Proportion of Dues Used for Lobbying	Total Dues Used for Lobbying
<b>Rogers Township (Cass)</b>			
Minnesota Association of Townships	292	5.5%	16
<b>Total for Entity</b>	<b>\$292</b>		<b>\$16</b>
<b>Rolling Forks Township (Pope)</b>			
Minnesota Association of Townships	319	5.5%	18
<b>Total for Entity</b>	<b>\$319</b>		<b>\$18</b>
<b>Rolling Green Township (Martin)</b>			
Minnesota Association of Townships	350	5.5%	19
<b>Total for Entity</b>	<b>\$350</b>		<b>\$19</b>
<b>Rollingstone Township (Winona)</b>			
Minnesota Association of Townships	547	5.5%	30
<b>Total for Entity</b>	<b>\$547</b>		<b>\$30</b>
<b>Rollis Township (Marshall)</b>			
Minnesota Association of Townships	303	5.5%	17
<b>Total for Entity</b>	<b>\$303</b>		<b>\$17</b>
<b>Rome Township (Faribault)</b>			
Minnesota Association of Townships	308	5.5%	17
<b>Total for Entity</b>	<b>\$308</b>		<b>\$17</b>
<b>Roome Township (Polk)</b>			
Minnesota Association of Townships	324	5.5%	18
<b>Total for Entity</b>	<b>\$324</b>		<b>\$18</b>
<b>Roosevelt Township (Beltrami)</b>			
Minnesota Association of Townships	339	5.5%	19
<b>Total for Entity</b>	<b>\$339</b>		<b>\$19</b>
<b>Roosevelt Township (Crow Wing)</b>			
Minnesota Association of Townships	531	5.5%	29
<b>Total for Entity</b>	<b>\$531</b>		<b>\$29</b>
<b>Root River Soil and Water Conservation District</b>			
Minnesota Association of Soil and Water Conservation Districts	3,074	4.5%	138
<b>Total for Entity</b>	<b>\$3,074</b>		<b>\$138</b>

**Table 5**  
**2018 Lobbying Expenditures Paid With Association Dues**  
**Listed by Entity**

Name of Entity (County) Association Name	Total Local Government Dues	Proportion of Dues Used for Lobbying	Total Dues Used for Lobbying
<b>Roscoe Township (Goodhue)</b>			
Minnesota Association of Townships	576	5.5%	32
<b>Total for Entity</b>	<b>\$576</b>		<b>\$32</b>
<b>Rose Dell Township (Rock)</b>			
Minnesota Association of Townships	335	5.5%	18
<b>Total for Entity</b>	<b>\$335</b>		<b>\$18</b>
<b>Roseau County</b>			
Association of Minnesota Counties	8,173	13.0%	1,062
Greater Minnesota Parks and Trails	225	53.4%	120
Minnesota Rural Counties Caucus	2,300	50.0%	1,150
<b>Total for Entity</b>	<b>\$10,698</b>		<b>\$2,332</b>
<b>Roseau River Watershed District</b>			
League of Minnesota Cities	1,878	10.0%	188
Minnesota Association of Watershed Districts	1,648	37.7%	621
<b>Total for Entity</b>	<b>\$3,526</b>		<b>\$809</b>
<b>Roseau Soil and Water Conservation District</b>			
Minnesota Association of Soil and Water Conservation Districts	2,809	4.5%	126
<b>Total for Entity</b>	<b>\$2,809</b>		<b>\$126</b>
<b>Rosebud Township (Polk)</b>			
Minnesota Association of Townships	451	5.5%	25
<b>Total for Entity</b>	<b>\$451</b>		<b>\$25</b>
<b>Rosedale Township (Mahnomen)</b>			
Minnesota Association of Townships	314	5.5%	17
<b>Total for Entity</b>	<b>\$314</b>		<b>\$17</b>
<b>Rosehill Township (Cottonwood)</b>			
Minnesota Association of Townships	323	5.5%	18
<b>Total for Entity</b>	<b>\$323</b>		<b>\$18</b>
<b>Roseland Township (Kandiyohi)</b>			
Minnesota Association of Townships	456	5.5%	25
<b>Total for Entity</b>	<b>\$456</b>		<b>\$25</b>

**Table 5**  
**2018 Lobbying Expenditures Paid With Association Dues**  
**Listed by Entity**

Name of Entity (County) Association Name	Total Local Government Dues	Proportion of Dues Used for Lobbying	Total Dues Used for Lobbying
<b>Rosendale Township (Watonwan)</b>			
Minnesota Association of Townships	432	5.5%	24
<b>Total for Entity</b>	<b>\$432</b>		<b>\$24</b>
<b>Roseville Township (Grant)</b>			
Minnesota Association of Townships	308	5.5%	17
<b>Total for Entity</b>	<b>\$308</b>		<b>\$17</b>
<b>Roseville Township (Kandiyohi)</b>			
Minnesota Association of Townships	538	5.5%	30
<b>Total for Entity</b>	<b>\$538</b>		<b>\$30</b>
<b>Rosewood Township (Chippewa)</b>			
Minnesota Association of Townships	455	5.5%	25
<b>Total for Entity</b>	<b>\$455</b>		<b>\$25</b>
<b>Rosing Township (Morrison)</b>			
Minnesota Association of Townships	319	5.5%	18
<b>Total for Entity</b>	<b>\$319</b>		<b>\$18</b>
<b>Ross Lake Township (Crow Wing)</b>			
Minnesota Association of Townships	326	5.5%	18
<b>Total for Entity</b>	<b>\$326</b>		<b>\$18</b>
<b>Ross Township (Roseau)</b>			
Minnesota Association of Townships	474	5.5%	26
<b>Total for Entity</b>	<b>\$474</b>		<b>\$26</b>
<b>Rost Township (Jackson)</b>			
Minnesota Association of Townships	330	5.5%	18
<b>Total for Entity</b>	<b>\$330</b>		<b>\$18</b>
<b>Round Grove Township (McLeod)</b>			
Minnesota Association of Townships	341	5.5%	19
<b>Total for Entity</b>	<b>\$341</b>		<b>\$19</b>
<b>Round Lake Township (Becker)</b>			
Minnesota Association of Townships	331	5.5%	18
<b>Total for Entity</b>	<b>\$331</b>		<b>\$18</b>

**Table 5**  
**2018 Lobbying Expenditures Paid With Association Dues**  
**Listed by Entity**

Name of Entity (County) Association Name	Total Local Government Dues	Proportion of Dues Used for Lobbying	Total Dues Used for Lobbying
<b>Round Lake Township (Jackson)</b>			
Minnesota Association of Townships	318	5.5%	17
<b>Total for Entity</b>	<b>\$318</b>		<b>\$17</b>
<b>Round Prairie Township (Todd)</b>			
Minnesota Association of Townships	563	5.5%	31
<b>Total for Entity</b>	<b>\$563</b>		<b>\$31</b>
<b>Royal Township (Lincoln)</b>			
Minnesota Association of Townships	330	5.5%	18
<b>Total for Entity</b>	<b>\$330</b>		<b>\$18</b>
<b>Royalton Township (Pine)</b>			
Minnesota Association of Townships	766	5.5%	42
<b>Total for Entity</b>	<b>\$766</b>		<b>\$42</b>
<b>Runeberg Township (Becker)</b>			
Minnesota Association of Townships	508	5.5%	28
<b>Total for Entity</b>	<b>\$508</b>		<b>\$28</b>
<b>Rush Lake Township (Otter Tail)</b>			
Minnesota Association of Townships	658	5.5%	36
<b>Total for Entity</b>	<b>\$658</b>		<b>\$36</b>
<b>Rushseba Township (Chisago)</b>			
Minnesota Association of Townships	593	5.5%	33
<b>Total for Entity</b>	<b>\$593</b>		<b>\$33</b>
<b>Russia Township (Polk)</b>			
Minnesota Association of Townships	278	5.5%	15
<b>Total for Entity</b>	<b>\$278</b>		<b>\$15</b>
<b>Rutland Township (Martin)</b>			
Minnesota Association of Townships	471	5.5%	26
<b>Total for Entity</b>	<b>\$471</b>		<b>\$26</b>
<b>Sacred Heart Township (Renville)</b>			
Minnesota Association of Townships	421	5.5%	23
<b>Total for Entity</b>	<b>\$421</b>		<b>\$23</b>

**Table 5**  
**2018 Lobbying Expenditures Paid With Association Dues**  
**Listed by Entity**

Name of Entity (County) Association Name	Total Local Government Dues	Proportion of Dues Used for Lobbying	Total Dues Used for Lobbying
<b>Sago Township (Itasca)</b>			
Minnesota Association of Townships	324	5.5%	18
<b>Total for Entity</b>	<b>\$324</b>		<b>\$18</b>
<b>Saint Charles Township (Winona)</b>			
Minnesota Association of Townships	535	5.5%	29
<b>Total for Entity</b>	<b>\$535</b>		<b>\$29</b>
<b>Saint George Township (Benton)</b>			
Minnesota Association of Townships	797	5.5%	44
<b>Total for Entity</b>	<b>\$797</b>		<b>\$44</b>
<b>Saint James Township (Watonwan)</b>			
Minnesota Association of Townships	348	5.5%	19
<b>Total for Entity</b>	<b>\$348</b>		<b>\$19</b>
<b>Saint Johns Township (Kandiyohi)</b>			
Minnesota Association of Townships	469	5.5%	26
<b>Total for Entity</b>	<b>\$469</b>		<b>\$26</b>
<b>Saint Joseph Township (Kittson)</b>			
Minnesota Association of Townships	287	5.5%	16
<b>Total for Entity</b>	<b>\$287</b>		<b>\$16</b>
<b>Saint Joseph Township (Stearns)</b>			
Minnesota Association of Townships	800	5.5%	44
<b>Total for Entity</b>	<b>\$800</b>		<b>\$44</b>
<b>Saint Lawrence Township (Scott)</b>			
Minnesota Association of Townships	502	5.5%	28
<b>Total for Entity</b>	<b>\$502</b>		<b>\$28</b>
<b>Saint Louis and Lake Counties Regional Railroad Authority</b>			
Greater Minnesota Parks and Trails	300	53.4%	160
<b>Total for Entity</b>	<b>\$300</b>		<b>\$160</b>

**Table 5**  
**2018 Lobbying Expenditures Paid With Association Dues**  
**Listed by Entity**

Name of Entity (County) Association Name	Total Local Government Dues	Proportion of Dues Used for Lobbying	Total Dues Used for Lobbying
<b>Saint Louis County</b>			
Arrowhead Counties Association	750	60.0%	450
Association of Minnesota Counties	39,847	13.0%	5,180
Greater Minnesota Parks and Trails	400	53.4%	214
Minnesota Inter-County Association	50,824	23.6%	11,994
<b>Total for Entity</b>	<b>\$91,821</b>		<b>\$17,838</b>
<b>Saint Martin Township (Stearns)</b>			
Minnesota Association of Townships	513	5.5%	28
<b>Total for Entity</b>	<b>\$513</b>		<b>\$28</b>
<b>Saint Mary Township (Waseca)</b>			
Minnesota Association of Townships	483	5.5%	27
<b>Total for Entity</b>	<b>\$483</b>		<b>\$27</b>
<b>Saint Mathias Township (Crow Wing)</b>			
Minnesota Association of Townships	537	5.5%	30
<b>Total for Entity</b>	<b>\$537</b>		<b>\$30</b>
<b>Saint Olaf Township (Otter Tail)</b>			
Minnesota Association of Townships	461	5.5%	25
<b>Total for Entity</b>	<b>\$461</b>		<b>\$25</b>
<b>Saint Paul Port Authority</b>			
Association of Metropolitan Municipalities	1,000	31.3%	313
Minnesota Ports Association	15,524	100.0%	15,524
<b>Total for Entity</b>	<b>\$16,524</b>		<b>\$15,837</b>
<b>Saint Vincent Township (Kittson)</b>			
Minnesota Association of Townships	286	5.5%	16
<b>Total for Entity</b>	<b>\$286</b>		<b>\$16</b>
<b>Saint Wendel Township (Stearns)</b>			
Minnesota Association of Townships	1,102	5.5%	61
<b>Total for Entity</b>	<b>\$1,102</b>		<b>\$61</b>
<b>Salem Township (Cass)</b>			
Minnesota Association of Townships	302	5.5%	17
<b>Total for Entity</b>	<b>\$302</b>		<b>\$17</b>

**Table 5**  
**2018 Lobbying Expenditures Paid With Association Dues**  
**Listed by Entity**

Name of Entity (County) Association Name	Total Local Government Dues	Proportion of Dues Used for Lobbying	Total Dues Used for Lobbying
<b>Salem Township (Olmsted)</b>			
Minnesota Association of Townships	769	5.5%	42
<b>Total for Entity</b>	<b>\$769</b>		<b>\$42</b>
<b>Salo Township (Aitkin)</b>			
Minnesota Association of Townships	298	5.5%	16
<b>Total for Entity</b>	<b>\$298</b>		<b>\$16</b>
<b>San Francisco Township (Carver)</b>			
Minnesota Association of Townships	607	5.5%	33
<b>Total for Entity</b>	<b>\$607</b>		<b>\$33</b>
<b>Sand Creek Township (Scott)</b>			
Minnesota Association of Townships	913	5.5%	50
<b>Total for Entity</b>	<b>\$913</b>		<b>\$50</b>
<b>Sand Hill River Watershed District</b>			
Minnesota Association of Watershed Districts	2,537	37.7%	956
<b>Total for Entity</b>	<b>\$2,537</b>		<b>\$956</b>
<b>Sand Lake Township (Itasca)</b>			
Minnesota Association of Townships	316	5.5%	17
<b>Total for Entity</b>	<b>\$316</b>		<b>\$17</b>
<b>Sanders Township (Pennington)</b>			
Minnesota Association of Townships	437	5.5%	24
<b>Total for Entity</b>	<b>\$437</b>		<b>\$24</b>
<b>Sandnes Township (Yellow Medicine)</b>			
Minnesota Association of Townships	333	5.5%	18
<b>Total for Entity</b>	<b>\$333</b>		<b>\$18</b>
<b>Sandstone Township (Pine)</b>			
Minnesota Association of Townships	592	5.5%	33
<b>Total for Entity</b>	<b>\$592</b>		<b>\$33</b>
<b>Sandsville Township (Polk)</b>			
Minnesota Association of Townships	293	5.5%	16
<b>Total for Entity</b>	<b>\$293</b>		<b>\$16</b>



**Table 5**  
**2018 Lobbying Expenditures Paid With Association Dues**  
**Listed by Entity**

Name of Entity (County) Association Name	Total Local Government Dues	Proportion of Dues Used for Lobbying	Total Dues Used for Lobbying
<b>Sandy Township (Saint Louis)</b>			
Minnesota Association of Townships	448	5.5%	25
<b>Total for Entity</b>	<b>\$448</b>		<b>\$25</b>
<b>Sanford Township (Grant)</b>			
Minnesota Association of Townships	316	5.5%	17
<b>Total for Entity</b>	<b>\$316</b>		<b>\$17</b>
<b>Santiago Township (Sherburne)</b>			
Minnesota Association of Townships	1,044	5.5%	57
<b>Total for Entity</b>	<b>\$1,044</b>		<b>\$57</b>
<b>Saratoga Township (Winona)</b>			
Minnesota Association of Townships	528	5.5%	29
<b>Total for Entity</b>	<b>\$528</b>		<b>\$29</b>
<b>Sargeant Township (Mower)</b>			
Minnesota Association of Townships	434	5.5%	24
<b>Total for Entity</b>	<b>\$434</b>		<b>\$24</b>
<b>Sauk Centre Township (Stearns)</b>			
Minnesota Association of Townships	761	5.5%	42
<b>Total for Entity</b>	<b>\$761</b>		<b>\$42</b>
<b>Sauk Rapids Township (Benton)</b>			
Minnesota Association of Townships	527	5.5%	29
<b>Total for Entity</b>	<b>\$527</b>		<b>\$29</b>
<b>Sauk River Watershed District</b>			
League of Minnesota Cities	1,878	10.0%	188
Minnesota Association of Watershed Districts	7,500	37.7%	2,828
<b>Total for Entity</b>	<b>\$9,378</b>		<b>\$3,016</b>
<b>Savannah Township (Becker)</b>			
Minnesota Association of Townships	327	5.5%	18
<b>Total for Entity</b>	<b>\$327</b>		<b>\$18</b>
<b>Scambler Township (Otter Tail)</b>			
Minnesota Association of Townships	490	5.5%	27
<b>Total for Entity</b>	<b>\$490</b>		<b>\$27</b>

**Table 5**  
**2018 Lobbying Expenditures Paid With Association Dues**  
**Listed by Entity**

Name of Entity (County) Association Name	Total Local Government Dues	Proportion of Dues Used for Lobbying	Total Dues Used for Lobbying
<b>Scandia Township (Polk)</b>			
Minnesota Association of Townships	290	5.5%	16
<b>Total for Entity</b>	<b>\$290</b>		<b>\$16</b>
<b>Scandia Valley Township (Morrison)</b>			
Minnesota Association of Townships	781	5.5%	43
<b>Total for Entity</b>	<b>\$781</b>		<b>\$43</b>
<b>Schoolcraft Township (Hubbard)</b>			
Minnesota Association of Townships	305	5.5%	17
<b>Total for Entity</b>	<b>\$305</b>		<b>\$17</b>
<b>Schroeder Township (Cook)</b>			
Minnesota Association of Townships	337	5.5%	19
Range Association of Municipalities and Schools	150	72.0%	108
<b>Total for Entity</b>	<b>\$487</b>		<b>\$127</b>
<b>Sciota Township (Dakota)</b>			
Minnesota Association of Townships	479	5.5%	26
<b>Total for Entity</b>	<b>\$479</b>		<b>\$26</b>
<b>Scott County</b>			
Association of Minnesota Counties	31,454	13.0%	4,089
Minnesota Inter-County Association	36,242	23.6%	8,553
<b>Total for Entity</b>	<b>\$67,696</b>		<b>\$12,642</b>
<b>Scott Soil and Water Conservation District</b>			
Minnesota Association of Soil and Water Conservation Districts	4,630	4.5%	208
<b>Total for Entity</b>	<b>\$4,630</b>		<b>\$208</b>
<b>Scott Township (Stevens)</b>			
Minnesota Association of Townships	312	5.5%	17
<b>Total for Entity</b>	<b>\$312</b>		<b>\$17</b>
<b>Seavey Township (Aitkin)</b>			
Minnesota Association of Townships	288	5.5%	16
<b>Total for Entity</b>	<b>\$288</b>		<b>\$16</b>

**Table 5**  
**2018 Lobbying Expenditures Paid With Association Dues**  
**Listed by Entity**

Name of Entity (County) Association Name	Total Local Government Dues	Proportion of Dues Used for Lobbying	Total Dues Used for Lobbying
<b>Seely Township (Faribault)</b>			
Minnesota Association of Townships	325	5.5%	18
<b>Total for Entity</b>	<b>\$325</b>		<b>\$18</b>
<b>Severance Township (Sibley)</b>			
Minnesota Association of Townships	343	5.5%	19
<b>Total for Entity</b>	<b>\$343</b>		<b>\$19</b>
<b>Seward Township (Nobles)</b>			
Minnesota Association of Townships	335	5.5%	18
<b>Total for Entity</b>	<b>\$335</b>		<b>\$18</b>
<b>Shafer Township (Chisago)</b>			
Minnesota Association of Townships	745	5.5%	41
<b>Total for Entity</b>	<b>\$745</b>		<b>\$41</b>
<b>Shamrock Township (Aitkin)</b>			
Minnesota Association of Townships	802	5.5%	44
<b>Total for Entity</b>	<b>\$802</b>		<b>\$44</b>
<b>Shaokatan Township (Lincoln)</b>			
Minnesota Association of Townships	322	5.5%	18
<b>Total for Entity</b>	<b>\$322</b>		<b>\$18</b>
<b>Sharon Township (Le Sueur)</b>			
Minnesota Association of Townships	533	5.5%	29
<b>Total for Entity</b>	<b>\$533</b>		<b>\$29</b>
<b>Shelburne Township (Lyon)</b>			
Minnesota Association of Townships	322	5.5%	18
<b>Total for Entity</b>	<b>\$322</b>		<b>\$18</b>
<b>Shelby Township (Blue Earth)</b>			
Minnesota Association of Townships	347	5.5%	19
<b>Total for Entity</b>	<b>\$347</b>		<b>\$19</b>
<b>Sheldon Township (Houston)</b>			
Minnesota Association of Townships	421	5.5%	23
<b>Total for Entity</b>	<b>\$421</b>		<b>\$23</b>

**Table 5**  
**2018 Lobbying Expenditures Paid With Association Dues**  
**Listed by Entity**

Name of Entity (County) Association Name	Total Local Government Dues	Proportion of Dues Used for Lobbying	Total Dues Used for Lobbying
<b>Shell Lake Township (Becker)</b>			
Minnesota Association of Townships	436	5.5%	24
<b>Total for Entity</b>	<b>\$436</b>		<b>\$24</b>
<b>Shell River Township (Wadena)</b>			
Minnesota Association of Townships	341	5.5%	19
<b>Total for Entity</b>	<b>\$341</b>		<b>\$19</b>
<b>Shell Rock River Watershed District</b>			
League of Minnesota Cities	2,033	10.0%	203
Minnesota Association of Watershed Districts	4,589	37.7%	1,730
<b>Total for Entity</b>	<b>\$6,622</b>		<b>\$1,933</b>
<b>Shell Rock Township (Freeborn)</b>			
Minnesota Association of Townships	470	5.5%	26
<b>Total for Entity</b>	<b>\$470</b>		<b>\$26</b>
<b>Shelly Township (Norman)</b>			
Minnesota Association of Townships	306	5.5%	17
<b>Total for Entity</b>	<b>\$306</b>		<b>\$17</b>
<b>Sherburne County</b>			
Association of Minnesota Counties	24,512	13.0%	3,187
Minnesota Inter-County Association	23,780	23.6%	5,612
<b>Total for Entity</b>	<b>\$48,292</b>		<b>\$8,799</b>
<b>Sherburne Soil and Water Conservation District</b>			
Minnesota Association of Soil and Water Conservation Districts	4,690	4.5%	211
<b>Total for Entity</b>	<b>\$4,690</b>		<b>\$211</b>
<b>Sherburne/Wright County Cable Communications Commission</b>			
League of Minnesota Cities	1,878	10.0%	188
<b>Total for Entity</b>	<b>\$1,878</b>		<b>\$188</b>
<b>Sheridan Township (Redwood)</b>			
Minnesota Association of Townships	323	5.5%	18
<b>Total for Entity</b>	<b>\$323</b>		<b>\$18</b>

**Table 5**  
**2018 Lobbying Expenditures Paid With Association Dues**  
**Listed by Entity**

Name of Entity (County) Association Name	Total Local Government Dues	Proportion of Dues Used for Lobbying	Total Dues Used for Lobbying
<b>Sherman Township (Redwood)</b>			
Minnesota Association of Townships	452	5.5%	25
<b>Total for Entity</b>	<b>\$452</b>		<b>\$25</b>
<b>Shetek Area Water and Sewer Commission</b>			
League of Minnesota Cities	1,878	10.0%	188
<b>Total for Entity</b>	<b>\$1,878</b>		<b>\$188</b>
<b>Shetek Township (Murray)</b>			
Minnesota Association of Townships	427	5.5%	23
<b>Total for Entity</b>	<b>\$427</b>		<b>\$23</b>
<b>Shevlin Township (Clearwater)</b>			
Minnesota Association of Townships	488	5.5%	27
<b>Total for Entity</b>	<b>\$488</b>		<b>\$27</b>
<b>Shible Township (Swift)</b>			
Minnesota Association of Townships	304	5.5%	17
<b>Total for Entity</b>	<b>\$304</b>		<b>\$17</b>
<b>Shieldsville Township (Rice)</b>			
Minnesota Association of Townships	783	5.5%	43
<b>Total for Entity</b>	<b>\$783</b>		<b>\$43</b>
<b>Shingobee Township (Cass)</b>			
Minnesota Association of Townships	895	5.5%	49
<b>Total for Entity</b>	<b>\$895</b>		<b>\$49</b>
<b>Shooks Township (Beltrami)</b>			
Minnesota Association of Townships	330	5.5%	18
<b>Total for Entity</b>	<b>\$330</b>		<b>\$18</b>
<b>Shorewood Park Sanitary District</b>			
League of Minnesota Cities	1,878	10.0%	188
<b>Total for Entity</b>	<b>\$1,878</b>		<b>\$188</b>
<b>Shotley Township (Beltrami)</b>			
Minnesota Association of Townships	285	5.5%	16
<b>Total for Entity</b>	<b>\$285</b>		<b>\$16</b>

**Table 5**  
**2018 Lobbying Expenditures Paid With Association Dues**  
**Listed by Entity**

Name of Entity (County) Association Name	Total Local Government Dues	Proportion of Dues Used for Lobbying	Total Dues Used for Lobbying
<b>Sibley County</b>			
Association of Minnesota Counties	9,617	13.0%	1,250
<b>Total for Entity</b>	<b>\$9,617</b>		<b>\$1,250</b>
<b>Sibley Soil and Water Conservation District</b>			
Minnesota Association of Soil and Water Conservation Districts	3,007	4.5%	135
<b>Total for Entity</b>	<b>\$3,007</b>		<b>\$135</b>
<b>Sibley Township (Sibley)</b>			
Minnesota Association of Townships	346	5.5%	19
<b>Total for Entity</b>	<b>\$346</b>		<b>\$19</b>
<b>Sigel Township (Brown)</b>			
Minnesota Association of Townships	444	5.5%	24
<b>Total for Entity</b>	<b>\$444</b>		<b>\$24</b>
<b>Silver Brook Township (Carlton)</b>			
Minnesota Association of Townships	547	5.5%	30
<b>Total for Entity</b>	<b>\$547</b>		<b>\$30</b>
<b>Silver Creek Township (Lake)</b>			
Minnesota Association of Townships	756	5.5%	42
<b>Total for Entity</b>	<b>\$756</b>		<b>\$42</b>
<b>Silver Creek Township (Wright)</b>			
Minnesota Association of Townships	1,200	5.5%	66
<b>Total for Entity</b>	<b>\$1,200</b>		<b>\$66</b>
<b>Silver Lake Township (Martin)</b>			
Minnesota Association of Townships	504	5.5%	28
<b>Total for Entity</b>	<b>\$504</b>		<b>\$28</b>
<b>Silver Leaf Township (Becker)</b>			
Minnesota Association of Townships	520	5.5%	29
<b>Total for Entity</b>	<b>\$520</b>		<b>\$29</b>
<b>Silver Township (Carlton)</b>			
Minnesota Association of Townships	490	5.5%	27
<b>Total for Entity</b>	<b>\$490</b>		<b>\$27</b>

**Table 5**  
**2018 Lobbying Expenditures Paid With Association Dues**  
**Listed by Entity**

Name of Entity (County) Association Name	Total Local Government Dues	Proportion of Dues Used for Lobbying	Total Dues Used for Lobbying
<b>Silverton Township (Pennington)</b>			
Minnesota Association of Townships	330	5.5%	18
<b>Total for Entity</b>	<b>\$330</b>		<b>\$18</b>
<b>Sinclair Township (Clearwater)</b>			
Minnesota Association of Townships	320	5.5%	18
<b>Total for Entity</b>	<b>\$320</b>		<b>\$18</b>
<b>Sinnott Township (Marshall)</b>			
Minnesota Association of Townships	276	5.5%	15
<b>Total for Entity</b>	<b>\$276</b>		<b>\$15</b>
<b>Sioux Agency Township (Yellow Medicine)</b>			
Minnesota Association of Townships	338	5.5%	19
<b>Total for Entity</b>	<b>\$338</b>		<b>\$19</b>
<b>Sioux Valley Township (Jackson)</b>			
Minnesota Association of Townships	328	5.5%	18
<b>Total for Entity</b>	<b>\$328</b>		<b>\$18</b>
<b>Six Mile Grove Township (Swift)</b>			
Minnesota Association of Townships	325	5.5%	18
<b>Total for Entity</b>	<b>\$325</b>		<b>\$18</b>
<b>Skagen Township (Roseau)</b>			
Minnesota Association of Townships	346	5.5%	19
<b>Total for Entity</b>	<b>\$346</b>		<b>\$19</b>
<b>Skandia Township (Murray)</b>			
Minnesota Association of Townships	316	5.5%	17
<b>Total for Entity</b>	<b>\$316</b>		<b>\$17</b>
<b>Skane Township (Kittson)</b>			
Minnesota Association of Townships	285	5.5%	16
<b>Total for Entity</b>	<b>\$285</b>		<b>\$16</b>
<b>Skelton Township (Carlton)</b>			
Minnesota Association of Townships	476	5.5%	26
<b>Total for Entity</b>	<b>\$476</b>		<b>\$26</b>

**Table 5**  
**2018 Lobbying Expenditures Paid With Association Dues**  
**Listed by Entity**

Name of Entity (County) Association Name	Total Local Government Dues	Proportion of Dues Used for Lobbying	Total Dues Used for Lobbying
<b>Skree Township (Clay)</b>			
Minnesota Association of Townships	321	5.5%	18
<b>Total for Entity</b>	<b>\$321</b>		<b>\$18</b>
<b>Slater Township (Cass)</b>			
Minnesota Association of Townships	340	5.5%	19
<b>Total for Entity</b>	<b>\$340</b>		<b>\$19</b>
<b>Slayton Township (Murray)</b>			
Minnesota Association of Townships	428	5.5%	24
<b>Total for Entity</b>	<b>\$428</b>		<b>\$24</b>
<b>Sletten Township (Polk)</b>			
Minnesota Association of Townships	330	5.5%	18
<b>Total for Entity</b>	<b>\$330</b>		<b>\$18</b>
<b>Smiley Township (Pennington)</b>			
Minnesota Association of Townships	536	5.5%	29
<b>Total for Entity</b>	<b>\$536</b>		<b>\$29</b>
<b>Smoky Hollow Township (Cass)</b>			
Minnesota Association of Townships	294	5.5%	16
<b>Total for Entity</b>	<b>\$294</b>		<b>\$16</b>
<b>Sodus Township (Lyon)</b>			
Minnesota Association of Townships	429	5.5%	24
<b>Total for Entity</b>	<b>\$429</b>		<b>\$24</b>
<b>Solem Township (Douglas)</b>			
Minnesota Association of Townships	342	5.5%	19
<b>Total for Entity</b>	<b>\$342</b>		<b>\$19</b>
<b>Soler Township (Roseau)</b>			
Minnesota Association of Townships	304	5.5%	17
<b>Total for Entity</b>	<b>\$304</b>		<b>\$17</b>
<b>Solway Township (Saint Louis)</b>			
Minnesota Association of Townships	1,033	5.5%	57
<b>Total for Entity</b>	<b>\$1,033</b>		<b>\$57</b>



**Table 5**  
**2018 Lobbying Expenditures Paid With Association Dues**  
**Listed by Entity**

Name of Entity (County) Association Name	Total Local Government Dues	Proportion of Dues Used for Lobbying	Total Dues Used for Lobbying
<b>Somerset Township (Steele)</b>			
Minnesota Association of Townships	571	5.5%	31
<b>Total for Entity</b>	<b>\$571</b>		<b>\$31</b>
<b>Sourcewell</b>			
Minnesota Rural Education Association	5,000	42.6%	2,130
<b>Total for Entity</b>	<b>\$5,000</b>		<b>\$2,130</b>
<b>South Bend Township (Blue Earth)</b>			
Minnesota Association of Townships	928	5.5%	51
<b>Total for Entity</b>	<b>\$928</b>		<b>\$51</b>
<b>South Branch Township (Watonwan)</b>			
Minnesota Association of Townships	428	5.5%	24
<b>Total for Entity</b>	<b>\$428</b>		<b>\$24</b>
<b>South Central Service Cooperative</b>			
Minnesota Rural Education Association	600	42.6%	256
<b>Total for Entity</b>	<b>\$600</b>		<b>\$256</b>
<b>South Fork Township (Kanabec)</b>			
Minnesota Association of Townships	589	5.5%	32
<b>Total for Entity</b>	<b>\$589</b>		<b>\$32</b>
<b>South Harbor Township (Mille Lacs)</b>			
Minnesota Association of Townships	590	5.5%	32
<b>Total for Entity</b>	<b>\$590</b>		<b>\$32</b>
<b>South Red River Township (Kittson)</b>			
Minnesota Association of Townships	277	5.5%	15
<b>Total for Entity</b>	<b>\$277</b>		<b>\$15</b>
<b>South Saint Louis Soil and Water Conservation District</b>			
Minnesota Association of Soil and Water Conservation Districts	3,190	4.5%	144
<b>Total for Entity</b>	<b>\$3,190</b>		<b>\$144</b>
<b>South Washington Watershed District</b>			
League of Minnesota Cities	1,878	10.0%	188
Minnesota Association of Watershed Districts	7,500	37.7%	2,828
<b>Total for Entity</b>	<b>\$9,378</b>		<b>\$3,016</b>

**Table 5**  
**2018 Lobbying Expenditures Paid With Association Dues**  
**Listed by Entity**

Name of Entity (County) Association Name	Total Local Government Dues	Proportion of Dues Used for Lobbying	Total Dues Used for Lobbying
<b>Southbrook Township (Cottonwood)</b>			
Minnesota Association of Townships	297	5.5%	16
<b>Total for Entity</b>	<b>\$297</b>		<b>\$16</b>
<b>Southeast Service Cooperative</b>			
Minnesota Rural Education Association	600	42.6%	256
<b>Total for Entity</b>	<b>\$600</b>		<b>\$256</b>
<b>Southern Special Education Cooperative - # 915</b>			
Minnesota Rural Education Association	600	42.6%	256
<b>Total for Entity</b>	<b>\$600</b>		<b>\$256</b>
<b>Southside Township (Wright)</b>			
Minnesota Association of Townships	898	5.5%	49
<b>Total for Entity</b>	<b>\$898</b>		<b>\$49</b>
<b>Southwest - West Central Service Cooperative</b>			
Minnesota Rural Education Association	1,600	42.6%	682
<b>Total for Entity</b>	<b>\$1,600</b>		<b>\$682</b>
<b>SouthWest Metro Educational Cooperative</b>			
Minnesota Rural Education Association	600	42.6%	256
Minnesota School Boards Association	3,386	22.5%	762
Schools for Equity in Education	738	78.2%	577
<b>Total for Entity</b>	<b>\$4,724</b>		<b>\$1,595</b>
<b>Southwest Metro Transit Commission</b>			
Suburban Transit Association	17,258	99.8%	17,223
<b>Total for Entity</b>	<b>\$17,258</b>		<b>\$17,223</b>
<b>Spalding Township (Aitkin)</b>			
Minnesota Association of Townships	438	5.5%	24
<b>Total for Entity</b>	<b>\$438</b>		<b>\$24</b>
<b>Spang Township (Itasca)</b>			
Minnesota Association of Townships	423	5.5%	23
<b>Total for Entity</b>	<b>\$423</b>		<b>\$23</b>

**Table 5**  
**2018 Lobbying Expenditures Paid With Association Dues**  
**Listed by Entity**

Name of Entity (County) Association Name	Total Local Government Dues	Proportion of Dues Used for Lobbying	Total Dues Used for Lobbying
<b>Sparta Township (Chippewa)</b>			
Minnesota Association of Townships	567	5.5%	31
<b>Total for Entity</b>	<b>\$567</b>		<b>\$31</b>
<b>Spencer Brook Township (Isanti)</b>			
Minnesota Association of Townships	925	5.5%	51
<b>Total for Entity</b>	<b>\$925</b>		<b>\$51</b>
<b>Spencer Township (Aitkin)</b>			
Minnesota Association of Townships	497	5.5%	27
<b>Total for Entity</b>	<b>\$497</b>		<b>\$27</b>
<b>Spirit Mountain</b>			
League of Minnesota Cities	1,878	10.0%	188
<b>Total for Entity</b>	<b>\$1,878</b>		<b>\$188</b>
<b>Split Rock Township (Carlton)</b>			
Minnesota Association of Townships	327	5.5%	18
<b>Total for Entity</b>	<b>\$327</b>		<b>\$18</b>
<b>Splithand Township (Itasca)</b>			
Minnesota Association of Townships	421	5.5%	23
<b>Total for Entity</b>	<b>\$421</b>		<b>\$23</b>
<b>Spring Brook Township (Kittson)</b>			
Minnesota Association of Townships	282	5.5%	16
<b>Total for Entity</b>	<b>\$282</b>		<b>\$16</b>
<b>Spring Creek Township (Becker)</b>			
Minnesota Association of Townships	309	5.5%	17
<b>Total for Entity</b>	<b>\$309</b>		<b>\$17</b>
<b>Spring Creek Township (Norman)</b>			
Minnesota Association of Townships	292	5.5%	16
<b>Total for Entity</b>	<b>\$292</b>		<b>\$16</b>
<b>Spring Grove Township (Houston)</b>			
Minnesota Association of Townships	463	5.5%	25
<b>Total for Entity</b>	<b>\$463</b>		<b>\$25</b>

**Table 5**  
**2018 Lobbying Expenditures Paid With Association Dues**  
**Listed by Entity**

Name of Entity (County) Association Name	Total Local Government Dues	Proportion of Dues Used for Lobbying	Total Dues Used for Lobbying
<b>Spring Hill Township (Stearns)</b>			
Minnesota Association of Townships	457	5.5%	25
<b>Total for Entity</b>	<b>\$457</b>		<b>\$25</b>
<b>Spring Lake Township (Scott)</b>			
Minnesota Association of Townships	1,547	5.5%	85
<b>Total for Entity</b>	<b>\$1,547</b>		<b>\$85</b>
<b>Spring Prairie Township (Clay)</b>			
Minnesota Association of Townships	455	5.5%	25
<b>Total for Entity</b>	<b>\$455</b>		<b>\$25</b>
<b>Spring Valley Township (Fillmore)</b>			
Minnesota Association of Townships	502	5.5%	28
<b>Total for Entity</b>	<b>\$502</b>		<b>\$28</b>
<b>Springdale Township (Redwood)</b>			
Minnesota Association of Townships	329	5.5%	18
<b>Total for Entity</b>	<b>\$329</b>		<b>\$18</b>
<b>Springfield Township (Cottonwood)</b>			
Minnesota Association of Townships	308	5.5%	17
<b>Total for Entity</b>	<b>\$308</b>		<b>\$17</b>
<b>Springsteel Island Sewer District</b>			
League of Minnesota Cities	1,878	10.0%	188
<b>Total for Entity</b>	<b>\$1,878</b>		<b>\$188</b>
<b>Springvale Township (Isanti)</b>			
Minnesota Association of Townships	886	5.5%	49
<b>Total for Entity</b>	<b>\$886</b>		<b>\$49</b>
<b>Springwater Township (Rock)</b>			
Minnesota Association of Townships	420	5.5%	23
<b>Total for Entity</b>	<b>\$420</b>		<b>\$23</b>
<b>Spruce Grove Township (Becker)</b>			
Minnesota Association of Townships	475	5.5%	26
<b>Total for Entity</b>	<b>\$475</b>		<b>\$26</b>

**Table 5**  
**2018 Lobbying Expenditures Paid With Association Dues**  
**Listed by Entity**

Name of Entity (County) Association Name	Total Local Government Dues	Proportion of Dues Used for Lobbying	Total Dues Used for Lobbying
<b>Spruce Grove Township (Beltrami)</b>			
Minnesota Association of Townships	289	5.5%	16
<b>Total for Entity</b>	<b>\$289</b>		<b>\$16</b>
<b>Spruce Hill Township (Douglas)</b>			
Minnesota Association of Townships	482	5.5%	27
<b>Total for Entity</b>	<b>\$482</b>		<b>\$27</b>
<b>Spruce Township (Roseau)</b>			
Minnesota Association of Townships	516	5.5%	28
<b>Total for Entity</b>	<b>\$516</b>		<b>\$28</b>
<b>Spruce Valley Township (Marshall)</b>			
Minnesota Association of Townships	345	5.5%	19
<b>Total for Entity</b>	<b>\$345</b>		<b>\$19</b>
<b>Stafford Township (Roseau)</b>			
Minnesota Association of Townships	427	5.5%	23
<b>Total for Entity</b>	<b>\$427</b>		<b>\$23</b>
<b>Stanchfield Township (Isanti)</b>			
Minnesota Association of Townships	804	5.5%	44
<b>Total for Entity</b>	<b>\$804</b>		<b>\$44</b>
<b>Stanford Township (Isanti)</b>			
Minnesota Association of Townships	1,148	5.5%	63
<b>Total for Entity</b>	<b>\$1,148</b>		<b>\$63</b>
<b>Stanley Township (Lyon)</b>			
Minnesota Association of Townships	339	5.5%	19
<b>Total for Entity</b>	<b>\$339</b>		<b>\$19</b>
<b>Stanton Township (Goodhue)</b>			
Minnesota Association of Townships	768	5.5%	42
<b>Total for Entity</b>	<b>\$768</b>		<b>\$42</b>
<b>Staples Township (Todd)</b>			
Minnesota Association of Townships	528	5.5%	29
<b>Total for Entity</b>	<b>\$528</b>		<b>\$29</b>

**Table 5**  
**2018 Lobbying Expenditures Paid With Association Dues**  
**Listed by Entity**

Name of Entity (County) Association Name	Total Local Government Dues	Proportion of Dues Used for Lobbying	Total Dues Used for Lobbying
<b>Star Lake Township (Otter Tail)</b>			
Minnesota Association of Townships	474	5.5%	26
<b>Total for Entity</b>	<b>\$474</b>		<b>\$26</b>
<b>Star Township (Pennington)</b>			
Minnesota Association of Townships	305	5.5%	17
<b>Total for Entity</b>	<b>\$305</b>		<b>\$17</b>
<b>Stark Township (Brown)</b>			
Minnesota Association of Townships	445	5.5%	24
<b>Total for Entity</b>	<b>\$445</b>		<b>\$24</b>
<b>Stately Township (Brown)</b>			
Minnesota Association of Townships	320	5.5%	18
<b>Total for Entity</b>	<b>\$320</b>		<b>\$18</b>
<b>Steamboat River Township (Hubbard)</b>			
Minnesota Association of Townships	307	5.5%	17
<b>Total for Entity</b>	<b>\$307</b>		<b>\$17</b>
<b>Stearns County</b>			
Association of Minnesota Counties	33,379	13.0%	4,339
Greater Minnesota Parks and Trails	400	53.4%	214
Minnesota Inter-County Association	39,625	23.6%	9,352
<b>Total for Entity</b>	<b>\$73,404</b>		<b>\$13,905</b>
<b>Stearns Soil and Water Conservation District</b>			
Minnesota Association of Soil and Water Conservation Districts	4,690	4.5%	211
<b>Total for Entity</b>	<b>\$4,690</b>		<b>\$211</b>
<b>Steele County</b>			
Association of Minnesota Counties	15,174	13.0%	1,973
Highway 14 Partnership	2,500	85.2%	2,130
<b>Total for Entity</b>	<b>\$17,674</b>		<b>\$4,103</b>
<b>Steele County Soil and Water Conservation District</b>			
Minnesota Association of Soil and Water Conservation Districts	3,767	4.5%	170
<b>Total for Entity</b>	<b>\$3,767</b>		<b>\$170</b>

**Table 5**  
**2018 Lobbying Expenditures Paid With Association Dues**  
**Listed by Entity**

Name of Entity (County) Association Name	Total Local Government Dues	Proportion of Dues Used for Lobbying	Total Dues Used for Lobbying
<b>Steenerson Township (Beltrami)</b>			
Minnesota Association of Townships	276	5.5%	15
<b>Total for Entity</b>	<b>\$276</b>		<b>\$15</b>
<b>Sterling Township (Blue Earth)</b>			
Minnesota Association of Townships	424	5.5%	23
<b>Total for Entity</b>	<b>\$424</b>		<b>\$23</b>
<b>Stevens County</b>			
Association of Minnesota Counties	7,073	13.0%	919
Minnesota Rural Counties Caucus	2,200	50.0%	1,100
<b>Total for Entity</b>	<b>\$9,273</b>		<b>\$2,019</b>
<b>Stevens Soil and Water Conservation District</b>			
Minnesota Association of Soil and Water Conservation Districts	2,659	4.5%	120
<b>Total for Entity</b>	<b>\$2,659</b>		<b>\$120</b>
<b>Stevens Township (Stevens)</b>			
Minnesota Association of Townships	293	5.5%	16
<b>Total for Entity</b>	<b>\$293</b>		<b>\$16</b>
<b>Stillwater Township (Washington)</b>			
League of Minnesota Cities	2,163	10.0%	216
Minnesota Association of Townships	1,054	5.5%	58
<b>Total for Entity</b>	<b>\$3,217</b>		<b>\$274</b>
<b>Stockholm Township (Wright)</b>			
Minnesota Association of Townships	732	5.5%	40
<b>Total for Entity</b>	<b>\$732</b>		<b>\$40</b>
<b>Stokes Township (Itasca)</b>			
Minnesota Association of Townships	342	5.5%	19
<b>Total for Entity</b>	<b>\$342</b>		<b>\$19</b>
<b>Stokes Township (Roseau)</b>			
Minnesota Association of Townships	338	5.5%	19
<b>Total for Entity</b>	<b>\$338</b>		<b>\$19</b>

**Table 5**  
**2018 Lobbying Expenditures Paid With Association Dues**  
**Listed by Entity**

Name of Entity (County) Association Name	Total Local Government Dues	Proportion of Dues Used for Lobbying	Total Dues Used for Lobbying
<b>Stoneham Township (Chippewa)</b>			
Minnesota Association of Townships	347	5.5%	19
<b>Total for Entity</b>	<b>\$347</b>		<b>\$19</b>
<b>Stoney Brook Township (Saint Louis)</b>			
Minnesota Association of Townships	447	5.5%	25
<b>Total for Entity</b>	<b>\$447</b>		<b>\$25</b>
<b>Stony Brook Township (Grant)</b>			
Minnesota Association of Townships	314	5.5%	17
<b>Total for Entity</b>	<b>\$314</b>		<b>\$17</b>
<b>Stony River Township (Lake)</b>			
Minnesota Association of Townships	321	5.5%	18
<b>Total for Entity</b>	<b>\$321</b>		<b>\$18</b>
<b>Stony Run Township (Yellow Medicine)</b>			
Minnesota Association of Townships	473	5.5%	26
<b>Total for Entity</b>	<b>\$473</b>		<b>\$26</b>
<b>Storden Township (Cottonwood)</b>			
Minnesota Association of Townships	321	5.5%	18
<b>Total for Entity</b>	<b>\$321</b>		<b>\$18</b>
<b>Stowe Prairie Township (Todd)</b>			
Minnesota Association of Townships	480	5.5%	26
<b>Total for Entity</b>	<b>\$480</b>		<b>\$26</b>
<b>Straight River Township (Hubbard)</b>			
Minnesota Association of Townships	576	5.5%	32
<b>Total for Entity</b>	<b>\$576</b>		<b>\$32</b>
<b>Strand Township (Norman)</b>			
Minnesota Association of Townships	305	5.5%	17
<b>Total for Entity</b>	<b>\$305</b>		<b>\$17</b>
<b>Sturgeon Lake Township (Pine)</b>			
Minnesota Association of Townships	497	5.5%	27
<b>Total for Entity</b>	<b>\$497</b>		<b>\$27</b>



**Table 5**  
**2018 Lobbying Expenditures Paid With Association Dues**  
**Listed by Entity**

Name of Entity (County) Association Name	Total Local Government Dues	Proportion of Dues Used for Lobbying	Total Dues Used for Lobbying
<b>Sturgeon Township (Saint Louis)</b>			
Minnesota Association of Townships	310	5.5%	17
<b>Total for Entity</b>	<b>\$310</b>		<b>\$17</b>
<b>Sugar Bush Township (Becker)</b>			
Minnesota Association of Townships	504	5.5%	28
<b>Total for Entity</b>	<b>\$504</b>		<b>\$28</b>
<b>Sugar Bush Township (Beltrami)</b>			
Minnesota Association of Townships	345	5.5%	19
<b>Total for Entity</b>	<b>\$345</b>		<b>\$19</b>
<b>Sullivan Township (Polk)</b>			
Minnesota Association of Townships	323	5.5%	18
<b>Total for Entity</b>	<b>\$323</b>		<b>\$18</b>
<b>Summit Lake Township (Nobles)</b>			
Minnesota Association of Townships	447	5.5%	25
<b>Total for Entity</b>	<b>\$447</b>		<b>\$25</b>
<b>Summit Township (Beltrami)</b>			
Minnesota Association of Townships	421	5.5%	23
<b>Total for Entity</b>	<b>\$421</b>		<b>\$23</b>
<b>Summit Township (Steele)</b>			
Minnesota Association of Townships	488	5.5%	27
<b>Total for Entity</b>	<b>\$488</b>		<b>\$27</b>
<b>Sumner Township (Fillmore)</b>			
Minnesota Association of Townships	485	5.5%	27
<b>Total for Entity</b>	<b>\$485</b>		<b>\$27</b>
<b>Sumter Township (McLeod)</b>			
Minnesota Association of Townships	502	5.5%	28
<b>Total for Entity</b>	<b>\$502</b>		<b>\$28</b>
<b>Sundal Township (Norman)</b>			
Minnesota Association of Townships	319	5.5%	18
<b>Total for Entity</b>	<b>\$319</b>		<b>\$18</b>

**Table 5**  
**2018 Lobbying Expenditures Paid With Association Dues**  
**Listed by Entity**

Name of Entity (County) Association Name	Total Local Government Dues	Proportion of Dues Used for Lobbying	Total Dues Used for Lobbying
<b>Sundown Township (Redwood)</b>			
Minnesota Association of Townships	320	5.5%	18
<b>Total for Entity</b>	<b>\$320</b>		<b>\$18</b>
<b>Sunnyside Township (Wilkin)</b>			
Minnesota Association of Townships	312	5.5%	17
<b>Total for Entity</b>	<b>\$312</b>		<b>\$17</b>
<b>Sunrise Township (Chisago)</b>			
Minnesota Association of Townships	1,055	5.5%	58
<b>Total for Entity</b>	<b>\$1,055</b>		<b>\$58</b>
<b>Svea Township (Kittson)</b>			
Minnesota Association of Townships	285	5.5%	16
<b>Total for Entity</b>	<b>\$285</b>		<b>\$16</b>
<b>Sverdrup Township (Otter Tail)</b>			
Minnesota Association of Townships	539	5.5%	30
<b>Total for Entity</b>	<b>\$539</b>		<b>\$30</b>
<b>Swan Lake Township (Stevens)</b>			
Minnesota Association of Townships	330	5.5%	18
<b>Total for Entity</b>	<b>\$330</b>		<b>\$18</b>
<b>Swan River Township (Morrison)</b>			
Minnesota Association of Townships	583	5.5%	32
<b>Total for Entity</b>	<b>\$583</b>		<b>\$32</b>
<b>Swanville Township (Morrison)</b>			
Minnesota Association of Townships	510	5.5%	28
<b>Total for Entity</b>	<b>\$510</b>		<b>\$28</b>
<b>Swede Grove Township (Meeker)</b>			
Minnesota Association of Townships	466	5.5%	26
<b>Total for Entity</b>	<b>\$466</b>		<b>\$26</b>
<b>Swede Prairie Township (Yellow Medicine)</b>			
Minnesota Association of Townships	321	5.5%	18
<b>Total for Entity</b>	<b>\$321</b>		<b>\$18</b>

**Table 5**  
**2018 Lobbying Expenditures Paid With Association Dues**  
**Listed by Entity**

Name of Entity (County) Association Name	Total Local Government Dues	Proportion of Dues Used for Lobbying	Total Dues Used for Lobbying
<b>Swedes Forest Township (Redwood)</b>			
Minnesota Association of Townships	304	5.5%	17
<b>Total for Entity</b>	<b>\$304</b>		<b>\$17</b>
<b>Sweet Township (Pipestone)</b>			
Minnesota Association of Townships	439	5.5%	24
<b>Total for Entity</b>	<b>\$439</b>		<b>\$24</b>
<b>Swenoda Township (Swift)</b>			
Minnesota Association of Townships	309	5.5%	17
<b>Total for Entity</b>	<b>\$309</b>		<b>\$17</b>
<b>Swift County</b>			
Association of Minnesota Counties	7,999	13.0%	1,040
Greater Minnesota Parks and Trails	300	53.4%	160
<b>Total for Entity</b>	<b>\$8,299</b>		<b>\$1,200</b>
<b>Swift Soil and Water Conservation District</b>			
Minnesota Association of Soil and Water Conservation Districts	2,785	4.5%	125
<b>Total for Entity</b>	<b>\$2,785</b>		<b>\$125</b>
<b>Sylvan Township (Cass)</b>			
Minnesota Association of Townships	1,320	5.5%	73
<b>Total for Entity</b>	<b>\$1,320</b>		<b>\$73</b>
<b>Synnes Township (Stevens)</b>			
Minnesota Association of Townships	305	5.5%	17
<b>Total for Entity</b>	<b>\$305</b>		<b>\$17</b>
<b>Tabor Township (Polk)</b>			
Minnesota Association of Townships	303	5.5%	17
<b>Total for Entity</b>	<b>\$303</b>		<b>\$17</b>
<b>Tamarac Township (Marshall)</b>			
Minnesota Association of Townships	293	5.5%	16
<b>Total for Entity</b>	<b>\$293</b>		<b>\$16</b>
<b>Tanberg Township (Wilkin)</b>			
Minnesota Association of Townships	290	5.5%	16
<b>Total for Entity</b>	<b>\$290</b>		<b>\$16</b>

**Table 5**  
**2018 Lobbying Expenditures Paid With Association Dues**  
**Listed by Entity**

Name of Entity (County) Association Name	Total Local Government Dues	Proportion of Dues Used for Lobbying	Total Dues Used for Lobbying
<b>Tansem Township (Clay)</b>			
Minnesota Association of Townships	422	5.5%	23
<b>Total for Entity</b>	<b>\$422</b>		<b>\$23</b>
<b>Tara Township (Swift)</b>			
Minnesota Association of Townships	295	5.5%	16
<b>Total for Entity</b>	<b>\$295</b>		<b>\$16</b>
<b>Tara Township (Traverse)</b>			
Minnesota Association of Townships	295	5.5%	16
<b>Total for Entity</b>	<b>\$295</b>		<b>\$16</b>
<b>Taylor Township (Beltrami)</b>			
Minnesota Association of Townships	300	5.5%	16
<b>Total for Entity</b>	<b>\$300</b>		<b>\$16</b>
<b>Taylor Township (Traverse)</b>			
Minnesota Association of Townships	303	5.5%	17
<b>Total for Entity</b>	<b>\$303</b>		<b>\$17</b>
<b>Tegner Township (Kittson)</b>			
Minnesota Association of Townships	283	5.5%	16
<b>Total for Entity</b>	<b>\$283</b>		<b>\$16</b>
<b>Teien Township (Kittson)</b>			
Minnesota Association of Townships	288	5.5%	16
<b>Total for Entity</b>	<b>\$288</b>		<b>\$16</b>
<b>Ten Lake Township (Beltrami)</b>			
Minnesota Association of Townships	748	5.5%	41
<b>Total for Entity</b>	<b>\$748</b>		<b>\$41</b>
<b>Ten Mile Lake Township (Lac qui Parle)</b>			
Minnesota Association of Townships	313	5.5%	17
<b>Total for Entity</b>	<b>\$313</b>		<b>\$17</b>
<b>Tenhassen Township (Martin)</b>			
Minnesota Association of Townships	347	5.5%	19
<b>Total for Entity</b>	<b>\$347</b>		<b>\$19</b>

**Table 5**  
**2018 Lobbying Expenditures Paid With Association Dues**  
**Listed by Entity**

Name of Entity (County) Association Name	Total Local Government Dues	Proportion of Dues Used for Lobbying	Total Dues Used for Lobbying
<b>Terrebonne Township (Red Lake)</b>			
Minnesota Association of Townships	320	5.5%	18
<b>Total for Entity</b>	<b>\$320</b>		<b>\$18</b>
<b>Thief Lake Township (Marshall)</b>			
Minnesota Association of Townships	282	5.5%	16
<b>Total for Entity</b>	<b>\$282</b>		<b>\$16</b>
<b>Third River Township (Itasca)</b>			
Minnesota Association of Townships	287	5.5%	16
<b>Total for Entity</b>	<b>\$287</b>		<b>\$16</b>
<b>Thomastown Township (Wadena)</b>			
Minnesota Association of Townships	606	5.5%	33
<b>Total for Entity</b>	<b>\$606</b>		<b>\$33</b>
<b>Thompson Township (Kittson)</b>			
Minnesota Association of Townships	314	5.5%	17
<b>Total for Entity</b>	<b>\$314</b>		<b>\$17</b>
<b>Thomson Township (Carlton)</b>			
League of Minnesota Cities	5,486	10.0%	549
Minnesota Association of Townships	2,053	5.5%	113
<b>Total for Entity</b>	<b>\$7,539</b>		<b>\$662</b>
<b>Thorpe Township (Hubbard)</b>			
Minnesota Association of Townships	287	5.5%	16
<b>Total for Entity</b>	<b>\$287</b>		<b>\$16</b>
<b>Three Lakes Township (Redwood)</b>			
Minnesota Association of Townships	325	5.5%	18
<b>Total for Entity</b>	<b>\$325</b>		<b>\$18</b>
<b>Three Rivers Park District</b>			
League of Minnesota Cities	1,878	10.0%	188
<b>Total for Entity</b>	<b>\$1,878</b>		<b>\$188</b>
<b>Thunder Lake Township (Cass)</b>			
Minnesota Association of Townships	428	5.5%	24
<b>Total for Entity</b>	<b>\$428</b>		<b>\$24</b>

**Table 5**  
**2018 Lobbying Expenditures Paid With Association Dues**  
**Listed by Entity**

Name of Entity (County) Association Name	Total Local Government Dues	Proportion of Dues Used for Lobbying	Total Dues Used for Lobbying
<b>Timothy Township (Crow Wing)</b>			
Minnesota Association of Townships	322	5.5%	18
<b>Total for Entity</b>	<b>\$322</b>		<b>\$18</b>
<b>Tintah Township (Traverse)</b>			
Minnesota Association of Townships	280	5.5%	15
<b>Total for Entity</b>	<b>\$280</b>		<b>\$15</b>
<b>Toad Lake Township (Becker)</b>			
Minnesota Association of Townships	510	5.5%	28
<b>Total for Entity</b>	<b>\$510</b>		<b>\$28</b>
<b>Todd County</b>			
Association of Minnesota Counties	11,565	13.0%	1,503
Minnesota Rural Counties Caucus	2,500	50.0%	1,250
<b>Total for Entity</b>	<b>\$14,065</b>		<b>\$2,753</b>
<b>Todd Soil and Water Conservation District</b>			
Minnesota Association of Soil and Water Conservation Districts	3,273	4.5%	147
<b>Total for Entity</b>	<b>\$3,273</b>		<b>\$147</b>
<b>Todd Township (Hubbard)</b>			
Minnesota Association of Townships	853	5.5%	47
<b>Total for Entity</b>	<b>\$853</b>		<b>\$47</b>
<b>Tofte Township (Cook)</b>			
Minnesota Association of Townships	423	5.5%	23
<b>Total for Entity</b>	<b>\$423</b>		<b>\$23</b>
<b>Toivola Township (Saint Louis)</b>			
Minnesota Association of Townships	324	5.5%	18
<b>Total for Entity</b>	<b>\$324</b>		<b>\$18</b>
<b>Toqua Township (Big Stone)</b>			
Minnesota Association of Townships	287	5.5%	16
<b>Total for Entity</b>	<b>\$287</b>		<b>\$16</b>
<b>Tordenskjold Township (Otter Tail)</b>			
Minnesota Association of Townships	512	5.5%	28
<b>Total for Entity</b>	<b>\$512</b>		<b>\$28</b>

**Table 5**  
**2018 Lobbying Expenditures Paid With Association Dues**  
**Listed by Entity**

Name of Entity (County) Association Name	Total Local Government Dues	Proportion of Dues Used for Lobbying	Total Dues Used for Lobbying
<b>Torning Township (Swift)</b>			
Minnesota Association of Townships	472	5.5%	26
<b>Total for Entity</b>	<b>\$472</b>		<b>\$26</b>
<b>Torrey Township (Cass)</b>			
Minnesota Association of Townships	322	5.5%	18
<b>Total for Entity</b>	<b>\$322</b>		<b>\$18</b>
<b>Transit Township (Sibley)</b>			
Minnesota Association of Townships	422	5.5%	23
<b>Total for Entity</b>	<b>\$422</b>		<b>\$23</b>
<b>Traverse County</b>			
Association of Minnesota Counties	3,598	13.0%	468
Minnesota Rural Counties Caucus	2,200	50.0%	1,100
<b>Total for Entity</b>	<b>\$5,798</b>		<b>\$1,568</b>
<b>Traverse Soil and Water Conservation District</b>			
Minnesota Association of Soil and Water Conservation Districts	2,265	4.5%	102
<b>Total for Entity</b>	<b>\$2,265</b>		<b>\$102</b>
<b>Traverse Township (Nicollet)</b>			
Minnesota Association of Townships	448	5.5%	25
<b>Total for Entity</b>	<b>\$448</b>		<b>\$25</b>
<b>Trelipe Township (Cass)</b>			
Minnesota Association of Townships	314	5.5%	17
<b>Total for Entity</b>	<b>\$314</b>		<b>\$17</b>
<b>Trondhjem Township (Otter Tail)</b>			
Minnesota Association of Townships	333	5.5%	18
<b>Total for Entity</b>	<b>\$333</b>		<b>\$18</b>
<b>Trout Lake Township (Itasca)</b>			
Minnesota Association of Townships	764	5.5%	42
<b>Total for Entity</b>	<b>\$764</b>		<b>\$42</b>
<b>Troy Township (Pipestone)</b>			
Minnesota Association of Townships	434	5.5%	24
<b>Total for Entity</b>	<b>\$434</b>		<b>\$24</b>

**Table 5**  
**2018 Lobbying Expenditures Paid With Association Dues**  
**Listed by Entity**

Name of Entity (County) Association Name	Total Local Government Dues	Proportion of Dues Used for Lobbying	Total Dues Used for Lobbying
<b>Troy Township (Renville)</b>			
Minnesota Association of Townships	425	5.5%	23
<b>Total for Entity</b>	<b>\$425</b>		<b>\$23</b>
<b>Tumuli Township (Otter Tail)</b>			
Minnesota Association of Townships	479	5.5%	26
<b>Total for Entity</b>	<b>\$479</b>		<b>\$26</b>
<b>Tunsberg Township (Chippewa)</b>			
Minnesota Association of Townships	334	5.5%	18
<b>Total for Entity</b>	<b>\$334</b>		<b>\$18</b>
<b>Turner Township (Aitkin)</b>			
Minnesota Association of Townships	336	5.5%	18
<b>Total for Entity</b>	<b>\$336</b>		<b>\$18</b>
<b>Turtle Creek Township (Todd)</b>			
Minnesota Association of Townships	427	5.5%	23
<b>Total for Entity</b>	<b>\$427</b>		<b>\$23</b>
<b>Turtle Creek Watershed District</b>			
Minnesota Association of Watershed Districts	2,629	37.7%	991
<b>Total for Entity</b>	<b>\$2,629</b>		<b>\$991</b>
<b>Turtle Lake Township (Beltrami)</b>			
Minnesota Association of Townships	794	5.5%	44
<b>Total for Entity</b>	<b>\$794</b>		<b>\$44</b>
<b>Turtle Lake Township (Cass)</b>			
Minnesota Association of Townships	557	5.5%	31
<b>Total for Entity</b>	<b>\$557</b>		<b>\$31</b>
<b>Turtle River Township (Beltrami)</b>			
Minnesota Association of Townships	768	5.5%	42
<b>Total for Entity</b>	<b>\$768</b>		<b>\$42</b>
<b>Twin Lakes Township (Carlton)</b>			
Minnesota Association of Townships	1,083	5.5%	60
<b>Total for Entity</b>	<b>\$1,083</b>		<b>\$60</b>



**Table 5**  
**2018 Lobbying Expenditures Paid With Association Dues**  
**Listed by Entity**

Name of Entity (County) Association Name	Total Local Government Dues	Proportion of Dues Used for Lobbying	Total Dues Used for Lobbying
<b>Twin Lakes Township (Mahnomen)</b>			
Minnesota Association of Townships	609	5.5%	33
<b>Total for Entity</b>	<b>\$609</b>		<b>\$33</b>
<b>Two Inlets Township (Becker)</b>			
Minnesota Association of Townships	341	5.5%	19
<b>Total for Entity</b>	<b>\$341</b>		<b>\$19</b>
<b>Two Rivers Township (Morrison)</b>			
Minnesota Association of Townships	561	5.5%	31
<b>Total for Entity</b>	<b>\$561</b>		<b>\$31</b>
<b>Two Rivers Watershed District</b>			
Minnesota Association of Watershed Districts	3,370	37.7%	1,270
<b>Total for Entity</b>	<b>\$3,370</b>		<b>\$1,270</b>
<b>Tynsid Township (Polk)</b>			
Minnesota Association of Townships	292	5.5%	16
<b>Total for Entity</b>	<b>\$292</b>		<b>\$16</b>
<b>Tyro Township (Yellow Medicine)</b>			
Minnesota Association of Townships	323	5.5%	18
<b>Total for Entity</b>	<b>\$323</b>		<b>\$18</b>
<b>Tyrone Township (Le Sueur)</b>			
Minnesota Association of Townships	518	5.5%	28
<b>Total for Entity</b>	<b>\$518</b>		<b>\$28</b>
<b>Udolpho Township (Mower)</b>			
Minnesota Association of Townships	486	5.5%	27
<b>Total for Entity</b>	<b>\$486</b>		<b>\$27</b>
<b>Ulen Township (Clay)</b>			
Minnesota Association of Townships	325	5.5%	18
<b>Total for Entity</b>	<b>\$325</b>		<b>\$18</b>
<b>Underwood Township (Redwood)</b>			
Minnesota Association of Townships	325	5.5%	18
<b>Total for Entity</b>	<b>\$325</b>		<b>\$18</b>

**Table 5**  
**2018 Lobbying Expenditures Paid With Association Dues**  
**Listed by Entity**

Name of Entity (County) Association Name	Total Local Government Dues	Proportion of Dues Used for Lobbying	Total Dues Used for Lobbying
<b>Union Grove Township (Meeker)</b>			
Minnesota Association of Townships	541	5.5%	30
<b>Total for Entity</b>	<b>\$541</b>		<b>\$30</b>
<b>Union Township (Houston)</b>			
Minnesota Association of Townships	460	5.5%	25
<b>Total for Entity</b>	<b>\$460</b>		<b>\$25</b>
<b>Upper Minnesota River Watershed District</b>			
League of Minnesota Cities	1,878	10.0%	188
Minnesota Association of Watershed Districts	3,256	37.7%	1,228
<b>Total for Entity</b>	<b>\$5,134</b>		<b>\$1,416</b>
<b>Urness Township (Douglas)</b>			
Minnesota Association of Townships	421	5.5%	23
<b>Total for Entity</b>	<b>\$421</b>		<b>\$23</b>
<b>Utica Township (Winona)</b>			
Minnesota Association of Townships	533	5.5%	29
<b>Total for Entity</b>	<b>\$533</b>		<b>\$29</b>
<b>Vail Township (Redwood)</b>			
Minnesota Association of Townships	340	5.5%	19
<b>Total for Entity</b>	<b>\$340</b>		<b>\$19</b>
<b>Vallers Township (Lyon)</b>			
Minnesota Association of Townships	334	5.5%	18
<b>Total for Entity</b>	<b>\$334</b>		<b>\$18</b>
<b>Valley Branch Watershed District</b>			
Minnesota Association of Watershed Districts	7,500	37.7%	2,828
<b>Total for Entity</b>	<b>\$7,500</b>		<b>\$2,828</b>
<b>Valley Township (Marshall)</b>			
Minnesota Association of Townships	315	5.5%	17
<b>Total for Entity</b>	<b>\$315</b>		<b>\$17</b>
<b>Van Buren Township (Saint Louis)</b>			
Minnesota Association of Townships	327	5.5%	18
<b>Total for Entity</b>	<b>\$327</b>		<b>\$18</b>

**Table 5**  
**2018 Lobbying Expenditures Paid With Association Dues**  
**Listed by Entity**

Name of Entity (County) Association Name	Total Local Government Dues	Proportion of Dues Used for Lobbying	Total Dues Used for Lobbying
<b>Vasa Township (Goodhue)</b>			
Minnesota Association of Townships	634	5.5%	35
<b>Total for Entity</b>	<b>\$634</b>		<b>\$35</b>
<b>Vega Township (Marshall)</b>			
Minnesota Association of Townships	307	5.5%	17
<b>Total for Entity</b>	<b>\$307</b>		<b>\$17</b>
<b>Veldt Township (Marshall)</b>			
Minnesota Association of Townships	281	5.5%	15
<b>Total for Entity</b>	<b>\$281</b>		<b>\$15</b>
<b>Verdi Township (Lincoln)</b>			
Minnesota Association of Townships	330	5.5%	18
<b>Total for Entity</b>	<b>\$330</b>		<b>\$18</b>
<b>Verdon Township (Aitkin)</b>			
Minnesota Association of Townships	282	5.5%	16
<b>Total for Entity</b>	<b>\$282</b>		<b>\$16</b>
<b>Vermilion Lake Township (Saint Louis)</b>			
Minnesota Association of Townships	429	5.5%	24
<b>Total for Entity</b>	<b>\$429</b>		<b>\$24</b>
<b>Vermillion Township (Dakota)</b>			
Minnesota Association of Townships	798	5.5%	44
<b>Total for Entity</b>	<b>\$798</b>		<b>\$44</b>
<b>Vernon Center Township (Blue Earth)</b>			
Minnesota Association of Townships	349	5.5%	19
<b>Total for Entity</b>	<b>\$349</b>		<b>\$19</b>
<b>Vernon Township (Dodge)</b>			
Minnesota Association of Townships	553	5.5%	30
<b>Total for Entity</b>	<b>\$553</b>		<b>\$30</b>
<b>Verona Township (Faribault)</b>			
Minnesota Association of Townships	446	5.5%	25
<b>Total for Entity</b>	<b>\$446</b>		<b>\$25</b>

**Table 5**  
**2018 Lobbying Expenditures Paid With Association Dues**  
**Listed by Entity**

Name of Entity (County) Association Name	Total Local Government Dues	Proportion of Dues Used for Lobbying	Total Dues Used for Lobbying
<b>Vesta Township (Redwood)</b>			
Minnesota Association of Townships	327	5.5%	18
<b>Total for Entity</b>	<b>\$327</b>		<b>\$18</b>
<b>Victor Township (Wright)</b>			
Minnesota Association of Townships	756	5.5%	42
<b>Total for Entity</b>	<b>\$756</b>		<b>\$42</b>
<b>Viding Township (Clay)</b>			
Minnesota Association of Townships	305	5.5%	17
<b>Total for Entity</b>	<b>\$305</b>		<b>\$17</b>
<b>Vienna Township (Rock)</b>			
Minnesota Association of Townships	315	5.5%	17
<b>Total for Entity</b>	<b>\$315</b>		<b>\$17</b>
<b>Viking Township (Marshall)</b>			
Minnesota Association of Townships	320	5.5%	18
<b>Total for Entity</b>	<b>\$320</b>		<b>\$18</b>
<b>Villard Township (Todd)</b>			
Minnesota Association of Townships	544	5.5%	30
<b>Total for Entity</b>	<b>\$544</b>		<b>\$30</b>
<b>Vineland Township (Polk)</b>			
Minnesota Association of Townships	299	5.5%	16
<b>Total for Entity</b>	<b>\$299</b>		<b>\$16</b>
<b>Viola Township (Olmsted)</b>			
Minnesota Association of Townships	535	5.5%	29
<b>Total for Entity</b>	<b>\$535</b>		<b>\$29</b>
<b>Virginia Housing and Redevelopment Authority</b>			
Greater Minnesota Partnership	1,000	55.6%	556
<b>Total for Entity</b>	<b>\$1,000</b>		<b>\$556</b>
<b>Vivian Township (Waseca)</b>			
Minnesota Association of Townships	420	5.5%	23
<b>Total for Entity</b>	<b>\$420</b>		<b>\$23</b>

**Table 5**  
**2018 Lobbying Expenditures Paid With Association Dues**  
**Listed by Entity**

Name of Entity (County) Association Name	Total Local Government Dues	Proportion of Dues Used for Lobbying	Total Dues Used for Lobbying
<b>Waasa Township (Saint Louis)</b>			
Minnesota Association of Townships	346	5.5%	19
<b>Total for Entity</b>	<b>\$346</b>		<b>\$19</b>
<b>Wabana Township (Itasca)</b>			
Minnesota Association of Townships	511	5.5%	28
<b>Total for Entity</b>	<b>\$511</b>		<b>\$28</b>
<b>Wabasha County</b>			
Association of Minnesota Counties	11,290	13.0%	1,468
<b>Total for Entity</b>	<b>\$11,290</b>		<b>\$1,468</b>
<b>Wabasha Soil and Water Conservation District</b>			
Minnesota Association of Soil and Water Conservation Districts	3,236	4.5%	146
<b>Total for Entity</b>	<b>\$3,236</b>		<b>\$146</b>
<b>Wabedo Township (Cass)</b>			
Minnesota Association of Townships	452	5.5%	25
<b>Total for Entity</b>	<b>\$452</b>		<b>\$25</b>
<b>Waconia Township (Carver)</b>			
Minnesota Association of Townships	800	5.5%	44
<b>Total for Entity</b>	<b>\$800</b>		<b>\$44</b>
<b>Wacouta Township (Goodhue)</b>			
Minnesota Association of Townships	465	5.5%	26
<b>Total for Entity</b>	<b>\$465</b>		<b>\$26</b>
<b>Wadena County</b>			
Association of Minnesota Counties	7,248	13.0%	942
Minnesota Rural Counties Caucus	2,300	50.0%	1,150
<b>Total for Entity</b>	<b>\$9,548</b>		<b>\$2,092</b>
<b>Wadena Soil and Water Conservation District</b>			
Minnesota Association of Soil and Water Conservation Districts	2,682	4.5%	121
<b>Total for Entity</b>	<b>\$2,682</b>		<b>\$121</b>
<b>Wadena Township (Wadena)</b>			
Minnesota Association of Townships	606	5.5%	33
<b>Total for Entity</b>	<b>\$606</b>		<b>\$33</b>

**Table 5**  
**2018 Lobbying Expenditures Paid With Association Dues**  
**Listed by Entity**

Name of Entity (County) Association Name	Total Local Government Dues	Proportion of Dues Used for Lobbying	Total Dues Used for Lobbying
<b>Wagner Township (Aitkin)</b>			
Minnesota Association of Townships	442	5.5%	24
<b>Total for Entity</b>	<b>\$442</b>		<b>\$24</b>
<b>Wakefield Township (Stearns)</b>			
Minnesota Association of Townships	1,316	5.5%	72
<b>Total for Entity</b>	<b>\$1,316</b>		<b>\$72</b>
<b>Walcott Township (Rice)</b>			
Minnesota Association of Townships	652	5.5%	36
<b>Total for Entity</b>	<b>\$652</b>		<b>\$36</b>
<b>Walden Township (Cass)</b>			
Minnesota Association of Townships	501	5.5%	28
<b>Total for Entity</b>	<b>\$501</b>		<b>\$28</b>
<b>Walden Township (Pope)</b>			
Minnesota Association of Townships	322	5.5%	18
<b>Total for Entity</b>	<b>\$322</b>		<b>\$18</b>
<b>Walls Township (Traverse)</b>			
Minnesota Association of Townships	291	5.5%	16
<b>Total for Entity</b>	<b>\$291</b>		<b>\$16</b>
<b>Walnut Lake Township (Faribault)</b>			
Minnesota Association of Townships	331	5.5%	18
<b>Total for Entity</b>	<b>\$331</b>		<b>\$18</b>
<b>Walter Township (Lac qui Parle)</b>			
Minnesota Association of Townships	311	5.5%	17
<b>Total for Entity</b>	<b>\$311</b>		<b>\$17</b>
<b>Waltham Township (Mower)</b>			
Minnesota Association of Townships	445	5.5%	24
<b>Total for Entity</b>	<b>\$445</b>		<b>\$24</b>
<b>Walworth Township (Becker)</b>			
Minnesota Association of Townships	299	5.5%	16
<b>Total for Entity</b>	<b>\$299</b>		<b>\$16</b>

**Table 5**  
**2018 Lobbying Expenditures Paid With Association Dues**  
**Listed by Entity**

Name of Entity (County) Association Name	Total Local Government Dues	Proportion of Dues Used for Lobbying	Total Dues Used for Lobbying
<b>Wanamingo Township (Goodhue)</b>			
Minnesota Association of Townships	485	5.5%	27
<b>Total for Entity</b>	<b>\$485</b>		<b>\$27</b>
<b>Wang Township (Renville)</b>			
Minnesota Association of Townships	345	5.5%	19
<b>Total for Entity</b>	<b>\$345</b>		<b>\$19</b>
<b>Wanger Township (Marshall)</b>			
Minnesota Association of Townships	290	5.5%	16
<b>Total for Entity</b>	<b>\$290</b>		<b>\$16</b>
<b>Ward Township (Todd)</b>			
Minnesota Association of Townships	481	5.5%	26
<b>Total for Entity</b>	<b>\$481</b>		<b>\$26</b>
<b>Warren Township (Winona)</b>			
Minnesota Association of Townships	544	5.5%	30
<b>Total for Entity</b>	<b>\$544</b>		<b>\$30</b>
<b>Warrenton Township (Marshall)</b>			
Minnesota Association of Townships	298	5.5%	16
<b>Total for Entity</b>	<b>\$298</b>		<b>\$16</b>
<b>Warroad Watershed District</b>			
Minnesota Association of Watershed Districts	737	37.7%	278
<b>Total for Entity</b>	<b>\$737</b>		<b>\$278</b>
<b>Warsaw Township (Goodhue)</b>			
Minnesota Association of Townships	537	5.5%	30
<b>Total for Entity</b>	<b>\$537</b>		<b>\$30</b>
<b>Warsaw Township (Rice)</b>			
Minnesota Association of Townships	841	5.5%	46
<b>Total for Entity</b>	<b>\$841</b>		<b>\$46</b>
<b>Waseca County</b>			
Association of Minnesota Counties	10,583	13.0%	1,376
<b>Total for Entity</b>	<b>\$10,583</b>		<b>\$1,376</b>

**Table 5**  
**2018 Lobbying Expenditures Paid With Association Dues**  
**Listed by Entity**

Name of Entity (County) Association Name	Total Local Government Dues	Proportion of Dues Used for Lobbying	Total Dues Used for Lobbying
<b>Waseca Soil and Water Conservation District</b>			
Minnesota Association of Soil and Water Conservation Districts	3,139	4.5%	141
<b>Total for Entity</b>	<b>\$3,139</b>		<b>\$141</b>
<b>Washington County</b>			
Association of Minnesota Counties	44,234	13.0%	5,750
Minnesota Inter-County Association	64,407	23.6%	15,200
<b>Total for Entity</b>	<b>\$108,641</b>		<b>\$20,950</b>
<b>Washington Lake Township (Sibley)</b>			
Minnesota Association of Townships	492	5.5%	27
<b>Total for Entity</b>	<b>\$492</b>		<b>\$27</b>
<b>Washington Soil and Water Conservation District</b>			
Minnesota Association of Soil and Water Conservation Districts	4,690	4.5%	211
<b>Total for Entity</b>	<b>\$4,690</b>		<b>\$211</b>
<b>Washington Township (Le Sueur)</b>			
Minnesota Association of Townships	569	5.5%	31
<b>Total for Entity</b>	<b>\$569</b>		<b>\$31</b>
<b>Wasioja Township (Dodge)</b>			
Minnesota Association of Townships	631	5.5%	35
<b>Total for Entity</b>	<b>\$631</b>		<b>\$35</b>
<b>Waskish Township (Beltrami)</b>			
Minnesota Association of Townships	308	5.5%	17
<b>Total for Entity</b>	<b>\$308</b>		<b>\$17</b>
<b>Watab Township (Benton)</b>			
Minnesota Association of Townships	1,441	5.5%	79
<b>Total for Entity</b>	<b>\$1,441</b>		<b>\$79</b>
<b>Waterbury Township (Redwood)</b>			
Minnesota Association of Townships	325	5.5%	18
<b>Total for Entity</b>	<b>\$325</b>		<b>\$18</b>
<b>Waterford Township (Dakota)</b>			
Minnesota Association of Townships	501	5.5%	28
<b>Total for Entity</b>	<b>\$501</b>		<b>\$28</b>



**Table 5**  
**2018 Lobbying Expenditures Paid With Association Dues**  
**Listed by Entity**

Name of Entity (County) Association Name	Total Local Government Dues	Proportion of Dues Used for Lobbying	Total Dues Used for Lobbying
<b>Watertown Township (Carver)</b>			
Minnesota Association of Townships	799	5.5%	44
<b>Total for Entity</b>	<b>\$799</b>		<b>\$44</b>
<b>Waterville Township (Le Sueur)</b>			
Minnesota Association of Townships	562	5.5%	31
<b>Total for Entity</b>	<b>\$562</b>		<b>\$31</b>
<b>Watowan County</b>			
Association of Minnesota Counties	7,825	13.0%	1,017
Minnesota Rural Counties Caucus	2,300	50.0%	1,150
<b>Total for Entity</b>	<b>\$10,125</b>		<b>\$2,167</b>
<b>Watowan Soil and Water Conservation District</b>			
Minnesota Association of Soil and Water Conservation Districts	2,761	4.5%	124
<b>Total for Entity</b>	<b>\$2,761</b>		<b>\$124</b>
<b>Watopa Township (Wabasha)</b>			
Minnesota Association of Townships	344	5.5%	19
<b>Total for Entity</b>	<b>\$344</b>		<b>\$19</b>
<b>Waukenabo Township (Aitkin)</b>			
Minnesota Association of Townships	444	5.5%	24
<b>Total for Entity</b>	<b>\$444</b>		<b>\$24</b>
<b>Waukon Township (Norman)</b>			
Minnesota Association of Townships	301	5.5%	17
<b>Total for Entity</b>	<b>\$301</b>		<b>\$17</b>
<b>Waverly Township (Martin)</b>			
Minnesota Association of Townships	330	5.5%	18
<b>Total for Entity</b>	<b>\$330</b>		<b>\$18</b>
<b>Wawina Township (Itasca)</b>			
Minnesota Association of Townships	293	5.5%	16
<b>Total for Entity</b>	<b>\$293</b>		<b>\$16</b>
<b>Wealthwood Township (Aitkin)</b>			
Minnesota Association of Townships	424	5.5%	23
<b>Total for Entity</b>	<b>\$424</b>		<b>\$23</b>

**Table 5**  
**2018 Lobbying Expenditures Paid With Association Dues**  
**Listed by Entity**

Name of Entity (County) Association Name	Total Local Government Dues	Proportion of Dues Used for Lobbying	Total Dues Used for Lobbying
<b>Webster Township (Rice)</b>			
Minnesota Association of Townships	991	5.5%	55
<b>Total for Entity</b>	<b>\$991</b>		<b>\$55</b>
<b>Weimer Township (Jackson)</b>			
Minnesota Association of Townships	314	5.5%	17
<b>Total for Entity</b>	<b>\$314</b>		<b>\$17</b>
<b>Welch Township (Goodhue)</b>			
Minnesota Association of Townships	577	5.5%	32
<b>Total for Entity</b>	<b>\$577</b>		<b>\$32</b>
<b>Wellington Township (Renville)</b>			
Minnesota Association of Townships	324	5.5%	18
<b>Total for Entity</b>	<b>\$324</b>		<b>\$18</b>
<b>Wells Township (Rice)</b>			
Minnesota Association of Townships	920	5.5%	51
<b>Total for Entity</b>	<b>\$920</b>		<b>\$51</b>
<b>Wergeland Township (Yellow Medicine)</b>			
Minnesota Association of Townships	315	5.5%	17
<b>Total for Entity</b>	<b>\$315</b>		<b>\$17</b>
<b>West Albany Township (Wabasha)</b>			
Minnesota Association of Townships	461	5.5%	25
<b>Total for Entity</b>	<b>\$461</b>		<b>\$25</b>
<b>West Bank Township (Swift)</b>			
Minnesota Association of Townships	315	5.5%	17
<b>Total for Entity</b>	<b>\$315</b>		<b>\$17</b>
<b>West Heron Lake Township (Jackson)</b>			
Minnesota Association of Townships	320	5.5%	18
<b>Total for Entity</b>	<b>\$320</b>		<b>\$18</b>
<b>West Lakeland Township (Washington)</b>			
Minnesota Association of Townships	1,736	5.5%	95
<b>Total for Entity</b>	<b>\$1,736</b>		<b>\$95</b>

**Table 5**  
**2018 Lobbying Expenditures Paid With Association Dues**  
**Listed by Entity**

Name of Entity (County) Association Name	Total Local Government Dues	Proportion of Dues Used for Lobbying	Total Dues Used for Lobbying
<b>West Newton Township (Nicollet)</b>			
Minnesota Association of Townships	470	5.5%	26
<b>Total for Entity</b>	<b>\$470</b>		<b>\$26</b>
<b>West Otter Tail Soil and Water Conservation District</b>			
Minnesota Association of Soil and Water Conservation Districts	3,133	4.5%	141
<b>Total for Entity</b>	<b>\$3,133</b>		<b>\$141</b>
<b>West Polk Soil and Water Conservation District</b>			
Minnesota Association of Soil and Water Conservation Districts	2,688	4.5%	121
<b>Total for Entity</b>	<b>\$2,688</b>		<b>\$121</b>
<b>West Union Township (Todd)</b>			
Minnesota Association of Townships	425	5.5%	23
<b>Total for Entity</b>	<b>\$425</b>		<b>\$23</b>
<b>West Valley Township (Marshall)</b>			
Minnesota Association of Townships	317	5.5%	17
<b>Total for Entity</b>	<b>\$317</b>		<b>\$17</b>
<b>Westbrook Township (Cottonwood)</b>			
Minnesota Association of Townships	335	5.5%	18
<b>Total for Entity</b>	<b>\$335</b>		<b>\$18</b>
<b>Westerheim Township (Lyon)</b>			
Minnesota Association of Townships	344	5.5%	19
<b>Total for Entity</b>	<b>\$344</b>		<b>\$19</b>
<b>Western Lake Superior Sanitary District</b>			
League of Minnesota Cities	1,878	10.0%	188
Minnesota Environmental Science and Economic Review Board	13,675	9.1%	1,244
<b>Total for Entity</b>	<b>\$15,553</b>		<b>\$1,432</b>
<b>Western Township (Otter Tail)</b>			
Minnesota Association of Townships	309	5.5%	17
<b>Total for Entity</b>	<b>\$309</b>		<b>\$17</b>
<b>Westfield Township (Dodge)</b>			
Minnesota Association of Townships	485	5.5%	27
<b>Total for Entity</b>	<b>\$485</b>		<b>\$27</b>

**Table 5**  
**2018 Lobbying Expenditures Paid With Association Dues**  
**Listed by Entity**

Name of Entity (County) Association Name	Total Local Government Dues	Proportion of Dues Used for Lobbying	Total Dues Used for Lobbying
<b>Westford Township (Martin)</b>			
Minnesota Association of Townships	431	5.5%	24
<b>Total for Entity</b>	<b>\$431</b>		<b>\$24</b>
<b>Westline Township (Redwood)</b>			
Minnesota Association of Townships	318	5.5%	17
<b>Total for Entity</b>	<b>\$318</b>		<b>\$17</b>
<b>Westport Township (Pope)</b>			
Minnesota Association of Townships	426	5.5%	23
<b>Total for Entity</b>	<b>\$426</b>		<b>\$23</b>
<b>Westside Township (Nobles)</b>			
Minnesota Association of Townships	336	5.5%	18
<b>Total for Entity</b>	<b>\$336</b>		<b>\$18</b>
<b>Wheatland Township (Rice)</b>			
Minnesota Association of Townships	817	5.5%	45
<b>Total for Entity</b>	<b>\$817</b>		<b>\$45</b>
<b>Wheeling Township (Rice)</b>			
Minnesota Association of Townships	524	5.5%	29
<b>Total for Entity</b>	<b>\$524</b>		<b>\$29</b>
<b>White Bear Lake Conservation District</b>			
League of Minnesota Cities	1,878	10.0%	188
<b>Total for Entity</b>	<b>\$1,878</b>		<b>\$188</b>
<b>White Bear Lake Township (Pope)</b>			
Minnesota Association of Townships	480	5.5%	26
<b>Total for Entity</b>	<b>\$480</b>		<b>\$26</b>
<b>White Bear Township (Ramsey)</b>			
League of Minnesota Cities	10,330	10.0%	1,033
Minnesota Association of Townships	3,955	5.5%	218
<b>Total for Entity</b>	<b>\$14,285</b>		<b>\$1,251</b>
<b>White Earth Township (Becker)</b>			
Minnesota Association of Townships	604	5.5%	33
<b>Total for Entity</b>	<b>\$604</b>		<b>\$33</b>

**Table 5**  
**2018 Lobbying Expenditures Paid With Association Dues**  
**Listed by Entity**

Name of Entity (County) Association Name	Total Local Government Dues	Proportion of Dues Used for Lobbying	Total Dues Used for Lobbying
<b>White Oak Township (Hubbard)</b>			
Minnesota Association of Townships	498	5.5%	27
<b>Total for Entity</b>	<b>\$498</b>		<b>\$27</b>
<b>White Pine Township (Aitkin)</b>			
Minnesota Association of Townships	280	5.5%	15
<b>Total for Entity</b>	<b>\$280</b>		<b>\$15</b>
<b>White Township (Saint Louis)</b>			
League of Minnesota Cities	1,715	10.0%	172
Minnesota Association of Townships	893	5.5%	49
Range Association of Municipalities and Schools	400	72.0%	288
<b>Total for Entity</b>	<b>\$3,008</b>		<b>\$509</b>
<b>Whited Township (Kanabec)</b>			
Minnesota Association of Townships	631	5.5%	35
<b>Total for Entity</b>	<b>\$631</b>		<b>\$35</b>
<b>Whitefield Township (Kandiyohi)</b>			
Minnesota Association of Townships	503	5.5%	28
<b>Total for Entity</b>	<b>\$503</b>		<b>\$28</b>
<b>Whiteford Township (Marshall)</b>			
Minnesota Association of Townships	284	5.5%	16
<b>Total for Entity</b>	<b>\$284</b>		<b>\$16</b>
<b>Whitewater Township (Winona)</b>			
Minnesota Association of Townships	334	5.5%	18
<b>Total for Entity</b>	<b>\$334</b>		<b>\$18</b>
<b>Wild Rice Township (Norman)</b>			
Minnesota Association of Townships	350	5.5%	19
<b>Total for Entity</b>	<b>\$350</b>		<b>\$19</b>
<b>Wild Rice Watershed District</b>			
Minnesota Association of Watershed Districts	7,500	37.7%	2,828
<b>Total for Entity</b>	<b>\$7,500</b>		<b>\$2,828</b>

**Table 5**  
**2018 Lobbying Expenditures Paid With Association Dues**  
**Listed by Entity**

Name of Entity (County) Association Name	Total Local Government Dues	Proportion of Dues Used for Lobbying	Total Dues Used for Lobbying
<b>Wildwood Township (Itasca)</b>			
Minnesota Association of Townships	331	5.5%	18
<b>Total for Entity</b>	<b>\$331</b>		<b>\$18</b>
<b>Wilkin County</b>			
Association of Minnesota Counties	6,659	13.0%	866
Minnesota Rural Counties Caucus	2,200	50.0%	1,100
<b>Total for Entity</b>	<b>\$8,859</b>		<b>\$1,966</b>
<b>Wilkin Soil and Water Conservation District</b>			
Minnesota Association of Soil and Water Conservation Districts	2,602	4.5%	117
<b>Total for Entity</b>	<b>\$2,602</b>		<b>\$117</b>
<b>Wilkinson Township (Cass)</b>			
Minnesota Association of Townships	467	5.5%	26
<b>Total for Entity</b>	<b>\$467</b>		<b>\$26</b>
<b>Williams Township (Aitkin)</b>			
Minnesota Association of Townships	311	5.5%	17
<b>Total for Entity</b>	<b>\$311</b>		<b>\$17</b>
<b>Willmar Township (Kandiyohi)</b>			
Minnesota Association of Townships	506	5.5%	28
<b>Total for Entity</b>	<b>\$506</b>		<b>\$28</b>
<b>Willow Lake Township (Redwood)</b>			
Minnesota Association of Townships	332	5.5%	18
<b>Total for Entity</b>	<b>\$332</b>		<b>\$18</b>
<b>Willow Valley Township (Saint Louis)</b>			
Minnesota Association of Townships	309	5.5%	17
<b>Total for Entity</b>	<b>\$309</b>		<b>\$17</b>
<b>Wilma Township (Pine)</b>			
Minnesota Association of Townships	295	5.5%	16
<b>Total for Entity</b>	<b>\$295</b>		<b>\$16</b>
<b>Wilmington Township (Houston)</b>			
Minnesota Association of Townships	472	5.5%	26
<b>Total for Entity</b>	<b>\$472</b>		<b>\$26</b>

**Table 5**  
**2018 Lobbying Expenditures Paid With Association Dues**  
**Listed by Entity**

Name of Entity (County) Association Name	Total Local Government Dues	Proportion of Dues Used for Lobbying	Total Dues Used for Lobbying
<b>Wilmont Township (Nobles)</b>			
Minnesota Association of Townships	326	5.5%	18
<b>Total for Entity</b>	<b>\$326</b>		<b>\$18</b>
<b>Wilson Township (Cass)</b>			
Minnesota Association of Townships	552	5.5%	30
<b>Total for Entity</b>	<b>\$552</b>		<b>\$30</b>
<b>Wilson Township (Winona)</b>			
Minnesota Association of Townships	768	5.5%	42
<b>Total for Entity</b>	<b>\$768</b>		<b>\$42</b>
<b>Wilton Township (Waseca)</b>			
Minnesota Association of Townships	453	5.5%	25
<b>Total for Entity</b>	<b>\$453</b>		<b>\$25</b>
<b>Winchester Township (Norman)</b>			
Minnesota Association of Townships	285	5.5%	16
<b>Total for Entity</b>	<b>\$285</b>		<b>\$16</b>
<b>Windemere Township (Pine)</b>			
Minnesota Association of Townships	937	5.5%	52
<b>Total for Entity</b>	<b>\$937</b>		<b>\$52</b>
<b>Windom Township (Mower)</b>			
Minnesota Association of Townships	527	5.5%	29
<b>Total for Entity</b>	<b>\$527</b>		<b>\$29</b>
<b>Windsor Township (Traverse)</b>			
Minnesota Association of Townships	290	5.5%	16
<b>Total for Entity</b>	<b>\$290</b>		<b>\$16</b>
<b>Winfield Township (Renville)</b>			
Minnesota Association of Townships	335	5.5%	18
<b>Total for Entity</b>	<b>\$335</b>		<b>\$18</b>
<b>Wing River Township (Wadena)</b>			
Minnesota Association of Townships	484	5.5%	27
<b>Total for Entity</b>	<b>\$484</b>		<b>\$27</b>

**Table 5**  
**2018 Lobbying Expenditures Paid With Association Dues**  
**Listed by Entity**

Name of Entity (County) Association Name	Total Local Government Dues	Proportion of Dues Used for Lobbying	Total Dues Used for Lobbying
<b>Winger Township (Polk)</b>			
Minnesota Association of Townships	332	5.5%	18
<b>Total for Entity</b>	<b>\$332</b>		<b>\$18</b>
<b>Winnebago Township (Faribault)</b>			
Minnesota Association of Townships	329	5.5%	18
<b>Total for Entity</b>	<b>\$329</b>		<b>\$18</b>
<b>Winnebago Township (Houston)</b>			
Minnesota Association of Townships	346	5.5%	19
<b>Total for Entity</b>	<b>\$346</b>		<b>\$19</b>
<b>Winona County</b>			
Association of Minnesota Counties	18,876	13.0%	2,454
Minnesota Inter-County Association	12,963	23.6%	3,059
<b>Total for Entity</b>	<b>\$31,839</b>		<b>\$5,513</b>
<b>Winona Port Authority</b>			
Minnesota Ports Association	5,403	100.0%	5,403
<b>Total for Entity</b>	<b>\$5,403</b>		<b>\$5,403</b>
<b>Winona Soil and Water Conservation District</b>			
Minnesota Association of Soil and Water Conservation Districts	4,274	4.5%	192
<b>Total for Entity</b>	<b>\$4,274</b>		<b>\$192</b>
<b>Winsor Township (Clearwater)</b>			
Minnesota Association of Townships	300	5.5%	16
<b>Total for Entity</b>	<b>\$300</b>		<b>\$16</b>
<b>Winsted Township (McLeod)</b>			
Minnesota Association of Townships	633	5.5%	35
<b>Total for Entity</b>	<b>\$633</b>		<b>\$35</b>
<b>Wirt Township (Itasca)</b>			
Minnesota Association of Townships	303	5.5%	17
<b>Total for Entity</b>	<b>\$303</b>		<b>\$17</b>
<b>Wisconsin Township (Jackson)</b>			
Minnesota Association of Townships	338	5.5%	19
<b>Total for Entity</b>	<b>\$338</b>		<b>\$19</b>



**Table 5**  
**2018 Lobbying Expenditures Paid With Association Dues**  
**Listed by Entity**

Name of Entity (County) Association Name	Total Local Government Dues	Proportion of Dues Used for Lobbying	Total Dues Used for Lobbying
<b>Wiscoy Township (Winona)</b>			
Minnesota Association of Townships	456	5.5%	25
<b>Total for Entity</b>	<b>\$456</b>		<b>\$25</b>
<b>Wolf Lake Township (Becker)</b>			
Minnesota Association of Townships	423	5.5%	23
<b>Total for Entity</b>	<b>\$423</b>		<b>\$23</b>
<b>Wolford Township (Crow Wing)</b>			
Minnesota Association of Townships	464	5.5%	26
<b>Total for Entity</b>	<b>\$464</b>		<b>\$26</b>
<b>Wolverton Township (Wilkin)</b>			
Minnesota Association of Townships	306	5.5%	17
<b>Total for Entity</b>	<b>\$306</b>		<b>\$17</b>
<b>Wood Lake Township (Yellow Medicine)</b>			
Minnesota Association of Townships	335	5.5%	18
<b>Total for Entity</b>	<b>\$335</b>		<b>\$18</b>
<b>Woodland Township (Wright)</b>			
Minnesota Association of Townships	776	5.5%	43
<b>Total for Entity</b>	<b>\$776</b>		<b>\$43</b>
<b>Woodrow Township (Beltrami)</b>			
Minnesota Association of Townships	295	5.5%	16
<b>Total for Entity</b>	<b>\$295</b>		<b>\$16</b>
<b>Woodrow Township (Cass)</b>			
Minnesota Association of Townships	528	5.5%	29
<b>Total for Entity</b>	<b>\$528</b>		<b>\$29</b>
<b>Woods Township (Chippewa)</b>			
Minnesota Association of Townships	335	5.5%	18
<b>Total for Entity</b>	<b>\$335</b>		<b>\$18</b>
<b>Woodside Township (Otter Tail)</b>			
Minnesota Association of Townships	424	5.5%	23
<b>Total for Entity</b>	<b>\$424</b>		<b>\$23</b>

**Table 5**  
**2018 Lobbying Expenditures Paid With Association Dues**  
**Listed by Entity**

Name of Entity (County) Association Name	Total Local Government Dues	Proportion of Dues Used for Lobbying	Total Dues Used for Lobbying
<b>Woodside Township (Polk)</b>			
Minnesota Association of Townships	495	5.5%	27
<b>Total for Entity</b>	<b>\$495</b>		<b>\$27</b>
<b>Woodville Township (Waseca)</b>			
Minnesota Association of Townships	835	5.5%	46
<b>Total for Entity</b>	<b>\$835</b>		<b>\$46</b>
<b>Workman Township (Aitkin)</b>			
Minnesota Association of Townships	334	5.5%	18
<b>Total for Entity</b>	<b>\$334</b>		<b>\$18</b>
<b>Worthington Township (Nobles)</b>			
Minnesota Association of Townships	443	5.5%	24
<b>Total for Entity</b>	<b>\$443</b>		<b>\$24</b>
<b>Wrenshall Township (Carlton)</b>			
Minnesota Association of Townships	464	5.5%	26
<b>Total for Entity</b>	<b>\$464</b>		<b>\$26</b>
<b>Wright County</b>			
Association of Minnesota Counties	30,187	13.0%	3,924
Greater Minnesota Parks and Trails	800	53.4%	427
<b>Total for Entity</b>	<b>\$30,987</b>		<b>\$4,351</b>
<b>Wright Soil and Water Conservation District</b>			
Minnesota Association of Soil and Water Conservation Districts	4,690	4.5%	211
<b>Total for Entity</b>	<b>\$4,690</b>		<b>\$211</b>
<b>Wright Township (Marshall)</b>			
Minnesota Association of Townships	306	5.5%	17
<b>Total for Entity</b>	<b>\$306</b>		<b>\$17</b>
<b>Wuori Township (Saint Louis)</b>			
Minnesota Association of Townships	520	5.5%	29
<b>Total for Entity</b>	<b>\$520</b>		<b>\$29</b>
<b>Wyandotte Township (Pennington)</b>			
Minnesota Association of Townships	313	5.5%	17
<b>Total for Entity</b>	<b>\$313</b>		<b>\$17</b>

**Table 5**  
**2018 Lobbying Expenditures Paid With Association Dues**  
**Listed by Entity**

Name of Entity (County) Association Name	Total Local Government Dues	Proportion of Dues Used for Lobbying	Total Dues Used for Lobbying
<b>Wyanett Township (Isanti)</b>			
Minnesota Association of Townships	967	5.5%	53
<b>Total for Entity</b>	<b>\$967</b>		<b>\$53</b>
<b>Wykeham Township (Todd)</b>			
Minnesota Association of Townships	466	5.5%	26
<b>Total for Entity</b>	<b>\$466</b>		<b>\$26</b>
<b>Wylie Township (Red Lake)</b>			
Minnesota Association of Townships	292	5.5%	16
<b>Total for Entity</b>	<b>\$292</b>		<b>\$16</b>
<b>Yellow Bank Township (Lac qui Parle)</b>			
Minnesota Association of Townships	315	5.5%	17
<b>Total for Entity</b>	<b>\$315</b>		<b>\$17</b>
<b>Yellow Medicine County</b>			
Association of Minnesota Counties	8,151	13.0%	1,060
<b>Total for Entity</b>	<b>\$8,151</b>		<b>\$1,060</b>
<b>Yellow Medicine River Watershed District</b>			
League of Minnesota Cities	1,878	10.0%	188
Minnesota Association of Watershed Districts	6,675	37.7%	2,516
<b>Total for Entity</b>	<b>\$8,553</b>		<b>\$2,704</b>
<b>Yellow Medicine Soil and Water Conservation District</b>			
Minnesota Association of Soil and Water Conservation Districts	2,806	4.5%	126
<b>Total for Entity</b>	<b>\$2,806</b>		<b>\$126</b>
<b>York Township (Fillmore)</b>			
Minnesota Association of Townships	451	5.5%	25
<b>Total for Entity</b>	<b>\$451</b>		<b>\$25</b>
<b>Young America Township (Carver)</b>			
Minnesota Association of Townships	557	5.5%	31
<b>Total for Entity</b>	<b>\$557</b>		<b>\$31</b>
<b>Yucatan Township (Houston)</b>			
Minnesota Association of Townships	443	5.5%	24
<b>Total for Entity</b>	<b>\$443</b>		<b>\$24</b>

**Table 5**  
**2018 Lobbying Expenditures Paid With Association Dues**  
**Listed by Entity**

Name of Entity (County) Association Name	Total Local Government Dues	Proportion of Dues Used for Lobbying	Total Dues Used for Lobbying
<b>Zion Township (Stearns)</b>			
Minnesota Association of Townships	448	5.5%	25
<b>Total for Entity</b>	<b>\$448</b>		<b>\$25</b>
<b>Zumbro Township (Wabasha)</b>			
Minnesota Association of Townships	564	5.5%	31
<b>Total for Entity</b>	<b>\$564</b>		<b>\$31</b>
<b>Zumbrota Township (Goodhue)</b>			
Minnesota Association of Townships	526	5.5%	29
<b>Total for Entity</b>	<b>\$526</b>		<b>\$29</b>
<b>Total for All Entities*</b>	<b>\$12,493,014</b>		<b>\$3,479,300 *</b>

\*Due to rounding, this total is slightly different from the total on Table 6.

**Table 6**  
**2018 Lobbying Expenditures by Associations of Local Governments**

<b>Association</b>	<b>Total Local Government Dues</b>	<b>Percent of Dues Used for Lobbying</b>	<b>Total Government Dues Used for Lobbying</b>	<b>Other Revenues</b>	<b>Total Lobbying Expenditures</b>	<b>Type of Entities Represented</b>
Arrowhead Counties Association	\$20,000	60.0%	\$12,000	\$ ---	\$12,000	Couties
Association of Metropolitan Municipalities	604,786	31.3%	189,298	---	189,298	Cities
Association of Metropolitan School Districts, Inc.	443,071	73.2%	324,328	---	324,328	School Districts
Association of Minnesota Counties	1,356,055	13.0%	176,287	---	176,287	Counties
Coalition of Greater Minnesota Cities	1,305,804	50.8%	663,348	114,347	777,695	Cities
Coalition of Utility Cities	95,000	100.0%	95,000	32,933	127,933	Cities
Greater Minnesota Parks and Trails	22,425	53.4%	11,975	3,795	15,770	Cities and Counties
Greater Minnesota Partnership	34,222	55.6%	19,027	89,309	108,336	Cities and Counties
Highway 14 Partnership	53,200	85.2%	45,326	9,628	54,954	Cities and Counties
League of Minnesota Cities	3,253,320	10.0%	325,332	380,526	705,858	Cities
Minnesota Association of Small Cities	134,453	65.0%	87,394	---	87,394	Cities
Minnesota Association of Soil and Water Conservation Districts	304,203	4.5%	13,689	---	13,689	Special Districts
Minnesota Association of Townships	854,279	5.5%	46,985	---	46,985	Towns
Minnesota Association of Watershed Districts	215,201	37.7%	81,131	---	81,131	Special Districts
Minnesota Environmental Science and Economic Review Board	190,558	9.1%	17,341	1,099	18,440	Cities and Special Districts
Minnesota Inter-County Association	473,836	23.6%	111,825	---	111,825	Counties
Minnesota Ports Association	40,500	100.0%	40,500	---	40,500	Special Districts
Minnesota Rural Counties Caucus	64,400	50.0%	32,200	---	32,200	Counties
Minnesota Rural Education Association	434,104	42.6%	184,928	30,637	215,565	School Districts
Minnesota School Boards Association	1,853,231	22.5%	416,977	517	417,494	School Districts
Municipal Legislative Commission	161,920	86.2%	139,575	---	139,575	Cities
North Metro Mayors Association	189,937	66.4%	126,118	---	126,118	Cities
Range Association of Municipalities and Schools	41,850	72.0%	30,132	---	30,132	Cities, Towns, and School Districts
Schools for Equity in Education	265,922	78.2%	207,951	6,943	214,894	School Districts
Suburban Transit Association	80,737	99.8%	80,576	---	80,576	Special Districts
<b>Total for Associations</b>	<b>\$12,493,014</b>	<b>27.8%</b>	<b>\$3,479,243 *</b>	<b>\$669,734</b>	<b>\$4,148,977</b>	

\*Due to rounding, this total is slightly different from the total on Table 5.

This page left blank intentionally

# **Appendix A**

## **2018 Local Government Lobbying Expenditures Reporting Form**

This page left blank intentionally





## **Instructions**

### **Lobbying Expenditure Reporting Form for Local Governments**

#### **Type of Entity**

Select type of entity from drop down list.

#### **Name of Entity**

Select name of entity from drop down list.

#### **Primary Contact**

- 1) Include the name, phone number, fax (if applicable), and email address of the senior elected or appointed official for the entity.
- 2) Provide the address for the entity.

#### **Person Completing the Form**

Provide the name of the person completing the form and work contact information including phone number, fax, and email as the information provided is public and available upon request.

#### **Contract Lobbyists**

If you paid for services of a lobbyist as defined in Minnesota Statutes § 10A.01, subdivision 21, identify the firm or individual retained for these services by your local government, and indicate the total amount paid to that firm or individual for the purpose of attempting to influence legislative or administrative action, including the amount paid for expenses.

**“Not Used”** - Contract lobbyist names are pre-populated from last years reporting. If you did not use the lobbyist/firm for this reporting period, please check the box(es).

*NOTE: Expenditures for contract lobbyists do NOT include dues paid to local government associations. These associations report membership and lobbying expenditures directly to the Office of the State Auditor. Examples of these associations include the League of Minnesota Cities and the Minnesota School Boards Association.*

## **Employees**

- 1) Names - Identify all employees of the local government who are registered lobbyists as defined in Minnesota Statutes § 10A.01, subdivision 21. Also include any employees that spend at least 25 percent of their time during the legislative session on legislative matters but who are not registered as lobbyists.
- 2) Salary and benefits (A & B) - For each employee listed, provide the annual salary, cost of benefits (health, dental, employer-paid life insurance and retirement benefits - including employer-paid FICA) and expense reimbursements.
- 3) Time spent (C) - Estimate the percent of the employee's time that was spent lobbying the state legislature and/or state administrative agencies for the calendar year. When estimating the percent of time spent on lobbying, include time related to lobbying. For example, include time spent preparing for the legislative session, addressing legislative-related issues with local officials, legislators, state agency staff, other local government representatives, citizens, and other interested organizations. Include time spent monitoring legislative hearings. Include the time spent working with state agencies on the development and implementation of administrative rules for programs and policies that affect local governments.
- 4) Expenses (D) - Estimate employee expense reimbursements that are related to lobbying. Expenses related to lobbying include reimbursements to the employee for items such as travel, food, and the cost of materials.
- 5) Total Costs of Employee Lobbying Efforts (E) - Add the salary and benefits for the employee (A+B), multiply that amount by the percentage of time spent on lobbying (C), then add the expenses related to lobbying (D). The total amount, in dollars is reported in (E).

## **All Other Expenditures Related to Lobbying**

List expenditures associated with the calendar year lobbying effort exclusive of the salary and benefits of employees who lobby. Examples of items to include are: the actual costs of publication and distribution of lobbying materials; other printing; media (including the cost of production); postage; travel; fees, including allowances; entertainment; telephone; and other expenses. (Minnesota Statutes § 10A.04, subdivision 4.) All expenditures for advertising, mailing, research, analysis, compilation and dissemination of information, and public relations campaigns related to legislative action, administrative action, or the official action of metropolitan governmental units in this State should be included. Costs of production of material that directly support lobbying, and general administrative and overhead expenditures should also be included. (Minnesota Rule 4511.0600, subp. 5).

The prorated amount of salary and benefits of those employees who assist in research, administration, communication, and support for lobbying should also be included.

This page left blank intentionally

## **Appendix B**

### **2018 Lobbying Cost Reporting Form for Associations of Local Governments**

This page left blank intentionally

**Office of the State Auditor**

*Please round to the nearest dollar amount where applicable*

**2018 Lobbying Cost Reporting Form for Associations of Local Governments**

**Name of Association:** \_\_\_\_\_

**Organizational Structure:** \_\_\_\_\_

**Primary Contact:** \_\_\_\_\_

**Title:** \_\_\_\_\_ *First Name Middle Name Last Name* **Phone No.:** \_\_\_\_\_

**Email:** \_\_\_\_\_

**Person Completing Form:** \_\_\_\_\_

**Phone No.:** \_\_\_\_\_ *First Name Middle Name Last Name* **Fax:** \_\_\_\_\_

**Email:** \_\_\_\_\_

**Association Address:** \_\_\_\_\_

**Association City:** \_\_\_\_\_ **Zip Code:** \_\_\_\_\_ **State:** \_\_\_\_\_

**Total percentage of dues spent on lobbying:** \_\_\_\_\_

**Total dues paid by all association members:** \$ \_\_\_\_\_ - **From Next Page**

**Total amount association dues spent on lobbying:** \$ \_\_\_\_\_ - **From Next Page**

**Revenues other than dues used for lobbying:** \$ \_\_\_\_\_ -

**Total amount association spent on lobbying:** \$ \_\_\_\_\_ -

**THIS INFORMATION IS PUBLIC; IT WILL BE AVAILABLE TO ANYONE ON REQUEST.**

**Contract Lobbyists**

*If you paid for services of a lobbyist as defined in Minnesota Statutes § 10A.01, subdivision 21, identify the firm or individual retained for these services by your local government, and indicate the total amount paid to that firm or individual for the purpose of attempting to influence legislative or administrative action.*

<b>Contract Lobbyist or Firm Name</b>	<b>Amount Billed for Lobbying During the 2018 Calendar Year</b>
_____	_____
_____	_____
_____	_____
_____	_____
_____	_____
_____	_____
_____	_____
_____	_____
_____	_____
_____	_____

**EMPLOYEES**

*Please list the total amount of employee compensation that was paid for the purpose of attempting to influence legislative or administrative action.*

**Total amount of employee compensation used for lobbying purposes.\*** \_\_\_\_\_

**Please list all other costs associated with lobbying services not included in other categories.\*** \_\_\_\_\_

\* See instruction sheet for clarification





# Instructions

## Lobbying Expenditure Reporting Form for Local Governments Associations

### **General Information**

- 1) The name of your association should be pre-populated.
- 2) Choose from the dropdown menu the choice that best describes your Association's organizational structure.
- 3) Provide the full name of the chief executive officer of the Association and public/work contact information.
- 4) Provide the name of the person completing the form and their public/work contact information at the Association.
- 5) Provide the address of the Association.

NOTE: Information provided is public and available upon request.

### **Lobbying Expenditures**

*When entering numbers, where applicable, please round the amounts to the nearest dollar.*

- 1) Enter the percentage of members' dues spent on lobbying. The percentage entered will carry forward to page 2 of the form.
- 2) "**Total dues paid by all Association members**" will automatically be calculated. The total will be the sum of the individual membership dues listed on page 2 of the reporting form.
- 3) "**Total amount of Association dues spent on lobbying**" will automatically be calculated. The total will be the percentage of dues used for lobbying purposes times the total of dues paid.
- 4.) Enter "**Revenues other than dues used for lobbying**" which is the amount of revenue provided by sources other than dues that is used for lobbying purposes.
- 5.) Enter the "**Total amount the Association spent on lobbying**" which should equal the sum of the total for Contract Lobbyists, Employees, and All Other expenditures.

### **Contract Lobbyists**

If you paid for a lobbyist as defined in Minnesota Statutes § 10A.01, subdivision 21, identify the firm or individual retained for these services by your local government, and indicate the total amount paid to that firm or individual for the purpose of attempting to influence legislative or administrative action.

The form is pre-populated with the previous year's entries. If you have retained a new lobbyist, you can overwrite the pre-populated box by using the dropdown menu and selecting a different lobbyist, or add a new lobbyist if it does not exist in the dropdown menu. If you have fewer lobbyists this year, simply use the delete key to clear the cells with the names of the lobbyists no longer with the association.

1) **“Amount Billed for Lobbying for the Calendar Year”** should include:

a) The actual “cost of publication and distribution of each publication used in lobbying; other printing; media (including the cost of production); postage; travel; fees, including allowances; entertainment; telephone and telegraph; and other expenses.” (Minnesota Statutes § 10A.04, subdivision 4.)

b) “[A]ll expenditures for advertising, mailing, research, analysis, compilation and dissemination of information, and public relations campaigns related to legislative action, administrative action, or the official action of metropolitan governmental units in this state.” Also, “all salaries and administrative expenses attributable to activities of the principal relating to efforts to influence legislative action, administrative action, or the official action of metropolitan governmental units.” (Minnesota Statutes § 10A.04, subdivision 6)

c) Costs of production of material that directly support lobbying, and general administrative and overhead are included as costs. (Minnesota Rule 4511.0600, subp. 5).

### **Employee Lobbyists**

1) **Total amount of employee compensation used for lobbying:** To calculate the total amount of employee compensation allocated for lobbying purposes, please use the following method:

For each employee involved in lobbying, estimate the percentage of their time allocated to this activity and multiply it times the total annual compensation of the employee (health, dental, employer-paid life insurance and retirement benefits – including employer-paid FICA).

For example if the total compensation of the employee is \$100,000, and 25 percent of their time is spent on lobbying, \$25,000 would be the amount spent on lobbying for that employee. Perform this calculation for all employees involved in the lobbying effort, and then add the amounts together for the total.

2) **All Other Costs Associated with Lobbying:** Include all costs associated with lobbying not accounted for in the other categories, including costs associated with other employees of the association such as the prorated amount of salary and benefits of those employees who assist in research, administration, communication, and support for lobbying. Do not include the salary and benefits of those previously listed as employee or contract lobbyists.

### **Association Member Page**

The form is pre-populated with known members of the association. Additional members can be added at the bottom of the list.

Include the amount, in dollars, of total dues paid by the individual member. If an entity is no longer a member, leave the “dues paid” box blank and that entity will not appear next year.

The proportion of dues used for lobbying purposes is pre-populated based on the amount listed on the first page of the form.

The information for this report is collected in accordance with Minnesota Statutes § 6.76. The form is due by January 31.