

ANNUAL USE ESTIMATE OF THE REGIONAL PARKS SYSTEM FOR 2016

BASED ON A FOUR-YEAR AVERAGE OF VISIT DATA FROM 2013 THROUGH 2016



Metropolitan Council Members

Adam Duininck	Chair	Edward Reynoso	District 9
Katie Rodriguez	District 1	Marie McCarthy	District 10
Lona Schreiber	District 2	Sandy Rummel	District 11
Jennifer Munt	District 3	Harry Melander	District 12
Deb Barber	District 4	Richard Kramer	District 13
Steve Elkins	District 5	Jon Commers	District 14
Gail Dorfman	District 6	Steven T. Chávez	District 15
Gary L. Cunningham	District 7	Wendy Wulff	District 16
Cara Letofsky	District 8		



The Metropolitan Council is the regional planning organization for the seven-county Twin Cities area. The Council operates the regional bus and rail system, collects and treats wastewater, coordinates regional water resources, plans and helps fund regional parks, and administers federal funds that provide housing opportunities for low- and moderate-income individuals and families. The 17-member Council board is appointed by and serves at the pleasure of the governor.

On request, this publication will be made available in alternative formats to people with disabilities. Call Metropolitan Council information at 651-602-1140 or TTY 651-291-0904.

Table of Contents

Introduction	1
2016 Highlights	1
How the Annual Use Estimate is Calculated.....	3
Table 1: The Top-five most frequently visited parks in the Regional Parks System	2
Table 2: List of Regional Parks System units and map location codes.....	6
Table 3: 2016 Visitation Estimate	7
Table 4: Special event counts for 2016.....	13
Table 5: Comparison of 2015 and 2016 visitation.....	32
Table 6: Comparison of 2015 and 2016 park vs. trail visitation	32
Table 7: Most-visited regional parks and trails - 2016	33
Table 8: Urban parks visitation - 2016	33
Table 9: Como visitation – park and zoo/conservatory special recreation feature.....	33
Table 10: Visitation estimates by agency for operations and maintenance formula purposes	34
Table 11: Comparison of estimated visits at the agency level from 2006 to 2016.....	35
Table 12: Top activities in the Regional Park System	36
Table 13: Visitor origin by agency	37
Table 14: Local and non-local visits by agency	38
Figure 1: 2016 Distribution of Regional Park System visits	3
Figure 2: Map of Regional Parks System units counted in 2016	5
Figure 3: 2016 Percentage of total visitation by agency	34
Figure 4: Total annual visits to Regional Parks System: 2006-2016	35
Acknowledgements.....	39

Introduction

The seven-county Twin Cities metropolitan area is home to a system of regional parks and trails that are nationally renowned for their beauty, size and variety of features. With 54 regional parks and preserves, comprising nearly 55,000 acres, approximately 350 miles of interconnected trails, and eight special recreation features, the system provides a wealth of opportunities for recreation, exercise, and just plain fun. It also preserves significant green space and wildlife habitat.

The Metropolitan Council produces estimates of visits to the Regional Parks System annually. This report highlights the estimated number of visits to the Regional Parks System for 2016. Visit data is collected within each unit (104 park and trails overall) and extrapolated to produce an annual estimate.

The Regional Parks System draws more than 47 million visits every year—more than the Mall of America—and makes communities in the region more vital and attractive.

The Regional Parks System is operated by 10 partner agencies, including cities, counties, and special park districts, which work with the Council to protect natural resources and provide outdoor recreation for public enjoyment. The Council provides long-range system planning, investment, and coordination.

The Regional Parks System is comprised of four types of parks and trails: 1) Regional Parks (RP), 2) Park Reserves (PR), 3) Regional Trails (RT), and 4) Special Recreation Features (SRF).

2016 Highlights

- An estimated 47.8 million visits were made to the Regional Parks System in 2016.
- Annual visits increased 1.1% from 2015 to 2016.

47.8 Million

**Visits to the Regional
Parks System in 2016**



*Lake Elmo Park Reserve,
Washington County*

- Since 2006, annual visits have increased by over 11 million. During that same timeframe, many new regional parks and trails were added to the Regional Parks System.
- Three new regional trails were added to the system in 2016: Crystal Lake Regional Trail, Nokomis-Minnesota Regional Trail and Saint Paul's portion of the Trout Brook Regional Trail.



*Chain of Lakes Regional Park,
Minneapolis Park & Recreation Board*



*Baker Park Reserve,
Three Rivers Park District*

- Overall, 27% of all visits in 2016 were to regional trails and 73% were visits to regional parks, park reserves and special recreation features.
- Although Anoka County Riverfront, Minneapolis Chain of Lakes, and Mississippi Gorge are regional parks, the majority of visits to these parks are for trail use. If the trail visits to these regional parks were included in the trail totals, 41% of all 2016 visits were to regional trails.
- Approximately 55% of all estimated visits occurred in regional parks and trails in the cities of Minneapolis and Saint Paul.

- The share of visits to Minneapolis and Saint Paul parks and trails in the regional system has decreased over time. The decrease is likely due to the addition of park and trail facilities and population growth occurring outside the two cities.
- Regional park visits increased most significantly in the City of Bloomington (14.1%), followed by Dakota County regional parks and trails (13.9%).
- Scott County and Ramsey County saw the most significant decline in visits to their regional parks and trails from the preceding year (-11.7% and -7.7%, respectively).
- In 2016, nearly 12% of the total Regional Parks System visits were to Minneapolis Chain of Lakes Regional Park.



*Spring Lake Park Reserve,
Dakota County*

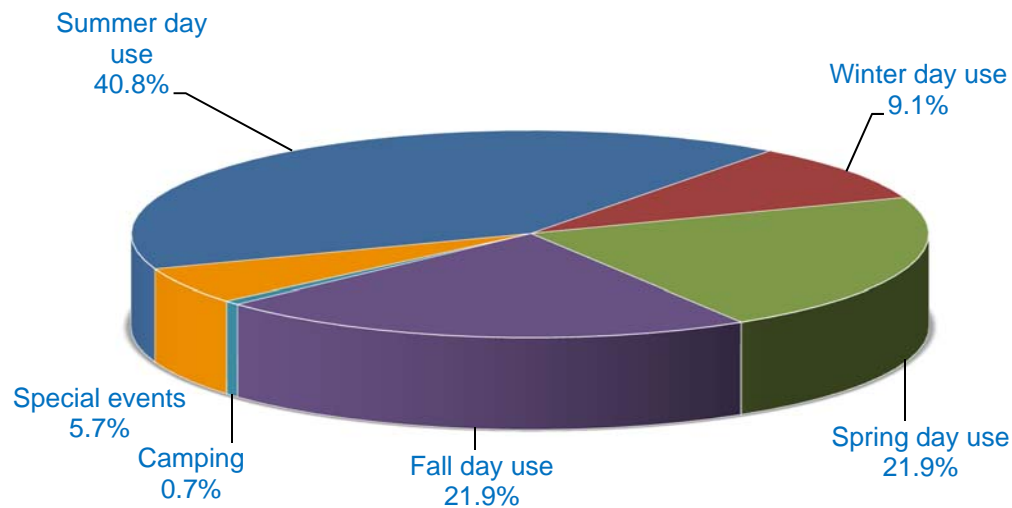
Table 1. The Top-five most frequently visited parks in the Regional Parks System

	2016 Visits
1. Minneapolis Chain of Lakes Regional Park	5.7
2. Como Regional Park, Zoo and Conservatory Special Recreation Feature	4.3
3. Mississippi Gorge Regional Park	3.7
4. Central Mississippi Riverfront Regional Park	2.1
5. Minnehaha Regional Park	1.7

All visits are listed in 1,000s.

- The Regional Parks System is visited year-round and provides camping at special events throughout the year. The most popular time to visit regional parks is during the summer months (41%).

Figure 1. 2016 Distribution of Regional Parks System visits



- Based on calculations from the [Metropolitan Council Regional Parks and Trails Survey 2008](#), 55% of all visits to regional parks and trails are “local” visits. A local visit is a visit to a park or trail by a person who lives within the jurisdiction of the park agency that owns or operates that park or trail. Conversely, 45% of all visits to regional parks and trails are “non-local” visits, which demonstrate that the system serves a regional purpose.



Phalen-Keller Regional Park
Saint Paul & Ramsey County

The Regional Parks System annual use estimate has been calculated since 1995

How the Annual Use Estimate is Calculated

One person entering a park or trail represents one visit. If a person visits a park or trail once each week for a year, that is 52 visits.

Counting Park and Trail Visits

The annual use estimate is based on the average of four years (2013 – 2016) of summer counts of bikers and cyclists, pedestrians, horse-riders, boats, vehicles, and charter buses that enter the park through recognized park entrances. People in vehicles and buses are not counted individually. To determine the number of people entering in vehicles or buses, a person-per-vehicle average is multiplied by the number of vehicles or buses in each sample count. The person-per-vehicle averages come from the [Metropolitan Council Regional Parks and Trails Survey 2008](#).

Counts are taken in two-hour samples between Memorial Day and Labor Day. Two-hour samples begin at 8 a.m., 10 a.m., 12 p.m., 2 p.m., 4 p.m. and 6 p.m. The entrances and times are randomly chosen with the samples split evenly between weekdays and weekends. To accurately estimate summer use, at least 25 samples on weekends and 25 samples on weekdays in each park and trail are necessary, but it is cost-prohibitive to do 50 samples per park and trail every year.

Averaging Counts to Reduce Anomalies

The samples for the current year and the three previous years are combined to determine the annual use for each park and trail. For each year, at least 16 samples are drawn for each park and trail. The four-year approach results in a minimum of 32 samples on weekends and 32 samples on weekdays, which meets the statistical requirements for estimated visits.



*Baylor Regional Park,
Carver County*



*Bunker Hills Regional Park,
Anoka County*

The four-year approach reduces the effect of extreme weather or other anomalies on each park's estimated visitation. It reduces the effects of a temporary closure of a popular facility and road construction to the facility. The four-year average also somewhat underestimates increased visitation associated with a major new facility such as a swim pond or play structure. By the fourth year of the facility's existence, its visitation is fully represented in the data. The annual estimate makes no attempt to correct for overestimates for temporary closures or underestimates for facility additions. All agencies in the regional system are adding desirable facilities and experiencing temporary closures of facilities that are being redeveloped. Therefore, it is believed that the four-year average has negligible effects when comparing visitation across agencies.

Season Calculations and Additional Data

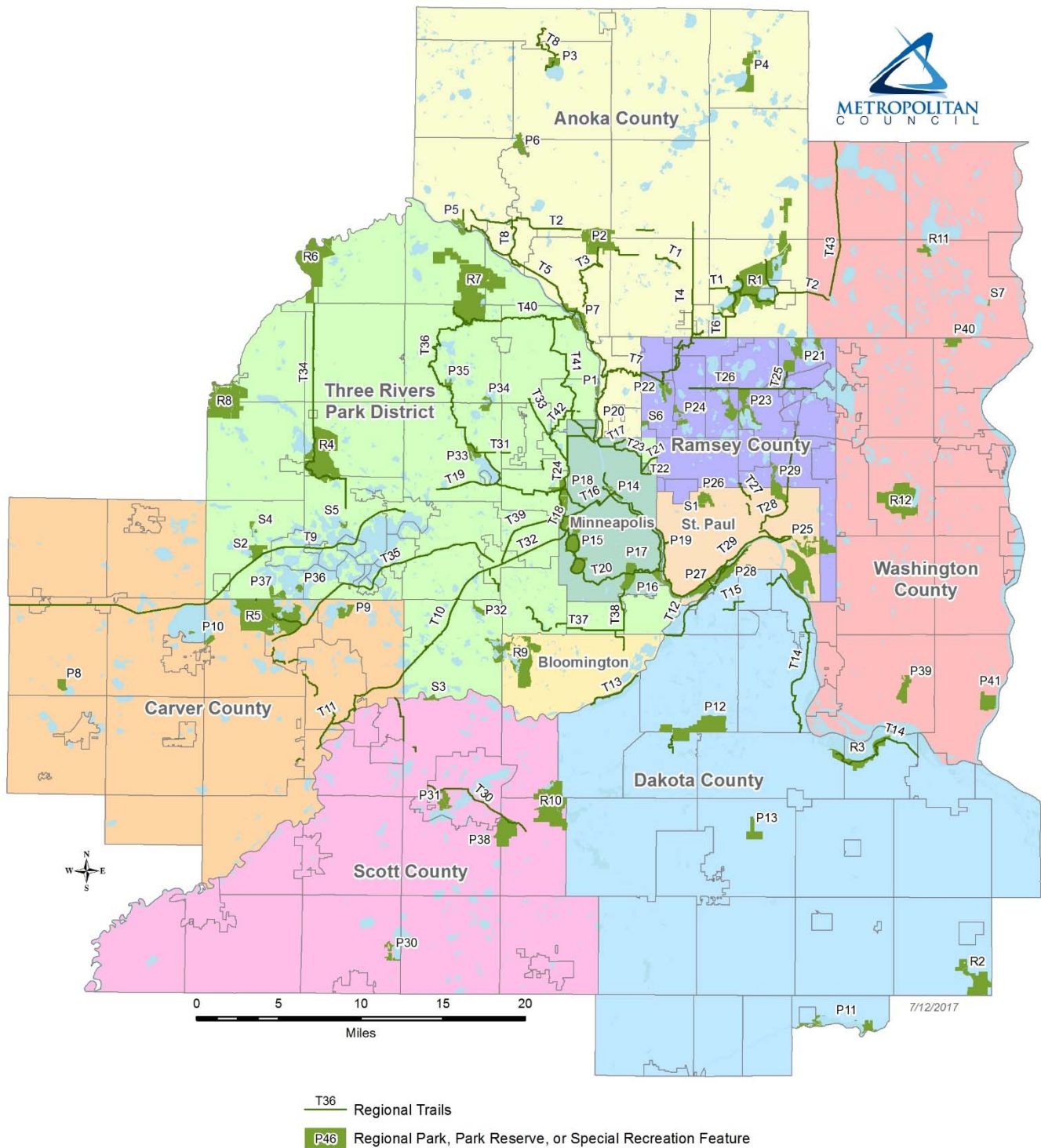
Summer visitation is calculated by taking the total number of people entering the park during each sample and multiplying it by the number of entrances and time slots that sample represents. Winter, spring and fall seasonal visitation estimates are then calculated from the summer visitation using seasonal multiplier data derived from the [*Metropolitan Council Regional Parks and Trails Survey 2008*](#).

Camping visits are also added to the annual estimate. A camping visit is defined as a camper in the park for any part of a day, so a family of four who camped one night would be counted as 8 total visits. Special events are also added to the annual use estimate when the attendance was greater than 300 people and the event did not take place during the sample counts. If sample counts occurred during a special event, counts were not included in the estimate. Camping and special event data are not averaged across four years since the implementing agencies have records reflecting those types of visits on an annual basis.



*Mississippi River Regional Trail,
Dakota County*

Figure 2: Map of Regional Parks System units counted in 2016



See Table 2 on page 6 for list of regional parks and trails

Table 2: List of Regional Parks System units and map location codes

Regional Parks		Park Agency	Regional Trails		Park Agency
P1	Anoka County Riverfront RP	Anoka County	T1	Bunker Hills-Chain of Lakes RT	Anoka County
P2	Bunker Hills RP	Anoka County	T2	Central Anoka RT	Anoka County
P3	Lake George RP	Anoka County	T3	Coon Creek RT	Anoka County
P4	Martin-Island-Linwood Lakes RP	Anoka County	T4	East Anoka County RT	Anoka County
P5	Mississippi West RP	Anoka County	T5	Mississippi River RT (Anoka Co)	Anoka County
P6	Rum River RP	Anoka County	T6	Rice Creek North RT	Anoka County/Ramsey County
P7	Coon Rapids Dam RP	Anoka County/Three Rivers	T7	Rice Creek West RT	Anoka County/Ramsey County
P8	Baylor RP	Carver County	T8	Rum River RT	Anoka County
P9	Lake Minnewashta RP	Carver County	T9	Dakota Rail RT	Carver County/Three Rivers
P10	Lake Waconia RP	Carver County	T10	Minnesota River Bluffs LRT RT	Carver County/Three Rivers
P11	Lake Byllesby RP	Dakota County	T11	Southwest RT	Carver County
P12	Lebanon Hills RP	Dakota County	T12	Big Rivers RT	Dakota County
P13	Whitetail Woods RP	Dakota County	T13	Minnesota River Greenway RT	Dakota County
P14	Central Mississippi Riverfront RP	Minneapolis Park & Rec Board	T14	Mississippi River RT (Dakota Co)	Dakota County
P15	Minneapolis Chain-of-Lakes RP	Minneapolis Park & Rec Board	T15	River to River Greenway RT	Dakota County
P16	Minnehaha RP	Minneapolis Park & Rec Board	T16	Cedar Lake RT	Minneapolis Park & Rec Board
P17	Nokomis-Hiawatha RP	Minneapolis Park & Rec Board	T17	Columbia Parkway RT	Minneapolis Park & Rec Board
P18	Theodore Wirth RP	Minneapolis Park & Rec Board	T18	Kenilworth RT	Minneapolis Park & Rec Board
P19	Mississippi Gorge RP	Minneapolis/Saint Paul	T19	Luce Line RT	Minneapolis/Three Rivers
P20	North Mississippi RP	Minneapolis/Three Rivers	T20	Minnehaha Parkway RT	Minneapolis Park & Rec Board
P21	Bald Eagle-Otter Lake RP	Ramsey County	T21	Northeast Diagonal RT	Minneapolis/Three Rivers
P22	Long Lake RP	Ramsey County	T22	Ridgway Parkway RT	Minneapolis Park & Rec Board
P23	Snail Lake (Grass-Vadnais-Snail) RP	Ramsey County	T23	St. Anthony Parkway RT	Minneapolis Park & Rec Board
P24	Tony Schmidt RP	Ramsey County	T24	Victory Memorial Parkway	Minneapolis Park & Rec Board
P25	Battle Creek & Indian Mounds RP	Ramsey County/Saint Paul	T25	Birch Lake RT	Ramsey County
P26	Como RP	Saint Paul	T26	Highway 96 RT	Ramsey County
P27	Hidden Falls-Crosby Farm RP	Saint Paul	T27	Trout Brook RT	Ramsey County/Saint Paul
P28	Lilydale-Harriet Island & Cherokee Heights	Saint Paul	T28	Bruce Vento RT	Ramsey County/Saint Paul
P29	Phalen-Keller RP	Saint Paul/Ramsey County	T29	Samuel Morgan RT	Saint Paul
P30	Cedar Lake Farm RP	Scott County	T30	Scott County RT	Scott County
P31	Spring Lake RP	Scott County	T31	Bassett Creek RT	Three Rivers Park District
P32	Bryant Lake RP	Three Rivers Park District	T32	Cedar Lake LRT RT	Three Rivers Park District
P33	Clifton E. French RP	Three Rivers Park District	T33	Crystal Lake RT	Three Rivers Park District
P34	Eagle Lake RP	Three Rivers Park District	T34	Lake Independence RT	Three Rivers Park District
P35	Fish Lake RP	Three Rivers Park District	T35	Lake Minnetonka LRT RT	Three Rivers Park District
P36	Lake Minnetonka Islands RP	Three Rivers Park District	T36	Medicine Lake RT	Three Rivers Park District
P37	Lake Minnetonka RP	Three Rivers Park District	T37	Nine Mile Creek RT	Three Rivers Park District
P38	Cleary Lake RP	Three Rivers (Scott County)	T38	Nokomis-Minnesota River RT	Three Rivers Park District
P39	Cottage Grove Ravine RP	Washington County	T39	North Cedar Lake RT	Three Rivers Park District
P40	Pine Point RP	Washington County	T40	Rush Creek RT	Three Rivers Park District
P41	St. Croix Bluffs RP	Washington County	T41	Shingle Creek RT	Three Rivers Park District
Park Reserves			T42	Twin Lakes RT	Three Rivers Park District
R1	Rice Creek Chain-of-Lakes PR	Anoka County	T43	Hardwood Creek RT	Washington County
R2	Miesville Ravine PR	Dakota County	Special Recreation Features		
R3	Spring Lake PR	Dakota County	S1	Como Conservatory	Saint Paul
R4	Baker PR	Three Rivers Park District	S1	Como Zoo	Saint Paul
R5	Carver PR	Three Rivers Park District	S2	Gale Woods	Three Rivers Park District
R6	Crow-Hassan PR	Three Rivers Park District	S3	The Landing	Three Rivers Park District
R7	Elm Creek PR	Three Rivers Park District	S4	Kingswood SRF	Three Rivers Park District
R8	Lake Rebecca PR	Three Rivers Park District	S5	Noerenberg Gardens	Three Rivers Park District
R9	Hyland-Bush-Anderson Lakes	Three Rivers/Bloomington	S6	Silverwood SRF	Three Rivers Park District
R10	Murphy-Hanrehan PR	Three Rivers (Scott County)	S7	Square Lake SRF	Washington County
R11	Big Marine PR	Washington County			
R12	Lake Elmo PR	Washington County			
104 TOTAL UNITS					

Table 3: 2016 Visitation Estimate

	Summer	Winter		Spring/Fall		Other ¹			Operations & Maintenance (O & M) ² Grant Adjustments
Agency/Park	visits (1,000's)	use multiplier	visits (1,000's)	use multiplier	visits (1,000's)	Camping (1,000's)	Special Events (1,000's)	Total Visits (1,000's)	
ANOKA COUNTY:									
Anoka Co. Riverfront Regional Park (RP) ³	77.3	0.178	13.8	1.054	81.4	0.0	0.0	172.4	
Bunker Hills RP	171.7	0.178	30.6	0.957	164.3	21.8	192.3	580.6	
Bunker Hills-Chain of Lakes Regional Trail (RT)	47.7	0.306	14.6	1.317	62.8	0.0	0.0	125.0	
Central Anoka RT	36.1	0.306	11.1	1.317	47.6	0.0	0.0	94.7	
Coon Creek RT	78.2	0.306	23.9	1.317	103.0	0.0	0.0	205.2	
Coon Rapids Dam RP	182.3	0.178	32.4	0.957	174.5	0.0	13.3	402.5	
East Anoka County RT	47.1	0.306	14.4	1.317	62.0	0.0	0.0	123.5	
Lake George RP	101.6	0.178	18.1	0.957	97.3	0.0	3.7	220.7	
Martin-Island-Linwood Lakes RP	60.6	0.178	10.8	0.957	58.0	0.0	2.7	132.1	
Mississippi River RT	67.1	0.306	20.5	1.317	88.4	0.0	0.0	176.0	
Mississippi West RP	12.5	0.178	2.2	0.957	12.0	0.0	0.0	26.7	
Rice Creek Chain of Lakes Park Reserve (PR)	202.0	0.178	36.0	0.957	193.3	17.8	47.0	496.0	
Rice Creek North RT	61.3	0.306	18.7	1.317	80.7	0.0	0.3	161.0	
Rice Creek West RT	115.5	0.306	35.4	1.317	152.2	0.0	0.0	303.1	
Rum River RT	25.9	0.306	7.9	1.317	34.1	0.0	0.0	67.9	
Rum River Central RP	33.6	0.178	6.0	0.957	32.1	0.0	0.9	72.6	
RP/PR/SRF subtotals	841.5		149.8		812.8	39.6	259.9	2,103.6	
RT subtotals	478.9		146.5		630.7	0.0	0.3	1,256.4	
Subtotal:	1,320.4		296.3		1,443.5	39.6	260.2	3,360.0	3,360.038
		Winter		Spring/Fall		Other ¹			
Agency/Park	visits (1,000's)	use multiplier	visits (1,000's)	use multiplier	visits (1,000's)	Camping (1,000's)	Special Events (1,000's)	Total Visits (1,000's)	O & M ² Grant Adjustments
BLOOMINGTON:									
Bush and Normandale Lakes RP	321.4	0.178	57.2	0.957	307.6	0.0	69.0	755.2	
Subtotal:	321.4		57.2		307.6	0.0	69.0	755.2	755.164
	Summer	Winter		Spring/Fall		Other ¹			
Agency/Park	visits (1,000's)	use multiplier	visits (1,000's)	use multiplier	visits (1,000's)	Camping (1,000's)	Special Events (1,000's)	Total Visits (1,000's)	O & M ² Grant Adjustments
CARVER COUNTY:									
Baylor RP	17.1	0.178	3.0	0.957	16.4	17.1	9.2	62.9	
Dakota Rail RT	62.6	0.306	19.2	1.317	82.4	0.0	1.7	165.9	
Lake Waconia RP	41.2	0.178	7.3	0.957	39.5	0.0	18.0	106.1	
Lake Minnewashta RP	64.1	0.178	11.4	0.957	61.3	0.0	6.2	143.0	
Minnesota River Bluffs RT	12.9	0.306	3.9	1.317	17.0	0.0	1.5	35.3	
Southwest RT ⁴	26.5	0.306	8.1	1.317	35.0	0.0	0.0	69.6	
RP/PR/SRF subtotals	122.5		21.8		117.2	17.1	33.4	311.9	
RT subtotals	102.0		31.2		134.4	0.0	3.2	270.8	
Subtotal:	224.5		53.0		251.6	17.1	36.6	582.8	582.792
Notes:									
All visits are listed in units of 1,000 (for example, "50.5" is equivalent to 50,500 visits). Subtotals are rounded.									
RP = Regional Park; PR = Park Reserve; RT = Regional Trail; SRF = Special Recreation Feature									
¹ Camping is in "visitor-days," where each visit is one person in the park for one day. A family of four staying one night would have 8 visitor-days. Special events include events over 300 and any unusual park-specific situations. Special events and situations are detailed in Table 4.									
² Enterprise facility use requires a reduction from use estimate.									
³ In this park the majority of users are trail users. The multipliers were adjusted to reflect the mix of trail and park use.									
⁴ 2nd year sampled									

Table 3: 2016 Visitation Estimate

	Summer	Winter		Spring/Fall		Other ¹			
Agency/Park	visits (1,000's)	use multiplier	visits (1,000's)	use multiplier	visits (1,000's)	Camping (1,000's)	Special Events (1,000's)	Total Visits (1,000's)	O & M ² Grant Adjustments
DAKOTA COUNTY:									
Big Rivers RT	51.7	0.306	15.8	1.317	68.0	0.0	0.0	135.5	
Lake Byllesby RP	46.7	0.178	8.3	0.957	44.7	15.0	0.0	114.8	
Lebanon Hills RP	270.1	0.178	48.1	0.957	258.5	31.0	27.5	635.2	
Miesville Ravine PR	12.6	0.178	2.3	0.957	12.1	0.0	0.0	27.0	
Mississippi River RT	56.4	0.306	17.3	1.317	74.3	0.0	0.5	148.4	
River to River Greenway RT	33.4	0.306	10.2	1.317	44.0	0.0	0.0	87.6	
Spring Lake PR	34.5	0.178	6.1	0.957	33.0	0.0	16.6	90.3	
Whitetail Woods RP ³	22.7	0.178	4.0	0.957	21.8	5.8	0.6	54.9	
RP/PR/SRF subtotals	386.8		68.8		370.1	51.8	44.7	922.2	
RT subtotals	141.4		43.3		186.3	0.0	0.5	371.5	
Subtotal:	528.2		112.1		556.4	51.8	45.2	1,293.7	1,293.744
	Summer	Winter		Spring/Fall		Other ¹			
Agency/Park	visits (1,000's)	use multiplier	visits (1,000's)	use multiplier	visits (1,000's)	Camping (1,000's)	Special Events (1,000's)	Total Visits (1,000's)	O & M ² Grant Adjustments
MPLS. PARK & RECREATION BOARD:									
Cedar Lake RT	173.7	0.306	53.1	1.317	228.7	0.0	0.3	455.8	
Central Mississippi Riverfront RP	837.1	0.178	149.0	0.957	801.1	0.0	395.2	2,182.4	
Columbia Parkway RT	33.8	0.306	10.4	1.317	44.6	0.0	0.0	88.8	
Kenilworth RT	252.7	0.306	77.3	1.317	332.8	0.0	0.3	663.2	
Luce Line RT	48.4	0.306	14.8	1.317	63.8	0.0	0.0	127.1	
Minneapolis Chain-of-Lakes RP ⁴	2,412.5	0.245	591.1	1.054	2,542.8	0.0	135.1	5,681.5	
Minnehaha RP	800.5	0.178	142.5	0.957	766.1	0.0	15.5	1,724.6	
Minnehaha Parkway RT	589.5	0.306	180.4	1.317	776.4	0.0	2.5	1,548.9	
Mississippi Gorge RP	404.8	0.306	123.9	1.317	533.2	0.0	7.0	1,068.9	
Northeast Diagonal RT	59.6	0.306	18.2	1.317	78.5	0.0	0.0	156.3	
Nokomis-Hiawatha RP	633.2	0.178	112.7	0.957	606.0	0.0	36.2	1,388.2	
North Mississippi RP	167.4	0.178	29.8	0.957	160.2	0.0	3.3	360.6	
Ridgway Parkway RT	9.4	0.306	2.9	1.317	12.4	0.0	0.0	24.8	
St. Anthony Parkway RT	81.1	0.306	24.8	1.317	106.8	0.0	0.0	212.7	
Shingle Creek RT	59.5	0.306	18.2	1.317	78.4	0.0	0.0	156.1	
Theodore Wirth RP	261.1	0.178	46.5	0.957	249.9	0.0	85.0	642.5	
Victory (Wirth) Memorial Parkway RT	247.3	0.306	75.7	1.317	325.7	0.0	2.8	651.4	
RP/PR/SRF subtotals	5,516.7		1,195.4		5,659.2	0.0	677.3	13,048.7	
RT subtotals	1,555.1		475.9		2,048.1	0.0	5.9	4,084.9	
Subtotal:	7,071.8		1,671.3		7,707.3	0.0	683.2	17,133.6	17,133.588
Notes:									
All visits are listed in units of 1,000 (for example, "50.5" is equivalent to 50,500 visits). Subtotals are rounded.									
RP = Regional Park; PR = Park Reserve; RT = Regional Trail; SRF = Special Recreation Feature									
¹ Camping is in "visitor-days," where each visit is one person in the park for one day. A family of four staying one night would have 8 visitor-days. Special events include events over 300 and any unusual park-specific situations. Special events and situations are detailed in Table 4.									
² Enterprise facility use requires a reduction from use estimate.									
³ 2nd year sampled									
⁴ In this park the majority of users are trail users. The multipliers were adjusted to reflect the mix of trail and park use.									

Table 3: 2016 Visitation Estimate

	Summer	Winter		Spring/Fall		Other ¹			
Agency/Park	visits (1,000's)	use multiplier	visits (1,000's)	use multiplier	visits (1,000's)	Camping (1,000's)	Special Events (1,000's)	Total Visits (1,000's)	O & M ² Grant Adjustments
RAMSEY COUNTY:									
Bald Eagle-Otter Lake RP	112.2	0.178	20.0	0.957	107.3	0.0	137.0	376.4	
Battle Creek RP	224.8	0.178	40.0	0.957	215.2	0.0	10.3	490.3	
Birch Lake RT	23.2	0.306	7.1	1.317	30.6	0.0	4.0	64.9	
Bruce Vento RT	130.0	0.306	39.8	1.317	171.3	0.0	4.4	345.5	
Grass-Vadnais-Snail Lake RP	268.3	0.178	47.8	0.957	256.7	0.0	1.4	574.1	
Highway 96 RT	116.6	0.306	35.7	1.317	153.6	0.0	0.7	306.6	
Keller RP	255.7	0.178	45.5	0.957	244.7	0.0	1.1	547.0	
Long Lake RP	138.4	0.178	24.6	0.957	132.5	0.0	38.5	334.1	
Rice Creek North RT	42.9	0.306	13.1	1.317	56.5	0.0	0.0	112.4	
Rice Creek West RT	38.4	0.306	11.7	1.317	50.5	0.0	0.4	101.1	
Tony Schmidt RP	105.8	0.178	18.8	0.957	101.3	0.0	0.6	226.6	
Trout Brook RT	18.1	0.306	5.5	1.317	23.8	0.0	0.0	47.4	
RP/PR/SRF subtotals	1,105.2		196.7		1,057.7	0.0	188.8	2,548.5	
RT subtotals	369.2		113.0		486.2	0.0	9.5	977.8	
Subtotal:	1,474.4		309.7		1,543.9	0.0	198.3	3,526.3	3,526.345
	Summer	Winter		Spring/Fall		Other ¹			
Agency/Park	visits (1,000's)	use multiplier	visits (1,000's)	use multiplier	visits (1,000's)	Camping (1,000's)	Special Events (1,000's)	Total Visits (1,000's)	O & M ² Grant Adjustments
CITY OF SAINT PAUL:									
Bruce Vento RT	89.9	0.306	27.5	1.317	118.4	0.0	1.1	237.0	
Cherokee Heights RP	155.6	0.178	27.7	0.957	148.9	0.0	1.0	333.2	
Como RP, Zoo & Conservatory SRF	1,740.4	0.178	309.8	0.957	1,665.5	0.0	535.3	4,250.9	
Hidden Falls-Crosby Farm RP	159.3	0.178	28.4	0.957	152.4	0.0	11.7	351.8	
Indian Mounds RP	150.6	0.178	26.8	0.957	144.1	0.0	7.2	328.6	
Lilydale-Harriet Island RP	210.3	0.178	37.4	0.957	201.2	0.0	110.9	559.8	
Mississippi Gorge RP	558.0	0.306	170.8	1.317	734.9	0.0	10.6	1,474.3	
Phalen RP	425.9	0.178	75.8	0.957	407.6	0.0	60.9	970.2	
Samuel Morgan RT	171.4	0.306	52.4	1.317	225.7	0.0	90.0	539.5	
Trout Brook RT ³	56.3	0.306	17.2	1.317	74.1	0.0	0.0	147.6	
RP/PR/SRF subtotals	3,400.1		676.6		3,454.7	0.0	737.4	8,268.9	
RT subtotals	317.6		97.2		418.3	0.0	91.1	924.1	
Subtotal:	3,717.6		773.8		3,873.0	0.0	828.5	9,193.0	9,192.999
Notes:									
All visits are listed in units of 1,000 (for example, "50.5" is equivalent to 50,500 visits). Subtotals are rounded.									
RP = Regional Park; PR = Park Reserve; RT = Regional Trail; SRF = Special Recreation Feature									
¹ Camping is in "visitor-days," where each visit is one person in the park for one day. A family of four staying one night would have 8 visitor-days. Special events include events over 300 and any unusual park-specific situations. Special events and situations are detailed in Table 4.									
² Enterprise facility use requires a reduction from use estimate.									
³ 1st year sampled									

Table 3: 2016 Visitation Estimate

	Summer	Winter		Spring/Fall		Other ¹			
Agency/Park	visits (1,000's)	use multiplier	visits (1,000's)	use multiplier	visits (1,000's)	Camping (1,000's)	Special Events (1,000's)	Total Visits (1,000's)	O & M ² Grant Adjustments
SCOTT COUNTY:									
Cedar Lake Farm RP	15.5	0.178	2.8	0.160	2.5	0.7	2.1	23.5	
Scott County RT	78.0	0.306	23.9	1.317	102.7	0.0	0.0	204.6	
Spring Lake RP	30.0	0.178	5.3	0.957	28.7	0.0	0.9	65.0	
RP/PR/SRF subtotals	45.5		8.1		31.2	0.7	3.0	88.5	
RT subtotals	78.0		23.9		102.7	0.0	0.0	204.6	
Subtotal:	123.5		32.0		134.0	0.7	3.0	293.1	293.143
	Summer	Winter		Spring/Fall		Other ¹			
Agency/Park	visits (1,000's)	use multiplier	visits (1,000's)	use multiplier	visits (1,000's)	Camping (1,000's)	Special Events (1,000's)	Total Visits (1,000's)	O & M ² Grant Adjustments
THREE RIVERS - SCOTT COUNTY:									
Cleary Lake RP	114.0	0.178	20.3	0.957	109.1	16.3	4.3	264.1	
Murphy-Hanrehan PR	33.3	0.178	5.9	0.957	31.9	0.3	2.7	74.2	
RP/PR/SRF subtotals	147.4		26.2		141.0	16.6	7.0	338.2	
RT subtotals	0.0		0.0		0.0	0.0	0.0	0.0	
Subtotal:	147.4		26.2		141.0	16.6	7.0	338.2	338.230
Notes:									
All visits are listed in units of 1,000 (i.e., "50.5" is equivalent to 50,500 visits). Subtotals are rounded.									
RP = Regional Park; PR = Park Reserve; RT = Regional Trail; SRF = Special Recreation Feature									
¹ Camping is in "visitor-days," where each visit is one person in the park for one day. A family of four staying one night would have 8 visitor-days. Special events include events over 300 and any unusual park-specific situations. Special events and situations are detailed in Table 4.									
² Enterprise facility use requires a reduction from use estimate.									

Table 3: 2016 Visitation Estimate

	Summer	Winter		Spring/Fall		Other ¹			
Agency/Park	visits (1,000's)	use multiplier	visits (1,000's)	use multiplier	visits (1,000's)	Camping (1,000's)	Special Events (1,000's)	Total Visits (1,000's)	O & M ² Grant Adjustments
THREE RIVERS PARK DISTRICT:									
Baker PR	132.7	0.178	23.6	0.957	126.9	96.8	31.4	411.4	
Bassett Creek RT	31.5	0.306	9.6	1.317	41.5	0.0	0.0	82.7	
Bryant Lake RP	211.6	0.178	37.7	0.957	202.5	0.0	0.8	452.6	
Carver PR	109.8	0.178	19.5	0.957	105.1	30.6	22.4	287.4	
Cedar Lake LRT RT	274.7	0.306	84.1	1.317	361.8	0.0	1.7	722.3	
Clifton French RP	267.6	0.178	47.6	0.957	256.1	0.0	6.8	578.2	
Coon Rapids Dam RP	96.9	0.178	17.2	0.957	92.7	0.0	5.4	212.3	
Crow-Hassan PR	30.0	0.178	5.3	0.957	28.7	3.9	0.7	68.6	
Crystal Lake RT ³	78.6	0.306	24.1	1.317	103.5	0.0	0.6	206.8	
Dakota Rail RT	183.2	0.306	56.0	1.317	241.2	0.0	0.0	480.5	
Eagle Lake RP	33.4	0.178	5.9	0.957	32.0	0.0	0.0	71.3	
Elm Creek PR	454.4	0.178	80.9	0.957	434.9	2.8	112.2	1,085.2	
Fish Lake RP	120.6	0.178	21.5	0.957	115.4	0.0	2.6	260.1	
Gale Woods SRF	40.0	0.178	7.1	0.957	38.3	0.0	28.5	113.9	Downhill ski
Hyland Lake PR	284.0	0.178	50.6	0.957	271.8	4.5	284.3	895.1	-161.3
Kingswood SRF ⁴	0.5	0.178	0.1	0.957	0.5	0.0	0.0	1.0	
Lake Independence RT	27.6	0.306	8.4	1.317	36.3	0.0	0.0	72.3	
Lake Minnetonka RP	92.3	0.178	16.4	0.957	88.3	0.0	1.5	198.5	
Lake Minnetonka Islands RP ⁵	65.0	n/a	0.0	n/a	0.0	0.0	0.0	65.0	
Lake Minnetonka LRT RT	177.8	0.306	54.4	1.317	234.2	0.0	4.8	471.2	
Lake Rebecca PR	85.0	0.178	15.1	0.957	81.3	4.8	10.4	196.7	
The Landing ⁶	1.8	n/a	0.0	n/a	0.0	0.0	13.5	15.3	
Luce Line RT	173.6	0.306	53.1	1.317	228.6	0.0	0.0	455.3	
Medicine Lake RT	214.7	0.306	65.7	1.317	282.8	0.0	2.1	565.3	
Minnesota River Bluffs LRT RT	94.5	0.306	28.9	1.317	124.4	0.0	0.0	247.9	
Nine Mile Creek RT ⁷	48.0	0.306	14.7	1.317	63.2	0.0	0.0	125.9	
Noerenberg Gardens SRF	20.6	0.000	0.0	0.957	19.7	0.0	0.3	40.5	
Nokomis Minnesota River RT ³	64.7	0.306	19.8	1.317	85.2	0.0	0.0	169.7	
North Cedar Lake RT	164.8	0.306	50.4	1.317	217.0	0.0	0.0	432.3	
North Mississippi RP	26.2	0.178	4.7	0.957	25.1	0.0	5.5	61.5	
Northeast Diagonal RT	20.4	0.306	6.2	1.317	26.8	0.0	0.0	53.4	
Rush Creek RT	90.0	0.306	27.5	1.317	118.5	0.0	0.4	236.4	
Shingle Creek RT	97.1	0.306	29.7	1.317	127.9	0.0	0.0	254.8	
Silverwood SRF	118.9	0.178	21.2	0.957	113.8	0.0	15.9	269.8	
Twin Lakes RT	66.9	0.306	20.5	1.317	88.2	0.0	0.0	175.6	
RP/PR/SRF subtotals	2,191.2		374.5		2,033.1	143.4	542.2	5,284.4	
RT subtotals	1,808.1		553.3		2,381.2	0.0	9.6	4,752.2	
Subtotal:	3,999.3		927.8		4,414.3	143.4	551.8	10,036.6	9,875.335
Three Rivers-Scott & Three Rivers Park District Subtotal:	4,146.7		954.0		4,555.4	160.0	558.8	10,374.9	10,213.565
Notes:									
All visits are listed in units of 1,000 (for example, "50.5" is equivalent to 50,500 visits). Subtotals are rounded.									
RP = Regional Park; PR = Park Reserve; RT = Regional Trail; SRF = Special Recreation Feature									
¹ Camping is in "visitor-days," where each visit is one person in the park for one day. A family of four staying one night would have 8 visitor-days. Special events include events over 300 and any unusual park-specific situations. Special events and situations are detailed in Table 4.									
² Enterprise facility use requires a reduction from use estimate.									
³ 1st year sampled. A total of 50 counts were conducted in 2016.									
⁴ 2nd year sampled									
⁵ Lake Minnetonka Islands total annual visitation data is provided from Three Rivers and is not based on the Metropolitan Council sample.									
⁶ The Landing total annual visitation is provided from Three Rivers and is not based on the Metropolitan Council sample.									
⁷ 3rd year sampled									

Table 3: 2016 Visitation Estimate

	Summer	Winter		Spring/Fall		Other ¹			
Agency/Park	visits (1,000's)	use multiplier	visits (1,000's)	use multiplier	visits (1,000's)	Camping (1,000's)	Special Events (1,000's)	Total Visits (1,000's)	O & M ² Grant Adjustments
WASHINGTON COUNTY									
Big Marine PR	112.6	0.178	20.0	0.957	107.8	0.0	0.3	240.7	
Cottage Grove Ravine RP	32.4	0.178	5.8	0.957	31.0	0.0	1.6	70.8	
Hardwood Creek RT	71.6	0.306	21.9	1.317	94.3	0.0	20.4	208.3	
Lake Elmo PR	223.1	0.178	39.7	0.957	213.5	27.0	16.5	519.9	
Pine Point RP	43.9	0.178	7.8	0.957	42.0	0.0	1.8	95.5	
Square Lake SRF	48.8	0.000	0.0	0.957	46.7	0.0	0.3	95.9	
St. Croix Bluffs RP	46.2	0.178	8.2	0.957	44.2	15.3	2.9	116.9	
RP/PR/SRF subtotals	507.1		81.6		485.2	42.3	23.4	1,139.6	
RT subtotals	71.6		21.9		94.3	0.0	20.4	208.3	
Subtotal:	578.7		103.5		579.6	42.3	43.8	1,347.9	1,347.872
REGIONAL TOTALS									
	Summer	Winter		Spring/Fall		Other ¹			
Agency/Park	visits (1,000's)		visits (1,000's)		visits (1,000's)	Camping (1,000's)	Special Events (1,000's)	Total Visits (1,000's)	O & M ² Grant Adjustments
RP/PR/SRF subtotals	14,585.3		2,856.8		14,470.0	311.5	2,586.2	34,809.7	
RT subtotals	4,922.0		1,506.1		6,482.2	0.0	140.5	13,050.8	
REGIONAL TOTALS	19,507.2		4,362.9		20,952.2	311.5	2,726.7	47,860.6	47,699.251
Notes:									
All visits are listed in units of 1,000 (for example, "50.5" is equivalent to 50,500 visits). Subtotals and totals are rounded.									
RP = Regional Park; PR = Park Reserve; RT = Regional Trail; SRF = Special Recreation Feature									
¹ Camping is in "visitor-days," where each visit is one person in the park for one day. A family of four staying one night would have 8 visitor-days. Special events include events over 300 and any unusual park-specific situations. Special events and situations are detailed in Table 4.									
² Enterprise facility use requires a reduction from use estimate.									

Table 4: Special event counts for 2016*(Note: these events occurred at times that were specifically not sampled to avoid double-counting)*

Agency/Park	Date	Event	Visits (1,000s)
ANOKA COUNTY:			
Anoka County Riverfront RP		None	0.0
Bunker Hills RP		TOTAL	192.3
	Summer Long	Bunker Beach Visits	113.0
	Summer Long	Bunker Park Stables (entrance not part of regular counts)	19.6
	Year Long	Activity Center Usage (entrance not part of regular counts)	40.0
	Year Long	Archery Center (entrance not part of regular counts)	10.0
	Apr 9	Blaine Track and Field Programs Fun Run	0.3
	May 6	Natural Resources Field Trip	0.4
	May 7	Caden Michael 5K	0.3
	May 14	Grace Lutheran 5K	0.4
	May 15	Huda El Khatib Wedding	0.3
	May 21	Leslie Wedding	0.3
	May 28	Veterans Memorial Picnic	0.4
	Jun 7	Anwatin Middle School	0.3
	Jun 11	Korthof Wedding	0.3
	Jun 20	Northwoods Girlscouts	0.5
	Jun 26	Ronald and Kelly Wedding	0.3
	Jul 3	Krey Wedding	0.3
	Jul 8	Holcomb Wedding	0.3
	Jul 10	Jurchinsin Sobczynski Wedding	0.3
	Jul 13	MN Deaf Senior Citizens	0.3
	Jul 16	Yang Family	0.3
	Jul 17	Emmanuel Christian Center	0.3
	Jul 18	Girl Scouts of MN and WI	0.4
	Jul 23	North Country Concrete	0.3
	Aug 20	Kuntz-Grunig Wedding	0.3
	Aug 10	Sand Creek Elementary Program	0.3
	Aug 11	Karges Faulconbridge Inc	0.3
	Aug 20	E TAB National Guard	0.3
	Aug 25	Metropolitan Heart and Vascular	0.3
	Sep 17	Missing Grace	1.0
	Sep 24	Alexandra House	0.6
	Oct 8	New Creations	0.3
Bunker Hills-Chain of Lakes RT		None	0.0
Central Anoka County RT		None	0.0
Coon Creek RT		None	0.0
Coon Rapids Dam RP		TOTAL	13.3
	Jan 16	Trout Opener	0.4
	May 7	Kids Fishing Clinic	0.5
	May 28	Super Wedding	0.3
	Jun 2	Concerts in the Park	1.0
	Jun 9	Concerts in the Park	1.0
	Jun 16	Concerts in the Park	1.0
	Jun 19	Saidu Bryant Wedding	0.3
	Jun 23	Concerts in the Park	1.0
	Jun 30	Concerts in the Park	1.0
	Jul 1	Gaatan Family	0.3
	Jul 7	Concerts in the Park	1.0
	Jul 14	Concerts in the Park	1.0
	Jul 21	Concerts in the Park	1.0
	Jul 28	Concerts in the Park	1.3
	Aug 7	Grace Fellowship Church Picnic	0.4
	Aug 13	Morse Wedding	0.3
	Aug 28	Whern Wedding Reception	0.3
	Sep 4	Emmanuel Christian Center	0.3
	Sep 5	Mahood Graduation	0.3
	Sep 10	Kane Reception	0.3
	Oct 8	Epiphany Catholic School	0.3
East Anoka County RT		None	0.0
Lake George RP		TOTAL	3.7
	Summer long	YMCA	1.9
	Winter	Snowmobile use through park	0.7
	Feb 13	Pheasants Forever Fishing	0.4
	Feb 15	St. Francis High School Outdoor Adventures	0.3
	Jul 29	Anoka County Sheriffs Office fishing event	0.4
Martin-Island-Linwood Lakes RP		TOTAL	2.7
	Winter	Snowmobile use through park	1.2
	Year Long	Camp Salie usage	1.5

Table 4: Special event counts for 2016*(Note: these events occurred at times that were specifically not sampled to avoid double-counting)*

Agency/Park	Date	Event	Visits (1,000s)
ANOKA COUNTY: continued			
Mississippi River RT		None	0.0
Mississippi West RP		None	0.0
Rice Creek Chain of Lakes PR		TOTAL	47.0
Winter		Snowmobile use through park	2.0
Summer long		YMCA	2.0
Season Long		Wargo Nature Center Attendance	40.7
Jan 30		Snow Day Event	0.5
Mar 12		Shake Your Shamrock 8k and 5k	0.3
Apr 23		Earth Day	0.3
Jun 19		Tri Fitness	0.3
Aug 6		City of Centerville Fete Des Lacs	0.3
Aug 20		City of Lino Lakes	0.6
Rice Creek North RT			0.3
Jun 4		St. Francis Lions Club	0.3
Rice Creek West RT		None	0.0
Rum River RT		None	0.0
Rum River Central RP		TOTAL	0.9
Aug 12		Buller Sarry Wedding	0.3
Aug 27		Bridget MacDonald	0.3
Sep 24		Debbie Mueller	0.3
BLOOMINGTON:			
Bush and Normandale Lakes RP		TOTAL	69.0
Mar 26		Spring Egg Hunt	2.2
May 21		Partnership Academy 5K	0.3
Jun 9		Cushman Wakefield Northmarq walk/run	0.3
Jun 14		Bandshell Concert	0.4
Jun 16		Celtic Solstice Event	0.3
Jun 17		Movie in the Park	0.3
Jun 21		Satelite Farmers Market	0.4
Jun 21		Bandshell Concert	0.3
Jun 23		Bloomington Blues Rock Bash	0.5
Jun 24		Movie in the Park	0.3
Jun 25		Compassion International run/walk	0.4
Jun 26		Sandcastles at Bush Lake Beach	0.3
Jun 30		Suburban Country Event	0.5
Jul 1		Movie in the Park	0.4
Jul 3		Summer Fete	45.0
Jul 7		British Invasion Music Event	0.6
Jul 8		Movie in the Park	0.5
Jul 9		Minnesota Credit Union Foundation 5K	0.7
Jul 14		Rockin' Hollywoods Show	0.8
Jul 15		Movie in the Park	0.3
Jul 16		Fro Yo 5K	2.5
Jul 17		Bandshell Rental	0.3
Jul 19		Satellite Farmers Market	0.3
Jul 21		Latin Music Festival	0.5
Jul 22		Movie in the Park	0.5
Jul 28		80's Music Explosion	1.0
Aug 3		Bandshell Rental	0.4
Aug 4		Blues and Bar B Q Event	1.2
Aug 11		Bloomington Symphony Orchestra	0.4
Aug 13		Pet Haven 5K	0.3
Aug 20		United Mitochondrial Disease Foundation 5K	0.4
Aug 27		Glow Run 5K	2.5
Sep 10		Food Allergy Research and Education run/walk	0.3
Sep 17		PKD Foundation 5K run/walk	0.5
Sep 24		Bandshell Rental	0.3
Oct 1		Pacer Center 5K run/walk	0.6
Oct 22		Hot Cider Hustle 5K	2.5

Table 4: Special event counts for 2016*(Note: these events occurred at times that were specifically not sampled to avoid double-counting)*

Agency/Park	Date	Event	Visits (1,000s)
CARVER COUNTY:			
Baylor RP		TOTAL	9.2
	Year Long	School groups	1.3
	Year Long	MN Astronomical Society events	3.8
	May 16	Spring astronomy day	0.3
	Aug 22	High school cross country track meet	0.6
	Aug 27	High school cross country track meet	0.3
	Sep 13	High school cross country track meet	1.8
	Oct 8	Fall astronomy day	0.4
	Oct 18	High school cross country track meet	0.7
Dakota Rail RT		TOTAL	1.7
	Apr 23	Walk on Waconia (split with Lake Waconia RP)	0.3
	Jun 4	Waconia half marathon and endurance races (split with Lake Waconia RP)	0.9
	Aug 20	HITS triathlon and endurance races	0.5
Lake Waconia RP		TOTAL	18.0
	Year Long	School groups	1.5
	Jan 29	Snowrunners vintage snowmobile	0.3
	Jan 30	Snowrunners vintage snowmobile	4.5
	Jan 31	Snowrunners vintage snowmobile	4.5
	Apr 23	Walk on Waconia (split with Dakota Rail RT)	0.3
	Jun 4	Waconia half marathon and endurance races (split with Dakota Rail RT)	0.9
	Jun 26	Waconia triathlon (final stretch)	0.6
	Jul 4	Fireworks display	3.5
	Jul 30	Narcotics Anonymous	0.4
	Jul 31	Narcotics Anonymous	0.4
	Aug 19	HITS triathlon and endurance races	0.3
	Aug 20	HITS triathlon and endurance races	0.5
	Aug 21	HITS triathlon and endurance races	0.3
Minnesota River Bluffs RT			1.5
	Oct 14	Trail of Fun	1.5
Minnewashta RP		TOTAL	6.2
	Year Long	School groups	1.1
	July 25 - 28	Twilight Girl Scouts camp	1.2
	Aug 1 - 4	Twilight Girl Scouts camp	1.3
	Jul 4	Fireworks	1.5
	Jul 16	Tonka Mud Run	1.1
Southwest RT		None	0.0
DAKOTA COUNTY:			
Big Rivers RT		None	0.0
Lake Byllesby RP		None	0.0
Lebanon Hills RP		TOTAL	27.5
	Year Long	Adventure Ropes Course	0.6
	Year Long	Visitor Center school groups	1.8
	Year Long	Outdoor Education Programs	5.2
	Year Long	Camp Sacajawea (day camp and permit only - not counted in regular counts)	15.1
	May 26	Endless Summer Trail Run	0.4
	Jun 09	School of Environmental Studies Eco Challenge	0.3
	Jul 14	Endless Summer Trail Run	0.4
	Jul 24	Red Ribbon Ride	0.3
	Sep 20	School of Environmental Studies Bio Blitz	0.6
	Sep 17	Crutchfield Dermatology 5K Run/Walk	0.3
	Oct 01	Wild Ride Fall Event - Dakota County	0.6
	Nov 25	Opt Outside Event - Dakota County	0.4
	Dec 31	New Years Eve Event - Dakota County	1.5
River to River Greenway RT		None	0.0
Miesville Ravine PR		None	0.0
Mississippi River RT		TOTAL	0.5
	Aug 13	Ragnar Relay	0.5
Spring Lake PR		TOTAL	16.6
	Year round	Camp Spring Lake Retreat Center (day camp and permit only - not counted in regular counts)	16.0
	Jun 02	Volunteer Recognition Event - Dakota County	0.6
Whitetail Woods RP		TOTAL	0.6
	Jun 28	Stigma Breakers Trail Run	0.3
	Sep 10	Cross Country Running Meet	0.3

Table 4: Special event counts for 2016*(Note: these events occurred at times that were specifically not sampled to avoid double-counting)*

Agency/Park	Date	Event	Visits (1,000s)
MINNEAPOLIS PARK & RECREATION BOARD:			
Cedar Lake RT		TOTAL	1.0
		Bike MS Twin Cities Ride: (Split - Cedar Lake RT, Central Mississippi Riverfront RP, Mississippi Gorge RP-Saint Paul, Theodore Wirth RP, Victory Memorial RT)	0.3
	May 7	City of Lakes Tri-Loppet Triathlon: (Split - Cedar Lake RT, Minneapolis Chain of Lakes RP, Theodore Wirth RP)	0.4
	Jun 25	Minneapolis Bike Tour: (Split - Cedar Lake RT, Central Mississippi Riverfront RP, Kenilworth RT, Minneapolis Chain of Lakes RP, Minnehaha Parkway RT, Minnehaha RP, Mississippi Gorge RP-Minneapolis, Nokomis-Hiawatha RP, Theodore Wirth RP, Victory Memorial Parkway RT)	0.3
	Sep 18		
Central Mississippi Riverfront RP		TOTAL	395.2
	Jan 2	Nicollet Island Pavilion Event - Wedding	0.3
	Jan 8	Nicollet Island Pavilion Event - Corporate	0.3
	Jan 22	Nicollet Island Pavilion Event - Corporate	0.3
	Jan 23	Nicollet Island Pavilion Event - Corporate	0.4
	Feb 11	Nicollet Island Pavilion Event - Corporate	0.5
	Feb 13	Nicollet Island Pavilion Event - Wedding	0.3
	Mar 12	Team Ortho Get Lucky 7k Run	7.5
	Mar 19	Hot Dash Run	3.8
	Mar 19	Nicollet Island Pavilion Event - Wedding	0.3
	Mar 20	Nicollet Island Pavilion Event - Wedding	0.3
	Mar 25	Nicollet Island Pavilion Event - Corporate	0.3
	Apr 7	Nicollet Island Pavilion Event - Corporate	0.3
	Apr 9	Nicollet Island Pavilion Event - Wedding	0.3
	Apr 9	Goldy's 10 Mile Run (Split - Central Mississippi Riverfront RP, Mississippi Gorge RP-Minneapolis)	1.5
	Apr 16	Hot Chocolate 15k and 5k Run	8.5
	Apr 21	Nicollet Island Pavilion Event - Corporate	0.3
	Apr 23	Nicollet Island Pavilion Event - Corporate	0.4
	Apr 28	Nicollet Island Pavilion Event - Corporate	0.3
	May 1	Nicollet Island Pavilion Event - Corporate	0.3
	May 6	Nicollet Island Pavilion Event - Corporate	0.4
	May 7	Nicollet Island Pavilion Event - Corporate	0.6
		Bike MS Twin Cities Ride: (Split - Cedar Lake RT, Central Mississippi Riverfront RP, Mississippi Gorge-Saint Paul, Theodore Wirth RP, Victory Memorial RT)	0.3
	May 7		
	May 11	Nicollet Island Pavilion Event - Wedding	0.3
	May 12	Nicollet Island Pavilion Event - Corporate	0.8
	May 12	Medtronic 1 Mile	1.7
	May 14	Nicollet Island Pavilion Event - Wedding	0.3
	May 19	Nicollet Island Pavilion Event - Wedding	0.3
	May 21	Nicollet Island Pavilion Event - Wedding	0.3
	May 21	Foodie Four Mile Run/Walk	0.5
	May 22	Nicollet Island Pavilion Event - Wedding	0.3
	May 26	Nicollet Island Pavilion Event - Corporate	0.5
	May 28	Nicollet Island Pavilion Event - Wedding	0.3
	Jun 2	Nicollet Island Pavilion Event - Corporate	0.5
	Jun 3	Nicollet Island Pavilion Event - Corporate	0.5
	Jun 7	Nicollet Island Pavilion Event - Corporate	0.7
	Jun 10	Nicollet Island Pavilion Event - Wedding	0.4
	Jun 11	Northern Spark Art Festival	8.0
	Jun 16	Nicollet Island Pavilion Event - Corporate	0.4
	Jun 17	Stone Arch Bridge Art Festival	27.0
	Jun 17	General Mills Anniversary	7.5
	Jun 18	Rock the Garden	14.0
	Jun 18	Stone Arch Bridge Art Festival	29.0
	Jun 19	Stone Arch Bridge Art Festival	27.0
	Jun 22	Nicollet Island Pavilion Event - Corporate	0.3
	Jun 23	Nicollet Island Pavilion Event - Corporate	0.6
	Jun 24	Nicollet Island Pavilion Event - Wedding	0.4
	Jun 25	Heartbeat 5000 Walk/ Race	3.0
	Jun 26	Nicollet Island Pavilion Event - Corporate	0.3
	Jun 28	Nicollet Island Pavilion Event - Corporate	1.5
	Jul 3	Red, White & Boom Festival: concert and movie	0.5
	Jul 4	Red White & Boom Festival: Half Marathon Race	3.0
	Jul 4	Red, White & Boom Festival	95.0
	Jul 6	Nicollet Island Pavilion Event - Corporate	0.5
	Jul 9	Nicollet Island Pavilion Event - Wedding	0.4
	Jul 11	Nicollet Island Pavilion Event - Corporate	0.5
	Jul 12	Movies in the Parks showing at Father Hennepin Bluff Park	0.3
	Jul 14	Nicollet Island Pavilion Event - Corporate	0.7
	Jul 15	Nicollet Island Pavilion Event - Corporate	0.3
	Jul 17	Nicollet Island Pavilion Event - Corporate	0.8
	Jul 19	Nicollet Island Pavilion Event - Corporate	0.5
	Jul 19	Movies in the Parks showing at Father Hennepin Bluff Park	0.3

Table 4: Special event counts for 2016

(Note: these events occurred at times that were specifically not sampled to avoid double-counting)

Agency/Park	Date	Event	Visits (1,000s)
MINNEAPOLIS PARK & RECREATION BOARD: continued			
Central Mississippi Riverfront RP, continued			
	Jul 20	Life Time Torchlight 5K	7.5
	Jul 21	Nicollet Island Pavilion Event - Corporate	0.3
	Jul 23	Nicollet Island Pavilion Event - Wedding	0.3
	Jul 23	Aquatennial Fireworks	50.0
	Jul 23	Twin Cities Carifest	2.0
	Jul 26	Nicollet Island Pavilion Event - Corporate	0.5
	Jul 27	Nicollet Island Pavilion Event - Corporate	0.3
	Jul 30	Nicollet Island Pavilion Event - Wedding	0.3
	Jul 30	Owamni: Falling Water Festival at Father Hennepin Bluff Park	2.5
	Jul 31	Nicollet Island Pavilion Event - Wedding	0.4
	Aug 5	Polish Festival: Main Street	5.5
	Aug 6	Polish Festival: Main Street	6.5
	Aug 7	Polish Festival: Main Street	5.0
	Aug 7	Sunday on the River Festival	1.2
	Aug 7	Nicollet Island Pavilion Event - Corporate	0.5
	Aug 9	Nicollet Island Pavilion Event - Corporate	0.4
	Aug 10	Nicollet Island Pavilion Event - Corporate	0.4
	Aug 11	Nicollet Island Pavilion Event - Corporate	0.5
	Aug 18	Nicollet Island Pavilion Event - Corporate	0.3
		Susan G Komen Twin Cities 3 Day Cure Walk: (Split - Central Mississippi Riverfront RP, Minneapolis Chain of Lakes RP, Mississippi Gorge RP- Minneapolis)	0.7
	Aug 19	Nicollet Island Pavilion Event - Wedding	0.3
	Aug 20	Wilco Concert	8.5
	Aug 26	Nicollet Island Pavilion Event - Wedding	0.3
	Aug 27	Nicollet Island Pavilion Event - Wedding	0.3
	Sep 3	Nicollet Island Pavilion Event - Wedding	0.3
	Sep 7	Nicollet Island Pavilion Event - Corporate	1.0
	Sep 8	Nicollet Island Pavilion Event - Corporate	0.5
	Sep 9	Nicollet Island Pavilion Event - Wedding	0.3
	Sep 10	Mill City Suds Run	2.0
	Sep 13	Nicollet Island Pavilion Event - Corporate	0.4
	Sep 14	Nicollet Island Pavilion Event - Corporate	0.5
	Sep 15	Nicollet Island Pavilion Event - Corporate	0.3
	Sep 15	Downtown Dash	0.5
	Sep 17	Trampled By Turtles Concert	8.5
		Minneapolis Bike Tour: (Split - Cedar Lake RT, Central Mississippi Riverfront RP, Kenilworth RT, Minneapolis Chain of Lakes RP, Minnehaha Parkway RT, Minnehaha RP, Mississippi Gorge RP-Minneapolis, Nokomis-Hiawatha RP, Theodore Wirth RP, Victory Memorial Parkway RT)	0.3
	Sep 18	Nicollet Island Pavilion Event - Corporate	0.5
	Sep 19	Nicollet Island Pavilion Event - Corporate	0.5
	Sep 22	Nicollet Island Pavilion Event - Wedding	0.3
	Sep 23	Dave Ryan's Special Olympics 5K Run	1.1
	Sep 24	Nicollet Island Pavilion Event - Corporate	0.7
	Sep 28	Nicollet Island Pavilion Event - Corporate	0.4
	Sep 29	Nicollet Island Pavilion Event - Wedding	0.3
	Oct 1	Nicollet Island Pavilion Event - Corporate	0.3
	Oct 4	Nicollet Island Pavilion Event - Corporate	0.3
	Oct 5	Nicollet Island Pavilion Event - Corporate	0.3
	Oct 6	Nicollet Island Pavilion Event - Corporate	0.4
		Medtronic Marathon and 10 mile: (Split - Central Mississippi Riverfront RP, Minneapolis Chain of Lakes RP, Minnehaha Parkway RT, Mississippi Gorge RP-Minneapolis & Saint Paul, Nokomis Hiawatha RP, Sam Morgan RT)	1.0
	Oct 9	Nicollet Island Pavilion Event - Corporate	0.4
	Oct 13	Nicollet Island Pavilion Event - Corporate	0.3
	Oct 14	Nicollet Island Pavilion Event - Corporate	0.4
	Oct 15	Nicollet Island Pavilion Event - Corporate	0.3
	Oct 19	Nicollet Island Pavilion Event - Corporate	0.3
	Oct 21	Nicollet Island Pavilion Event - Corporate	0.4
	Oct 29	Nicollet Island Pavilion Event - Wedding	0.3
	Nov 2	Nicollet Island Pavilion Event - Corporate	0.4
	Nov 4	Nicollet Island Pavilion Event - Wedding	0.3
	Nov 5	Nicollet Island Pavilion Event - Wedding	0.3
	Nov 11	Nicollet Island Pavilion Event - Wedding	0.3
	Nov 12	Nicollet Island Pavilion Event - Wedding	0.3
	Nov 24	Turkey Day 5K	14.0
	Nov 26	Moustache Run	2.8
	Dec 1	Nicollet Island Pavilion Event - Corporate	0.5
	Dec 8	Nicollet Island Pavilion Event - Corporate	0.4
	Dec 10	Reindeer Run	2.0
	Dec 10	Nicollet Island Pavilion Event - Wedding	0.3
	Dec 17	Nicollet Island Pavilion Event - Wedding	0.3
	Dec 30	Nicollet Island Pavilion Event - Wedding	0.3
Columbia Parkway RT		None	0.0

Table 4: Special event counts for 2016*(Note: these events occurred at times that were specifically not sampled to avoid double-counting)*

Agency/Park	Date	Event	Visits (1,000s)
MINNEAPOLIS PARK & RECREATION BOARD: continued			
Kenilworth RT		TOTAL	0.3
		Minneapolis Bike Tour: (Split - Cedar Lake RT, Central Mississippi Riverfront RP, Kenilworth RT, Minneapolis Chain of Lakes RP, Minnehaha Parkway RT, Minnehaha RP, Mississippi Gorge RP-Minneapolis, Nokomis-Hiawatha RP, Theodore Wirth RP, Victory Memorial Parkway RT)	0.3
	Sep 18		
Luce Line RT		None	0.0
Minneapolis Chain of Lakes RP		TOTAL	135.1
	Feb 5	City of Lakes Loppet Ski Festival & Race: (Split - Theodore Wirth RP, Minneapolis Chain of Lakes RP)	0.5
	Feb 6	City of Lakes Loppet Ski Festival & Race: (Split - Theodore Wirth RP, Minneapolis Chain of Lakes RP)	13.3
	Feb 7	City of Lakes Loppet Ski Festival & Race: (Split - Theodore Wirth RP, Minneapolis Chain of Lakes RP)	6.3
	Feb 13	Twin Cities in Motion Valentine's Day 5k Run	1.5
	Mar 7	Dash and Splash 5K & Minneapolis Polar Bear Plunge	5.0
	Mar 12	Everybody's Irish 5k Run	0.4
	Apr 16	YMCA Y Run 10k and 5k run	0.8
	May 7	Minneapolis Great Strides Walk	0.6
	May 14	Be the Match 5k and Kids Run	1.8
	May 21	Autism 5k Run	1.2
	May 27	Mde Maka Ska Canoe Nations Gathering	0.5
	May 30	Music in the Parks concert at Lake Harriet Bandshell	3.5
	Jun 2	Music in the Parks concert at Lake Harriet Bandshell	0.7
	Jun 3	Barton School Ceremony Lake Harriet Bandshell	1.0
	Jun 4	Music in the Parks concert at Lake Harriet Bandshell	0.3
	Jun 4	Walker Methodist Run/Walk	0.4
	Jun 5	Bethlehem Church Celebrating Summer Sundays	0.3
	Jun 5	Music in the Parks concert at Lake Harriet Bandshell	0.4
	Jun 5	Music in the Parks concert at Lake Harriet Bandshell	0.5
	Jun 7	Music in the Parks concert at Lake Harriet Bandshell	0.4
	Jun 9	Music in the Parks concert at Lake Harriet Bandshell	0.4
	Jun 10	Music in the Parks concert at Lake Harriet Bandshell	0.5
	Jun 11	Music in the Parks concert at Lake Harriet Bandshell	0.8
	Jun 11	Movies in the Parks movie showing at Lake Harriet Bandshell	0.4
	Jun 12	Bethlehem Church Celebrating Summer Sundays	0.3
	Jun 12	Music in the Parks concert at Lake Harriet Bandshell	0.3
	Jun 12	Music in the Parks concert at Lake Harriet Bandshell	0.7
	Jun 13	Music in the Parks concert at Lake Harriet Bandshell	0.5
	Jun 16	Music in the Parks concert at Lake Harriet Bandshell	1.7
	Jun 17	Music in the Parks concert at Lake Harriet Bandshell	0.5
	Jun 17	Movies in the Parks movie showing at Lake Harriet Bandshell	1.7
	Jun 18	Family Fun Day	0.5
	Jun 18	Music in the Parks concert at Lake Harriet Bandshell	0.7
	Jun 19	Bethlehem Church Celebrating Summer Sundays	0.3
	Jun 19	Music in the Parks concert at Lake Harriet Bandshell	0.7
	Jun 19	Music in the Parks concert at Lake Harriet Bandshell	0.6
	Jun 20	Music in the Parks concert at Lake Harriet Bandshell	0.5
	Jun 21	Music in the Parks concert at Lake Harriet Bandshell	0.8
	Jun 23	Music in the Parks concert at Lake Harriet Bandshell	0.5
	Jun 24	Music in the Parks concert at Lake Harriet Bandshell	1.5
	Jun 25	City of Lakes Tri-Loppet Triathlon: (Split - Cedar Lake RT, Minneapolis Chain of Lakes RP, Theodore Wirth RP)	0.5
	Jun 26	Bethlehem Church Celebrating Summer Sundays	0.3
	Jun 26	Music in the Parks concert at Lake Harriet Bandshell	0.6
	Jun 28	Music in the Parks concert at Lake Harriet Bandshell	3.8
	Jul 1	Music in the Parks concert at Lake Harriet Bandshell	3.8
	Jul 1	Movies in the Parks movie showing at Lake Harriet Bandshell	1.8
	Jul 3	Music in the Parks concert at Lake Harriet Bandshell	2.8
	Jul 3	Bethlehem Church Celebrating Summer Sundays	0.3
	Jul 4	Music in the Parks concert at Lake Harriet Bandshell	1.0
	Jul 8	Music in the Parks concert at Lake Harriet Bandshell	0.6
	Jul 9	Music in the Parks concert at Lake Harriet Bandshell	2.8
	Jul 9	Life Time Fitness Triathlon: (Split - Minneapolis Chain of Lakes RP, Minnehaha Parkway RT Nokomis-Hiawatha RP, Sam Morgan RT)	0.3
	Jul 10	Bethlehem Church Celebrating Summer Sundays	0.3
	Jul 10	Music in the Parks concert at Lake Harriet Bandshell	2.3
	Jul 12	Music in the Parks concert at Lake Harriet Bandshell	0.5
	Jul 15	Music in the Parks concert at Lake Harriet Bandshell	1.0
	Jul 15	Movies in the Parks movie showing at Lake Harriet Bandshell	0.5
	Jul 16	Music in the Parks concert at Lake Harriet Bandshell	2.5
	Jul 17	Bethlehem Church Celebrating Summer Sundays	0.3
	Jul 17	Music in the Parks concert at Lake Harriet Bandshell	2.1
	Jul 23	American Red Cross Run for Blood Lake Calhoun	0.5

Table 4: Special event counts for 2016

(Note: these events occurred at times that were specifically not sampled to avoid double-counting)

Agency/Park	Date	Event	Visits (1,000s)
MINNEAPOLIS PARK & RECREATION BOARD: continued			
Minneapolis Chain of Lakes RP, continued			
	Jul 24	Bethlehem Church Celebrating Summer Sundays	0.3
	Jul 24	Music in the Parks concert at Lake Harriet Bandshell	0.4
	Jul 24	Music in the Parks concert at Lake Harriet Bandshell	2.1
	Jul 25	Music in the Parks concert at Lake Harriet Bandshell	0.5
	Jul 25	Music in the Parks concert at Lake Harriet Bandshell	0.5
	Jul 28	Music in the Parks concert at Lake Harriet Bandshell	0.6
	Jul 28	Pollinator Party: A Celebration of Bees	0.6
	Jul 29	Music in the Parks concert at Lake Harriet Bandshell	1.6
	Jul 29	Movies in the Parks movie showing at Lake Harriet Bandshell	1.0
	Jul 31	Bethlehem Church Celebrating Summer Sundays	0.3
	Jul 31	Music in the Parks concert at Lake Harriet Bandshell	0.4
	Jul 31	Music in the Parks concert at Lake Harriet Bandshell	2.5
	Aug 2	Music in the Parks concert at Lake Harriet Bandshell	1.7
	Aug 4	Music in the Parks concert at Lake Harriet Bandshell	0.5
	Aug 5	Music in the Parks concert at Lake Harriet Bandshell	2.0
	Aug 5	Movies in the Parks movie showing at Lake Harriet Bandshell	1.5
	Aug 6	Emotions in Motion Run/Walk	1.2
	Aug 6	Music in the Parks concert at Lake Harriet Bandshell	1.7
	Aug 7	Bethlehem Church Celebrating Summer Sundays	0.3
	Aug 7	Music in the Parks concert at Lake Harriet Bandshell	0.5
	Aug 7	Music in the Parks concert at Lake Harriet Bandshell	1.4
	Aug 8	Music in the Parks concert at Lake Harriet Bandshell	0.4
	Aug 13	Lung Run/Walk	1.5
	Aug 13	811 Walk and Run	1.0
	Aug 13	Music in the Parks concert at Lake Harriet Bandshell	2.0
	Aug 14	Bethlehem Church Celebrating Summer Sundays	0.3
	Aug 14	Music in the Parks concert at Lake Harriet Bandshell	2.5
	Aug 15	Music in the Parks concert at Lake Harriet Bandshell	0.7
	Aug 19	Susan G Komen Twin Cities 3 Day Cure Walk: (Split - Central Mississippi Riverfront RP, Minneapolis Chain of Lakes RP, Mississippi Gorge RP)	0.7
	Aug 20	Rock the Pavement 5K Run	0.7
	Aug 21	Bethlehem Church Celebrating Summer Sundays	0.3
	Aug 25	Music in the Parks concert at Lake Harriet Bandshell	0.4
	Aug 26	Music in the Parks concert at Lake Harriet Bandshell	1.6
	Aug 26	Movies in the Parks movie showing at Lake Harriet Bandshell	1.0
	Aug 28	Bethlehem Church Celebrating Summer Sundays	0.3
	Aug 28	Music in the Parks concert at Lake Harriet Bandshell	0.4
	Aug 29	Music in the Parks concert at Lake Harriet Bandshell	0.5
	Sep 3	Music in the Parks concert at Lake Harriet Bandshell	0.9
	Sep 4	Music in the Parks concert at Lake Harriet Bandshell	0.3
	Sep 4	Music in the Parks concert at Lake Harriet Bandshell	0.8
	Sep 5	Music in the Parks concert at Lake Harriet Bandshell	1.3
	Sep 10	Wheels of Italy	0.5
	Sep 10	Bellyrama concert	0.5
	Sep 11	Taste of Greece Festival and 5K Run	0.3
	Sep 11	9-11 Tribute Concert	0.4
	Sep 11	Marathons of Hope Walk	0.3
	Sep 11	Jeff Winters City of Lake 25K and 5K Run	0.8
	Sep 17	Made in the Shade Walk	0.8
	Sep 17	Walk for Recovery	1.9
	Sep 18	Minneapolis Bike Tour: (Split - Cedar Lake RT, Central Mississippi Riverfront RP, Kenilworth RT, Minneapolis Chain of Lakes RP, Minnehaha Parkway RT, Minnehaha RP, Mississippi Gorge RP-Minneapolis, Nokomis-Hiawatha RP, Theodore Wirth RP, Victory Memorial Parkway RT)	0.3
	Sep 24	Walk4Hearing	0.5
	Sep 25	Twin Cities Vision Walk	0.9
	Oct 1	Calvin Christian School Walk	0.5
	Oct 9	Medtronic Marathon and 10 mile: (Split - Central Mississippi Riverfront RP, Minneapolis Chain of Lakes RP, Minnehaha Parkway RT, Mississippi Gorge RP-Minneapolis & Saint Paul, Nokomis Hiawatha RP)	1.0
	Oct 29	Terror Trot Race	0.5
	Nov 24	Beast to Feast Race	0.5
	Nov 24	Drumstick Dash 10K Run	1.2
	Dec 10	Reindeer Run	3.2
Minnehaha RP		TOTAL	15.5
	Apr 30	Get in Gear Race: (Split - Minnehaha RP, Mississippi Gorge RP-Minneapolis & Saint Paul)	2.3
	May 1	Walk MS	2.0
	May 21	Little Free Library Festival	2.5
	Jun 4	Tour de Cure Bike: (Split - Minnehaha Parkway RT, Minnehaha RP, Minneapolis Chain of Lakes RP)	0.5
	Jun 26	Scandinavian Summer Fest	1.5
	Aug 6	Walk For Wishes	0.5

Table 4: Special event counts for 2016*(Note: these events occurred at times that were specifically not sampled to avoid double-counting)*

Agency/Park	Date	Event	Visits (1,000s)
MINNEAPOLIS PARK & RECREATION BOARD: continued			
Minnehaha RP, continued			
	Aug 20	IBEW Annual Family Picnic	1.0
	Aug 28	Plumbers Local 15 Family Picnic,	0.8
	Sep 5	Laughing Water Bluegrass Festival	0.7
	Sep 10	Twin Cities Pagan Festival	0.5
		Minneapolis Bike Tour: (Split - Cedar Lake RT, Central Mississippi Riverfront RP, Kenilworth RT, Minneapolis Chain of Lakes RP, Minnehaha Parkway RT, Minnehaha RP, Mississippi Gorge RP-Minneapolis, Nokomis-Hiawatha RP, Theodore Wirth RP, Victory Memorial Parkway RT)	0.3
	Sep 18	NAMI Walk	0.7
	Sep 24	Women Run the Cities: (Split - Minnehaha RP, Mississippi Gorge RP-Minneapolis & Saint Paul)	1.5
	Sep 25		
	Oct 29	Halloween: Minnehaha Falls of Fun	0.7
Minnehaha Parkway RT		TOTAL	2.5
		Tour de Cure Bike: (Split - Minnehaha Parkway RT, Minneapolis Chain of Lakes RP)	0.5
	Jun 4	Life Time Fitness Triathlon: (Split - Minneapolis Chain of Lakes RP, Minnehaha Parkway RT Nokomis-Hiawatha RP, Sam Morgan RT)	0.3
	Jul 9	YWCA Women's Triathlon: (Split - Minnehaha Pkwy RT, Mississippi Gorge RP-Minneapolis & Saint Paul, Nokomis-Hiawatha RP)	0.4
	Aug 14	Minneapolis Bike Tour: (Split - Cedar Lake RT, Central Mississippi Riverfront RP, Kenilworth RT, Minneapolis Chain of Lakes RP, Minnehaha Parkway RT, Minnehaha RP, Mississippi Gorge RP-Minneapolis, Nokomis-Hiawatha RP, Theodore Wirth RP, Victory Memorial Parkway RT)	0.3
	Sep 18	Medtronic Marathon and 10 mile: (Split - Central Mississippi Riverfront RP, Minneapolis Chain of Lakes RP, Minnehaha Parkway RT, Mississippi Gorge RP-Minneapolis & Saint Paul, Nokomis Hiawatha RP, Sam Morgan)	1.0
	Oct 9		
Mississippi Gorge RP		TOTAL	7.0
		Goldy's 10 Mile Run: (Split - Central Mississippi Riverfront RP, Mississippi Gorge RP-Minneapolis & Saint Paul)	0.8
	Apr 9	Get in Gear Race: (Split - Minnehaha RP, Mississippi Gorge RP-Minneapolis & Saint Paul)	2.3
	Apr 30	YWCA Women's Triathlon: (Split - Minnehaha Pkwy RT, Mississippi Gorge RP-Minneapolis & Saint Paul, Nokomis-Hiawatha RP)	0.4
	Aug 14	Susan G Komen Twin Cities 3 Day Cure Walk: (Split - Central Mississippi Riverfront RP, Minneapolis Chain of Lakes RP, Mississippi Gorge RP-Minneapolis)	0.7
	Aug 19	Minneapolis Bike Tour: (Split - Cedar Lake RT, Central Mississippi Riverfront RP, Kenilworth RT, Minneapolis Chain of Lakes RP, Minnehaha Parkway RT, Minnehaha RP, Mississippi Gorge RP-Minneapolis, Nokomis-Hiawatha RP, Theodore Wirth RP, Victory Memorial Parkway RT)	0.3
	Sep 18	Women Run the Cities: (Split - Minnehaha RP, Mississippi Gorge RP-Minneapolis & Saint Paul)	1.5
	Sep 25	Medtronic Marathon and 10 mile: (Split - Central Mississippi Riverfront RP, Minneapolis Chain of Lakes RP, Minnehaha Parkway RT, Mississippi Gorge RP-Minneapolis & Saint Paul, Nokomis Hiawatha RP, Sam Morgan)	1.0
	Oct 9		
NE Diagonal RT		None	0.0
Nokomis-Hiawatha RP		TOTAL	36.2
	Jan 28	USPHC Pond Hockey Lake Nokomis	6.0
	Jan 29	USPHC Pond Hockey Lake Nokomis	9.0
	Jan 30	USPHC Pond Hockey Lake Nokomis	4.0
	May 30	Brian Kraft Memorial 5K Run/Walk	0.7
	Jun 4	Lymphomathon 5k Run/Walk	0.6
	Jun 19	Gridiron Gallop	0.5
	Jun 25	Walk/Run for Life	0.7
	Jul 8	Life Time Fitness Expo	0.6
		Life Time Fitness Triathlon: (Split - Minneapolis Chain of Lakes RP, Minnehaha Parkway RT, Nokomis-Hiawatha RP, Sam Morgan RT)	0.3
	Jul 9	Minnehaha Creek Watershed District Park Clean-up	1.5
	Jul 24	Marrow on the Move 5K	0.5
	Jul 30	Miracle Kids Triathlon	0.7
	Aug 6	YWCA Women's Triathlon: (Split - Minnehaha Pkwy RT, Mississippi Gorge RP-Minneapolis & Saint Paul, Nokomis-Hiawatha RP)	0.4
	Aug 14	Minneapolis Monarch Festival ~ Festival de la Monarca	8.0
	Sep 10	ZERO Race for Prostate Cancer	0.6
	Sep 17	Minneapolis Bike Tour: (Split - Cedar Lake RT, Central Mississippi Riverfront RP, Kenilworth RT, Minneapolis Chain of Lakes RP, Minnehaha Parkway RT, Minnehaha RP, Mississippi Gorge RP-Minneapolis, Nokomis-Hiawatha RP, Theodore Wirth RP, Victory Memorial Parkway RT)	0.3
	Sep 18	Irrecha Festival	0.5
	Sep 24		

Table 4: Special event counts for 2016*(Note: these events occurred at times that were specifically not sampled to avoid double-counting)*

Agency/Park	Date	Event	Visits (1,000s)
MINNEAPOLIS PARK & RECREATION BOARD: continued			
Nokomis-Hiawatha RP, continued			
		Medtronic Marathon and 10 mile: (Split - Central Mississippi Riverfront RP, Minneapolis Chain of Lakes RP, Minnehaha Parkway RT, Mississippi Gorge RP- Minneapolis & Saint Paul, Nokomis Hiawatha RP, Sam Morgan RT)	1.0
	Oct 9		
	Oct 15	Diaper Dash	0.3
North Mississippi RP		TOTAL	3.3
	Jun 11	Rollin' Along the River Walk	0.3
	Jun 18	Juneteenth Festival	3.0
Ridgeway Parkway RT		None	0.0
St. Anthony Parkway RT		None	0.0
Shingle Creek RT		None	0.0
Theodore Wirth RP		TOTAL	85.0
	Winter	Nordic skiing, tubing, snowboarding and snowshoeing	16.6
	Jan 2	Minnesota Youth Ski League	0.4
	Jan 3	Minnesota Youth Ski League	0.4
	Jan 8	Wedding	0.3
	Jan 9	Minnesota Youth Ski League	0.4
	Jan 9	Loppet Invite	0.8
	Jan 10	Pre-Loppet	0.5
	Jan 10	Minnesota Youth Ski League	0.4
	Jan 14	High School Nordic Ski practice	0.4
	Jan 15	Wedding	0.3
	Jan 15	High School Nordic Ski practice	0.4
	Jan 16	Minnesota Youth Ski League	0.4
	Jan 17	Minnesota Youth Ski League	0.4
	Jan 19	High School Nordic Ski meet, tubing, snowboarding and snowshoeing	0.4
	Jan 21	High School Nordic Ski meet	0.4
	Jan 22	High School Nordic Ski meet	0.5
	Jan 22	Wedding	0.3
	Jan 23	Minnesota Youth Ski League	0.4
	Jan 24	Minnesota Youth Ski League	0.4
	Jan 24	Wedding	0.3
	Jan 28	High School Nordic Ski meet	0.5
	Jan 29	High School Nordic Ski practice	0.4
	Jan 30	Minnesota Youth Ski League, Nordic skiing	0.4
	Jan 31	Minnesota Youth Ski League	0.4
	Feb 1	High School Section Nordic ski meet	1.0
	Feb 2	High School Section Nordic ski meet	1.0
	Feb 3	High School Section Nordic ski meet	1.0
	Feb 4	High School Section Nordic ski meet	1.0
	Feb 5	City of Lakes Loppet Ski Festival & Race: (Split - Theodore Wirth RP, Minneapolis Chain of Lakes RP)	0.5
	Feb 6	City of Lakes Loppet Ski Festival & Race: (Split - Theodore Wirth RP, Minneapolis Chain of Lakes RP)	13.3
	Feb 6	Minnesota Youth Ski League	0.4
	Feb 7	Minnesota Youth Ski League	0.4
	Feb 7	City of Lakes Loppet Ski Festival & Race: (Split - Theodore Wirth RP, Minneapolis Chain of Lakes RP)	6.3
	Feb 13	Mayor's Challenge Ski meet	0.6
	Feb 13	Minnesota Youth Ski League, Mayor's Challenge Ski meet	1.0
	Feb 14	Minnesota Youth Ski League	0.4
	Feb 14	Mayor's Challenge Ski meet	0.6
	Feb 20	Minnesota Youth Ski League	0.4
	Feb 20	Wedding	0.3
	Feb 21	Minnesota Youth Ski League	0.4
	Feb 21	Wedding	0.3
	Feb 27	Wedding	0.3
	Feb 27	Minnesota Youth Ski League	0.4
	Feb 28	Minnesota Youth Ski League	0.4
	Mar 6	Midwest Junior Championships	0.5
	Mar 7	Midwest Junior Championships	0.5
	Apr 2	Wedding	0.3
	May 1	Wedding	0.3

Table 4: Special event counts for 2016*(Note: these events occurred at times that were specifically not sampled to avoid double-counting)*

Agency/Park	Date	Event	Visits (1,000s)
MINNEAPOLIS PARK & RECREATION BOARD: continued			
	Theodore Wirth RP, continued		
		Bike MS Twin Cities Ride: (Split - Cedar Lake RT, Cental Mississippi Riverfront RP, Theodore Wirth RP, Victory Memorial RT)	0.4
	May 7		
	May 13	Wedding	0.3
	May 13	Wedding	0.3
	May 14	Wedding	0.3
	May 20	Wedding	0.3
	May 21	Wedding	0.3
	May 22	Wedding	0.3
	May 26	Wedding	0.3
	May 27	Wedding	0.3
	May 28	Wedding	0.3
	Jun 1	Wedding	0.3
	Jun 2	Wedding	0.3
	Jun 3	Wedding	0.3
	Jun 5	Wedding	0.3
	Jun 7	Wedding	0.3
	Jun 11	Wedding	0.3
	Jun 12	Wedding	0.3
	Jun 18	Wedding	0.3
	Jun 24	Wedding	0.3
		City of Lakes Tri-Loppet Triathlon: (Split - Cedar Lake RT, Minneapolis Chain of Lakes RP, Theodore Wirth RP)	0.3
	Jun 25	Wedding	0.3
	Jun 26	Wedding	0.3
	Jul 2	Wedding	0.3
	Jul 3	Wedding	0.3
	Jul 9	Wedding	0.3
	Jul 16	Wedding	0.3
	Jul 21	Wedding	0.3
	Jul 22	Wedding	0.3
	Jul 23	Wedding	0.3
	Jul 29	Wedding	0.3
	Aug 13	Wedding	0.3
	Aug 19	Wedding	0.3
	Aug 20	Wedding	0.3
	Aug 27	Wedding	0.3
	Sep 3	Wedding	0.3
	Sep 10	Wedding	0.3
	Sep 17	Wedding	0.3
		Minneapolis Bike Tour: (Split - Cedar Lake RT, Central Mississippi Riverfront RP, Kenilworth RT, Minneapolis Chain of Lakes RP, Minnehaha Parkway RT, Minnehaha RP, Mississippi Gorge RP-Minneapolis, Nokomis-Hiawatha RP, Theodore Wirth RP, Victory Memorial Parkway RT)	0.3
	Sep 18		
	Sep 18	Wedding	0.3
	Sep 19	Wedding	0.3
	Sep 24	Wedding	0.3
	Oct 1	Wedding	0.3
	Oct 2	Wedding	0.3
	Oct 3	Wedding	0.3
	Oct 8	Wedding	0.3
	Oct 14	Wedding	0.3
	Oct 15	Wedding	0.3
	Oct 22	Wedding	0.3
	Oct 23	Wedding	0.3
	Oct 29	Wedding	0.3
	Nov 5	Wedding	0.3
	Nov 6	Wedding	0.3
	Nov 19	Wedding	0.3
	Dec 3	Wedding	0.3
	Dec 11	Wedding	0.3
	Dec 12	High School Nordic Ski practice	0.4
	Dec 13	High School Nordic Ski practice	0.4
	Dec 14	High School Nordic Ski practice	0.4
	Dec 15	High School Nordic Ski practice	0.4
	Dec 16	High School Nordic Ski practice	0.4
	Dec 18	Wedding	0.3
	Dec 19	High School Nordic Ski practice	0.4

Table 4: Special event counts for 2016*(Note: these events occurred at times that were specifically not sampled to avoid double-counting)*

Agency/Park	Date	Event	Visits (1,000s)
MINNEAPOLIS PARK & RECREATION BOARD: continued			
	Theodore Wirth RP, continued		
	Dec 20	High School Nordic Ski practice	0.4
	Dec 21	High School Nordic Ski practice	0.4
	Dec 21	Wedding	0.3
	Dec 22	High School Nordic Ski practice	0.4
	Dec 23	High School Nordic Ski practice	0.4
	Dec 30	Wedding	0.3
	Dec 31	Wedding	0.3
Victory Memorial Parkway RT		TOTAL	2.8
		Bike MS Twin Cities Ride: (Split - Cedar Lake RT, Cental Mississippi Riverfront	
	May 7	RP, Theodore Wirth RP, Victory Memorial RT)	0.3
	Jun 9	Live on the Drive (Music & Movies Series - Victory Memorial Pkwy.)	0.4
	Jul 14	Live on the Drive (Music & Movies Series - Victory Memorial Pkwy.)	0.4
	Aug 11	Live on the Drive (Music & Movies Series - Victory Memorial Pkwy.)	0.4
	Sep 7	MDRA Victory Races Webber Park Victory Memorial	1.0
		Minneapolis Bike Tour: (Split - Cedar Lake RT, Central Mississippi Riverfront RP,	
		Kenilworth RT, Minneapolis Chain of Lakes RP, Minnehaha Parkway RT,	
		Minnehaha RP, Mississippi Gorge RP-Minneapolis, Nokomis-Hiawatha RP,	
	Sep 18	Theodore Wirth RP, Victory Memorial Parkway RT)	0.3
RAMSEY COUNTY:			
Bald Eagle-Otter Lakes RP		TOTAL	137.0
	Year Round	Tamarack Nature Play Area only	50.1
		Tamarack Nature - Formal program attendance (including nature pre-school,	82.5
	Year Round	ECFE, special events and volunteers)	
	Jun 6	National MS Society-MN Chapter	4.0
	Apr 9	TriFitness	0.4
Battle Creek RP		TOTAL	10.3
	May 7	Endurance United	0.4
	May 7	Endurance United	0.4
	Jun 26	Her United of MN, Inc	0.5
	Jul 10	Yang, Choua	0.3
	Jul 16	Malone, Linda	0.5
	Jul 18	3M	0.3
	Jul 21	3M-Armstrong	0.3
	Jul 24	Chang Association MN	0.5
	Jul 27	3M-Andert	0.3
	Jul 30	Progressive Baptist	0.5
	Jul 31	Maplewood Group	0.3
	Aug 8	3M - CRPL	0.4
	Aug 12	Norlander, Mark	0.3
	Aug 14	Amalgamated Transit Union	0.5
	Aug 15	UAW Retiree Chapter	0.3
	Aug 20	St Paul Plumbers	0.3
		Event 360: (Split - Battle Creek RP, Bruce Vento RT, Keller RP, Higway 96	
	Aug 20	RT, Grass-Vadnais-Snail Lake RP)	0.4
	Aug 28	Pipefitters Local #455	0.5
	Aug 31	Tri Metro Conference	0.3
	Sep 1	Tri Metro Conference	0.3
	Sep 3	Berry, Robert	0.3
	Sep 4	Eritrea Mutual Corporation	0.5
	Sep 11	Moua, Touyer	0.3
	Oct 14	Endurance United	0.5
	Oct 14	Math and Science Academy	0.3
	Oct 18	Tri Metro Conference	0.3
	Oct 19	Tri Metro Conference	0.3
	Oct 29	Cooler Crew Cachers	0.5
Birch Lake RT		TOTAL	4.0
	Jun 12	Run/Race/Walk	4.0
Bruce Vento RT		TOTAL	4.4
		Event 360: (Split - Battle Creek RP, Bruce Vento RT, Keller RP, Higway 96	
	Aug 20	RT, Grass-Vadnais-Snail Lake RP)	0.4
	Sep 11	Bicycle Alliance of MN	4.0
Grass-Vadnais-Snail Lake RP		TOTAL	1.4
	Jul 3	Twin Cities Bicycling Club	0.5
	Jul 04	Twin Cities Bicycling Club	0.5
		Event 360: (Split - Battle Creek RP, Bruce Vento RT, Keller RP, Higway 96	
	Aug 20	RT, Grass-Vadnais-Snail Lake RP)	0.4

Table 4: Special event counts for 2016*(Note: these events occurred at times that were specifically not sampled to avoid double-counting)*

Agency/Park	Date	Event	Visits (1,000s)
RAMSEY COUNTY: continued			
Highway 96 RT		TOTAL	0.7
			0.3
	May 21	Williams Sundrome Association	
	Aug 20	Event 360: (Split - Battle Creek RP, Bruce Vento RT, Keller RP, Higway 96 RT, Grass-Vadnais-Snail Lake RP)	0.4
Keller RP		TOTAL	1.1
	Jan 31	Sartain Athlete Services	0.3
	May 27	ISD 624 Recovery in the Park	0.4
	Aug 20	Event 360: (Split - Battle Creek RP, Bruce Vento RT, Keller RP, Higway 96 RT, Grass-Vadnais-Snail Lake RP)	0.4
Long Lake RP		TOTAL	38.5
	Jan 31	New Brighton Sportsmen's Club	0.3
	Feb 6	East Side Services	0.4
	May 7	Canvas Health	0.4
	May 14	Bethel College	0.4
	May 21	MN Stroke Association	0.5
	May 22	Lee, Shadrach	0.4
	May 28	Meyer, Elisia	0.3
	Jun 1	Bethlehem Baptist Church	0.4
	Jun 1	Irondale High School	0.4
	Jun 3	Liberty Classical Academy	0.4
	Jun 4	Vacation Sports	0.4
	Jun 7	Hmong College Prep Academy	1.5
	Jun 8	Bethlehem Baptist Church	0.4
	Jun 11	Vang, Mina	0.3
	Jun 12	Vue, Kelvin	0.5
	Jun 15	Bethlehem Baptist Church	0.4
	Jun 18	First Hmong Baptist Church	0.5
	Jun 20	RSM	0.5
	Jun 21	Safe Harbor Financial Solutions	0.3
	Jun 22	Bethlehem Baptist Church	0.4
	Jun 29	Bethlehem Baptist Church	0.4
	Jul 2	Txiao, Lee	0.5
	Jul 3	Knyaw Baptist Church	0.3
	Jul 6	Bethlehem Baptist Church	0.4
	Jul 9	Her, Bee	0.5
	Jul 13	Bethlehem Baptist Church	0.4
	Jul 14	Boston Scientific-Rislov	0.5
	Jul 16	Yang, Tong	0.3
	Jul 17	Vang, Charinya	0.3
	Jul 20	Bethlehem Baptist Church	0.4
	Jul 21	API Group	0.5
	Jul 22	Schmidt, Cathy	0.3
	Jul 27	Bethlehem Baptist Church	0.4
	Jul 30	Carpenters Local 322	0.5
	Jul 31	Dwyer, Mary	0.3
	Aug 1	Norlander, Mark	0.3
	Aug 3	Bethlehem Baptist Church	0.4
	Aug 4	Garza, Stephanie	0.5
	Aug 5	ADS Group	0.3
	Aug 9	Heraeus	0.5
	Aug 10	Bethlehem Baptist Church	0.4
	Aug 11	New Brighton Stockyard Days	5.0
	Aug 12	New Brighton Stockyard Days	5.0
	Aug 13	New Brighton Stockyard Days	5.0
	Aug 15	St Jude Medical	0.3
	Aug 17	Bethlehem Baptist Church	0.4
	Aug 19	Bethlehem College and Seminary	0.3
	Aug 24	Bethlehem Baptist Church	0.4
	Aug 28	Yang, Leng	0.5
	Aug 31	Bethlehem Baptist Church	0.4
	Sep 4	Belden Piano	0.3
	Sep 5	Yang, Wantre	0.5
	Sep 8	TSI	0.5
	Sept 10	PeaceMaker MN	0.1
	Sep 10	Kim, Byong Moon	0.3
	Sep 11	RAGOM Company	0.3
	Sep 17	MN Brain Injury Alliance	1.2
	Sep 18	Northwest Minneapolis United Methodist Ministry	0.0
	Sep 23	MSRA	0.5
	Sep 25	Grace Point Church	0.3
Rice Creek North RT		None	0.0

Table 4: Special event counts for 2016

(Note: these events occurred at times that were specifically not sampled to avoid double-counting)

Agency/Park	Date	Event	Visits (1,000s)
RAMSEY COUNTY: continued			
Rice Creek West RT		TOTAL	0.4
	Jul 16	Run/Race/Walk	0.4
Tony Schmidt RP		TOTAL	0.6
	Aug 14	IUPAT	0.6
Trout Brook RT		None	0.0
CITY OF SAINT PAUL:			
Bruce Vento RT		TOTAL	1.1
	Jun 04	Art In The Hollow	0.6
	Aug 20	Endurance United Run	0.5
Cherokee Heights RP		TOTAL	1.0
	Jun - Sept	Fitness In The Parks	0.4
	May 25	Summit Brewing Medallion Hunt	0.6
Como RP, Zoo & Conservatory SRF		TOTAL	535.3
	Year Long	Como Education Events/Classes/Lil Explorers	30.0
	Year Long	Music Under Glass/Groovin' In the Garden	7.9
	Year Long	Como Dockside Events and Performances	25.4
	Summer Long	Como Park Regional Pool	76.0
	Summer Long	Fitness In The Park	6.5
	Winter	Como Park Downhill & Cross Country Ski Programs	12.0
	Jan 1	Noon Year's Day	3.3
	Jan 9 - 10	Winter Flower Show Opening Weekend	2.0
	Jan 16 - 18	Exotic Wonders Weekend	8.1
	Jan 30 - 31	Winter Carnival Orchid Show	5.4
	Jan 30 - 31	Gotta Go, Gotta Throw	1.4
	Feb 12 - 14	Valentine's Dinners	0.5
	Feb 13 - 15	Woo at the Zoo Weekend	14.7
	Feb 27	MN Parent Camp Fair	13.6
	Mar 19 - 20	Spring Flower Show opening & Hop Into Spring	8.2
	Apr 22 - 24	Xcel Energy Party For The Planet	18.1
	Apr 23	Citywide Volunteer Spring Park Clean-up	0.5
	Apr 30 - May 1	Summer Flower Show Opening Weekend	14.7
	May 7 - 8	Mother's Day Bonsai Show	22.5
	May 21	Twin Cities in Motion	1.5
	May 21 - 22	Giraffe Feeding Station Opening Weekend	19.9
	Jun 4	TPT Day at Como	7.8
	Jun 9	Twin Cities German Immersion School	0.5
	Jun 10	Northdale Middle School	0.3
	Jun 11	NR Road Racing (running)	0.3
	Jun 14	Kowalski's Market Company Picnic	0.8
	Jun 17 - 19	Blooming Butterflies Opening Weekend	32.2
	Jun 18	Friends of Gillette	0.3
	Jun 19	Twin Cities Pride Picnic	1.0
	Jul 2 - 3	Hmong Freedom Festival	86.0
	Jul 21	Sunset Affair	0.6
	Jul 25	Rein In Sarcoma	1.5
	Aug 4	Lifetrack Resources	0.7
	Aug 6	Huntington's Disease Event	0.5
	Aug 16	City Employee Cookout	1.2
	Aug 20	Laborer's Union Picnic	0.4
	Aug 21	Japanese Lantern Lighting Festival	11.9
	Sep 10 - 11	Conservation Superheroes Weekend	13.6
	Sep 17	Mother's Against Drunk Driving	0.7
	Sep 18	Out Of The Darkness	1.8
	Sep 18	American Foundation - Suicide Prevention	1.5
	Sep 24	Salvation Army	0.5
	Sep 24	Private Picnic	0.8
	Sep 25	Down Syndrome Picnic 5K Walk/Run	6.0
	Oct 1 - 2	Bugs, Boas and Bones Weekend	8.4
	Oct 8	Minnesota Eye Foundation	0.3
	Oct 8 - 9	Fall Flower Show Part 1 Opening Weekend	5.7
	Oct 15	American Brain Tumor 5K Walk/Run	2.5
	Oct 18	Saint Paul Public School High School Cross Country Meet	0.5
	Oct 22,23,29,30	Zoo Boo Weekends	16.2
	Oct 29	MIAC Cross Country Meet	0.8
	Nov 5 - 6	Fall Flower Show Part 2 Opening Weekend	10.7
	Nov 7 - 13	Ikebana Show	12.3
	Nov 11 - 13	Great Apes Weekend	8.1
	Dec 3 - 4	Holiday Flower Show Opening Weekend	2.8
	Dec 31	Noon Year's Eve	4.0

Table 4: Special event counts for 2016*(Note: these events occurred at times that were specifically not sampled to avoid double-counting)*

Agency/Park	Date	Event	Visits (1,000s)
CITY OF SAINT PAUL: continued			
Hidden Falls-Crosby Farm RP		TOTAL	11.7
	Summer Long	Fitness In The Park	1.9
	Summer Long	Wilderness Inquiry Youth Canoe Adventures	0.5
	Sep 10	Great River Race - Wilderness Inquiry	0.4
		Saint Paul Classic Bike Tour: (Split - Hidden Falls-Crosby Farm RP,	
	Sep 11	Indian Mounds RP, Mississippi Gorge RP, Phalen RP, Sam Morgan RT)	1.1
	Sep 24	National Public Lands Day	0.6
	Oct. 1 - 31	Barebones Productions	7.2
Indian Mounds RP		TOTAL	7.2
	Summer Long	Fitness In the Park	0.9
	Apr 21	Safe Summer Nights - Saint Paul Police	0.5
	May 24	Take Aim At Summer	0.5
	Jul 4	Fireworks - public viewing from Mounds Park	3.5
	Jul 16	Big 5K Race - Linda Hood	0.5
		Susan G. Komen Race For the Cure: (Split - Indian Mounds RP & Lilydale-	
	Aug 21	Harriet Islands RP)	0.3
		Saint Paul Classic Bike Tour: (Split - Hidden Falls-Crosby Farm RP, Indian	
	Sep 11	Mounds RP, Phalen RP, Sam Morgan RT)	1.1
Lilydale-Harriet Island RP		TOTAL	110.9
	Year Long	Paddelford River Excursion Events	8.7
	Summer Long	Fitness in the Park/Harriet Island	0.6
	Summer Long	Fitness In The Park/Raspberry Island	0.3
	Summer Long	University of Minnesota - Rowing Club	2.7
	Jan 1	Polar Dash	1.8
	Apr 23	Annual Citywide Clean Up	0.3
	May 7	Wedding event	0.3
	May 7	Abria Walk/Run	0.3
	May 13 - 14	Art Start	1.5
	May 20 - 22	Burger Battle	3.0
	May 21	Fast and Furry 5K Walk/Run	0.5
	May 28	KMOJ Picnic	0.4
	May 31	TMEX Event	0.5
	Jun 4	ADA Bike Ride	0.5
	Jun 5	Crohn's and Colitis Event	2.5
	Jun 27	Canada Day Reception	0.5
	Jun 28	Cray Company Picnic	0.4
	Jul 15	Rio Run/Tiki Run	0.6
	Aug 1	3M Family Picnic	0.3
	Aug 3	Meals on Wheels	0.4
	Aug 7 - 17	Irish Fair: (Split-Lilydale-Harriet Island RP & Sam Morgan RT)	50.0
		Susan G. Komen Walk For The Cure: (Split - Indian Mounds RP & Lilydale-	
	Aug 21	Harriet Islands RP)	0.3
	Aug 23 - 25	Builder's Club	3.0
	Aug 26 - 27	Women Rock Marathon: (Split - Lilydale-Harriet Island RP & Sam Morgan RT)	5.0
	Sep 18	Bark and Recreation	0.3
	Sep 25	Walk For hope	2.0
	Sep 26	Travelers 5K Walk/Run	0.3
	Sep 29	Ryder Cup	0.8
	Oct 2	Chocoholic Frolic Walk/Run	5.0
	Oct 5	Anoka School Picnic	0.7
	Oct 6	Open World Learning	0.5
	Oct 14 - 16	Color Vibe 5K Walk/Run	4.0
	Oct 18	Native American Conference	0.4
		Monster Dash: (Split - Lilydale-Harriet Island RP, Mississippi Gorge RP, Sam	
	Oct 28 - 29	Morgan RT)	5.0
	Nov 3	Saint Paul Public Schools Retirement Celebration	0.4
	Nov 12	Girls On the Run	3.3
	Nov 23 - 24	Turkey Trot: (Split - Lilydale Harriet Island RP & Sam Morgan RT)	4.0
Mississippi Gorge RP		TOTAL	10.6
		Get In Gear Walk/Run: (Split - Minnehaha RP, Mississippi Gorge RP-Minneapolis	
	Apr 30	& Saint Paul)	2.3
		Bike MS Twin Cities: (Split - Cedar Lake RT, Central Mississippi Riverfront RP,	
		Mississippi Gorge RP-Saint Paul & Minneapolis, Sam Morgan RT, Theodore	0.3
	May 7	Wirth RP, Victory Memorial Parkway RT)	
	Jun 4	American Diabetes Walk	0.5
	Jun 10	Kids for a Cause Walk/Run	0.4
		Saint Paul Classic Bike Tour: (Split - Hidden Falls-Crosby Farm RP, Indian	
	Sep 11	Mounds RP, Phalen RP, Sam Morgan RT)	1.1
		Medtronic Twin Cities Marathon: (Split - Chain of Lakes RP, Minnehaha Parkway	
	Oct 9	RT, Mississippi Gorge RP-Saint Paul and Minneapolis, Nokomis-Hiawatha RP,	1.0
		Sam Morgan RT)	
		Monster Dash: (Split - Lilydale-Harriet Island RP, Mississippi Gorge RP, Sam	
	Oct 29	Morgan RT)	5.0

Table 4: Special event counts for 2016*(Note: these events occurred at times that were specifically not sampled to avoid double-counting)*

Agency/Park	Date	Event	Visits (1,000s)
CITY OF SAINT PAUL: continued			
Phalen RP		TOTAL	60.9
	Summer Long	Community Church Services	1.0
	Apr 21 - 24	NCAA Big 10 Women's Rowing	3.0
	May 7	Run Like A Mother - Anderson Race Mgmt.	0.7
	May 8	Private event	0.3
	May 14	Community of Peace Academy Walk/Run	0.3
	May 15	MN Brain Tumor 5K Walk/Run	1.8
	May 21	Joe Plant Memorial Walk/Run	0.5
	May 21	Private event	0.3
	May 25	Indian Education Program	0.3
	May 28	Eritrean Community Center of MN	0.3
	Jun 4	WaterFest	3.0
	Jun 16	Music In The Park	0.9
	Jun 25	Time To Fly 5K Walk/Run	2.0
	Jun 5	Hope In Motion - Anderson Race Mgmt.	0.8
	Jun 26	Church of Saint Casimir	0.3
	Jul 7 - 28	Music In The Park	1.6
	Jul 9 - 10	Dragon Boat Festival	10.0
	Jul 3	Wedding	0.3
	Jul 22	Private event	0.3
	Jul 30	IBEW Event	0.3
	Jul 31	Private Graduation Party	0.3
	Aug 5	West Side Community Services	0.5
	Aug 6	Millwright Local 548 event	0.3
	Aug 10	Meet and Greet event	0.3
	Aug 12	Private event	0.3
	Aug 13	Miles for Melanoma - Anderson Race Mgmt.	0.5
	Aug 13	Private event	0.3
	Aug 17	MN Dept. of Human Services	0.3
	Aug 18	Run with the Herd - Suicide Awareness 5K Walk/Run	0.6
	Aug 19	Swing Masters	0.3
	Aug 21	Saint Paul Triathlon	0.3
	Aug 27	Vibha Minnesota	0.3
	Aug 27	Dance Life Minnesota	0.3
	Aug 28	Twin Cities Church Service and lunch	0.3
	Sep 9	Parks and Recreation Community Design Meeting	0.3
	Sep 10	Nicole Williams - Celebration of Peace	0.3
		Saint Paul Classic Bike Tour: (Split - Hidden Falls-Crosby Farm RP, Indian Mounds RP, Mississippi Gorge RP, Phalen RP, Sam Morgan RT)	1.1
	Sep 11		
	Sep 17	ALS Walk/Run	2.5
	Sep 22	Parks and Recreation Department Conference	0.3
	Sep 24	Ethiopian Burning of the True Cross	1.5
	Sep 25	MMRF 5K Walk/Run	2.0
	Oct 1	Divinity Lutheran Church Walk/Run	0.3
	Oct 8	CureSearch for Children's Cancer Walk/Run	0.7
	Oct 22	Running Home for Jacob Wetterling - Anderson Race Mgmt.	2.5
	Oct 23	Unleash the SHE - Walk/Run	1.5
	Nov 22 - Jan 1	Holiday Lights	15.0
Samuel Morgan RT		TOTAL	90.0
		Get In Gear Walk/Run: (Split - Minnehaha RP, Mississippi Gorge RP-Minneapolis & Saint Paul)	1.7
	Apr 30	MS Twin Cities Bike Tour: (Split - Cedar Lake RT, Central Mississippi Riverfront RP, Mississippi Gorge RP-Saint Paul & Minneapolis, Sam Morgan RT, Theodore Wirth RP, Victory Memorial Parkway RT)	0.3
	May 7		
	Jun 4	ADA Bike Ride	0.5
	Jun 4	American Diabetes Walk	0.5
	Jun 15	North Star Bike Festival Time Trials	0.5
		Life Time Fitness Walk/Run: (Split - Minneapolis Chain of Lakes RP, Minnehaha Parkway RT, Nokomis-Hiawatha RP, Sam Morgan RT)	3.0
	Jul 9		
	Jul 15	Rio/Tiki Run - Team Ortho	5.0
	Aug 5-6	Minnesota Half Marathon - Podium Sports	2.5
	Aug 7 - 17	Irish Fair: (Split - Lilydale-Harriet Island RP & Sam Morgan RT)	50.0
	Aug 14	YWCA Triathlon	1.0
	Aug 26 - 27	Women Rock Marathon: (Split - Lilydale-Harriet Island RP & Sam Morgan RT)	5.0
		Saint Paul Classic Bike Tour: (Split-Hidden Falls-Crosby Farm RP, Indian Mounds RP, Phalen RP, Sam Morgan RT)	6.5
	Sep 11		
	Sep 17	Life Time Fitness Walk/Run	0.5
		Medtronic Twin Cities Marathon: (Split - Chain of Lakes RP, Minnehaha Parkway RT, Mississippi Gorge RP-Saint Paul and Minneapolis, Nokomis-Hiawatha RP, Sam Morgan RT)	1.0
	Oct 8		
	Oct 14 - 15	Color Vibe 5K	3.0
		Monster Dash: (Split - Lilydale-Harriet Island RP, Mississippi Gorge RP, Sam Morgan RT)	5.0
	Oct 28 - 29		
	Nov 23-24	Turkey Trot: (Split - Lilydale-Harriet Island RP & Sam Morgan RT)	4.0

Table 4: Special event counts for 2016*(Note: these events occurred at times that were specifically not sampled to avoid double-counting)*

Agency/Park	Date	Event	Visits (1,000s)
CITY OF SAINT PAUL: continued			
Trout Brook RT		None	0.0
SCOTT COUNTY:			
Cedar Lake Farm RP		TOTAL:	2.1
	Year Long	Formal program visits not counted in regular sample and not part of other special events	0.9
	School Year	School groups at education center	1.2
Scott County RT		None	0.0
Spring Lake RP		TOTAL	0.9
	Winter	Snowmobile Trail Use	0.9
THREE RIVERS - SCOTT COUNTY:			
Cleary Lake RP		TOTAL	4.3
	Year Long	Formal program visits not counted in regular sample and not part of other special events	1.6
	School Year	School groups at education center	1.1
	Winter	Snowmobile Trail Use	1.2
	Apr 23	Campus Faith Clubs Trail Use	0.4
Murphy-Hanrehan PR		TOTAL	2.7
	Year Long	Formal program visits not counted in regular sample and not part of other special events	0.1
	Winter	Snowmobile Trail Use	0.7
	Aug 25	Rocksteady Running Race	
	Sep 9	Sports Marketing Race	0.5
	Sep 10	Sports Marketing Race	0.5
	Sep 12	Heritage Sports Marketing Race	
	Oct 20	South Central Services Race	0.3
	Oct 21	South Central Services Race	0.3
	Oct 22	South Central Services Race	0.3
THREE RIVERS PARK DISTRICT:			
Baker PR		TOTAL	31.4
	Year Long	Formal program visits not counted in regular sample and not part of other special events	1.2
	School Year	School groups at education center	28.8
	Winter	Snowmobile trail use	0.9
	Oct 22	Baker Boo	0.5
Bassett Creek RT		None	0.0
Bryant Lake RP		TOTAL	0.8
	Year Long	Formal program visits not counted in regular sample and not part of other special events	0.8
Carver PR		TOTAL	22.4
	Year Long	Formal program visits not counted in regular sample and not part of other special events	6.0
	School Year	School groups at education center	13.1
	Winter	Snowmobile trail use	1.2
	Feb 7	Victoria Fire Department Picnic	0.3
	Mar 25	Spring Egg Hunt	0.6
	Mar 26	Spring Egg Hunt	0.6
	Oct 29	Enchanted Forest	0.6
Cedar Lake RT		TOTAL	1.7
	May 7	Fulton Beer Company Race	1.2
	Jun 4	American Diabetes Association Walk	0.5
Clifton French RP		TOTAL	6.8
	Year Long	Formal program visits not counted in regular sample and not part of other special events	5.0
	School Year	School groups at education center	1.4
	Jun 15	Rocksteady Running Race	0.4
Coon Rapids Dam RP		TOTAL	5.4
	Year Long	Formal program visits not counted in regular sample and not part of other special events	1.5
	School Year	School groups at education center	3.9
Crow-Hassan PR		TOTAL	0.7
	Year Long	Formal program visits not counted in regular sample and not part of other special events	0.2
	Winter	Snowmobile trail use	0.5

Table 4: Special event counts for 2016*(Note: these events occurred at times that were specifically not sampled to avoid double-counting)*

Agency/Park	Date	Event	Visits (1,000s)
THREE RIVERS PARK DISTRICT: continued			
Crystal Lake RT		TOTAL	0.6
	May 21	Birdtown Half Marathon	0.6
Dakota Rail RT		None	0.0
Eagle Lake RP		None	0.0
Elm Creek PR		TOTAL	112.2
	Year Long	Formal program visits not counted in regular sample and not part of other special events	9.3
	School Year	School groups at education center	9.6
	Winter	Snowmobile trail use	1.0
	Winter	Winter recreation area (manufactured snow area)	87.0
	Mar 24	Eggstravaganza	0.6
	Mar 25	Eggstravaganza	0.7
	May 8	Charitable Housewives Race	0.4
	Sep 29	ISD 279 Cross Country Race	0.5
	Jun 16	Sign Zone Picnic	0.3
	Jun 18	Williams Wedding	0.3
	Jun 19	Weber Wedding	0.3
	Aug 6	Loram Picnic	0.4
	Aug 9	McDonald's Picnic	0.3
	Oct 10	Autumn Woods Classic	1.0
	Oct 29	Big Woods Halloween	0.5
Fish Lake RP		TOTAL	2.6
	Year Long	Formal program visits not counted in regular sample and not part of other special events	0.6
	Feb 6	Special Olympics Event	2.0
Gale Woods Farm SRF		TOTAL	28.5
	Year Long	Formal program visits not counted in regular sample and not part of other special events	9.7
	School Year	School groups at education center	12.4
	Apr 16	Saturday Mornings on the Farm	0.4
	Apr 23	Saturday Mornings on the Farm	0.4
	Aug 20	Breakfast on the Farm	0.8
	Sep 8	Hopkins HS Race	1.0
	Sep 17	Haase Wedding	0.3
	Sep 18	Lakewinds COOP Meeting	0.3
	Sep 20	ISD 1 Cross Country Race	0.5
	Sep 23	Gavic Wedding	0.3
	Oct 1	Festival of Working Animals	0.5
	Oct 16	Anderst Memorial	0.3
	Oct 27	ISD 277 Cross Country Race	0.4
	Nov 5	Pinegar Event	0.3
	Nov 18	Murphy Event	0.3
	Nov 19	Murphy Event	0.3
	Nov 20	Murphy Event	0.3
Hyland Lake PR		TOTAL	284.3
	Year Long	Formal program visits not counted in regular sample and not part of other special events	14.1
	School Year	School groups at education center	12.7
	Winter	Downhill winter recreation area (manufactured snow area)	161.3
	Winter	Cross country winter recreation area (manufactured snow area)	87.2
	Jan 23	Rennet	0.4
	Jan 30	Ice Harvesting Day	0.3
	Apr 24	Parkhurst Wedding	0.3
	May 18	Towers Watson Company Event	0.3
	May 28	Eichers Wedding	0.3
	Jul 30	Raygor Wedding	0.3
	Jul 31	Mata Organization	0.4
	Aug 6	Pahl Wedding	0.3
	Aug 18	Towers Watson Company Event	0.4
	Sep 24	Party in the Prairie	1.9
	Oct 7	Chairlift Rides	0.9
	Oct 8	Chairlift Rides	1.7
	Oct 22	Satarykowice Race	0.9
	Nov 5	Nature Arts Craft Fair	0.6
Kingswood Park SRF		None	0.0
Lake Independence RT		None	0.0

Table 4: Special event counts for 2016

(Note: these events occurred at times that were specifically not sampled to avoid double-counting)

Agency/Park	Date	Event	Visits (1,000s)
THREE RIVERS PARK DISTRICT: continued			
Lake Minnetonka RP		TOTAL	1.5
		Formal program visits not counted in regular sample and not part of other special events	0.5
	Year Long		
	Winter	Snowmobile trail use	1.0
Lake Minnetonka Islands		None	0.0
Lake Minnetonka LRT RT		TOTAL	4.8
	Jul 4	Firecracker Race	2.3
	Aug 6	Tour de Tonka	2.0
	Sep 19	Excelsior Lake Minnetonka Race	0.5
Lake Rebecca PR		TOTAL	10.4
	Winter	Snowmobile trail use	0.7
		Formal program visits not counted in regular sample and not part of other special events	0.4
	Year Long		
	Apr 16	Trail Mix Race	0.6
	Jun 11	Final Stretch Race	1.0
	Jul 9	Local 539 Pipefitters Picnic	0.3
	Jul 16	Vang Picnic	0.3
	Aug 7	Living Word Picnic	5.0
	Aug 13	Grace Full Gospel	0.4
	Sep 9	Kbid Online Auctions Picnic	0.3
	Sep 10	Sil-Pro Picnic	0.3
	Sep 10	Cognizant Technologies Picnic	0.3
	Sep 18	American Liver Foundation Race	0.4
	Oct 18	ISD 879 Cross Country Race	0.4
The Landing SRF		TOTAL	13.5
		Formal program visits not counted in regular sample and not part of other special events	4.7
	Year Long		
	School Year	School groups at education center	7.3
	May 15	Rev3 Adventure Race	0.6
	Jul 1	Independence Day	0.3
	Oct 15	Old-Fashioned Trick-or-Treat	0.6
Luce Line RT		None	0.0
Medicine Lake RT		TOTAL	2.1
	May 15	Maple Grove Half Marathon	1.0
	May 21	Hope Walks & Rolls	0.4
	Jul 16	City of Maple Grove	0.3
	Sep 24	ISD 279 Early Childhood Parents Group	0.4
Minnesota River Bluffs LRT RT		None	0.0
Nine Mile Creek RT		None	0.0
Noerenberg Gardens SRF		TOTAL	0.3
	May 1	Podium Sports Marketing Race	0.3
Nokomis-Minnesota River RT		None	0.0
North Cedar Lake LRT RT		None	0.0
North Mississippi RP		TOTAL	5.5
		Formal program visits not counted in regular sample and not part of other special events	0.5
	Year Long		
	School Year	School groups at education center	5.0
Northeast Diagonal RT		None	0.0
Rush Creek RT		TOTAL	0.4
	Jun 18	Brooklyn Park Parks & Recreation	0.4
Shingle Creek RT		None	0.0
Silverwood SRF		TOTAL	15.9
		Formal program visits not counted in regular sample and not part of other special events	7.0
	Year Long		
	School Year	School groups at education center	2.6
	May 4	Gallery Reception	0.3
	May 18	Gallery Reception	1.0
	Jun 8	Summer Concert Series	0.6
	Jun 15	Summer Concert Series	0.6
	Jul 24	Summer Concert Series	0.7

Table 4: Special event counts for 2016*(Note: these events occurred at times that were specifically not sampled to avoid double-counting)*

Agency/Park	Date	Event	Visits (1,000s)
THREE RIVERS PARK DISTRICT: continued			
Silverwood SRF, continued			
	Jul 27	Summer Concert Series	0.5
	Aug 3	Summer Concert Series	0.4
	Aug 17	Summer Concert Series	0.3
	Aug 21	Summer Concert Series	0.9
	Aug 24	Summer Concert Series	0.4
	Sep 25	Wedding Fair	0.3
	Dec 17	Candy Cane Hunt	0.3
Twin Lakes RT		None	0.0
WASHINGTON COUNTY:			
Big Marine PR		TOTAL	0.3
	May 21	ALS Bike Trek	0.3
Cottage Grove Ravine RP		TOTAL	1.6
	Winter	Snowmobile Use	1.6
Hardwood Creek RT		TOTAL	20.4
	Winter	Snowmobile Use	16.0
	Jun 11	Flips Gymnastics Club	0.4
	Jun 12	MS 150	4.0
Lake Elmo PR		TOTAL	16.5
	Winter	Snowmobile Use	1.7
	Jan 05	Metro East Cross Country Meet	0.3
	Jan 12	SEC Cross Country Ski Meet	0.3
	Jan 13	Metro East Cross Country Meet	0.3
	Jan 21	SEC Cross Country Ski Meet	0.3
	Jan 28	Metro East Cross Country Meet	0.3
	May 25	Blaisdell	0.4
	Jun 28	Gosselein	0.3
	Jul 27	Yang	0.6
	Aug 06	Cycle Health Kids Tri	0.7
	Aug 20	Xeemthao	0.4
	Aug 20	Yang	0.3
	Aug 20	Moms on the Run	0.8
	Aug 28	Bluegrass Festival	5.0
	Sep 10	3M	0.5
	Sep 19	Coco's Heart Rescue	0.5
	Sep 24	Great Pumpkin Chase	0.5
	Oct 29	Metro East Cross Country Meet	0.3
	Dec 14	SEC Cross Country Ski Meet	0.3
	Dec 20	MN Ironman Bicycle Ride	3.0
Pine Point Park RP		TOTAL	1.8
	Jun 12	MN Ironman Bicycle Ride	1.8
Square Lake SRF		TOTAL	0.3
	Sep 10	SQL Triathlon	0.3
St. Croix Bluffs RP		TOTAL	2.9
	May 15	Apple Blossom Run	0.3
	Aug 06	Yang Family	0.3
	Aug 20	Yang Family	0.3
	Aug 27	Hmong American Alliance	0.3
	Sep 08	Cross Country Meet	0.9
	Sep 13	Cross Country Meet	0.4
	Oct 18	Cross Country Meet	0.4

Table 5: Comparison of 2015 and 2016 visitation

Agency	2015 (1,000's)	2016 (1,000's)	# change (1,000's)	% change
Anoka	3,264.6	3,360.0	95.4	2.9%
Bloomington	661.6	755.2	93.6	14.1%
Carver	578.4	582.8	4.4	0.8%
Dakota	1,135.7	1,293.7	158.0	13.9%
Minneapolis	16,397.8	17,133.6	735.8	4.5%
Ramsey	3,821.9	3,526.3	(295.6)	-7.7%
Saint Paul	9,388.1	9,193.0	(195.1)	-2.1%
Scott County	332.1	293.1	(39.0)	-11.7%
Three Rivers (Hennepin Co.)	10,062.9	10,036.6	(26.3)	-0.3%
Three Rivers (Scott County)	302.4	338.2	35.8	11.8%
Washington	1,404.1	1,347.9	(56.2)	-4.0%
Total	47,349.6	47,860.6	511.0	1.1%

Table 6: Comparison of 2015 and 2016 park vs. trail visitation

	2015 (1,000's)	2016 (1,000's)	# change (1,000's)	% change	% of all visits in 2016
Trail Visits ¹	12,643.8	13,050.8	407.0	3.2%	27.3%
Park/Reserve/SRF Visits	34,610.0	34,809.7	199.7	0.6%	72.7%
Total Visits	47,349.6	47,860.6	511.0	1.1%	100.0%

Notes:

¹ About 80% of all visits to the Minneapolis Chain of Lakes and Anoka County Riverfront RP are trail visits. Mississippi Gorge Regional Park is also more similar to a parkway with a regional trail than a regional park. However, the above trail totals do not include those trail visits.

Values are rounded.

If Mississippi Gorge, Minneapolis Chain of Lakes, and Anoka County Riverfront RP trail visits are included in the regional trail total, 41.3% (19.8 million) of all visits are trail visits.

Table 7: Most-visited regional parks and trails - 2016

Rank by visits	Park/trail	Agency	2015 Visitation (1,000's)	Cumulative percent of total visitation
1	Minneapolis Chain-of-Lakes RP	Minneapolis	5,681.5	11.9%
2	Como RP, Zoo & Conservatory SRF	Saint Paul	4,250.9	20.8%
3	Mississippi Gorge RP	Minneapolis/Saint Paul	3,656.7	28.4%
4	Central Mississippi Riverfront RP	Minneapolis	2,142.4	32.9%
5	Minnehaha RP	Minneapolis	1,724.6	36.5%
6	Hyland-Bush-Anderson Lakes PR	Bloomington/Three Rivers	1,650.3	39.9%
7	Minnehaha Parkway RT	Minneapolis	1,548.9	43.2%
8	Phalen-Keller RP	Saint Paul/Ramsey County	1,517.2	46.3%
9	Nokomis-Hiawatha RP	Minneapolis	1,388.2	49.2%
10	Cedar Lake RT /Cedar Lake LRT RT	Minneapolis/Three Rivers	1,178.1	51.7%
11	Elm Creek PR	Three Rivers	1,085.2	54.0%
12	Lilydale-Harriet Island-Cherokee Hts RP	Saint Paul	892.4	54.0%
13	Battle Creek/Indian Mounds RP	Ramsey County/Saint Paul	818.9	55.8%
14	Kenilworth RT	Minneapolis	663.2	57.5%
15	Victory Memorial Parkway RT	Minneapolis	651.4	58.9%
16	Theodore Wirth RP	Minneapolis	642.5	60.3%
17	Lebanon Hills RP	Dakota County	635.2	62.9%
18	Bruce Vento RT	Ramsey County/Saint Paul	582.5	64.2%
19	Bunker Hills RP	Anoka County	580.6	65.4%
20	Grass-Vadnais-Snail Lake RP	Ramsey County	574.1	66.6%
Total			31,864.8	
Percent of 2016 Visitation			66.6%	

Note: Totals rounded.

Table 8: Urban parks and trails visits - 2016

	2016 Visitation (1,000's)
Agency	
Minneapolis Parks Total	17,133.6
Saint Paul Parks Total	9,193.0
Urban Total	26,326.6
Urban Percentage of 2016 visitation	55.0%

Note: Totals rounded.

Table 9: Como visits - park and zoo/conservatory

	2016 Visitation (1,000's)	2016 %
Park Unit		
Como Zoo & Conservatory SRF ¹	3,366.7	79.2%
Como Park (non-zoo/conservatory visits)	884.2	20.8%
Como Total	4,250.9	100%

Notes:

¹ Como Zoo & Conservatory Special Recreation Feature estimates are based on visitor interviews conducted in 2008 . That data indicated that 79.2% of all Como visitors were primarily visiting the Zoo & Conservatory.

Totals rounded.

Table 10: Visitation estimates by agency for operations and maintenance funding formula purposes - 2016

Agency	2016 Visitation (1,000's)	Percentage of total ¹
Anoka County	3,360.04	7.04%
Bloomington	755.16	1.58%
Carver County	582.79	1.22%
Dakota County	1,293.74	2.71%
Minneapolis Park & Recreation Board	17,133.59	35.92%
Ramsey County	3,526.35	7.39%
Saint Paul	9,193.00	19.27%
Scott County	293.14	0.61%
Three Rivers Park District - Hennepin ²	9,875.34	20.70%
Three Rivers Park District - Scott	338.23	0.71%
Washington County	1,347.87	2.83%
TOTAL	47,699.25	100.00%

Notes:

¹ Percentages are given to the second decimal point for use in the O&M funding formula.

² O&M visitation estimates do not include enterprise facility visitation (downhill skiing at Hyland-Bush-Anderson Lakes PR).

Figure 3: 2016 Percentage of total visitation by agency

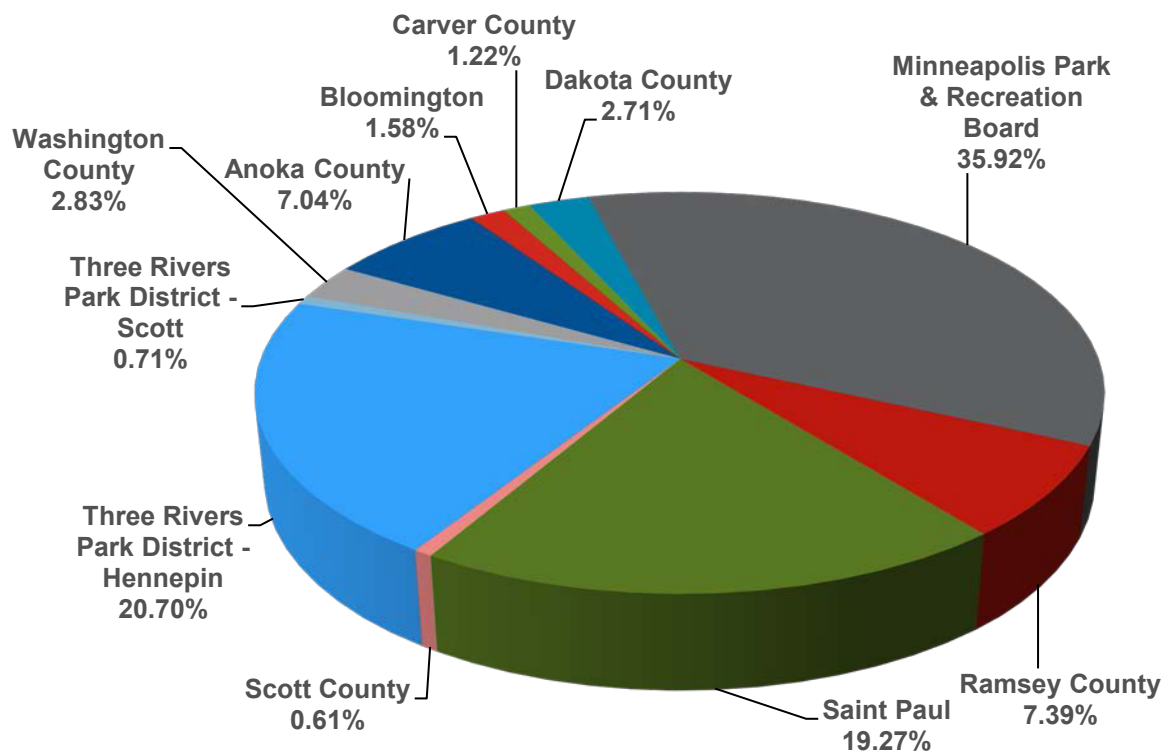


Table 11: Comparison of estimated visits from 2010 to 2016

	2010	2011	2012	2013	2014	2015	2016
Anoka County	3,269.6	3,380.8	3,152.0	3,178.2	3,081.6	3,264.6	3,360.0
Bloomington	610.4	789.4	715.1	742.2	700.9	661.2	755.2
Carver County	307.3	443.9	582.6	614.7	543.6	578.4	582.8
Dakota County	932.9	1,047.8	1,034.0	1,038.0	1,111.7	1,135.7	1,293.7
Minneapolis	14,768.1	15,098.8	15,223.9	15,976.6	16,662.9	16,397.9	17,133.6
Ramsey County	3,714.3	4,014.7	4,291.5	4,657.2	4,456.8	3,821.9	3,526.3
Saint Paul	7,628.2	8,552.6	9,710.5	9,455.6	9,447.2	9,388.1	9,193.0
Scott County	313.5	319.6	290.0	358.9	339.9	332.1	293.1
Three Rivers	7,646.7	8,619.3	8,995.1	9,390.4	9,675.6	9,926.3	9,875.3
Three Rivers (Scott County)	282.3	345.5	328.5	325.6	355.1	302.4	338.2
Washington County	1,394.3	1,498.8	1,520.7	1,567.6	1,524.4	1,404.1	1,347.9
REGIONAL TOTALS	40,867.6	44,111.2	45,843.9	47,305.0	47,899.6	47,212.5	47,699.3
% annual increase		7.9%	3.9%	3.2%	1.3%	-1.4%	1.0%

Visits in 1,000's.

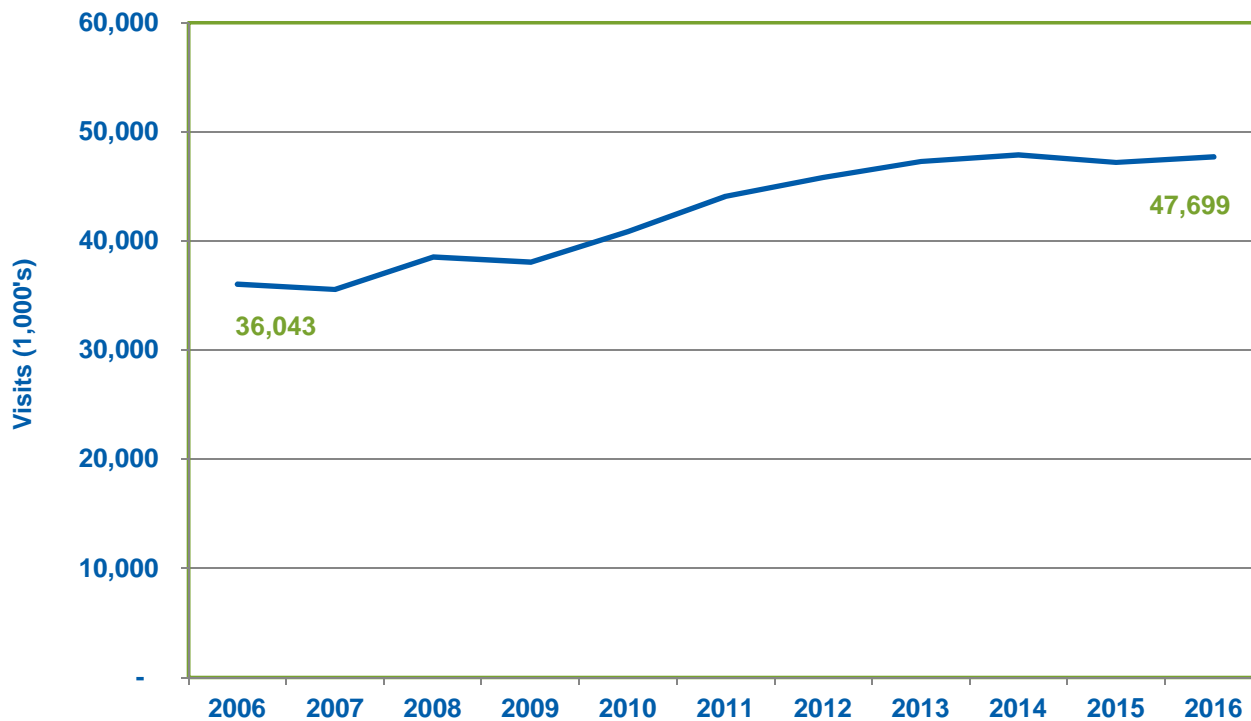
Figure 4: Total annual visits to Regional Park System, 2006-2016

Table 12: Top activities in the Regional Parks System based on 2008 visitor survey data

Activity	% of park activity occasions ¹	# of park activity occasions	% of trail activity occasions	# of trail activity occasions	Total # of activity occasions	% of total visits
		1,000's		1,000's	1,000's	
Walking/hiking	21%	7,310	30%	3,915	11,225	23%
Biking	10%	3,481	45%	5,873	9,354	20%
Swimming ³	16%	5,570	2%	261	5,831	12%
Picnicking	10%	3,481	0%	-	3,481	7%
Relaxing ²	9%	3,133	2%	261	3,394	7%
Jogging/running	5%	1,740	10%	1,305	3,046	6%
Playground use ³	7%	2,437	1%	131	2,567	5%
Dog-walking	5%	1,740	7%	914	2,654	6%
Sunbathing ³	6%	2,089	1%	131	2,219	5%
Fishing ³	6%	2,019	1%	131	2,149	4%
Boating	4%	1,392	0%	-	1,392	3%
Zoo visits (Como)	4%	1,392	0%	-	1,392	3%
In-line skating	2%	696	4%	522	1,218	3%
Camping	2%	696	0%	-	696	1%
Regional Parks			Regional Trails		System-wide	
2016 system-wide visits (in 1,000's of visits)		34,809.7		13,050.8		47,860.6
% of 2016 visits		73%		27%		100%

Notes:

¹ Activity pattern data of regional park and trail visitors was collected in 2008 and published in the *Metropolitan Council Regional Parks and Trails Survey 2008*. The activity patterns were applied to the 2008 visit estimate to generate this table. Visitors could do more than one activity during their visit to a regional park or trail. Each time they participated in an activity, it was considered an activity occasion. Therefore, the total number of activity occasions is greater than the actual number of visits.

² "Relaxing" was a general activity on a list of activities that park visitors used to indicate what they did during their park visit. This activity was not specifically defined.

³ For trail visits, survey respondents indicated that the trails were providing access to these activities. For example, 2% of trail visits provided access to swimming and 1% of trail visits provided access to fishing.

Table 13: Visitor origin by agency ¹

Agency	Total visits (1,000s)	Number and percent of visits from people who live in the following agency jurisdictions: (in 1,000s)											
		Anoka County	Bloomington	Carver County	Dakota County	Minneapolis	Ramsey County	St Paul	Scott County/ Three Rivers	Three Rivers (Hennepin County)	Washington County	Greater MN	Out of state
ANOKA COUNTY													
Total Visitation	3,360.0	1,906.3	8.4	4.2	33.5	138.3	662.0	79.6	4.2	238.8	58.7	146.6	79.6
Visitation by Percentage	7.0%	56.7%	0.2%	0.1%	1.0%	4.1%	19.7%	2.4%	0.1%	7.1%	1.7%	4.4%	2.4%
BLOOMINGTON													
Total Visitation	755.2	5.8	411.4	7.7	36.7	50.2	5.8	19.3	40.6	139.1	3.9	7.7	25.1
Visitation by Percentage	1.6%	0.8%	54.5%	1.0%	4.9%	6.6%	0.8%	2.6%	5.4%	18.4%	0.5%	1.0%	3.3%
CARVER COUNTY													
Total Visitation	582.8	4.5	9.0	277.9	30.0	16.5	1.5	3.0	30.0	118.7	1.5	79.6	10.5
Visitation by Percentage	1.2%	0.8%	1.5%	47.7%	5.2%	2.8%	0.3%	0.5%	5.2%	20.4%	0.3%	13.7%	1.8%
DAKOTA COUNTY													
Total Visitation	1,293.7	9.5	25.3	3.2	832.9	71.3	25.3	145.7	12.7	45.9	26.9	52.3	42.8
Visitation by Percentage	2.7%	0.7%	2.0%	0.2%	64.4%	5.5%	2.0%	11.3%	1.0%	3.5%	2.1%	4.0%	3.3%
MINNEAPOLIS PARK & REC BOARD													
Total Visitation	17,133.6	357.8	377.7	39.8	437.3	8,944.4	397.5	854.7	79.5	4,730.6	79.5	139.1	655.9
Visitation by Percentage	35.8%	2.1%	2.2%	0.2%	2.6%	52.2%	2.3%	5.0%	0.5%	27.6%	0.5%	0.8%	3.8%
RAMSEY COUNTY													
Total Visitation	3,526.3	333.3	4.5	4.5	40.5	63.1	1,891.5	797.1	-	85.6	184.6	40.5	76.6
Visitation by Percentage	7.4%	9.5%	0.1%	0.1%	1.1%	1.8%	53.6%	22.6%	0.0%	2.4%	5.2%	1.1%	2.2%
ST. PAUL													
Total Visitation	9,193.0	274.8	45.8	22.9	824.3	664.0	709.8	4,636.6	45.8	435.0	675.5	309.1	503.7
Visitation by Percentage	19.2%	3.0%	0.5%	0.2%	9.0%	7.2%	7.7%	50.4%	0.5%	4.7%	7.3%	3.4%	5.5%
SCOTT COUNTY / THREE RIVERS													
Total Visitation	631.4	-	9.4	4.2	122.3	6.3	1.0	2.1	436.9	16.7	2.1	19.9	9.4
Visitation by Percentage	1.3%	0.0%	1.5%	0.7%	19.4%	1.0%	0.2%	0.3%	69.2%	2.6%	0.3%	3.1%	1.5%
THREE RIVERS (HENNEPIN COUNTY)													
Total Visitation	10,036.6	616.8	230.0	491.4	125.5	1,076.8	94.1	83.6	167.3	6,304.3	41.8	564.6	209.1
Visitation by Percentage	21.0%	6.1%	2.3%	4.9%	1.3%	10.7%	0.9%	0.8%	1.7%	62.8%	0.4%	5.6%	2.1%
WASHINGTON COUNTY													
Total Visitation	1,347.9	78.4	5.1	-	56.2	23.9	119.3	114.2	3.4	29.0	756.6	80.1	80.1
Visitation by Percentage	2.8%	5.8%	0.4%	0.0%	4.2%	1.8%	8.8%	8.5%	0.3%	2.1%	56.1%	5.9%	5.9%
TOTAL VISITATION	47,860.6	3,587.1	1,126.6	855.7	2,539.3	11,054.7	3,907.9	6,735.9	820.4	12,143.6	1,831.0	1,439.5	1,692.8
TOTAL VISITATION by PERCENTAGE	100.0%	7.5%	2.4%	1.8%	5.3%	23.1%	8.2%	14.1%	1.7%	25.4%	3.8%	3.0%	3.5%

NOTES:

All visits are listed in units of 1,000.

Local visits are defined as visits to a park by visitors who reside in that park agency's jurisdiction. Local visits for each agency are in bold and are highlighted.

¹ Visitor origin data is from the *Metropolitan Council Regional Parks and Trails Survey 2008*. Percentages were adjusted to disregard "unknown" visitor origin and therefore may differ slightly from the survey report.

Three Rivers Park District owns and operates two regional parks in Scott County. The amounts shown in this table reflect visits to park and trail units located in Scott County regardless of managing entity.

Table 14: Local and non-local visits by agency

Agency	Total visits (1,000s)	Number and percent of visits from people who live in the following agency jurisdictions: (in 1,000s)				
		Local Visits	Non-Local Visits			
			Regional	Greater MN	Out of state	Outside of US
ANOKA COUNTY						
Total Visitation	3,360.04	1,906.3	1,227.5	146.6	79.6	-
Visitation by Percentage	7.0%	56.7%	36.5%	4.4%	2.4%	0.0%
BLOOMINGTON						
Total Visitation	755.16	411.4	309.0	7.7	25.1	1.9
Visitation by Percentage	1.6%	54.5%	40.9%	1.0%	3.3%	0.3%
CARVER COUNTY						
Total Visitation	582.79	277.9	214.79	79.6	10.5	-
Visitation by Percentage	1.2%	47.7%	36.9%	13.7%	1.8%	0.0%
DAKOTA COUNTY						
Total Visitation	1,293.74	832.9	365.8	52.3	42.8	-
Visitation by Percentage	2.7%	64.4%	28.3%	4.0%	3.3%	0.0%
MINNEAPOLIS PARK & RECREATION BOARD						
Total Visitation	17,133.59	8,944.4	7,354.3	139.1	655.9	39.8
Visitation by Percentage	35.8%	52.2%	42.9%	0.8%	3.8%	0.2%
RAMSEY COUNTY						
Total Visitation	3,526.35	1,891.5	1,513.2	40.5	76.6	4.5
Visitation by Percentage	7.4%	53.6%	42.9%	1.1%	2.2%	0.1%
ST. PAUL						
Total Visitation	9,193.00	4,636.6	3,697.8	309.1	503.7	45.8
Visitation by Percentage	19.2%	50.4%	40.2%	3.4%	5.5%	0.5%
SCOTT COUNTY / THREE RIVERS						
Total Visitation	631.37	436.9	164.1	19.9	9.4	1.0
Visitation by Percentage	1.3%	69.2%	26.0%	3.1%	1.5%	0.2%
THREE RIVERS PARK DISTRICT (HENNEPIN COUNTY)						
Total Visitation	10,036.64	6,304.3	2,927.4	564.6	209.1	31.4
Visitation by Percentage	21.0%	62.8%	29.2%	5.6%	2.1%	0.3%
WASHINGTON COUNTY						
Total Visitation	1,347.87	756.6	429.4	80.1	80.1	1.7
Visitation by Percentage	2.8%	56.1%	31.9%	5.9%	5.9%	0.1%
TOTAL VISITATION	47,860.6	26,398.8	18,203.4	1,439.5	1,692.8	126.1
TOTAL VISITATION by PERCENTAGE	100.0%	55.2%	38.0%	3.0%	3.5%	0.3%

NOTES:

All visits are listed in units of 1,000.

Local visits are defined as visits to a park by visitors who reside in that park agency's jurisdiction. Local visits for each agency are in bold and are highlighted.

Visitor origin data is from the *Metropolitan Council Regional Parks and Trails Survey 2008*. Percentages were adjusted to disregard "unknown" visitor origin and therefore may differ slightly from the survey report.

Acknowledgements

The Metropolitan Regional Parks System is owned and operated by ten city, county, or special park districts. Each agency is responsible for conducting the annual counts for their respective Regional Parks System units. The 2016 annual use estimate counts are the result of over 4,600 staff hours across all the ten agencies, along with significant time dedicated to staff training and oversight. Without the help of these ten agencies, the annual use estimate would not be possible. The agencies and their count supervisors are as follows:

Anoka County—Cindy Bornetun
City of Bloomington—Mark Morrison
Carver County—Sam Pertz
Dakota County—Doug Gross and Jessica Montgomery
Minneapolis Park and Recreation Board—Madeline Hudek
Ramsey County—Jennifer Fink
City of Saint Paul—Eric Thompson
Scott County—Patricia Freeman and Thomas Mercier
Three Rivers Park District—Thomas Mercier
Washington County—Lori Myers and Steven Hart



390 Robert North
Saint Paul, MN 55101-1805

651.602.1000
TTY 651.291.0904
public.info@metc.state.mn.us
metro council.org

Follow us on:
twitter.com/metcouncilnews
facebook.com/MetropolitanCouncil
youtube.com/MetropolitanCouncil