













## Minnesota Public Library Scorecard, 2015—2016

These statistics represent the change in public library resources and usage from 2015 to 2016.

Performance Measure	2015	2016	Trend
Registered users	3,860,346	3,860,671	
Operating expenditures	\$225,533,300	\$233,900,253	
Open hours	735,157	743,577	
Visits	24,340,258	24,063,019	
Collection size (items)	16,933,651	17,163,393	
Loans	52,512,434	50,502,337	
Public Internet computers	6,559	6,702	
*Internet sessions	6,868,170	10,871,216	
Staff FTE	2,204	2,218	
Reference transactions	3,707,300	3,573,963	
Programs	64,251	69,389	
Program attendance	1,475,550	1,563,445	

\*Internet sessions include computer and wireless access.

Source: Minnesota Public Library Report, 2015-2016